



# MİLLÎ EĞİTİM İSTATİSTİKLERİ

Örgün Eğitim

## National Education Statistics

Formal Education

2014/'15

ISSN 1300-0993



Resmî İstatistik Programı Yayınıdır.  
A Publication of Official Statistics Programme

T.C.  
MİLLÎ EĞİTİM BAKANLIĞI  
Republic of Turkey  
Ministry of National Education



**MİLLÎ EĞİTİM İSTATİSTİKLERİ**  
**Örgün Eğitim**  
**National Education Statistics**  
**Formal Education**  
**2014/'15**

**T.C. MİLLÎ EĞİTİM BAKANLIĞI STRATEJİ GELİŞTİRME BAŞKANLIĞI**  
**MINISTRY OF NATIONAL EDUCATION STRATEGY DEVELOPMENT PRESIDENCY**

**RESMÎ İSTATİSTİK PROGRAMI YAYINIDIR**  
**A Publication of Official Statistics Programme**

**Bu yayının 5846 Sayılı Fikir ve Sanat Eserleri Kanunu'na göre her hakkı Millî Eğitim Bakanlığına aittir. Gerçek veya tüzel kişiler tarafından izinsiz çoğaltılamaz ve dağıtılamaz**

Ministry of National Education reserves all the rights of this publication. Unauthorised duplication or distribution of this publication is prohibited under Law No: 5846

**Yayın içeriğine yönelik sorularınız için**

**For questions on the content of the publication**

**Tel: +90 (312) 413 14 80 - 413 14 81 - 413 14 82 - 413 27 52 - 413 27 54  
413 14 82-413 14 83**

**İnternet** Internet  
<http://www.meb.gov.tr> <http://www.meb.gov.tr>  
<http://sgb.meb.gov.tr> <http://sgb.meb.gov.tr>

**E-posta** E-mail  
[sgb@meb.gov.tr](mailto:sgb@meb.gov.tr) [sgb@meb.gov.tr](mailto:sgb@meb.gov.tr)

**ISSN  
1300-0993**

**Bu yayın, Türkiye İstatistik Kurumu'nun katkılarıyla Millî Eğitim Bakanlığı tarafından Resmi İstatistik Programı kapsamında hazırlanmıştır.**

This book is prepared by the Ministry of National Education with the contributions of Turkish Statistical Institute within the framework of Official Statistics Programme.

**Millî Eğitim Bakanlığı** Ministry of National Education  
**Atatürk Bulvarı No:98 Bakanlıklar-ANKARA / TÜRKİYE**  
**Türkiye İstatistik Kurumu** Turkish Statistical Institute  
**Devlet Mah. Necatibey Cad. No: 114 06650 Çankaya-ANKARA / TÜRKİYE**

**Millî Eğitim Bakanlığı Strateji Geliştirme Başkanlığı ve Bilgi İşlem Daire Başkanlığının katkılarıyla hazırlanan bu kitap, Bakanlık Makamının 10/04/2015 tarih ve 3900808 sayılı olurlarıyla Destek Hizmetleri Genel Müdürlüğüne 1.000 adet bastırılmıştır.**

This book which has been prepared by the Ministry of National Education, Presidency of Strategy Development with the contributions of Information Technology Department has been published in 1.000 copies by the General Directorate of Support Services approval dated 10/04/2015 and numbered 3900808.

## ÖNSÖZ

Resmi İstatistik Programının yürürlüğe girmesiyle birlikte, Türkiye İstatistik Kurumu'nun yayınladığı verilerin yanı sıra, diğer kurum ve kuruluşlar tarafından üretilmesi ve yayınlanması öngörülen veriler, Programda yer alarak resmi istatistik olarak kabul edilecektir. Böylece ihtiyaç duyulan her alanda güvenilir veriler üretilmesi sağlanmış olacaktır.

2012–2016 Resmi İstatistik Programında Örgün Eğitim İstatistikleri'nin basılı yayın ve internet ortamında yıllık olarak yayınlanması sorumluluğu Bakanlığımıza verilmiştir.

Örgün eğitim; okul öncesi eğitimi, ilköğretim, ortaokul, ortaöğretim ve yükseköğretim kurumlarını kapsar. Ancak, Programda belirtildiği üzere yüksek öğretim istatistikleri Bakanlığımızın hazırladığı yayından bağımsız olarak Yüksek Öğretim Kurulu tarafından yayınlanmaktadır.

Örgün eğitimin, plan ve program hedeflerine uygun bir biçimde işlerlik kazanması, gerekli verilerin doğru, güvenilir ve analiz edilebilir şekilde derlenmesi ile mümkündür. Eğitim planlamasının uygulanabilirliği tam, doğru ve güvenilir istatistikî bilgilerin seri bir biçimde derlenmesi ve kullanıcılara aktarılması ile mümkün olacaktır. Bu amaçlar doğrultusunda hazırlanan bu yayın İstatistikî Bölge Birimleri Sınıflaması ve yerleşim yeri düzeyinde okul, öğrenci, öğretmen, mezun ve yeni kayıt öğrenci sayıları ile uluslararası karşılaştırmalar yapılabilmesi amacıyla bazı eğitim göstergelerini kapsamaktadır.

Yayının, karar vericilere, bilim insanlarına ve diğer ilgili tüm kullanıcılara yararlı olmasını diliyoruz.

## FOREWORD

With the entrance into force of the Official Statistics Programme, besides the data published by Turkish Statistical Institute, data anticipated be producing and publishing by other organizations and institutions will be included in the Programme and regarded as official statistics. Thus, requested reliable data on any field will be provided.

As stated in the 2012–2016 Official Statistics Programme, Ministry of National Education (MoNE) is responsible for the annual publication (hardcopy and online) of Formal Education Statistics.

Formal education; includes pre primary, primary school, lower secondary school, upper secondary and tertiary educational institutions. However, as stated in the Programme, tertiary statistics is published - independent of MoNE - by the Higher Education Council.

In order for formal education to operate in accordance with the goals of its plans and programmes, compiling relevant data in accurate, reliable and analyzable way is necessary. The applicability of educational planning will be possible through rapid compilation and transmission of implicit, accurate and reliable statistical data to users. The publication prepared for the purposes stated above includes number of new entrants, students, graduates and teachers by settlement according to Statistical Regions as well as certain internationally comparable educational indicators.

We hope that the publication will be beneficial for decision makers, academicians and all other users.

**Millî Eğitim Bakanlığı**  
Ministry of National Education



## İÇİNDEKİLER

## CONTENTS

	Sayfa Page	
Önsöz	III	Foreword
İçindekiler	V	Contents
Tablo Listesi	VI	List of Tables
Simge ve Kısaltmalar	XI	Symbols and Abbreviations
Açıklama	XII	Explanation
İstatistikî Bölge Birimleri Sınıflaması	XXI	Statistical Regions
1. Millî Eğitim Bakanlığı Teşkilat Şeması	XXII	1. Structural Organization of The Ministry of National Education
2. Türk Millî Eğitim Sistemi Şeması	XXIV	2. Turkish National Education System
1. Eğitim Göstergeleri	1	1. Education Indicators
2. Örgün Eğitim, 2014/ '15	51	2. Formal Education, 2014/ '15
Temel Eğitim (Okulöncesi)	51	Basic Education (Pre-Primary Education)
Temel Eğitim (İlkokul, Ortaokul)	66	Basic Education (Primary Education, Lower Secondary Education)
Ortaöğretim ve Yaygın Eğitim	124	Upper Secondary Education and Non-Formal Education
3. Burslu Öğrenciler ve Öğrenci Pansiyonları	216	3. Scholarship Students and Student Boarding Houses
4. Yüksek Öğrenim Kredi ve Yurtlar Kurumu Hizmetleri	221	4. Services Provided by Higher Education Loans and Dormitories Institution
5. Yurt Dışı Eğitim	225	5. Education Abroad
6. Öğretmen Evleri ve Akşam Sanat Okulları	231	6. Teachers Houses and Evening Art Schools
7. Bütçe	232	7. Budget
8. Yatırım	238	8. Investment

## Tablo Listesi

## List of Tables

<b>1 Eğitim Göstergeleri</b>		<b>1 Education Indicators</b>	
1.1	Öğretim yılı ve eğitim seviyesine göre okullaşma oranı	1	1.1 Schooling ratio by educational year and level of education
1.2	İstatistikî Bölge Birimleri Sınıflaması 3. düzey ve eğitim seviyesine göre okullaşma oranı (2014-2015 öğretim yılı)	2	1.2 Schooling ratio by Statistical Regions Levels 3 and level of education (the educational year 2014-2015)
1.3	İstatistikî Bölge Birimleri Sınıflaması 3. düzey ve eğitim seviyesine göre okullaşma oranı (2013-2014 öğretim yılı)	6	1.3 Schooling ratio by Statistical Regions Levels 3 and level of education (the educational year 2013-2014)
1.4	Öğretim yılı ve eğitim (5 yıllık zorunlu eğitim) seviyesine göre cinsiyet oranı	10	1.4 Sex ratio by educational year and level of education (5-year compulsory education)
1.5	Öğretim yılı ve eğitim seviyesine göre cinsiyet oranı	10	1.5 Sex ratio by educational year and level of education
1.6	2014-2015 öğretim yılı ilköğretim (ilkokul+ortaokul) ve ortaöğretim il bazı cinsiyet oranı	11	1.6 The sex ratio of primary education (primary school+lower secondary school) and upper secondary education by provinces in 2014-2015 educational year
1.7	Okul türü ve öğretim yılına göre okul / birim, öğretmen, öğrenci ve mezun olan öğrenci sayısı	13	1.7 Number of schools / units, teachers, students and graduates by type of school and educational year
1.8	Okul türü ve öğretim yılına göre okul, öğretmen, şube, öğrenci ve mezun olan öğrenci sayısı	14	1.8 Number of schools, teachers, divisions, students and graduates by type of school and educational year
1.9	2014 yılında ÖSYS okul türü ve öğrenim durumuna göre başvuran ve yükseköğretim programlarına yerleşen aday sayıları (sınavsız geçiş dahil)	18	1.9 Number of applicants and appointed to tertiary education programmes in 2014 by school type and educational status (transition without examination is included)
1.10	İstatistikî Bölge Birimleri Sınıflaması 1. düzey ve eğitim seviyesine göre okul, şube, öğretmen ve derslik başına düşen öğrenci sayısı	20	1.10 Number of students per school, division, teacher and classroom by level of education according to Statistical Regions Levels 1
1.11	İstatistikî Bölge Birimleri Sınıflaması 2. düzey ve eğitim seviyesine göre okul, şube öğretmen ve derslik başına düşen öğrenci sayısı	21	1.11 Number of students per school, division, teacher and classroom by level of education according to Statistical Regions Levels 2
1.12	İstatistikî Bölge Birimleri Sınıflaması 3. düzey ve eğitim seviyesine göre okul, şube, öğretmen ve derslik başına düşen öğrenci sayısı	22	1.12 Number of students per school, division, teacher and classroom by level of education according to Statistical Regions Level 3
1.13	İstatistikî Bölge Birimleri Sınıflaması 3. düzey, yerleşim yeri ve eğitim seviyesine göre mezun olan öğrenci sayısı	25	1.13 Number of graduates by settlement place and level of education according to Statistical Regions Level 3
1.14	İstatistikî Bölge Birimleri Sınıflaması 3. düzey, yerleşim yeri ve eğitim seviyesine göre yeni kayıt öğrenci sayısı	30	1.14 Number of new entrants by settlement place and level of education according to Statistical Regions Level 3
1.15	Özel Eğitim Kurumlarında okul, öğrenci, öğretmen ve derslik sayısı	36	1.15 Number of schools, students, teachers and classrooms in Special Education Institutions
1.16	Özel Öğretim Kurumlarında okul, öğrenci, öğretmen ve derslik sayısı	37	1.16 Number of schools, students, teachers and classrooms in Private Education Institutions

İçindekiler	Sayfa Page	Contents
1.17 İstatistiki Bölge Birimleri Sınıflaması 1., 2. ve 3. düzey ve eğitim seviyesine göre okul, şube, öğrenci, öğretmen ve derslik sayısı	38	1.17 Number of schools, divisions, students, teachers and classrooms by Statistical Regions Levels 1, 2, and 3 and level of education
1.18 Eğitim kurumlarının kademelere göre okul, öğrenci, öğretmen ve derslik sayısı	50	1.18 Number of schools, students, teachers and classrooms in education institutions by level of education
<b>2 Örgün Eğitim, 2014-2015</b>	<b>2</b>	<b>2 Formal Education, 2014-2015</b>
<b>Okulöncesi Eğitim</b>		<b>Pre-Primary Education</b>
2.1 Okulöncesi eğitim kurumlarının okul türlerine göre okul, öğrenci, öğretmen ve derslik sayısı	51	2.1 Number of schools, students, teachers and classrooms by types of school in pre-primary education institutions
2.2 İstatistiki Bölge Birimleri Sınıflaması 3. düzey resmi - özel ayrımında, yerleşim yerine göre okul öncesi eğitim kurumlarında okul, öğrenci, öğretmen ve derslik sayısı	52	2.2 Number of schools, students, teachers and classrooms in public and private pre-primary education institutions by settlement place according to Statistical Regions Level 3
2.3 İstatistiki Bölge Birimleri Sınıflaması 3. düzey, yerleşim yerine göre okul öncesi eğitim kurumlarında okul, şube, öğrenci ve öğretmen sayısı	62	2.3 Number of schools, divisions, students and teachers in pre-primary education institutions by settlement place according to Statistical Regions Level 3
<b>İlkokul, Ortaokul</b>		<b>Primary School, Lower Secondary School</b>
2.4.a İlkokullarda okul türlerine göre okul, öğrenci, öğretmen ve derslik sayısı	66	2.4.a Number of schools, students, teachers and classrooms in primary schools by types of school
2.4.b Ortaokullarda okul türlerine göre okul, öğrenci, öğretmen ve derslik sayısı	67	2.4.b Number of schools, students, teachers and classrooms in lower secondary schools by types of school
2.5.a İstatistiki Bölge Birimleri Sınıflaması 3. düzey resmi - özel ayrımında, yerleşim yerine göre ilkokullarda, okul, öğrenci, öğretmen ve derslik sayısı	68	2.5.a Number of schools, students, teachers and classrooms in public and private primary schools by settlement place according to Statistical Regions Level 3
2.5.b İstatistiki Bölge Birimleri Sınıflaması 3. düzey resmi - özel ayrımında, yerleşim yerine göre ortaokullarda, okul, öğrenci, öğretmen ve derslik sayısı	78	2.5.b Number of schools, students, teachers and classrooms in public and private lower secondary schools by settlement place according to Statistical Regions Level 3
2.5.c İstatistiki Bölge Birimleri Sınıflaması 3. düzey, Din Öğretimi Genel Müdürlüğü'ne bağlı ortaokullarda okul, öğrenci, öğretmen ve derslik sayısı	88	2.5.c The number of schools, students, teachers and classrooms in lower secondary schools dependent on General Directorate of Religious according to Statistical Regions Level 3
2.6.a İstatistiki Bölge Birimleri Sınıflaması 3. düzey, yerleşim yeri, sınıflara göre ilkokullarda, okul, şube ve öğrenci sayısı	92	2.6.a Number of schools, divisions and students in primary schools by grade and settlement place according to Statistical Regions Levels 3
2.6.b İstatistiki Bölge Birimleri Sınıflaması 3. düzey, yerleşim yeri, sınıflara göre ortaokullarda, okul, şube ve öğrenci sayısı	100	2.6.b Number of schools, divisions and students in lower secondary schools by grade and settlement place according to Statistical Regions Levels 3
2.7.a İstatistiki Bölge Birimleri Sınıflaması 3. düzey, yerleşim yeri ve doğum yıllarına göre ilkokullarda öğrenci sayısı	108	2.7.a Number of students in primary schools by year of birth and settlement place according to Statistical Regions Levels 3

## VII

İçindekiler	Sayfa Page	Contents
2.7.b İstatistiki Bölge Birimleri Sınıflaması 3. düzey, yerleşim yeri ve doğum yıllarına göre ortaokullarda öğrenci sayısı	112	2.7.b Number of students in lower secondary schools by year of birth and settlement place according to Statistical Regions Levels 3
2.8.a İstatistiki Bölge Birimleri Sınıflaması 3. düzeye göre taşımali uygulaması yapılan ilkokul, ortaokul, okul ve öğrenci sayıları	120	2.8.a Number of transporting and transported primary schools, lower secondary schools and students by Statistical Regions Levels 3
2.8.b İstatistiki Bölge Birimleri Sınıflaması 3. düzeye göre öğrenci taşıma uygulaması kapsamında taşınan özel eğitim öğrenci / kursiyer öğrenci sayıları	122	2.8.b The number of special education students trainees transported within the framework of student transportation implementation according to Statistical Regions 3. Level
<b>Ortaöğretim</b>		<b>Upper Secondary Education</b>
2.9 Ortaöğretim kurumlarının genel müdürlüklere göre okul, öğrenci, öğretmen ve derslik sayısı	124	2.9 Number of schools, students, teachers and classrooms in secondary education institutions by general directorate
2.10 Ortaöğretim kurumlarında okul türlerine göre okul, öğrenci, öğretmen ve derslik sayısı	125	2.10 Number of schools, students, teachers and classrooms in secondary education institutions by school type
2.11 İstatistiki Bölge Birimleri Sınıflaması 3. düzey, ortaöğretimde resmi ve özel ayrımında yerleşim yeri, okul, öğrenci, öğretmen ve derslik sayısı	128	2.11 Number of schools, students, teachers and classrooms in public and private secondary education institutions by settlement place according to Statistical Regions Level 3
2.12 İstatistiki Bölge Birimleri Sınıflaması 3. düzey, yerleşim yeri ve sınıflara göre ortaöğretimde okul, şube ve öğrenci sayısı	152	2.12 Number of schools, divisions and students in secondary education by grade and settlement place according to Statistical Regions Levels 3
2.13 İstatistiki Bölge Birimleri Sınıflaması 3. düzey yerleşim yeri ve doğum yıllarına göre ortaöğretimde öğrenci sayısı	176	2.13 Number of students in secondary education by year of birth and settlement place according to Statistical Regions Levels 3
2.14 İstatistiki Bölge Birimleri Sınıflaması 3. düzey, Din Öğretimi Genel Müdürlüğü'ne bağlı liselerde okul, öğrenci, öğretmen ve derslik sayısı	210	2.14 The number of schools, students, teachers and classrooms in upper secondary schools dependent on General Directorate of Religious Education according to Statistical Regions Level 3
2.15 İstatistiki Bölge Birimleri Sınıflaması 3. düzeye göre taşımali ortaöğretim yapılan öğrenci sayıları	212	2.15 Number of students transporting secondary school by Statistical Regions Level 3
2.16 Öğretim yılına göre mesleki ve teknik ortaöğretim mezunlarının toplam ortaöğretim mezunları içindeki oranı	214	2.16 The ratio of graduates from vocational and technical secondary education to total graduates from secondary education according to education years
2.17 Yaygın eğitim kurumlarının türlerine göre kurum, kursiyer, öğretmen ve derslik sayısı	215	2.17 Number of institutions, participants, teachers and classrooms by kind of non-formal education institutions

İçindekiler	Sayfa Page	Contents
<b>3 Burslu Öğrenciler ve Öğrenci Pansiyonları</b>	<b>3</b>	<b>Scholarship Students and Student Boarding Houses</b>
3.1 Öğretim dairelerine göre burslu öğrenci sayısı, 2008-2014	<b>216</b>	3.1 Number of scholarship students by General Directorate/Department, 2008-2014
3.2 İlköğretim ve ortaöğretim kurumlarında burslu öğrenci sayısı	<b>216</b>	3.2 Number of scholarship students in primary and secondary education institutions
3.3 Öğretim dairelerine göre pansiyon sayısı, pansiyon kapasitesi ve pansiyonlarda kalan öğrenci sayısı	<b>217</b>	3.3 Number of student boarding houses, their capacities and students in boarding houses by General Directorate/Department
3.4 İstatistikî Bölge Birimleri Sınıflaması 3. düzeye göre resmi pansiyonlu okullarda kalan öğrenci sayısı ve pansiyon kapasitesi	<b>217</b>	3.4 Number of public dormitories, their capacities and students in public dormitories by Statistical Regions Levels 3
3.5 İstatistikî Bölge Birimleri Sınıflaması 3. düzeye göre özel öğrenci yurtlarında kalan öğrenci sayısı ve yurt kapasitesi	<b>218</b>	3.5 Number of private dormitories, their capacities and students in private dormitories by Statistical Regions Levels 3
3.6 Ortaöğretim ve yükseköğretim özel öğrenci yurtları ile öğrenci sayısı	<b>219</b>	3.6 Number of private dormitories and students in dormitories for secondary and tertiary education
3.7 Özel öğrenci yurtlarının sayısı, yatak kapasitesi ve yurttaki kalan öğrenci sayısı	<b>219</b>	3.7 Number of private dormitories, their bed capacity and students in dormitories
3.8 Yerleşim yerine göre özel öğrenci yurtlarının sayısı	<b>220</b>	3.8 Number of private dormitories by settlement place
3.9 İlköğretim ve ortaöğretim öğrencilerinin yurtiçi burs ücreti ( 2002-2014)	<b>220</b>	3.9 Domestic study grants of students in primary and secondary education (2002-2014)
<b>4 Yüksek Öğrenim Kredi ve Yurtlar Kurumu Hizmetleri</b>	<b>4</b>	<b>Services Provided by Higher Education Loans and Dormitories Institution</b>
4.1 Yüksek Öğrenim Kredi ve Yurtlar Kurumundan burs, öğrenim ve katkı kredisi alan öğrenci sayısı ve kredi miktarı	<b>221</b>	4.1 Number of students receiving study grant, loan and contribution from Higher Education Loans and Dormitories Institution and the amount of loan
4.2 Yüksek Öğrenim Kredi ve Yurtlar Kurumuna bağlı yurtlar ve kapasiteleri	<b>221</b>	4.2 Number of dormitories dependent on Higher Education Loans and Dormitories Institution and their capacities
4.3 İl ve ilçelere göre Yüksek Öğrenim Kredi ve Yurtlar Kurumuna bağlı yurtlarda barınan öğrenci sayısı ile yurt kapasitesi	<b>222</b>	4.3 Number of students in dormitories dependent on Higher Education Loans and Dormitories Institution and the capacities of dormitories by province and district
<b>5 Yurt Dışı Eğitim</b>	<b>5</b>	<b>Education Abroad</b>
5.1 Türk Cumhuriyetleri ile Türk ve Akraba Topluluklarında açılan öğretim kurumları ile Türkiye Türkçesi Eğitim Öğretim Merkezlerinde öğrenci, idareci ve öğretmenler	<b>225</b>	5.1 Number of students, managers and teachers in Turkish Education Centers and education institutions opened in Turkish Republics and communities of Turks and relatives
5.2 Ülkemizde hükümet burslusu olarak eğitim gören yabancı uyruklu öğrencilerin ülkelerine ve öğrenim düzeylerine göre sayısı	<b>226</b>	5.2 Number of foreign students by government according to their countries and levels of education

İçindekiler	Sayfa Page	Contents		
5.3	Ülkeler, öğrenim düzeyleri ve öğrenim dallarına göre yurt dışında öğrenim gören burslu öğrenciler	<b>230</b>	5.3	Scholarship students studying abroad by country, level of education and programme
<b>6</b>	<b>Öğretmen Evleri ve Akşam Sanat Okulları</b>	<b>6</b>	<b>6</b>	<b>Teachers Houses and Evening Art Schools</b>
6.1	İstatistikî Bölge Birimleri Sınıflaması 3. düzeye göre öğretmen evleri ve akşam sanat okulları ile öğretmen lokali sayısı	<b>231</b>	6.1	Number of Teacher's guest houses and clubs, and evening arts schools by Statistical Regions Levels 3
<b>7</b>	<b>Bütçe</b>	<b>7</b>	<b>7</b>	<b>Budget</b>
7.1	2015 Yılı Millî Eğitim Bakanlığı bütçesinin ekonomik sınıflandırmaya göre dağılımı ve 2014 yılı bütçe ödeneğine oranı	<b>232</b>	7.1	Allocation of the budget of Ministry of National Education for year 2015 by economic classification and it's ratio to net budget appropriation of year 2014
7.2	2015 Yılı Millî Eğitim Bakanlığı bütçesinin fonksiyonel sınıflandırılmaya göre dağılımı	<b>232</b>	7.2	Allocation of the Budget of Ministry of National Education for 2015 fiscal year by Functional Classification
7.3	Millî Eğitim Bakanlığı bütçe büyüklükleri	<b>232</b>	7.3	Budget of Ministry of National Education
7.4	Gayri Safi Yurt İçi Hasıla ile Konsolide/Merkezi Yönetim Bütçesinin Millî Eğitim Bakanlığı bütçesine oranları	<b>233</b>	7.4	Ratio of MoNE's Budget in Gross Domestic Product and Consolidated /Central Government Budget
7.5	2015 yılı Yüksek Öğretim Kurulu, üniversiteler ve yüksek teknoloji enstitüleri bütçelerinin 2014 yılı bütçesine oranı	<b>234</b>	7.5	Ratio of 2015 budgets of Higher Education Council, universities and high technology institutes to 2014 budget
7.6	MEB ile YÖK+Üniversiteler bütçesinin Gayri Safi Yurt İçi Hasıla ile Konsolide /Merkezi Yönetim bütçe içindeki payları	<b>234</b>	7.6	Proportions of Budgets of MoNE and HEC +Universities in Gross Domestic Product and Consolidated/ Central Government Budget
7.7	YÖK, üniversite ve ileri teknoloji enstitülerinin ekonomik sınıflandırmaya göre 2015 yılı bütçesi	<b>235</b>	7.7	2015 budget of HEC, universities and high technology institutes by economic classification
<b>8</b>	<b>Yatırım</b>	<b>8</b>	<b>8</b>	<b>Investment</b>
8.1	Konsolide bütçe yatırımlarından Millî Eğitim Bakanlığı yatırımlarına ayrılan pay	<b>238</b>	8.1	Proportion of MoNE's Investments in Consolidated Budget Investments
8.2	MEB yatırım bütçesinin Gayri Safi Yurtiçi Hâsıla ve konsolide bütçeye oranları	<b>238</b>	8.2	Ratio of investment budget of MoNE in Gross Domestic Product and Consolidated budget
8.3	Millî Eğitim Bakanlığı bütçesinden yatırımlara ayrılan pay	<b>239</b>	8.3	Proportion of investments in the budget of MoNE
8.4	2003-2014 yılları arasında yapılan derslik sayısı	<b>239</b>	8.4	Number of classrooms built between 2003-2014
8.5	Halkın ve İl Özel İdarelerinin eğitime katkıları	<b>240</b>	8.5	Provincial Private Administrations' and Individuals' Support to Education
8.6	2015 yılında tahsisi öngörülen yatırım ödenekleri	<b>241</b>	8.6	Investment appropriations foreseen to be allocated in 2015
8.7	2014 yılı Millî Eğitim Bakanlığı biten yatırımlarının projelere göre dağılımı	<b>242</b>	8.7	Allocation of completed investments of MoNE in year 2014 by projects

**SİMGE VE KISALTMALAR****SYMBOLS and ABBREVIATIONS**

Bilgi yoktur	-	Denotes magnitude nil
01/10/2014 ile 31/09/2015 arasındaki öğrenim dönemi	<b>2014/15</b>	Education period from 01/10/2014 to 31/09/2015
Türk Lirası	<b>TL</b>	Turkish Liras
Öğrenci Seçme ve Yerleştirme Merkezi	<b>ÖSYM</b>	Student Selection and Placement Centre
Öğrenci Seçme ve Yerleştirme Sınavı	<b>ÖSYS</b>	Student Selection and Placement Examination
Yüksek Öğrenim Kredi ve Yurtlar Kurumu	<b>YURTKUR</b>	Higher Education Loans and Dormitories Institution
Türkçe Öğretim Merkezi	<b>TÖMER</b>	Turkish Education Centre
Adrese Dayalı Nüfus Kayıt Sistemi	<b>ADNKS ABPRS</b>	Address-Based Population Register System
Uluslararası Standart Eğitim Sınıflaması	<b>ISCED 1997</b>	International Standard Classification of Education
Gayri Safi Yurtiçi Hasıla	<b>GSYH GDP</b>	Gross Domestic Product
İstatistikî Bölge Birimleri Sınıflaması	<b>İBBS SR</b>	Statistical Regions
Millî Eğitim Bakanlığı	<b>MEB MoNE</b>	Ministry of National Education
Yüksek Öğretim Kurulu	<b>YÖK HEC</b>	Higher Education Council
Türkiye İstatistik Kurumu	<b>TÜİK TurkStat</b>	Turkish Statistical Institute
Ayarlanmış İlköğretim Net Okullaşma Oranı	<b>ANER</b>	Primary Adjusted Net Enrollment Ratio
Akşam Sanat Okulu	<b>ASO EAS</b>	Evening Art School

**AÇIKLAMA****EXPLANATION****1. Giriş****1. Introduction****Türk Millî Eğitim Sisteminin Yapısı****Overall Structure Of Turkish National Education System**

1739 sayılı Millî Eğitim Temel Kanunu ile belirlenmiş olan Millî Eğitim Sistemi, "Örgün Eğitim" ve "Yaygın Eğitim" olmak üzere iki ana bölümden oluşmaktadır.

The National Education System, determined by National Education Basic Act No. 1739, consists of two main parts, namely "formal education" and "non-formal education".

**1.1 Örgün Eğitim****1.1 Formal Education**

Örgün eğitim; belirli yaş grubundaki ve aynı seviyedeki bireylere, amaca göre hazırlanmış programlarla, okul çatısı altında düzenli olarak yapılan eğitimidir.

Formal education is the regular education conducted within a school for individuals in a certain age group and at the same level, under programs developed in accordance with the purpose.

Örgün eğitim; okul öncesi, ilkokul, ortaokul, ortaöğretim ve yükseköğretim kurumlarını kapsar.

Formal education includes pre-primary, primary school, lower secondary school, upper secondary and higher education institutions.

**Okulöncesi Eğitim:** Okul öncesi eğitim; isteğe bağlı olarak zorunlu ilköğretim çağına gelmemiş, 3 yaş (36 ayını dolduran, 2011 yılının 1. ve 9. ayları arasında doğan çocuklar), 4 yaş ve 5 yaş (66 aydan küçük olan 2009 yılının 4. ve 12. ayları arasında doğan çocuklar) grubundaki çocukların eğitimini kapsar. Okul öncesi eğitim kurumları bağımsız ana okulları olarak kurulabildikleri gibi, gerekli görülen yerlerde ilköğretim okullarına bağlı ana sınıfları halinde veya ilgili diğer öğretim kurumlarına bağlı uygulama sınıfları olarak da açılmaktadır.

**Pre-Primary Education:** Pre-primary education; involves the education of children in the age group of 3 (children who have completed 36 months, who were born between first and 9th months of 2011) age group 4 and age group 5 (children who are younger 66 months, who were born between 4th and 12th months of 2009) who have not reached the age of compulsory primary education. Pre-primary education institutions may be established as independent kindergartens or, where considered necessary, as nursery classes within a primary education school or as practice classes affiliated to other related education institutions.

Okul öncesi eğitimin amacı; çocukların bedensel, zihinsel, duygusal gelişimini ve iyi alışkanlıklar kazanmasını, onların ilköğretime hazırlanmasını, koşulları elverişsiz çevrelerden gelen çocuklar için ortak bir yetişme ortamı sağlanmasını, Türkçenin doğru ve güzel konuşulmasını sağlamaktır.

The objective of pre-primary education is to ensure that children develop physically, mentally and emotionally and acquire good habits, that they are prepared for primary education, that a common environment of upbringing is provided for children who come from a disadvantaged background and that they speak Turkish properly and correctly.

Okul öncesi eğitim kurumları, bağımsız ana okulları olarak, örgün ve yaygın eğitim kurumları bünyesinde uygun fiziksel kapasiteye göre ana sınıfları ve uygulamalı sınıflar olarak açılmaktadır.

Pre-Primary education institutions are opened as independent kindergartens and as nursery classes and practical classes within formal and non-formal education institutions with suitable physical capacity.

**Yaz Okulu:** Okul öncesi eğitimi yaygınlaştırmak ve geliştirmek, çalışan anne-babanın taleplerini karşılamak amacıyla Okul öncesi Eğitim Programı doğrultusunda çocuklar için önem ve öncelik arz eden konuları kapsayan, okul öncesi eğitimden yararlanamayan 60-66 aylık çocuklara öncelik tanınarak yaz aylarında uygulanan eğitimidir.

**Summer Preschool:** The aim of summer school programme is to spread and develop pre-primary education and to meet the needs of families that are on work about their child care and education. Summer school programme is an education that covers the subjects which have importance and priority in pre-primary programmes and implemented in summer especially for children aged 60-66 months who can not continue pre-primary education.

**Gezici Sınıf:** Okul öncesi eğitimi yaygınlaştırmak ve geliştirmek amacıyla, maddi imkanları yetersiz ailelerin okul öncesi eğitim kurumlarına devam edemeyen 36-66 aylık çocukları için kuruma dayalı okul öncesi eğitimi uygulamasıdır.

**Mobile Classroom:** Aiming at developing pre-primary education, mobile classroom is an implementation to institution based pre-primary education for children of low-income families aged 36-66 months who cannot attend pre-primary education institutions.

Gezici sınıf projesi, Temel Eğitim Genel Müdürlüğü, il millî eğitim müdürlükleri, belediyeler ve üniversiteler arasında imzalanan protokolle sürdürülmektedir.

Mobile classroom project is carried out by General Directorate of Basic Education for provincial education directorates, municipalities and universities.



**İlköğretim Kurumları:** Mecburi ilköğretim çağı 5 yaş (66 ayını dolduran, 2009 yılının 1. ve 3. ayları arasında doğan çocuklar) -13 yaş grubundaki çocukları kapsar. (Kayıtların yapıldığı yılın eylül ayı sonu itibarıyla 66 ayını dolduran çocuklar ile 13 yaşını bitirip öğretim yılı sonunda 14 yaşına giren çocukları kapsar.)

İlköğretimin amacı; her Türk çocuğunun iyi birer vatandaş olabilmesi için, gerekli temel bilgi, beceri, davranış ve alışkanlık kazanmasını, millî ahlak anlayışına uygun olarak yetişmesini, ilgi, istidat ve kabiliyetleri yönünden hayata ve bir üst öğrenime hazırlanmasını sağlamaktır.

İlköğretim kurumları; dört yıl süreli ve zorunlu ilkokullar ile dört yıl süreli zorunlu ve farklı programlar arasında tercihe imkan veren ortaokullar ile imam hatip ortaokullarından oluşur.

Ortaokullar ile imam-hatip ortaokullarında lise eğitimini destekleyecek şekilde öğrencilerin yetenek, gelişim ve tercihlerine göre seçilmiş dersler oluşturulur.

**Açık Öğretim Ortaokulu:** İlkokulu bitiren ancak herhangi bir nedenle ortaokula devam edememiş vatandaşlara yönelik olarak uzaktan öğretim yöntemi ile ortaokulu tamamlama olanağı sağlayan kurumdur. Sistem gereği şube ve öğretmen bulunmamaktadır.

**Ortaöğretim:** Ortaöğretim; ilköğretime dayalı, en az dört yıllık zorunlu, örgün veya yaygın öğrenim veren genel, mesleki ve teknik öğretim kurumlarının tümünü kapsar.

Ortaöğretimin amaç ve görevleri; Milli Eğitimin genel amaçlarına ve temel ilkelerine uygun olarak,

1. Bütün öğrencilere ortaöğretim seviyesinde asgari ortak bir genel kültür vermek suretiyle onlara kişi ve toplum sorunlarını tanımak, çözüm yolları aramak ve yurdun iktisadi sosyal ve kültürel kalkınmasına katkıda bulunmak bilincini ve gücünü kazandırmak,

2. Öğrencileri, çeşitli program ve okullarla ilgi, istidat ve kabiliyetleri ölçüsünde ve doğrultusunda yüksek öğretime veya hayata ve iş alanlarına hazırlamaktır. Bu görevler yerine getirilirken öğrencilerin istekleri ve kabiliyetleri ile toplum ihtiyaçları arasında denge sağlanır.

**Genel Ortaöğretim:** İlköğretime dayalı en az dört yıllık zorunlu eğitimle öğrencilere genel kültür kazandırmanın yanı sıra, ilgi, istek ve yetenekleri doğrultusunda yükseköğretime, hem yükseköğretime veya geleceğe hazırlayan eğitim öğretim sürecidir.

**Primary Education Institutions:** The compulsory primary school age covers the age group of 5 (children who have completed 66 months, who were born between first and third months of 2009) to 13. (The coverage of this age group starts with children who are 66 months old by the end of September of the year of registration and ends at the end of the educational year when the child completes 13 and begins the age of 14.)

The objective of primary education is to ensure that every Turkish child acquires the necessary knowledge, skills, behavior and habits to become a good citizen and is raised in accordance with the concept of national morals and that he/she is prepared for life and for the next level of education in accordance with his/her interests, talents and capabilities.

Primary education institutions are consist of the four-year and compulsory lower secondary schools four year and compulsory lower secondary schools which give opportunity to allow between different programmes, and lower secondary schools for imams and preachers.

The preferable lessons in type of supporting students' upper secondary education are consist of by students' ability, improvement and prefers in lower secondary schools and lower secondary schools for imams and preachers.

**Open Lower Secondary School:** It is the institution that provide the opportunity of completing lower secondary education to citizens who completed primary education but couldn't attend to lower secondary education because of any reason, by distance educational method. There are not any divisions and teachers in accordance with system.

**Upper Secondary Education:** Upper secondary education includes all the teaching institutions, general vocational and technical education institutions with at least four year compulsory formal or non-formal education, based on primary and lower secondary education.

The aims and duties of secondary education, in accordance with the general purposes and basic principles of National Education, are as follows;

1. Enabling all students to have the awareness and power to get to know the problems provided that giving culture on minimum common general level look for ways of solution and acquire the conscious of contributing to country's economical, social and cultural development and power.

2. Preparing students for higher education or for life and job fields in accordance with their interests, aptitude and abilities with various programs and schools. While these missions are accomplished, a balance is set between students' expectations and abilities and the needs of the society.

**General Secondary Education:** It is a four-year compulsory educational process that prepares students both for higher education and for the future according to their interests, expectations and abilities in addition to equipping them with world knowledge with an education based on primary education.

**Mesleki ve Teknik Ortaöğretim:** İlköğretime dayalı en az dört yıllık zorunlu eğitimle öğrencilere genel kültür kazandırmanın yanı sıra, ilgi, istek ve yetenekleri doğrultusunda yükseköğretime, hem yükseköğretime hem mesleğe veya geleceğe ve iş alanlarına hazırlayan eğitim öğretim sürecidir.

**Açık Öğretim Lisesi:** Yüz yüze eğitim yapan örgün eğitim kurumlarına devam edemeyen, örgün eğitim çağını geçiren ve liseye devam ederken açık öğretim lisesine geçmek isteyen öğrencilere hizmet vermektedir. Açık öğretim lisesinde ders geçme ve kredi sistemi ile öğretim verilmektedir. Sistem gereği şube, öğretmen bulunmamaktadır.

**Yükseköğretim:** Yükseköğretim; ortaöğretime dayalı, en az iki yıllık yüksek öğrenim veren eğitim kurumlarının tümünü kapsar.

Yükseköğretimin amaç ve görevleri, milli eğitimin genel amaçlarına ve temel ilkelerine uygun olarak,

1. Öğrencileri ilgi, istidat ve kabiliyetleri ölçüsünde ve doğrultusunda yurdumuzun bilim politikasına ve toplumun yüksek seviyede ve çeşitli kademelerdeki insan gücü ihtiyaçlarına göre yetiştirmek;
2. Çeşitli kademelerde bilimsel öğretim yapmak;
3. Yurdumuzu ilgilendirenler başta olmak üzere, bütün bilimsel, teknik ve kültürel sorunları çözmek için bilimleri genişletip derinleştirecek inceleme ve araştırmalarda bulunmak;
4. Yurdumuzun türlü yönde ilerleme ve gelişmesini ilgilendiren bütün sorunları, Hükümet ve kurumlarla da elbirliği etmek suretiyle öğretim ve araştırma konusu yaparak sonuçlarını toplumun yararlanmasına sunmak ve Hükümetçe istenecek inceleme ve araştırmaları sonuçlandırarak düşüncelerini bildirmek;
5. Araştırma ve incelemelerinin sonuçlarını gösteren, bilim ve teknolojinin ilerlemesini sağlayan her türlü yayınları yapmak;
6. Türk toplumunun genel seviyesini yükseltici ve kamuoyunu aydınlatıcı bilimsel verileri sözle, yazı ile halka yaymak ve yaygın eğitim hizmetlerinde bulunmaktır.

Yükseköğretim kurumları;

- \* Üniversiteler
- \* Fakülteler
- \* Enstitüler
- \* Yüksekokullar
- \* Konservatuarlar
- \* Meslek yüksek okulları
- \* Uygulama ve araştırma merkezleridir.

**Vocational and Technical Secondary Education:** It is a four-year compulsory educational process that prepares students both for higher education and for the future as well as for an occupation and job fields according to their interests, expectations and abilities in addition to equipping them with world knowledge with an education based on primary education.

**Open Upper Secondary High School:** It offers education to students who are not able to attend formal educational institutions providing face-to-face education, who have completed the formal education stage in terms of age, and who want to follow an open upper secondary high school while attending upper secondary high school. Education is provided with a pass or fail and a credit system. There are not any classes and teachers as the system does not require them.

**Higher Education:** Higher education includes all the educational institutions which are based on secondary education, and which provide at least two years of higher education.

The aims and duties of secondary education, in accordance with the general purposes and basic principles of National Education, are as follows;

1. Train students according to our country's science policies and the need for labor in higher and various levels of the society in accordance with their interests, aptitude and abilities,
2. Providing scientific training at various levels,
3. Doing research exploring sciences in further detail in order to finding solutions to scientific, technical and cultural problems especially to ones related to our country,
4. Providing the society with the results on research focusing on our country's problems regarding its progress and development with the coordination of the government and institutions and giving opinion on the research the government asks for,
5. Publishing everything that shows the results of research and that enables science and technology to develop,
6. Providing educational services such as spreading scientific data that can improve the level of Turkish society and that can enlighten the public in written or oral form.

Higher education institutions are;

- Universities,
- Faculties,
- Institutes,
- Colleges
- Conservatories
- Vocational Colleges
- Center for Practice and Research

## 1.2 Yaygın Eğitim

Yaygın eğitim, örgün eğitim yanında veya dışında düzenlenen eğitim faaliyetlerinin tümünü kapsar. Yaygın eğitimin özel amacı, millî eğitimin genel amaçlarına ve temel ilkelerine uygun olarak, örgün eğitim sistemine hiç girmemiş olan veya herhangi bir kademesinde bulunan, ya da bu kademedен çıkmış vatandaşlara örgün eğitimin yanında veya dışında;

\*Okuma-yazma öğretmek, eksik eğitimlerini tamamlamaları için sürekli eğitim olanağı hazırlamak,

\*Bilimsel, teknolojik, ekonomik, sosyal ve kültürel gelişmelere uyumlarını kolaylaştırıcı eğitim olanağı sağlamak,

\*Millî kültür değerlerimizi koruyucu, geliştirici, tanıtıcı ve benimsetici nitelikte eğitim yapmak,

\*Toplu yaşama, dayanışma, yardımlaşma, birlikte çalışma ve örgütlenme anlayış ve alışkanlıkları kazandırmak,

\*Ekonominin gelişimi doğrultusunda ve istihdam politikasına uygun meslek edinmelerini sağlayıcı olanaklar hazırlamak,

\*Beslenme ve sağlıklı yaşam tarzını benimsetmek,

\*Çeşitli mesleklerde çalışanlara, gelişmeleri için gerekli bilgi ve becerileri kazandırmak,

\*Boş zamanlarını yararlı bir biçimde değerlendirme ve kullanma alışkanlıkları kazandırmak.

## 2. Yöntem

### Veri Derleme Şekli

Örgün eğitim istatistiklerinin derlenebilmesi ve yayımlanabilmesi için internet ortamında çalışan ve her eğitim seviyesi ile okul bazında bilgi girişi yapılabilen Millî Eğitim Bakanlığı Bilişim Sistemleri (MEBBİS), 2002/03 eğitim-öğretim yılında başlatılmıştır. Okul müdürlükleri aynı yılın öğretim yılı başı ve bir önceki yılın öğretim yılı sonu bilgilerini okul kayıtlarından almaktadır.

2008-2009 eğitim ve öğretim yılından itibaren okul öncesi ve ilköğretim öğrenci ve bina bilgileri **e-okul** modülünden, internet ortamından alınmaktadır.

2009-2010 eğitim ve öğretim yılından itibaren ortaöğretim öğrenci ve bina bilgileri **e-okul** modülünden, internet ortamından alınmaktadır.

## 1.2 Non-Formal Education

In accordance with the general objectives and basic principles of national education, the objectives of non-formal education, which covers citizens who have never entered the formal education system or are at any level of it or have left at that level, and which may accompany formal education or be independent of it are;

\*To teach citizens to read and write and to provide them with the possibility of continuous education so that they may complete their deficient education,

\*To provide them with the opportunity of education that shall help them in adjusting to scientific, technological, economic, social and cultural developments,

\*To provide an education that serves to protect, develop, promote and assimilate the values of our national culture,

\*To ensure that an understanding and habits for living together, solidarity, mutual assistance, working together and getting organized are acquired and assimilated,

\*To provide opportunities for citizens in non-formal education to gain a profession in accordance with the employment policies and in line with the development of the economy,

\*To promote a healthy way of life and healthy nutritional habits,

\*To provide people engaged in various professions with the necessary information and skills for further development,

\*To establish the habit of spending and using spare time productively.

## 2. Method

### Data Collection

In order for formal education statistics to be collected and published, Ministry of National Education launched the project named "MEBBİS" in the educational year 2002/03. School directors send their recorded data covering level of education to the computer centre of Ministry of National Education via internet. Data are taken from the school records at the beginning of the educational year and the end of the previous educational year.

Beginning from the educational year 2008-2009, data on students and buildings for pre-primary and primary education have been taken via internet from the **e-school** module.

Beginning from the educational year 2009-2010, data on students and buildings for secondary education have been taken via internet from the **e-school** module.

**e-Okul:** Millî Eğitim Bakanlığına bağlı okul/kurumlarda eğitim, öğretim ve yönetimle ilgili iş ve işlemlerin mevzuatına uygun olarak elektronik ortamda yürütüldüğü ve bilgilerin muhafaza edildiği sistemdir.

**e-School:** It is the system in which the work and the operations regarding education and administration in the schools/institutions depend on the Ministry of National Education are carried out and stored in accordance with regulations.

### İşbirliği Yapılan Kurumlar

Millî Eğitim Bakanlığı, Türkiye İstatistik Kurumu (TÜİK) ile ortak çalışılarak, veri taleplerindeki değişiklikler her yıl güncellenmektedir.

### Institutions in Collaboration

In order to collect data, and to publish formal education statistics, Ministry of National Education, Turkish Statistical Institute (TurkStat) will be in cooperation according to demands for every educational year.

### 3. Tanım ve Kavramlar

**Cinsiyet Oranı:** Belirli bir öğretim yılında ilgili öğretim türünün kız çocuk brüt okullaşma oranının, aynı öğretim yılında ilgili öğretim türünün erkek çocuk brüt okullaşma oranına olan göreceli büyüklüğünü göstermektedir. İki farklı göstergenin (brüt okullaşma oranlarının) birbirine oranlanmasıyla yapılan hesaplamanın 100 ile çarpılmasıdır.

### 3. Definitions and Concepts

**Student Sex Ratio:** It indicates the relative greatness of female gross schooling ratio as compared to male gross schooling ratio in a specific educational year and level of education. It is obtained by dividing the female gross schooling ratio by the male gross schooling ratio multiplied 100.

**İlkokul ve ortaokul okullaşma oranlarındaki düşüşün nedeni:** 2013-14 eğitim öğretim yılı ve daha önceki yıllarda öğrenci sayıları alınırken sisteme kayıtlı aktif-pasif (Yurt dışına çıkan, vefat eden, açık öğretime geçiş yapan) tüm öğrenciler dahil edilmekte idi. 2014-15 eğitim öğretim yılından itibaren aktif-pasif öğrencilerin ayrıştırılmasına gidilmiş olup; sistem üzerindeki pasif duruma düşen öğrenciler (yurt dışına çıkan, vefat eden, açık öğretime geçiş yapan öğrenciler) okullaşma oranlarının hesabında kullanılan öğrenci sayılarına dahil edilmemiştir. 2014-15 eğitim öğretim yılında pasif duruma düşenler öğrenci sayılarına dahil edilmediğinden okullaşma oranlarında kısmen düşüş olmuştur. Böylece hem çağ dışı nüfusa kaydı için açık öğretime yönlendirilen öğrencilerin mükerrer sayımı engellenmiş olmaktadır hem de gerçek (ölen veya yurtdışına çıkanlardan arındırılmış) öğrenci sayısı esas alınmış olmaktadır. İlkokullardaki okullaşma oranının düşüş nedenlerinden bir diğeri ise yönetmelik kapsamında ilkökul öğrenim çağındaki çocukların okulöncesi eğitime geçiş esnekliğinin sağlanmasıdır.

**The reason for the decrease in schooling ratio in primary and lower secondary education:** In the educational year 2013-14 and before, all active as well as passive students (students who moved abroad, died or were oriented to open education) were included in the number of students. As of the educational year 2014-2015, students who have become passive in the system (i.e., students who moved abroad, died or were oriented to open education) were not included in the student figures used for the calculation of schooling ratios. Due to this exclusion of passive students from the number of students in the educational year 2014-2015, there has been a relative decrease in schooling ratios. This change in methodology has ensured the prevention of double counting of students that have fallen out of the scope of the related school age population and were oriented to open education; and facilitated the presentation of more accurate student data (excluding those students who died or moved abroad). Another reason for the decrease in primary education schooling ratio is the change in regulation that enables the flexible enrolment of students in the primary school age to pre-primary education.

**Brüt Okullaşma Oranı:** İlgili öğrenim türündeki tüm öğrencilerin, ait olduğu öğrenim türündeki teorik yaş grubunda bulunan toplam nüfusa bölünmesi ile elde edilir.

A: Toplam öğrenci sayısı

B: Teorik yaş grubundaki toplam nüfus

$$\text{Brüt okullaşma oranı} = \frac{A}{B} \times 100$$

**Net Okullaşma Oranı:** İlgili öğrenim türündeki teorik yaş grubunda bulunan öğrencilerin, ait olduğu öğrenim türündeki teorik yaş grubunda bulunan toplam nüfusa bölünmesi ile elde edilir.

A: Teorik yaş grubundaki öğrenci sayısı

B: Teorik yaş grubundaki toplam nüfus

$$\text{Net okullaşma oranı} = \frac{A}{B} \times 100$$

**Gross Schooling Ratio:** It is obtained by dividing the total number of students in a specific level of education by the population in the theoretical age group.

A: Total number of students

B: Total population in the theoretical age group

$$\text{Gross schooling ratio} = \frac{A}{B} \times 100$$

**Net Schooling Ratio:** It is obtained by dividing the number of students of a theoretical age group enrolled in a specific level of education by the population in that age group.

A: Number of students in the theoretical age group

B: Total population in the theoretical age group

$$\text{Net schooling ratio} = \frac{A}{B} \times 100$$

Öğrencilerin bitirdiği yaş temel alınarak; okul öncesi teorik yaş 3-5, ilkokulda teorik yaş 6-9, ortaokulda teorik yaş 10-13, ortaöğretimde teorik yaş 14-17, yükseköğretimde teorik yaş 18-22 olarak kabul edilmiştir.

**Ayarlanmış Net Okullaşma Oranı:** Eğitim kademesi yaş grubunda olup ta, farklı eğitim kademesine devam eden toplam öğrencinin ilgili eğitim kademesi çağ nüfusuna oranıdır.

**Derslik Başına Düşen Öğrenci Sayısı:** İstenilen eğitim kademesine ve İstatistikî Bölge Birimleri Sınıflaması seviyesine göre, toplam öğrenci sayısının toplam derslik sayısına bölünmesi ile elde edilen ve bir derslikteki ortalama öğrenci sayısını gösteren göstergedir.

**Öğretmen Başına Düşen Öğrenci Sayısı:** İstenilen eğitim kademesine ve İstatistikî Bölge Birimleri Sınıflaması seviyesine göre, toplam öğrenci sayısının toplam öğretmen sayısına bölünmesi ile elde edilen ve bir öğretmenin eğitim verdiği ortalama öğrenci sayısını gösteren göstergedir.

**Okul Başına Düşen Öğrenci Sayısı:** İstenilen eğitim kademesine ve İstatistikî Bölge Birimleri Sınıflaması seviyesine göre, toplam öğrenci sayısının toplam okul sayısına bölünmesi ile elde edilen ve bir okuldaki ortalama öğrenci sayısını gösteren göstergedir.

**Gayri Safi Yurtiçi Hasıla:** Bir ekonomide yerleşik olan üretici birimlerin belli bir dönemde yurtiçi faaliyetleri sonucu yaratmış oldukları tüm mal ve hizmetlerin üretim değerleri toplamından bu mal ve hizmetlerin üretimde kullanılan girdiler toplamının düşülmesi sonucu, Gayri Safi Yurtiçi Hasıla değerine, dış alım net faktör gelirleri değerinin eklenmesiyle Gayri Safi Milli Hasıla değerine ulaşılır.

**Konsolide Bütçe:** Konsolide bütçe, genel bütçe ve katma bütçelerin toplamına eşittir; ancak katma bütçeler, genel bütçeden katma bütçelere hazine yardımlarını da içerdiğinden, bu toplamdan hazine yardımları düşülür.

**Okul/ Kurum:** Milli Eğitim Bakanlığına bağlı veya ilgili olarak eğitim öğretim faaliyetlerinin sürdürüldüğü fiziki ve sanal mekânlardır.

**Şube:** Okulun aynı düzeydeki sınıflarından her hangi birisidir.

**Sınıf:** Öğrencilerin yıllık öğrenimine göre ayrıldıkları bölümlerden her biri.

**Derslik:** Öğrencilerin, bir öğretmenin gözetimi altında, anlatma, araştırma, küme çalışması vb. yollarla ve türlü eğitim araç ve gereçlerinden de yararlanarak ders yaptıkları yer, sınıf, dersane.

**Ders Yılı:** Derslerin başladığı tarihten, derslerin kesildiği tarihe kadar geçen süredir.

The theoretical age groups on pre-primary school as 3-5, on primary school as 6-9, on secondary school as 10-13, on high school 14-17 and on higher education 18-22 on the basis of the completed age of students.

**Adjusted Net Enrolment Ratio (ANER):** It is the ratio of total student at the education level age group, but enrolled in a different education level to the population in the age group of the relevant education level

**Number of Students per Classroom:** It is the indicator which is obtained by dividing the total number of students by the total number of classrooms according to the level of education and the level in the classification of regional units for statistics and which shows the average number of students in a classroom.

**Number of Students per Teacher:** It is the indicator which is obtained by dividing the total number of students by the total number of teachers according to the level of education and the level in the classification of regional units for statistics and which shows the average number of students a teacher teaches.

**Number of Students per School:** It is the indicator which is obtained by dividing the total number of students by the total number of schools according to the level of education and the level in the classification of regional units for statistics and which shows the average number of students in a school.

**Gross Domestic Product:** Gross Domestic Product is a value which is equal to the sum of the values of all goods and services produced by residential institutional units engaged in domestic production activities in an economy in a given period of time, minus the total inputs which are used in the production of these goods and services. Gross National Product is Gross Domestic Product plus net factor incomes from the rest of the world.

**Consolidated Budget:** The consolidated budget equals the sum of the general budget and annexed budgets; however, since the annexed budgets cover the Treasury aid to annexed budgets from the general budget, the amount of Treasury aid is subtracted from the total.

**School/Institution:** They are the physical and virtual places where educational activities depending on or related to the Ministry of National Education are carried out.

**Division:** It is one of the any grades of the same level in the school.

**Grade:** It is the part students are divided into according to their years of education.

**Classroom:** It is the place where students learn by making use of techniques such as lecture, research, group work etc. and various educational equipment under the supervision of a teacher.

**Academic Year:** It is the period of time between the beginning and the end of the lessons.

**Eğitim Kademesi:** Okul öncesi, ilkokul, ortaokul, ortaöğretim ve yükseköğretim seviyeleridir.

**Level of Education:** It is the levels such as preschool, primary school, lower secondary school, upper secondary and higher education.

**Eğitim ve Öğretim Yılı:** Ders yılının başladığı tarihten, sonraki ders yılının başladığı tarihe kadar geçen süredir.

**Academic Year:** It is the period of time between the start of the academic year and the time the next one starts.

**Okul Türü:** Aynı eğitim kademesi içerisinde farklı program uygulayan okullardır.

**School Type:** They are the schools which offer different programs at the same educational level.

**Eğitim Kurumu:** Öğrencilerin eğitim ve öğretimlerinin yapıldığı yer.

**Educational Institution:** It is the place where students are educated.

**Uzaktan Öğretim Kurumu:** Çeşitli nedenlerle öğrenimlerini sürdüremeyenlere her türlü iletişim araçları ile eğitim öğretim yapan kurumlardır.

**Distance Educational Institution:** They are the institutions that offer education with various means of communication to those who are not able to continue to their studies.

**Adrese Dayalı Nüfus Kayıt Sistemi:** 2006 yılında çıkarılan 5490 sayılı Nüfus Hizmetleri Kanunu ile ülkemizdeki nüfus sayımlarının da veri kaynağını oluşturacak yeni bir sistem kurulmuştur. Sistemin kurulmasına yönelik tüm çalışmalar, TÜİK koordinasyonunda il ve ilçelerde vali ve kaymakamların başkanlığında oluşturulan yürütme komiteleri marifetiyle gerçekleştirilmiştir. Bu çerçevede, önce ülkemizdeki tüm adres bilgilerinin kaydedildiği Ulusal Adres Veri Tabanı oluşturulmuştur. Daha sonra, bu adreslerde ikamet eden vatandaşlar T.C. kimlik numaraları, yabancı uyruklu kişiler ise pasaport numaraları aracılığıyla adrese ilişkilendirilerek kayıt altına alınmış ve Adrese Dayalı Nüfus Kayıt Sistemi (ADNKS) oluşturulmuştur. TÜİK tarafından kurulan ADNKS, 5490 sayılı Kanun gereği İçişleri Bakanlığı'na devredilmiştir.

**Address-Based Population Register System:** With the entrance into force of Law No 5490 on Population Services in 2006, a new system which also formed the data source for the population censuses in Turkey has been established. All studies related to the establishment of the system have been realized by the executive committees established in provinces and districts under the chairmanship of governors and have been coordinated by TurkStat. In this framework, first of all, the National Address Database though which all address information in Turkey is stored has been developed. Subsequently, citizens residing in these addresses have been registered (Turkish citizens with their ID Number and foreign nationals with their passport number) and Address-Based Population Register System has been developed. The Address-Based Population Register System established by TurkStat has been attorned to the Ministry of Interior in accordance with Law No 5490.

**Resmi İstatistik Programı:** Resmi İstatistik Programı (RİP), resmi istatistiklerin üretimine ve yayımına ilişkin temel ilkeler ile standartları belirlemek, ulusal ve uluslar arası düzeyde ihtiyaç duyulan alanlarda güncel, güvenilir, zamanlı, şeffaf ve tarafsız veri üretimini sağlamak amacıyla 5429 sayılı Türkiye İstatistik Kanununa dayanılarak beş yıllık bir dönem için hazırlanmıştır. 'Resmi İstatistik Programı 2007-2011' ile Türkiye istatistik sisteminde programlı döneme geçilmiştir.

**Official Statistical Program:** Official Statistical Program (OSP) has been prepared to determine the basic principles and standards regarding the production and dissemination of official statistics, to produce up-to-date, reliable, well-timed, transparent and objective data in the required fields at national and international levels based on the Turkish Statistics Law num. 5429 for a period of five years. With the launch of 'Official Statistical Program 2007-2011, a new programmed era in Turkish statistical system has started.

Bu programla, resmi istatistiklerin üretiminde ve yayımında karşılaşılan mükerrerlikler önlenecek, cevaplayıcı yükü azalacak, kamuda insan gücü ve kaynak tasarrufu sağlanacak ve resmi istatistiklere olan güven daha da artacaktır. Ayrıca, resmi istatistikler bir standarda kavuşturulmuş, sorumlu ve ilgili kurumlar tanımlanmış, hangi verinin hangi kurum tarafından, hangi yöntemle derleneceği ve hangi dönemler için ve ne zaman yayımlanacağı konularına açıklık getirilmiştir.

With this program the repetitions in the production and dissemination of statistics will be prevented, the load on the respondents will be reduced, there will be savings in labor force and resources in public offices and the reliability of official statistics will rise. Furthermore, official statistics have been standardized, responsible and concerning institutions have been identified, issues such as the use, ownership, method, timing and publishing of the data gathered have been clarified.

Programın yürürlüğe girmesiyle birlikte, TÜİK'in yayınladığı verilerin yanı sıra, RİP'te diğer kurum ve kuruluşlar tarafından üretilmesi öngörülen veriler resmi istatistik olarak kabul edilecektir. Böylece ihtiyaç duyulan her alanda güvenilir tek bir resmi istatistik üretilmesi sağlanmış olacaktır.

With the launch of the program, the data which are supposed to be collected from the other institutions within the OSP will be regarded as official statistics as well as the ones Turkish Statistics Association releases. Hence, only one official statistics will be produced in any required field.

**İstatistikî Bölge Birimleri Sınıflaması:** Bölgeler arası gelişmişlik farklarının azaltılmasına yönelik olarak bölgelerin sosyo-ekonomik analizlerinin yapılması ve Avrupa Birliği (AB) ile karşılaştırılabilir veriler üretilmesi amacıyla AB bölgesel sınıflandırması olan SR kriterlerine göre tanımlanmıştır. Üç düzeyden oluşmaktadır. İlk aşamada idari yapıya uygun olarak 81 adet il 3. düzeyde bölge birimleri olarak tanımlanmıştır. Ekonomik, sosyal, kültürel ve coğrafi yönlerden benzer iller belirli bir nüfus büyüklüğü de dikkate alınarak gruplanması ile 26 adet 2. düzeyde bölge birimleri tanımlanmıştır. Yine aynı kritere göre 2. düzey bölge birimlerinin gruplanması sonucu 12 adet 1. düzeyde bölge birimleri tanımlanmıştır.

Bu sınıflandırma, 28/08/2002 tarih ve 2002/4720 sayılı Bakanlar Kurulu Kararı ile uygulanmaya başlanmıştır.

**Öğretmen:** Devletin eğitim, öğretim ve bununla ilgili yönetim görevlerini yürüten ihtisas sahibi kişidir.

**Öğrenci:** Öğrenim görmek amacıyla ders alan birey.

**İkili Eğitim:** Aynı okulda ayrı öğrenci gruplarıyla sabah ve öğleden sonra yapılan eğitim ve öğretimdir.

**Normal Eğitim:** Tam gün yapılan eğitimidir.

**Taşınmalı Eğitim:** Çeşitli nedenlerle birlikte okula erişimde sorunlar yaşayan ilkökul, ortaokul ve ortaöğretim öğrencilerinin belirlenen okullara günü birlik taşınarak eğitim ve öğretim görmelerini sağlamak amacıyla yapılan uygulama.

**Birleştirilmiş Sınıf:** Birleştirilerek bir derslikte tek öğretmen tarafından okutulan birden fazla sınıf.

**Anaokulu:** 36-66 ay çocuklarının eğitimi amacıyla açılan okuldur.

**Ana sınıfı:** 60-66 ay çocuklarının eğitimi amacıyla örgün eğitim kurumları bünyesinde açılan sınıftır.

**Uygulama sınıfı:** 36-66 aylık çocukların eğitimi amacıyla Millî Eğitim Bakanlığına bağlı okul öncesi eğitimle ilgili program uygulayan ortaöğretim kurumları bünyesinde açılan sınıftır.

**Konservatuar:** Bünyesinde hazırlık birimleri olarak ilköğretim ve ortaöğretim kurumları da açılabilen müzik ve sahne sanatlarında sanatçı yetiştiren yüksekokuldur.

**Rehberlik Araştırma Merkezi:** Rehberlik ve psikolojik danışma hizmetlerini sunan ve koordinesini sağlayan, özel eğitime ihtiyacı olan bireylerin eğitsel değerlendirme ve tanılama işlemlerini yaparak uygun eğitim ortamı ile programlara yönlendiren merkez.

**Statistical Regions :** It is defined according to the SR criteria, the EU regional classification, in order to make the socio-economic analyses of regions and to produce comparable data with the European Union so that the differences in terms of development among the regions will be reduced. It consists of three levels. In the first stage, 81 cities were identified as regional units at the third level due to the administrative structure. After the grouping of similar cities in terms of economic, social, cultural and geographical aspects as well as the population, 26 cities were identified as regional units at the second level. Finally, as a result of grouping the regional units at the second level with the same criteria in mind, 12 regional units were determined.

This classification was put into practice with the Council of Ministers' decision dated 28/08/2002 and numbered 2002/4720.

**Teacher:** The person who is an expert and who performs the duties regarding education and administration assigned by the state.

**Student:** The individual who is taught courses for studying.

**Double-shift Education:** It is the education provided for the same student groups in the same school in the morning and in the afternoon.

**One-shift Education:** It is the education provided throughout the whole day.

**Education with Transport:** It is the practice of transporting primary, lower secondary and upper secondary school students who have problems with access to the schools due to various reasons to certain schools on a daily basis with the aim of providing them with education.

**Joint Classes:** They are the classes which are combined and taught by a teacher.

**Kindergarden Education:** It is the school which is active for the education of 36-66 month-old children.

**Kindergarden Class:** It is the class which is active for the education of 60-66 month-old children in formal educational institutions.

**Application Class:** It is the class which is active for the education of 37-66 month-old children in upper secondary schools under the auspices of the Ministry of National Education where programs are offered in preschool education.

**Conservatory:** It is the college which can have primary and upper secondary schools as preparatory units and which trains artists for musical and performing arts.

**Research Center for Counseling:** It is the center which offers guidance and psychological counseling services along with their coordination and which guides individuals requiring special education to the programs with suitable conditions by doing their educational evaluation and identification.

**Bilim ve Sanat Merkezi:** Okul öncesi, ilköğretim ve ortaöğretim kurumlarına devam eden üstün veya özel yetenekli öğrencilerin örgün eğitim kurumlarındaki eğitimlerini aksatmayacak şekilde bireysel yeteneklerinin bilincinde olmalarını ve kapasitelerini geliştirerek en üst düzeyde kullanmalarını sağlamak amacıyla açılmış olan bağımsız özel eğitim kurumudur.

**Kaynaştırma Eğitimi:** Özel eğitime ihtiyacı olan bireylerin eğitimlerini, destek eğitim hizmetleri de sağlanarak akranlarıyla birlikte resmî veya özel örgün ve yaygın eğitim kurumlarında sürdürmeleri esasına dayanan özel eğitim uygulamalarıdır.

**Özel Öğretim Kurumları:** 5580 sayılı Özel Öğretim Kurumları Kanunu hükümlerine göre açılan okul/kurumlardır.

**Yabancı Okullar:** Yabancılar tarafından açılmış özel okullardır.

**Azınlık Okulları:** Rum, Ermeni ve Musevî azınlıklar tarafından kurulmuş, Lozan Antlaşması ile güvence altına alınmış ve kendi azınlığına mensup Türkiye Cumhuriyeti uyruklu öğrencilerin devam ettiği okul öncesi eğitim, ilköğretim ve ortaöğretim özel okullarıdır.

**Dershane:** Öğrencileri; bir üst okulun veya yüksek öğretime giriş sınavlarına hazırlamak, istedikleri derslerde yetiştirmek ve bilgi düzeylerini yükseltmek amacıyla faaliyet gösteren özel öğretim kurumlarıdır.

**Çeşitli (Muhtelif) Kurslar:** Kişilerin sosyal, kültürel ve meslekî alanlarda bilgi, beceri, yetenek ve deneyimlerini geliştirmek veya isteklerine göre serbest zamanlarını değerlendirmek üzere faaliyet gösteren özel öğretim kurumlarıdır.

**Özel Eğitim Okulu:** Özel eğitim gerektiren bireylere hizmet veren, özel olarak yetiştirilmiş personelin bulunduğu, geliştirilmiş eğitim programlarının uygulandığı özel öğretim kurumudur.

**Motorlu Taşıt Sürücüleri Kursu:** Motorlu taşıt sürücüsü yetiştirerek sınav sonucu sertifika veren ve trafikle ilgili eğitim-öğretim yaptıran özel öğretim kurumlarıdır.

**Öğrenci Etüt Eğitim Merkezi:** Öğrencilerin, derslerine çalışmalarına, ödev ve projelerini yapmalarına yardımcı olan, ilgi, istek ve yetenekleri doğrultusunda çeşitli faaliyetlerin yürütüldüğü özel öğretim kurumlarıdır.

**Özel Eğitim ve Rehabilitasyon Merkezi:** Özel eğitim gerektiren bireylerin konuşma ve dil gelişim güçlüğü, ses bozuklukları, zihinsel, fiziksel, duyuşsal, sosyal, duygusal veya davranış problemlerini ortadan kaldırmak ya da etkilerini en az seviyeye indirmek, yeteneklerini yeniden en üst seviyeye çıkarmak, temel öz bakım becerilerini ve bağımsız yaşam becerilerini geliştirmek ve topluma uyumlarını sağlamak amacıyla faaliyet gösteren özel öğretim kurumlarıdır.

#### 4. Sınıflamalar

ISCED 1997 (Uluslararası Standart Eğitim Sınıflaması) ve İstatistikî Bölge Birimleri Sınıflaması (İBBS) kullanılmaktadır.

**Center for Science and Arts:** It is the independent special educational institution which is designed with the aim of having gifted students gain awareness of their individual talents, improve their potential and make the most of it without interrupting their education in formal educational institutions.

**Blended Education:** They are the special education practices based on the principle that individuals in need of special education should continue with their studies with their peers in state or private formal and informal educational institutions with the provision of supporting educational services.

**Private Education Institutions:** They are the schools/institutions under the provisions of the Private Education Institutions Law no. 5580.

**Foreign Schools:** They are the schools founded by foreigners.

**Minority Schools:** They are the private preschool, primary and upper secondary schools founded by Greek, Armenian and Jewish minorities and secured with the Treaty of Lausanne and to which students who are citizens of Republic of Turkey and who belong to those minorities attend.

**Private Schools:** They are the private institutions which have a role in preparing students for the exams of the upper stages, in helping them catch up with their courses and for raising their level of knowledge.

**Miscellaneous Private Schools:** They are the private institutions which have a role in improving people's knowledge, skills, abilities and experiences in social, cultural and professional areas and enabling them to make use of their time as they like it.

**Special Education School:** It is the private institution which provides services for individuals requiring special education, where the personnel are exclusively trained, and where special educational programs are implemented.

**School for Drivers:** They are the private institutions which train candidates, instruct them in traffic and give them certificates when they pass the written exam.

**Student Center for Self-study:** They are the private educational institutions which help students with their studies, homework, projects and which offer various activities in line with their interests, expectations and abilities.

**Center for Special Education and Rehabilitation:** They are the private educational institutions which function with the goal of eliminating problems resulting from difficulties in speaking and language development, voice defects, mental, physical, auditory, social, emotional deficiencies or behavioral disorders, taking their abilities to upper levels again, improving their self-care and independent living skills and ensuring their adaptation into the society.

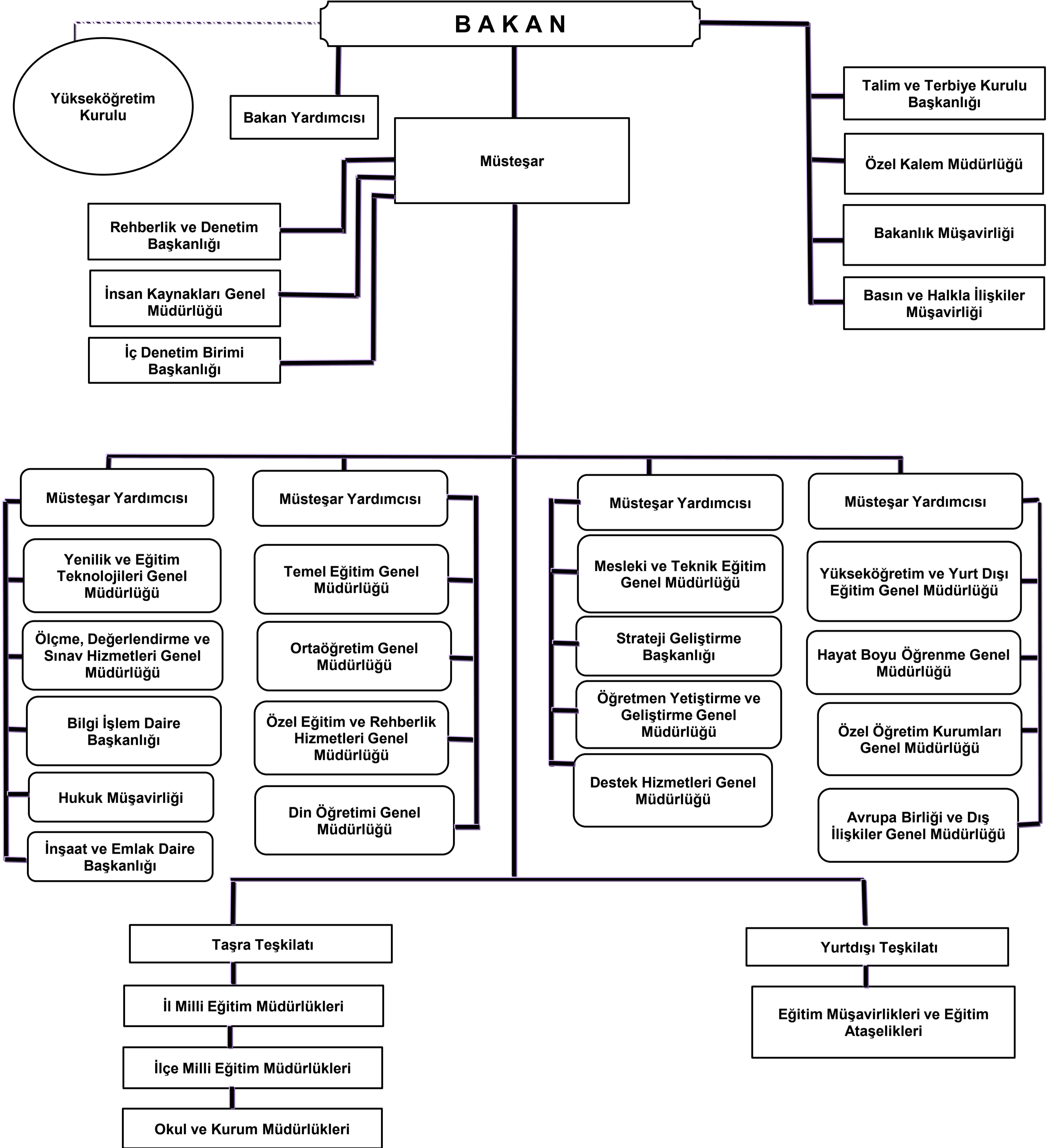
#### 4. Classifications

ISCED 1997 (International Standard Classification of Education) and Statistical Regions (SR) are used for classification.

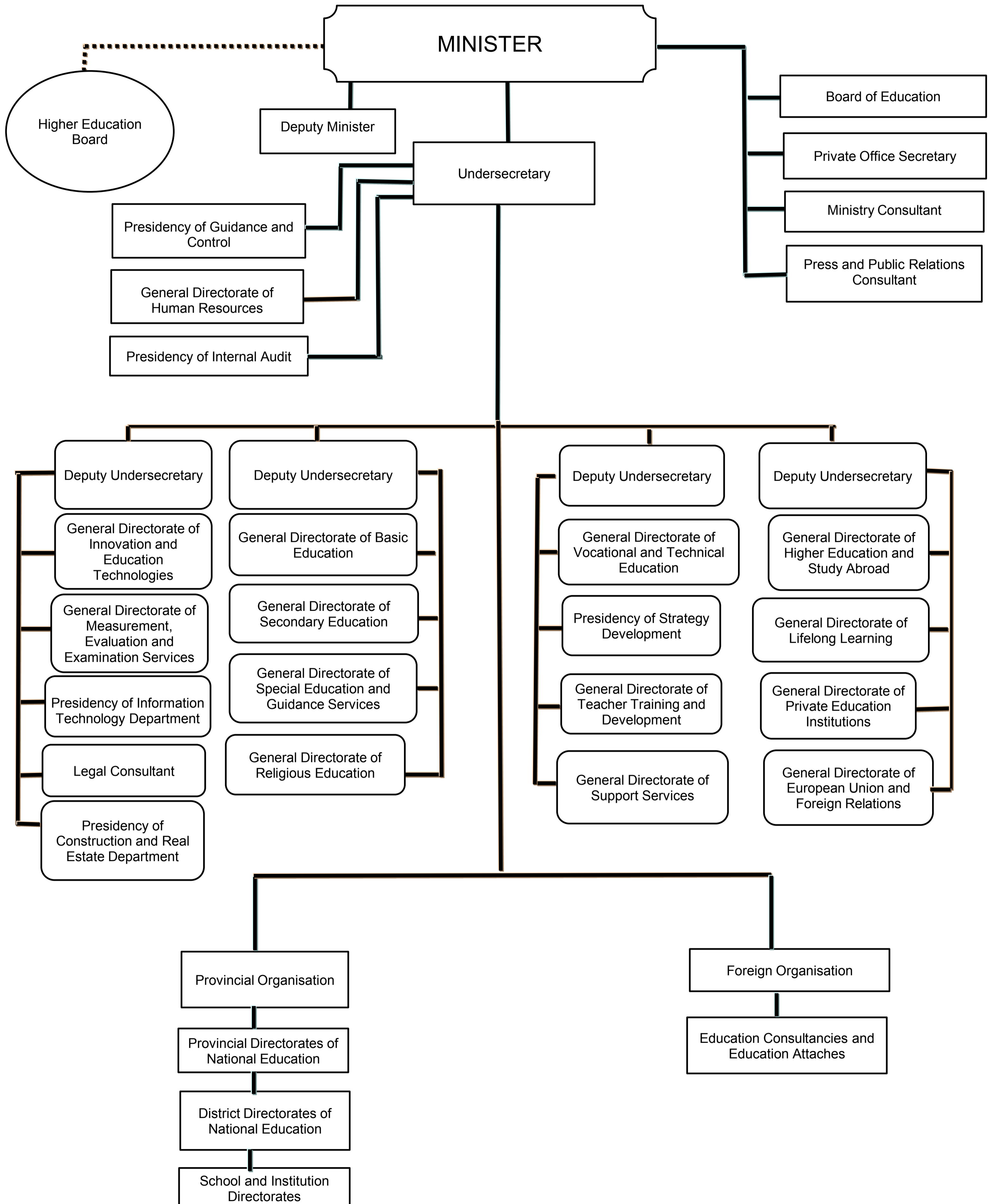


## İstatistikî Bölge Birimleri Sınıflaması (İBBS)- Statistical Regions (SR)

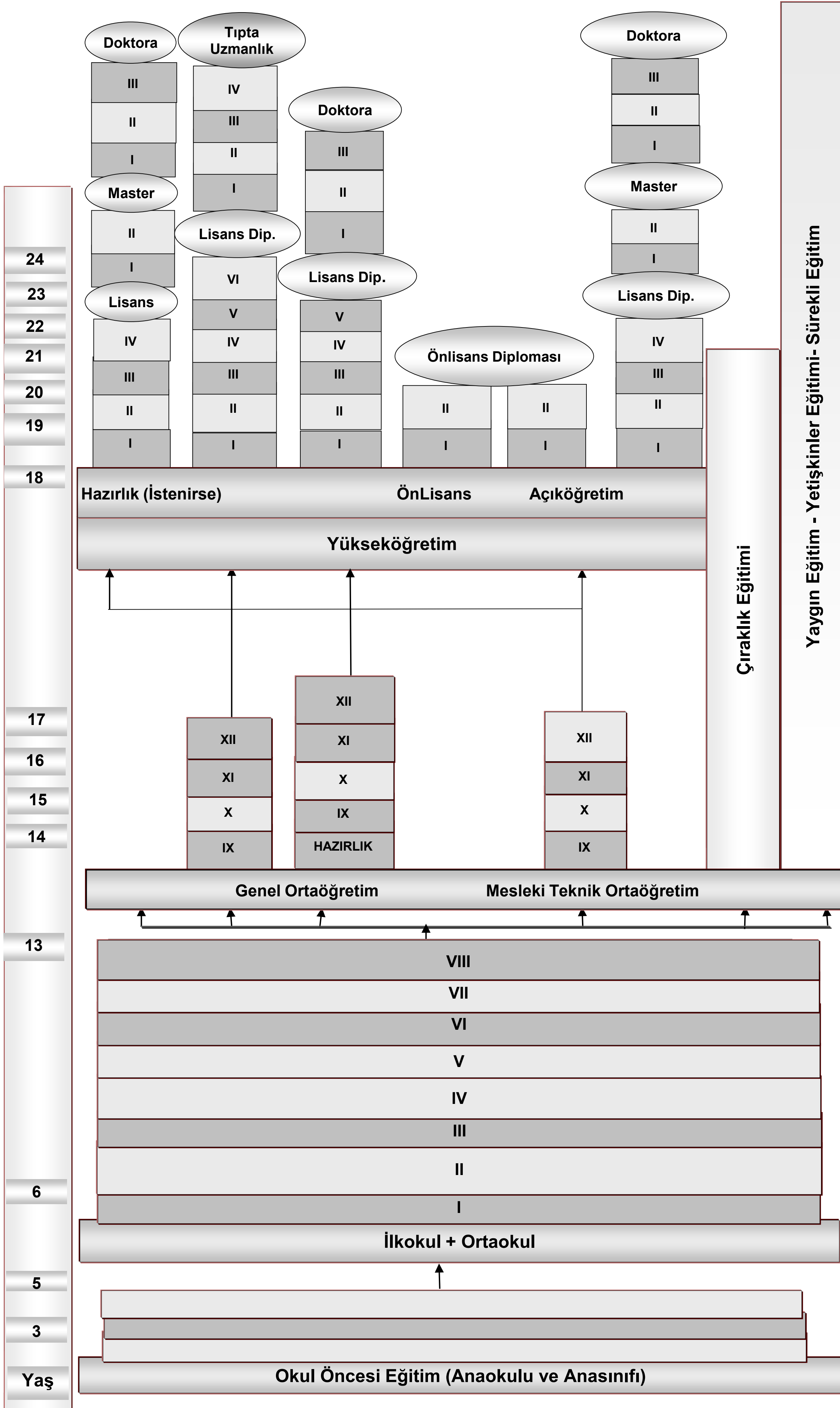
1. Düzey Level 1		2. Düzey Level 2		3. Düzey Level 3		1. Düzey Level 1		2. Düzey Level 2		3. Düzey Level 3	
<b>TR Türkiye - Turkey</b>											
<b>TR1</b>	<b>İstanbul</b>	<b>TR10</b>	İstanbul	<b>TR100</b>	İstanbul						
<b>TR2</b>	<b>Batı Marmara</b>	<b>TR21</b>	(Tekirdağ, Edirne, Kırklareli )	<b>TR211</b>	Tekirdağ	<b>TR8</b>	<b>Batı Karadeniz</b>	<b>TR81</b>	(Zonguldak, Karabük, Bartın)	<b>TR811</b>	Zonguldak
			<b>TR22</b>	( Balıkesir, Çanakkale )	<b>TR212</b>				Edirne	<b>TR812</b>	Karabük
	<b>TR22</b>	<b>TR221</b>		<b>TR222</b>	Balıkesir				<b>TR813</b>	Bartın	
			Çanakkale		<b>TR821</b>			Kastamonu			
<b>TR3</b>	<b>Ege Aegean</b>	<b>TR31</b>	(İzmir)	<b>TR310</b>	İzmir	<b>TR9</b>	<b>Doğu Karadeniz</b>	<b>TR82</b>	(Kastamonu, Çankırı, Sinop)	<b>TR821</b>	Çankırı
			<b>TR32</b>	(Aydın, Denizli, Muğla)	<b>TR321</b>				Aydın	<b>TR822</b>	Sinop
				<b>TR33</b>	(Manisa, Afyonkarahisar, Kütahya, Uşak)				<b>TR322</b>	Denizli	<b>TR823</b>
		<b>TR323</b>	Muğla					<b>TR831</b>	Samsun		
<b>TR4</b>	<b>Doğu Marmara</b>	<b>TR41</b>	(Bursa, Eskişehir, Bilecik )	<b>TR411</b>	Bursa	<b>TR90</b>	<b>Doğu Karadeniz</b>	<b>TR90</b>	(Trabzon Ordu, Giresun, Rize, Artvin, Gümüşhane)	<b>TR901</b>	Trabzon
			<b>TR42</b>	( Kocaeli, Sakarya, Düzce Bolu, Yalova )	<b>TR412</b>				Eskişehir	<b>TR902</b>	Ordu
					<b>TR421</b>				Kocaeli	<b>TR903</b>	Giresun
		<b>TR422</b>			Sakarya				<b>TR904</b>	Rize	
		<b>TR423</b>	Düzce	<b>TR905</b>	Artvin						
		<b>TR424</b>	Bolu	<b>TR906</b>	Gümüşhane						
<b>TR425</b>	Yalova										
<b>TR5</b>	<b>Batı Anadolu</b>	<b>TR51</b>	(Ankara)	<b>TR510</b>	Ankara	<b>TRA</b>	<b>Kuzeydoğu Anadolu</b>	<b>TRA1</b>	(Erzurum, Erzincan, Bayburt )	<b>TRA11</b>	Erzurum
			<b>TR52</b>	( Konya, Karaman)	<b>TR521</b>				Konya	<b>TRA12</b>	Erzincan
					<b>TR522</b>				Karaman	<b>TRA13</b>	Bayburt
<b>TR6</b>	<b>Akdeniz Mediterranean</b>	<b>TR61</b>	(Antalya, Isparta, Burdur)	<b>TR611</b>	Antalya	<b>TRB</b>	<b>Ortadoğu Anadolu</b>	<b>TRB1</b>	(Malatya, Elazığ, Bingöl, Tunceli )	<b>TRB11</b>	Malatya
			<b>TR62</b>	(Adana, Mersin)	<b>TR612</b>				Isparta	<b>TRB12</b>	Elazığ
					<b>TR613</b>				Burdur	<b>TRB13</b>	Bingöl
		<b>TR621</b>			Adana			<b>TRB14</b>	Tunceli		
		<b>TR63</b>	(Hatay, Kahramanmaraş Osmaniye)	<b>TR622</b>	Mersin			<b>TRB21</b>	Van		
				<b>TR631</b>	Hatay			<b>TRB22</b>	Muş		
<b>TR632</b>	Kahramanmaraş			<b>TRB23</b>	Bitlis						
<b>TR633</b>	Osmaniye	<b>TRB24</b>	Hakkari								
<b>TR7</b>	<b>Orta Anadolu</b>	<b>TR71</b>	(Kırıkkale, Aksaray, Niğde, Nevşehir, Kırşehir)	<b>TR711</b>	Kırıkkale	<b>TRC</b>	<b>Güneydoğu Anadolu</b>	<b>TRC1</b>	(Gaziantep, Adıyaman, Kilis )	<b>TRC11</b>	Gaziantep
			<b>TR72</b>	(Kayseri, Sivas, Yozgat)	<b>TR712</b>				Aksaray	<b>TRC12</b>	Adıyaman
					<b>TR713</b>				Niğde	<b>TRC13</b>	Kilis
					<b>TR714</b>				Nevşehir	<b>TRC21</b>	Şanlıurfa
		<b>TR715</b>			Kırşehir			<b>TRC22</b>	Diyarbakır		
		<b>TR721</b>	Kayseri	<b>TRC31</b>	Mardin						
		<b>TR722</b>	Sivas	<b>TRC32</b>	Batman						
		<b>TR723</b>	Yozgat	<b>TRC33</b>	Şırnak						
				<b>TRC34</b>	Siirt						
<b>Toplam Total</b>				<b>12</b>	<b>26</b>	<b>81</b>					



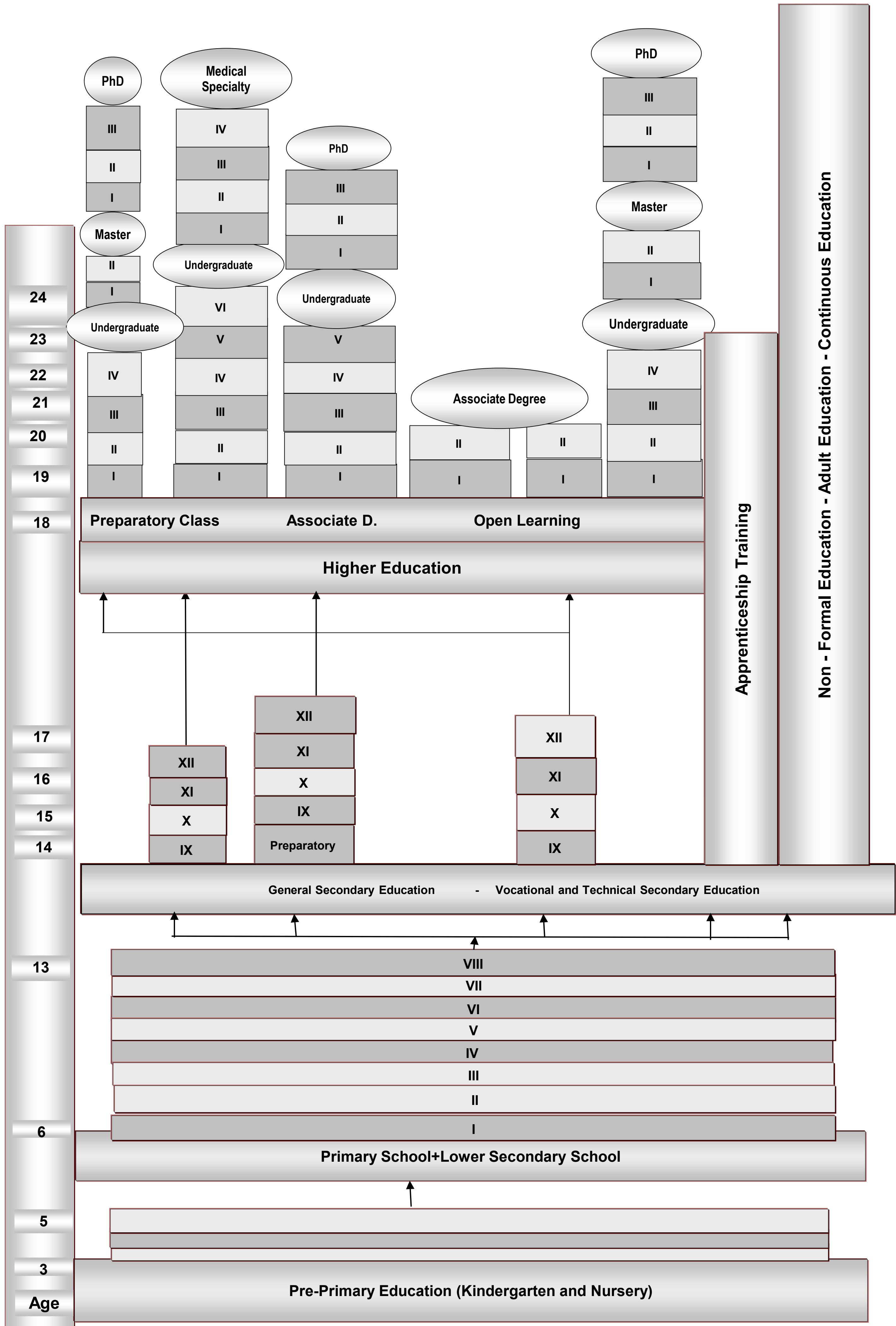
## 1. Structural Organization of The Ministry of National Education



## 2. Türk Millî Eğitim Sistemi



## 2. Turkish National Education System



1.1 Öğretim yılı ve eğitim seviyesine göre okullaşma oranı  
Schooling ratio by educational year and level of education

Öğretim Yılı Educational Year	Okul Öncesi <sup>(3)</sup> Pre Primary Education <sup>(3)</sup>			Okullaşma Oranı Schooling Ratio	İlköğretim Primary Education			Ortaöğretim Secondary Education			Yükseköğretim Higher Education				
	Yaş -Age	Toplam Total			Erkek Male	Kadın Female	Toplam Total	Erkek Male	Kadın Female	Toplam Total	Erkek Male	Kadın Female	Toplam Total	Erkek Male	Kadın Female
		Brüt - Gross	Net - Net												
1997/98	3-5 Yaş	-	-	-	Brüt - Gross	89,51	96,26	82,43	52,79	60,20	44,97	19,52	22,92	15,95	
	4-5 Yaş	-	-	-	Net - Net	84,74	90,25	78,97	37,87	41,39	34,16	10,25	11,28	9,17	
1998/99	3-5 Yaş	-	-	-	Brüt - Gross	94,31	100,72	87,60	57,15	64,89	48,99	21,67	25,47	17,68	
	4-5 Yaş	-	-	-	Net - Net	89,26	94,48	83,79	38,87	42,34	35,22	10,76	11,81	9,67	
1999/00	3-5 Yaş	-	-	-	Brüt - Gross	97,52	103,31	91,47	58,84	67,10	50,15	21,05	24,55	17,42	
	4-5 Yaş	-	-	-	Net - Net	93,54	98,41	88,45	40,38	44,05	36,52	11,62	12,68	10,52	
2000/01	3-5 Yaş	-	-	-	Brüt - Gross	100,93	106,32	95,31	60,97	69,67	51,84	22,25	25,55	18,79	
	4-5 Yaş	-	-	-	Net - Net	95,28	99,58	90,79	43,95	48,49	39,18	12,27	13,12	11,38	
2001/02	3-5 Yaş	-	-	-	Brüt - Gross	99,45	104,19	94,51	67,89	76,94	58,38	23,37	26,59	19,99	
	4-5 Yaş	-	-	-	Net - Net	92,40	96,20	88,45	48,11	53,01	42,97	12,98	13,75	12,17	
2002/03	3-5 Yaş	-	-	-	Brüt - Gross	96,49	100,89	91,91	80,76	93,36	67,52	27,12	31,00	23,04	
	4-5 Yaş	-	-	-	Net - Net	90,98	94,49	87,34	50,57	55,72	45,16	14,65	15,73	13,53	
2003/04	3-5 Yaş	-	-	-	Brüt - Gross	96,30	100,31	92,14	80,97	90,71	70,76	28,15	32,23	23,88	
	4-5 Yaş	-	-	-	Net - Net	90,21	93,41	86,89	53,37	58,01	48,50	15,31	16,62	13,93	
2004/05	3-5 Yaş	-	-	-	Brüt - Gross	95,74	99,48	91,85	80,90	90,29	71,08	30,61	34,79	26,63	
	4-5 Yaş	-	-	-	Net - Net	89,66	92,58	86,63	54,87	59,05	50,51	16,60	18,03	15,10	
2005/06	3-5 Yaş	-	-	-	Brüt - Gross	95,59	98,83	92,24	85,18	95,07	74,88	34,46	38,78	29,94	
	4-5 Yaş	-	-	-	Net - Net	89,77	92,29	87,16	56,63	61,13	51,95	18,85	20,22	17,41	
2006/07	3-5 Yaş	-	-	-	Brüt - Gross	96,34	99,21	93,37	86,64	96,24	76,66	36,59	41,07	31,89	
	4-5 Yaş	-	-	-	Net - Net	90,13	92,25	87,93	56,51	60,71	52,16	20,14	21,56	18,66	
2007/08	3-5 Yaş	-	-	-	Brüt - Gross	104,54	106,41	102,57	87,55	94,04	80,70	38,19	42,62	33,56	
	4-5 Yaş	-	-	-	Net - Net	97,37	98,53	96,14	58,56	61,17	55,81	21,06	22,37	19,69	
2008/09	3-5 Yaş	-	-	-	Brüt - Gross	103,84	104,91	102,71	76,62	80,96	72,05	44,27	49,05	39,28	
	4-5 Yaş	-	-	-	Net - Net	96,49	96,99	95,97	58,52	60,63	56,30	27,69	29,40	25,92	
2009/10	3-5 Yaş	26,92	27,34	26,48	Brüt - Gross	106,48	107,05	105,88	84,19	89,14	78,97	53,43	58,14	48,48	
	4-5 Yaş	38,55	39,17	37,91	Net - Net	98,17	98,47	97,84	64,95	67,55	62,21	30,42	31,24	29,55	
2010/11	3-5 Yaş	29,85	30,25	29,43	Brüt - Gross	107,58	107,36	107,81	89,70	94,42	84,73	58,45	62,65	54,04	
	4-5 Yaş	43,10	43,70	42,47	Net - Net	98,41	98,59	98,22	66,07	68,17	63,86	33,06	33,44	32,65	
2011/12	3-5 Yaş	30,87	31,23	30,49	Brüt - Gross	108,42	108,21	108,65	92,56	95,68	89,26	66,23	70,58	61,68	
	4-5 Yaş	44,04	44,56	43,50	Net - Net	98,67	98,77	98,56	67,37	68,53	66,14	35,51	35,59	35,42	
5 Yaş	65,69	66,20	65,16												

Not 1. 18.08.1997 tarihli ve 4306 sayılı Kanun ile 1997/98 öğretim yılından itibaren 8 yıllık kesintisiz, 30.03.2012 tarihli ve 6287 sayılı Kanun ile 2012/13 öğretim yılından itibaren de 12 yıllık kademelil zorunlu eğitime geçmiştir.

Note 1. Compulsory education was expanded to 8 uninterrupted with law No. 4306 dated 18.08.1997 as of 1997/98 educational year, but to 12 gradual years with law No. 6287 dated 30.03.2012 as of 2012/13 educational year.

2. 2000/01-2005/06 öğretim yılları arasında okullaşma oranları 2000 Genel Nüfus Sayımı sonuçlarına göre yapılan nüfus projeksiyonlarına göre, 2007-2008 öğretim yılından itibaren okullaşma oranları Adrese Dayalı Nüfus Kayıt Sistemi, Nüfus Sayımı sonuçlarına göre hesaplanmıştır.

2. Schooling ratios for the educational year 2000/01-2005/06 were calculated according to the population projection based on the results of General Population Census 2000 and schooling ratios as of the 2007-2008 educational year were calculated according to the results of the Address-Based Population Register System Population Census.

(1) Okulöncesi ve ilköğretim Kurumları Yönetmeliği'nin 11. Maddesi gereği 66 ay ve üzeri çocuklar ilkökul çağ nüfusunda gösterilmiştir. 5 (66 ayını dolduran, 2009 yılının 1. ve 3. ayları arasında doğan çocuklar) -9 yaş grubu için "Ayarlanmış İlkökul Net Okullaşma Oranı" toplam %99,79 olup, erkekler için %99,81 ve kızlar için %99,77 olarak hesaplanmıştır. Bu oran zorunlu eğitim çağında ve 5 (66 ayını dolduran, 2009 yılının 1. ve 3. ayları arasında doğan çocuklar) -9 yaş grubunda olup da ilkökula devam eden 5.176.328 öğrenci, okula erken başlayan ya da sınıf atlayan 5 (66 ayını dolduran, 2009 yılının 1. ve 3. ayları arasında doğan çocuklar) -9 yaş grubundaki ortaokula devam eden 5.470 öğrenci, Yönetmeliğin 11. Maddesi kapsamında okulöncesine devam eden 5 (66 ayını dolduran, 2009 yılının 1. ve 3. ayları arasında doğan çocuklar) -9 yaş grubundaki 138.439 öğrenci ile, kaydı ertelenen 5 (66 ayını dolduran, 2009 yılının 1. ve 3. ayları arasında doğan çocuklar) -9 yaş grubundaki 43.640 çocuk toplamının 5 (66 ayını dolduran, 2009 yılının 1. ve 3. ayları arasında doğan çocuklar) -9 yaş grubu nüfusuna oranidir.

(1) Students aged 66 months and above are included in primary school age population in accordance with Regulation on Pre-Primary and Primary Education Institutions Article 11. "Adjusted Primary Net Enrollment Ratio" for the age group 5 (children who have completed 66 months, who were born between first and third months of 2009) -9 is 99.79% in total, and 99.81% for boys, 99.77% for girls. This is the ratio of total of 5,176,328 students in primary education in the age group 5 (children who have completed 66 months, who were born between first and third months of 2009) -9 who are theoretically in compulsory education period, 5,470 students in lower secondary education in the age group 5 (children who have completed 66 months, who were born between first and third months of 2009) -9 who have either started education at a younger age or moved up to an upper grade, 138,439 students in pre-primary education in the age group 5 (children who have completed 66 months, who were born between first and third months of 2009) -9 and 43,640 children in the age group 5 (children who have completed 66 months, who were born between first and third months of 2009) -9 whose enrollments are deferred according to article 11 of the Regulation to the overall population for the age group 5-9.

(2) 10-13 yaş grubu için "Ayarlanmış Ortaokul Net Okullaşma Oranı" toplam %99,30 olup, erkekler için %99,38 ve kızlar için %99,22 olarak hesaplanmıştır. Bu oran zorunlu eğitim çağında ve 10-13 yaş grubunda olup da ortaokula devam eden 4.648.944 öğrenci, okula erken başlayan ya da sınıf atlayan 10-13 yaş grubundaki ortaöğretime devam eden 60.503 öğrenci ile okula geç başlayan veya sınıf tekrarı yapan 10-13 yaş grubundaki 183.683 ilkökul öğrencisi toplamının 10-13 yaş grubu nüfusuna oranidir.

(2) "Adjusted Lower Secondary Net Enrollment Ratio" for the age group 10-13 is 99.30% in total and 99.38% for boys, 99.22% for girls. This is the ratio of total of 4,648,944 students in lower secondary education in the age group 10-13 who are theoretically in compulsory education period, 60,503 students in upper secondary education in the age group 10-13 who have either started education at a younger age or moved up to an upper grade and 183,683 students in primary education in the age group 10-13 who have either started education at an older age or repeated a grade to the overall population for the age group 10-13.

(3) Okul öncesi okullaşma oranları 3-5, 4-5 ve 5 yaşlarını net okullaşma oranlarıdır.

(3) Pre-primary schooling ratios are net schooling ratios for ages 3-5, 4-5 and 5.

(4) Okulöncesi 5 yaş grubu için ilkökula kayıt yaptırımlar da dikkate alındığında "Ayarlanmış Net Okullaşma Oranı" toplam %61,69 olup, erkekler için %62,15, kızlar için 61,21 olarak hesaplanmıştır. Bu oran, 5 yaş (66 aydan küçük olan 2009 yılının 4. ve 12. ayları arasında doğan çocuklar) okulöncesi 5 yaş grubunda olup da veli istiaji ile ilkökula kayıt yaptırılan 74.141 öğrenci ile okulöncesi 5 yaş (66 aydan küçük olan 2009 yılının 4. ve 12. ayları arasında doğan çocuklar) grubu okula devam eden 503.926 öğrenci toplamının 5 yaş (66 aydan küçük olan 2009 yılının 4. ve 12. ayları arasında doğan çocuklar) grubu nüfusuna oranidir.

(4) Adjusted Pre-primary Net Enrollment Ratio" after taking into account also students enrolled in primary education for the age group 5 is 61.69% in total, and 62.15% for boys, 61.21% for girls. This is the ratio of the total of 74,141 students who are theoretically in pre-primary education age group 5 (children who are younger 66 months, who were born between 4th and 12th months of 2009) but enrolled in primary education upon request of their parents, and 503,926 students in pre-primary education in the age group 5 (children who are younger 66 months, who were born between 4th and 12th months of 2009) to the overall population for the age group 5 (children who are younger 66 months, who were born between 4th and 12th months of 2009).

(5) 2014/15 öğretim yılında ilkökul ve ortaokul okullaşma oranlarının düşmesinin nedeni; öğrenci sayıları tespit edilirken sadece aktif öğrenci sayılarının alınması ve ilkökul öğrenim çağındaki çocukların okulöncesi eğitime geçiş esnekliğinin sağlanmasıdır. (Geniş bilgi için açıklamada "İlkökul ve Ortaokul Okullaşma Oranlarındaki Düşüşün Nedeni" başlığına bakınız.)

(5) The reason for the decrease in schooling ratio in primary and lower secondary education in the educational year 2014/15 is; the inclusion of active students only in the student figures and change in regulation that enables the flexible enrolment of students in the primary school age to pre-primary education. (For detailed information, please see the heading "The reason for the decrease in schooling ratio in primary and lower secondary education" in explanations.)

## 1.2 İstatistikî Bölge Birimleri Sınıflaması 3. düzey ve eğitim seviyesine göre okullaşma oranı

Schooling ratio by Statistical Regions Level 3 and level of education

[2014/15 Öğretim yılı başı - Beginning of the educational year 2014/15]

İBBS - 3. Düzey SR - Level 3	Yaş Age	Okul Öncesi Brüt <sup>(1)</sup> Pre Primary Education <sup>(1)</sup>			Okul Öncesi Net <sup>(1)</sup> Pre Primary Education <sup>(1)</sup>			Okullaşma Oranı <sup>(1)(4)</sup> Schooling Ratio <sup>(1)(4)</sup>	İlköğretim (İlkokul+Ortaokul) Primary Education (Primary School+Lower Secondary School)			İlkokul Primary School			Ortaokul Lower Secondary School			Ortaöğretim (Lise) Upper Secondary Education			Genel Ortaöğretim <sup>(2)</sup> General Secondary Education <sup>(2)</sup>			Mesleki ve Teknik Ortaöğretim <sup>(3)</sup> Vocational and Technical Secondary Education <sup>(3)</sup>		
		Toplam Total	Erkek Male	Kadın Female	Toplam Total	Erkek Male	Kadın Female		Toplam Total	Erkek Male	Kadın Female	Toplam Total	Erkek Male	Kadın Female	Toplam Total	Erkek Male	Kadın Female	Toplam Total	Erkek Male	Kadın Female	Toplam Total	Erkek Male	Kadın Female	Toplam Total	Erkek Male	Kadın Female
		3-5	3-5	3-5	3-5	3-5	3-5		3-5	3-5	3-5	3-5	3-5	3-5	3-5	3-5	3-5	3-5	3-5	3-5	3-5	3-5	3-5	3-5	3-5	3-5
TR Türkiye	3-5	37,12	37,96	36,24	32,68	33,11	32,22	Brüt - Gross	103,97	103,07	104,93	101,10	100,82	101,39	107,12	105,52	108,80	107,36	109,82	104,77	54,76	54,84	54,68	52,60	54,98	50,09
TR Turkey	4-5	46,83	47,88	45,72	41,57	42,23	40,87	Net - Net	97,10	97,08	97,12	96,30	96,04	96,57	94,35	94,39	94,30	79,37	79,46	79,26	35,35	33,34	37,47	44,02	46,12	41,79
	5	66,02	68,42	63,48	53,78	55,27	52,21																			
TR100 İstanbul	3-5	30,68	31,64	29,67	27,51	28,16	26,82	Brüt - Gross	105,29	104,12	106,53	100,93	100,67	101,21	110,13	107,94	112,45	117,91	118,87	116,89	58,02	59,32	56,64	59,89	59,55	60,25
	4-5	38,14	39,35	36,86	34,22	35,14	33,25	Net - Net	97,89	97,88	97,90	97,17	96,96	97,39	95,83	95,93	95,74	82,42	81,42	83,49	31,75	30,83	32,74	50,67	50,60	50,75
	5	53,31	55,52	50,97	44,17	45,70	42,56																			
TR211 Tekirdağ	3-5	38,52	39,48	37,52	32,53	33,15	31,88	Brüt - Gross	103,33	102,74	103,96	99,43	99,41	99,44	107,68	106,41	109,06	110,39	112,25	108,37	58,21	55,17	61,51	52,17	57,08	46,86
	4-5	48,03	48,96	47,05	40,89	41,57	40,16	Net - Net	97,02	97,08	96,96	95,31	95,13	95,49	95,03	95,11	94,94	82,74	82,51	82,98	37,53	33,18	42,25	45,20	49,33	40,73
	5	74,05	75,42	72,60	57,72	58,59	56,80																			
TR212 Edirne	3-5	50,22	51,02	49,36	42,48	42,65	42,31	Brüt - Gross	103,49	102,85	104,16	100,29	99,64	100,98	106,88	106,25	107,55	107,90	110,96	104,60	59,53	55,51	63,86	48,36	55,45	40,75
	4-5	61,38	62,59	60,10	52,58	53,15	51,99	Net - Net	97,36	97,32	97,40	94,94	94,41	95,50	94,98	95,45	94,49	88,17	89,22	87,04	45,45	40,51	50,76	42,72	48,71	36,28
	5	90,38	93,48	87,20	70,41	71,75	69,03																			
TR213 Kırklareli	3-5	52,47	53,71	51,14	43,91	44,95	42,80	Brüt - Gross	103,41	102,56	104,30	99,09	99,11	99,06	107,90	106,16	109,74	107,73	111,14	104,08	55,03	51,64	58,65	52,69	59,50	45,43
	4-5	64,78	66,74	62,73	54,68	56,48	52,79	Net - Net	97,14	97,03	97,26	94,58	94,46	94,72	95,92	95,54	96,32	87,03	88,43	85,53	41,63	37,36	46,19	45,40	51,08	39,34
	5	98,39	100,81	95,75	74,80	77,26	72,12																			
TR221 Balıkesir	3-5	44,56	45,54	43,54	37,31	37,48	37,13	Brüt - Gross	102,27	101,04	103,58	98,51	98,22	98,81	106,21	103,98	108,57	107,41	107,16	107,69	55,06	51,40	58,99	52,35	55,76	48,70
	4-5	56,33	57,58	55,01	47,48	47,90	47,03	Net - Net	96,89	96,71	97,08	94,85	94,41	95,31	93,92	95,76	96,09	85,15	84,20	86,17	39,77	35,51	44,33	45,39	48,69	41,84
	5	87,09	91,07	82,98	65,95	67,66	64,19																			
TR222 Çanakkale	3-5	50,55	50,67	50,42	41,65	41,66	41,64	Brüt - Gross	102,29	101,41	103,22	97,81	97,79	97,82	107,13	105,29	109,09	107,98	110,19	105,63	61,16	56,27	66,34	46,82	53,92	39,30
	4-5	62,01	62,01	62,00	52,02	52,24	51,78	Net - Net	96,37	96,38	96,36	93,77	93,70	93,83	95,58	95,51	95,66	86,64	87,49	85,75	45,46	39,80	51,45	41,19	47,69	34,30
	5	94,74	95,59	93,88	71,89	73,14	70,63																			
TR310 İzmir	3-5	41,38	42,53	40,17	35,36	36,01	34,68	Brüt - Gross	104,81	103,56	106,13	98,50	98,28	98,74	111,90	109,48	114,46	114,60	115,93	113,17	59,78	58,32	61,35	54,82	57,61	51,82
	4-5	51,79	53,23	50,28	44,57	45,53	43,55	Net - Net	96,92	96,76	97,10	95,26	94,84	95,71	96,02	95,81	96,24	84,37	82,65	86,24	38,72	35,12	42,60	45,66	47,53	43,64
	5	76,84	79,56	73,93	60,11	61,88	58,22																			
TR321 Aydın	3-5	46,89	47,62	46,11	40,01	40,29	39,72	Brüt - Gross	102,13	101,23	103,09	98,72	98,54	98,92	105,86	104,18	107,64	106,32	108,17	104,38	59,46	57,10	61,94	46,86	51,07	42,44
	4-5	58,59	59,54	57,58	50,53	51,03	50,00	Net - Net	96,97	96,85	97,10	95,17	94,89	95,46	96,01	95,81	96,22	84,23	84,21	84,25	42,72	39,14	46,47	41,51	45,07	37,77
	5	86,59	88,33	84,74	67,66	68,54	66,72																			
TR322 Denizli	3-5	50,71	51,69	49,67	41,46	41,65	41,26	Brüt - Gross	101,46	100,94	102,02	98,31	98,11	98,52	104,87	103,98	105,81	106,37	107,59	105,09	54,51	52,26	56,86	51,86	55,32	48,24
	4-5	61,69	62,38	60,96	51,59	51,71	51,46	Net - Net	96,22	96,11	96,34	93,63	93,17	94,11	94,49	94,35	94,63	85,02	84,40	85,67	38,80	35,37	42,39	46,22	49,03	43,27
	5	95,72	97,35	94,02	72,38	72,46	72,29																			
TR323 Muğla	3-5	46,90	46,89	46,91	38,34	37,91	38,80	Brüt - Gross	102,00	101,34	102,70	97,15	97,40	96,90	107,47	105,79	109,24	111,13	112,43	109,73	66,10	63,16	69,30	45,03	49,27	40,43
	4-5	58,32	58,03	58,63	48,19	47,61	48,81	Net - Net	95,97	96,01	95,92	93,72	93,56	93,89	95,22	94,93	95,53	83,13	81,84	84,53	44,31	38,94	50,16	38,82	42,91	34,37
	5	93,55	94,03	93,04	69,70	69,49	69,91																			
TR331 Manisa	3-5	39,35	40,13	38,51	32,77	33,07	32,45	Brüt - Gross	102,24	101,38	103,16	98,94	98,80	99,08	105,85	104,18	107,63	103,47	104,00	102,91	51,20	47,44	55,17	52,27	56,56	47,75
	4-5	50,86	51,75	49,92	42,89	43,32	42,44	Net - Net	97,43	97,29	97,58	95,58	95,26	95,92	96,59	96,32	96,88	83,35	82,94	83,78	38,43	34,36	42,73	44,91	48,58	41,05
	5	81,32	83,31	79,25	62,47	63,22	61,70																			
TR332 Afyonkarahisar	3-5	37,06	37,95	36,12	31,80	32,10	31,50	Brüt - Gross	100,49	100,40	100,58	99,00	98,81	99,19	102,09	102,10	102,08	99,75	104,36	94,94	47,72	47,56	47,88	52,91	46,80	47,06
	4-5	47,83	48,74	46,87	41,69	42,13	41,23	Net - Net	95,93	95,90	95,96	95,02	94,62	95,45	94,28	94,30	94,26	79,99	81,49	78,42	34,02	30,83	37,36	45,97	50,66	41,05
	5	74,17	76,06	72,15	59,90	60,81	58,94																			
TR333 Kütahya	3-5	43,84	44,77	42,87	37,22	37,35	37,09	Brüt - Gross	102,00	100,63	103,46	97,82	97,28	98,40	106,32	104,10	108,69	120,41	123,86	116,78	57,45	55,06	59,95	62,96	68,80	56,83
	4-5	55,75	57,10	54,35	47,83	48,32	47,33	Net - Net	97,18	97,07	97,30	95,07	94,49	95,70	97,34	97,61	97,06	92,27	93,67	90,79	39,21	36,79	41,75	53,06	56,88	49,04
	5	86,01	89,09	82,83	66,94	67,90	65,95																			
TR334 Uşak	3-5	42,73	43,16	42,25	35,06	35,04	35,09	Brüt - Gross	101,74	100,69	102,86	97,59	97,69	97,47	106,15	103,88	108,57	108,99	105,24	113,06	67,96	62,35	74,04	41,04	42,89	39,02
	4-5	55																								

## 1.2 İstatistikî Bölge Birimleri Sınıflaması 3. düzey ve eğitim seviyesine göre okullaşma oranı (devam)

Schooling ratio by Statistical Regions Level 3 and level of education (continued)

[2014/15 Öğretim yılı başı - Beginning of the educational year 2014/15]

İBBS - 3. Düzey SR - Level 3	Yaş Age	Okul Öncesi Brüt <sup>(1)</sup> Pre Primary Education <sup>(1)</sup>			Okul Öncesi Net <sup>(1)</sup> Pre Primary Education <sup>(1)</sup>			Okullaşma Oranı <sup>(1)(2)</sup> Schooling Ratio <sup>(1)(2)</sup>	İlköğretim (İlkokul+Ortaokul) Primary Education (Primary School+Lower Secondary School)			İlkokul Primary School			Ortaokul Lower Secondary School			Ortaöğretim (Lise) Upper Secondary Education			Genel Ortaöğretim <sup>(2)</sup> General Secondary Education <sup>(2)</sup>			Mesleki ve Teknik Ortaöğretim <sup>(2)</sup> Vocational and Technical Secondary Education <sup>(2)</sup>		
		Toplam Total	Erkek Male	Kadın Female	Toplam Total	Erkek Male	Kadın Female		Toplam Total	Erkek Male	Kadın Female	Toplam Total	Erkek Male	Kadın Female	Toplam Total	Erkek Male	Kadın Female	Toplam Total	Erkek Male	Kadın Female	Toplam Total	Erkek Male	Kadın Female	Toplam Total	Erkek Male	Kadın Female
		TR425 Yalova	3-5	46,10	46,74	45,42	39,80		39,53	40,09	Brüt - Gross	103,83	100,70	107,13	97,42	97,25	97,59	110,66	104,34	117,39	117,15	117,95	116,28	63,81	62,03	65,73
	4-5	56,62	57,45	55,76	49,23	49,05	49,41	Net - Net	95,85	95,95	95,76	94,00	93,91	94,09	95,24	95,40	95,07	86,25	86,72	85,73	42,86	40,98	44,89	43,38	45,74	40,84
	5	81,12	86,64	75,65	64,42	67,22	61,65																			
TR510 Ankara	3-5	40,46	41,25	39,62	35,34	35,70	34,96	Brüt - Gross	102,45	101,32	103,64	98,50	98,31	98,70	106,83	104,66	109,13	116,79	118,92	114,55	63,32	62,73	63,94	53,47	56,18	50,61
	4-5	49,66	50,64	48,62	43,39	43,93	42,81	Net - Net	97,32	97,22	97,44	95,72	95,41	96,04	96,68	96,51	96,85	88,93	88,21	89,68	42,87	40,17	45,72	46,05	48,04	43,96
	5	75,01	77,08	72,80	60,49	61,63	59,28																			
TR521 Konya	3-5	37,34	38,48	36,12	31,85	32,46	31,19	Brüt - Gross	102,08	101,46	102,73	99,47	99,32	99,64	104,93	103,81	106,13	103,10	103,61	102,58	47,20	49,08	45,22	55,91	54,53	57,36
	4-5	48,87	50,24	47,41	42,32	43,16	41,42	Net - Net	96,79	96,70	96,89	95,57	95,22	95,94	95,07	94,84	95,30	79,15	78,14	80,22	30,99	30,72	31,27	48,16	47,42	48,94
	5	74,42	77,71	70,93	59,05	61,07	56,90																			
TR522 Karaman	3-5	44,77	44,52	45,05	37,17	36,57	37,81	Brüt - Gross	101,01	100,71	101,33	98,21	98,29	98,12	104,02	103,29	104,80	114,40	115,16	113,64	63,07	62,02	64,12	51,32	53,14	49,51
	4-5	58,58	58,25	58,93	49,44	48,87	50,03	Net - Net	96,46	96,53	96,39	94,38	94,14	94,62	95,50	95,38	95,62	88,91	89,22	88,61	44,35	42,03	46,67	44,56	47,18	41,94
	5	89,25	90,81	87,65	68,65	69,40	67,88																			
TR611 Antalya	3-5	50,92	51,53	50,26	41,70	41,64	41,76	Brüt - Gross	102,36	101,44	103,32	97,40	97,31	97,49	108,03	106,17	110,02	113,35	113,31	113,40	67,22	66,94	67,53	46,13	46,37	45,88
	4-5	63,01	63,65	62,33	52,69	52,80	52,56	Net - Net	95,67	95,60	95,75	93,17	92,76	93,60	94,36	94,22	94,52	83,24	81,61	84,98	44,11	41,20	47,23	39,12	40,41	37,75
	5	95,39	96,86	93,84	71,03	71,14	70,91																			
TR612 Isparta	3-5	49,85	49,39	50,34	39,89	38,95	40,89	Brüt - Gross	100,38	99,84	100,96	96,10	96,23	95,97	105,04	103,78	106,40	118,65	119,57	117,71	59,62	57,44	61,86	59,03	62,13	55,85
	4-5	61,55	61,24	61,88	50,38	49,73	51,05	Net - Net	95,01	95,18	94,83	92,37	92,04	92,71	94,43	94,61	94,23	93,46	92,09	94,87	43,27	39,42	47,21	50,19	52,66	47,65
	5	97,67	98,52	96,77	75,83	71,80	71,53																			
TR613 Burdur	3-5	55,77	56,30	55,20	42,36	42,02	42,72	Brüt - Gross	100,78	100,22	101,38	97,95	97,65	98,28	103,70	102,84	104,62	106,47	107,81	105,12	57,61	53,21	62,06	48,87	54,60	43,06
	4-5	65,85	65,68	66,04	53,84	53,28	54,44	Net - Net	94,76	94,34	95,20	91,46	90,78	92,18	91,76	91,10	92,47	85,40	84,92	85,89	43,36	37,90	48,89	42,04	47,02	37,01
	5	104,55	105,92	103,07	75,83	76,33	75,29																			
TR621 Adana	3-5	33,21	34,16	32,21	28,42	28,89	27,93	Brüt - Gross	103,77	103,21	104,35	101,37	101,38	101,35	106,47	105,26	107,75	119,10	125,32	112,60	70,04	70,16	69,93	49,06	55,16	42,67
	4-5	42,35	43,51	41,13	36,82	37,52	36,07	Net - Net	97,36	97,27	97,45	96,30	96,03	96,58	93,96	93,58	94,35	80,48	81,77	79,14	43,46	40,13	46,95	37,02	41,63	32,19
	5	63,26	66,36	59,98	50,39	52,43	48,23																			
TR622 Mersin	3-5	52,42	53,66	51,12	45,25	45,81	44,67	Brüt - Gross	103,03	102,30	103,80	99,90	99,67	100,14	106,45	105,17	107,81	103,77	104,24	103,27	53,87	51,26	56,61	49,89	52,98	46,66
	4-5	65,27	66,68	63,77	56,92	57,61	56,18	Net - Net	96,92	96,89	96,95	95,39	94,98	95,82	94,81	94,84	94,79	80,41	80,09	80,75	39,08	36,21	42,10	41,33	43,88	38,65
	5	93,18	95,73	90,47	73,45	74,43	72,41																			
TR631 Hatay	3-5	45,86	46,77	44,91	41,05	41,51	40,56	Brüt - Gross	101,54	100,86	102,25	99,40	99,26	99,55	103,96	102,68	105,28	102,54	103,38	101,65	50,12	48,56	51,77	52,43	54,82	49,88
	4-5	59,51	60,59	58,36	53,73	54,38	53,05	Net - Net	96,86	96,63	96,68	95,86	95,60	96,14	94,95	94,90	95,01	79,14	79,79	78,45	35,35	32,83	38,02	43,79	46,96	40,43
	5	82,70	85,32	79,91	69,26	70,90	67,51																			
TR632 Kahramanmaraş	3-5	31,93	32,52	31,30	27,58	27,65	27,50	Brüt - Gross	102,97	102,61	103,35	100,56	100,50	100,61	105,63	104,95	106,35	95,06	97,96	91,97	43,07	44,10	41,97	51,99	53,86	50,00
	4-5	41,84	42,61	41,04	36,83	37,11	36,54	Net - Net	96,65	96,56	96,74	96,12	95,80	96,46	93,36	93,05	93,69	72,06	72,05	72,07	27,74	26,57	28,99	44,32	45,48	43,08
	5	63,51	65,78	61,12	51,85	53,05	50,58																			
TR633 Osmaniye	3-5	37,58	38,47	36,63	28,64	28,59	28,69	Brüt - Gross	103,95	103,80	104,10	101,88	102,03	101,73	106,27	105,80	106,77	104,42	104,87	103,95	48,52	45,91	51,27	55,90	58,96	52,68
	4-5	45,27	45,78	44,74	37,18	37,04	37,32	Net - Net	96,40	96,29	96,52	93,97	93,39	94,57	91,00	90,47	91,57	81,10	79,99	82,26	35,43	32,03	39,00	45,67	47,96	43,26
	5	76,07	78,20	73,86	57,13	57,62	56,62																			
TR711 Kırkkale	3-5	40,39	40,37	40,42	33,99	34,05	33,93	Brüt - Gross	101,96	100,82	103,14	98,32	98,20	98,45	105,60	103,41	107,88	112,68	115,35	109,91	51,12	46,83	55,57	61,56	68,53	54,34
	4-5	52,12	51,36	52,92	44,40	44,03	44,80	Net - Net	96,74	96,71	96,78	95,12	95,01	95,23	95,80	95,74	95,87	88,51	87,67	89,39	37,33	33,43	41,38	51,18	54,24	48,01
	5	83,64	82,02	85,40	65,89	65,24	66,59																			
TR712 Aksaray	3-5	35,66	37,66	33,60	30,94	32,30	29,54	Brüt - Gross	99,50	99,02	100,00	97,19	96,86	97,53	102,07	101,42	102,75	93,15	92,66	93,65	50,03	48,35	51,79	43,12	44,31	41,87
	4-5	46,49	49,05	43,83	40,94	42,86	38,96	Net - Net	94,48	94,50	94,47	93,99	93,51	94,49	92,58	92,78	92,38	72,42	71,20	73,68	34,69	31,72	37,79	37,73	39,49	35,89
	5	70,62	74,24	66,65	57,84	60,36	55,07																			
TR713 Niğde	3-5	37,02	38,64	35,36	31,63	32,30	30,95	Brüt - Gross	101,94	101,66	102,25	100,22	100,19	100,24	103,78	103,23	104,35	95,30	96,19	94,38	48,69	46,49	50,96	46,72	49,40	43,42
	4-5	48,78	50,32	47,17	42,64	43,42	41,82	Net - Net	96,87	96,71	97,04	96,05	95,64	96,48	94,59	94,20	94,									



## 1.2 İstatistikî Bölge Birimleri Sınıflaması 3. düzey ve eğitim seviyesine göre okullaşma oranı (devam)

Schooling ratio by Statistical Regions Level 3 and level of education (continued)

[2014/15 Öğretim yılı başı - Beginning of the educational year 2014/15]

İBBS - 3. Düzey SR - Level 3	Yaş Age	Okul Öncesi Brüt <sup>(1)</sup> Pre Primary Education <sup>(1)</sup>			Okul Öncesi Net <sup>(1)</sup> Pre Primary Education <sup>(1)</sup>			Okullaşma Oranı <sup>(1)(4)</sup> Schooling Ratio <sup>(1)(4)</sup>	İlköğretim (İlkokul+Ortaokul) Primary Education (Primary School+Lower Secondary School)			İlkokul			Ortaokul			Ortaöğretim (Lise) Upper Secondary Education			Genel Ortaöğretim <sup>(2)</sup> General Secondary Education <sup>(2)</sup>			Mesleki ve Teknik Ortaöğretim <sup>(3)</sup> Vocational and Technical Secondary Education <sup>(3)</sup>		
		Toplam Total	Erkek Male	Kadın Female	Toplam Total	Erkek Male	Kadın Female		Toplam Total	Erkek Male	Kadın Female	Toplam Total	Erkek Male	Kadın Female	Toplam Total	Erkek Male	Kadın Female	Toplam Total	Erkek Male	Kadın Female	Toplam Total	Erkek Male	Kadın Female	Toplam Total	Erkek Male	Kadın Female
		3-5	4-5	5	3-5	4-5	5		Brüt - Gross	Net - Net	Brüt - Gross	Net - Net	Brüt - Gross	Net - Net	Brüt - Gross	Net - Net	Brüt - Gross	Net - Net	Brüt - Gross	Net - Net	Brüt - Gross	Net - Net	Brüt - Gross	Net - Net	Brüt - Gross	Net - Net
TR813 Bartın	3-5	42,95	44,07	41,78	37,52	38,37	36,64	Brüt - Gross	102,95	101,66	104,30	99,19	98,92	99,46	106,65	104,37	109,02	111,81	109,28	114,42	46,58	42,71	50,56	65,23	66,57	63,86
	4-5	53,53	55,80	51,21	47,18	49,29	45,02	Net - Net	98,28	98,55	97,99	96,41	96,38	96,45	98,73	99,03	98,41	89,71	89,23	90,21	32,49	29,96	35,08	57,23	59,27	55,13
	5	75,75	79,65	71,83	61,16	64,56	57,75																			
TR821 Kastamonu	3-5	40,49	41,33	39,61	36,24	36,65	35,80	Brüt - Gross	104,97	102,59	107,46	100,27	99,82	100,74	109,77	105,47	114,21	114,65	113,37	116,01	55,44	49,79	61,44	59,21	63,57	54,57
	4-5	50,29	51,03	49,51	45,11	45,44	44,77	Net - Net	97,81	97,84	97,78	96,89	96,59	97,21	96,66	96,84	96,47	87,29	87,88	86,66	35,11	31,05	39,43	52,18	56,83	47,22
	5	71,22	74,95	67,38	59,28	61,89	56,60																			
TR822 Çankırı	3-5	45,22	45,12	45,33	39,45	39,10	39,82	Brüt - Gross	95,29	94,63	95,98	91,91	91,55	92,29	98,82	97,90	99,76	105,09	109,82	100,17	50,75	47,21	54,43	54,33	62,61	45,75
	4-5	55,28	55,53	55,02	48,07	48,34	47,79	Net - Net	89,83	89,51	90,16	88,64	88,13	89,19	88,33	87,98	88,69	80,15	80,15	80,15	34,62	29,04	40,40	45,53	51,11	39,75
	5	80,44	81,99	78,75	63,13	64,83	61,28																			
TR823 Sinop	3-5	44,10	45,77	42,36	38,85	39,79	37,87	Brüt - Gross	104,20	102,52	105,96	99,10	98,58	99,64	109,22	106,35	112,27	114,63	114,14	115,14	61,14	54,38	68,11	53,49	59,76	47,03
	4-5	54,73	56,37	53,00	48,30	49,36	47,20	Net - Net	96,80	96,64	96,97	95,51	94,93	96,12	95,77	95,63	95,92	84,91	85,05	84,77	39,18	34,68	43,81	45,74	50,38	40,96
	5	75,92	77,25	74,52	61,38	61,37	61,39																			
TR831 Samsun	3-5	43,68	43,93	43,41	39,16	39,12	39,20	Brüt - Gross	103,28	102,11	104,50	99,92	99,66	100,20	106,59	104,54	108,75	112,64	112,10	113,20	59,53	55,03	64,18	53,11	57,07	49,02
	4-5	54,15	54,30	53,98	48,64	48,54	48,74	Net - Net	97,69	97,70	97,68	96,77	96,51	97,05	96,88	96,97	96,79	85,77	85,04	86,53	40,83	36,54	45,26	44,94	48,50	41,27
	5	72,02	73,23	70,74	59,44	60,05	58,79																			
TR832 Tokat	3-5	53,20	53,55	52,83	47,91	47,93	47,89	Brüt - Gross	98,88	98,02	99,79	95,27	95,09	95,45	102,43	100,88	104,05	105,14	106,50	103,73	50,99	48,73	53,32	54,15	57,77	50,40
	4-5	62,37	62,66	62,05	56,52	56,58	56,45	Net - Net	92,40	92,47	92,34	91,41	91,16	91,67	90,64	90,84	90,43	81,50	81,08	81,94	36,47	33,35	39,70	45,03	47,73	42,23
	5	78,50	79,65	77,26	65,04	65,57	64,47																			
TR833 Çorum	3-5	40,92	41,46	40,34	34,80	34,84	34,75	Brüt - Gross	104,38	102,33	106,52	98,93	98,78	99,09	109,86	105,95	113,90	109,46	109,63	109,29	58,91	55,85	62,12	50,55	53,78	47,17
	4-5	51,39	51,43	51,35	44,28	43,88	44,71	Net - Net	96,53	96,40	96,66	94,69	94,34	95,06	94,70	94,42	94,99	81,84	81,26	82,44	40,02	36,59	43,61	41,81	44,67	38,83
	5	75,87	76,16	75,57	59,86	59,13	60,63																			
TR834 Amasya	3-5	54,27	55,08	53,43	47,13	47,70	46,53	Brüt - Gross	103,11	102,04	104,24	98,41	98,57	98,24	107,87	105,59	110,21	117,57	118,55	116,53	55,13	51,47	58,97	62,44	67,09	57,56
	4-5	67,43	68,20	66,63	58,88	59,51	58,21	Net - Net	97,85	98,03	97,66	95,67	95,71	95,63	98,04	98,14	97,94	93,30	93,34	93,25	40,18	36,05	44,50	53,12	57,29	48,76
	5	92,20	93,87	90,40	72,28	74,03	70,37																			
TR901 Trabzon	3-5	46,09	46,73	45,40	40,66	40,89	40,42	Brüt - Gross	101,88	100,58	103,24	98,37	98,17	98,59	105,46	103,07	107,92	124,13	126,04	122,14	57,60	55,20	60,10	66,53	70,85	62,04
	4-5	57,22	57,80	56,61	50,69	50,87	50,49	Net - Net	97,00	97,09	96,91	95,53	95,21	95,86	96,57	96,81	96,32	96,25	98,33	94,07	41,74	38,83	44,77	54,51	59,50	49,31
	5	77,99	79,66	76,27	63,02	63,59	62,44																			
TR902 Ordu	3-5	39,20	39,61	38,78	34,94	34,90	34,98	Brüt - Gross	100,79	99,88	101,74	98,41	98,10	98,73	103,14	101,67	104,66	100,22	99,14	101,34	42,34	38,22	46,60	57,88	60,92	54,73
	4-5	50,31	50,93	49,66	45,04	45,20	44,87	Net - Net	96,62	96,45	96,81	95,72	95,39	96,08	96,09	95,85	96,33	82,43	81,63	83,26	32,26	28,35	36,30	50,18	53,28	46,97
	5	71,35	73,32	69,30	59,23	60,11	58,30																			
TR903 Giresun	3-5	52,47	54,46	50,39	47,23	48,63	45,75	Brüt - Gross	99,60	98,92	100,31	96,62	96,56	96,69	102,41	101,14	103,73	114,33	115,25	113,36	52,83	49,18	56,68	61,50	66,06	56,68
	4-5	62,38	64,32	60,31	55,76	57,07	54,35	Net - Net	95,17	95,23	95,12	94,16	93,97	94,35	94,83	94,94	94,71	90,48	91,85	89,03	37,43	33,97	41,07	53,05	57,88	47,96
	5	80,69	84,33	76,75	65,00	67,26	62,56																			
TR904 Rize	3-5	44,11	45,36	42,78	39,10	39,76	38,40	Brüt - Gross	103,93	101,99	105,97	98,34	98,16	98,53	109,49	105,80	113,35	140,23	143,29	137,06	65,36	60,58	70,30	74,86	82,71	66,77
	4-5	54,01	55,23	52,69	48,15	48,74	47,51	Net - Net	97,40	97,77	97,02	95,54	95,12	95,98	97,81	98,79	96,78	100,00	100,00	98,81	44,41	41,12	47,80	57,55	63,89	51,01
	5	73,45	75,80	71,06	60,17	61,11	59,13																			
TR905 Artvin	3-5	47,94	49,18	46,62	43,46	44,23	42,62	Brüt - Gross	102,67	101,26	104,14	99,41	98,94	99,90	105,92	103,57	108,37	121,08	120,64	121,55	64,23	57,84	70,99	56,85	62,81	50,56
	4-5	59,35	60,21	58,42	53,80	54,39	53,17	Net - Net	97,41	97,29	97,54	96,28	95,77	96,81	97,21	97,28	97,14	92,32	92,23	92,42	44,07	39,98	48,39	48,25	52,26	44,02
	5	80,81	82,56	78,98	68,11	69,09	67,08																			
TR906 Gümüşhane	3-5	31,45	31,15	31,77	28,76	28,38	29,16	Brüt - Gross	83,39	83,26	83,52	82,54	82,51	82,58	84,23	84,00	84,48	92,35	91,11	93,59	47,24	49,13	45,34	45,11	41,99	48,25
	4-5	38,83	38,20	39,48	35,47	34,74	36,23	Net - Net	79,72	80,18	79,23	80,28	80,11	80,46	78,03	78,99	76,98	69,82	68,86	70,78	31,14	30,83	31,45	38,68	38,03	39,33
	5	50,04	48,23	51,99	42,53	40,60	44,62																			
TRA11 Erzurum	3-5	30,63	31,72	29,48	27,90	28,78	26,96	Brüt - Gross	105,57	104,31	106,89	104,57	104,03	105,13	106,56	104,58	108,60	95,46	98,96	91,79	52,58	55,25	49,77	42,89	43,71	42,02
	4-5	39,20	40,57	37,76	35,91	37,13</																				

## 1.2 İstatistik Bölge Birimleri Sınıflaması 3. düzey ve eğitim seviyesine göre okullaşma oranı (devam)

Schooling ratio by Statistical Regions Level 3 and level of education (continued)

[2014/15 Öğretim yılı başı - Beginning of the educational year 2014/15]

İBBS - 3. Düzey SR_Level 3	Yaş Age	Okul Öncesi Brüt <sup>(1)</sup> Pre Primary Education <sup>(1)</sup>			Okul Öncesi Net <sup>(1)</sup> Pre Primary Education <sup>(1)</sup>			Okullaşma Oranı Schooling Ratio <sup>(1)(4)</sup>	İlköğretim (İlkokul+Ortaokul) Primary Education (Primary School+Lower Secondary School)			İlkokul Primary School			Ortaokul Lower Secondary School			Ortaöğretim (Lise) Upper Secondary Education			Genel Ortaöğretim <sup>(2)</sup> General Secondary Education <sup>(2)</sup>			Mesleki ve Teknik Ortaöğretim <sup>(3)</sup> Vocational and Technical Secondary Education <sup>(3)</sup>		
		Toplam Total	Erkek Male	Kadın Female	Toplam Total	Erkek Male	Kadın Female		Toplam Total	Erkek Male	Kadın Female	Toplam Total	Erkek Male	Kadın Female	Toplam Total	Erkek Male	Kadın Female	Toplam Total	Erkek Male	Kadın Female	Toplam Total	Erkek Male	Kadın Female	Toplam Total	Erkek Male	Kadın Female
		Brüt - Gross	Net - Net	Brüt - Gross	Net - Net	Brüt - Gross	Net - Net		Brüt - Gross	Net - Net	Brüt - Gross	Net - Net	Brüt - Gross	Net - Net	Brüt - Gross	Net - Net	Brüt - Gross	Net - Net	Brüt - Gross	Net - Net	Brüt - Gross	Net - Net	Brüt - Gross	Net - Net	Brüt - Gross	Net - Net
TR24 Adıyaman	3-5	37,74	38,81	36,65	35,79	36,86	34,69	Brüt - Gross	103,31	103,47	103,13	102,93	103,32	102,54	103,68	103,62	103,74	99,79	99,92	99,65	38,34	37,12	39,64	61,45	62,80	60,01
	4-5	47,78	48,77	46,73	45,10	46,23	43,89	Net - Net	97,65	98,05	97,22	96,65	99,09	98,19	94,75	94,97	94,51	78,46	76,75	80,29	26,23	22,97	29,72	52,23	53,79	50,57
	5	55,35	57,04	53,63	49,21	51,13	47,26																			
TRB11 Malatya	3-5	38,97	39,84	38,07	34,01	34,53	33,47	Brüt - Gross	103,34	102,55	104,18	100,01	99,87	100,16	106,92	105,40	108,55	119,73	123,31	115,94	64,53	65,75	63,23	55,20	57,56	52,71
	4-5	50,41	51,16	49,61	44,55	45,12	43,96	Net - Net	97,45	97,49	97,42	96,37	96,20	96,54	96,04	96,05	96,03	86,42	86,73	86,09	42,48	40,51	44,57	43,94	46,22	41,52
	5	73,39	75,94	70,70	59,63	61,72	57,43																			
TRB12 Elazığ	3-5	38,61	39,87	37,26	35,57	36,38	34,71	Brüt - Gross	103,00	101,69	104,39	101,49	100,77	102,24	104,59	102,66	106,63	116,92	119,20	114,56	64,09	64,31	63,85	52,83	54,89	50,71
	4-5	49,03	50,61	47,36	45,16	46,19	44,07	Net - Net	97,05	97,14	96,96	97,04	96,64	97,47	94,83	95,43	94,21	85,03	85,99	84,04	42,03	40,68	43,42	43,00	45,31	40,63
	5	63,40	67,82	58,75	54,49	57,62	51,19																			
TRB13 Bingöl	3-5	30,51	31,91	29,07	28,74	30,03	27,40	Brüt - Gross	106,50	105,49	107,54	103,25	102,81	103,71	109,98	108,37	111,68	105,79	112,44	98,93	58,42	64,24	52,43	47,36	48,20	46,50
	4-5	39,77	41,92	37,57	37,55	39,52	35,53	Net - Net	96,97	97,14	96,79	97,65	97,60	97,71	92,82	93,47	92,15	69,76	73,01	66,41	33,03	34,75	31,25	36,73	38,26	35,16
	5	51,59	53,41	49,71	46,53	47,98	45,03																			
TRB14 Tunceli	3-5	58,52	58,64	58,39	53,16	52,82	53,53	Brüt - Gross	100,93	100,20	101,71	97,12	97,37	96,86	104,94	103,15	106,87	116,87	121,96	111,53	70,43	71,04	69,79	46,44	50,92	41,74
	4-5	72,54	74,06	70,95	65,26	66,11	64,38	Net - Net	95,53	95,28	95,80	94,94	94,79	95,10	94,72	94,00	95,50	81,25	81,83	80,64	47,57	44,96	50,31	33,68	36,88	30,32
	5	88,19	89,32	86,99	71,21	70,87	71,58																			
TRB21 Van	3-5	32,56	33,23	31,88	30,97	31,38	30,55	Brüt - Gross	108,76	108,25	109,29	110,94	110,02	111,91	106,51	106,43	106,60	76,22	81,11	71,07	34,95	40,58	29,02	41,27	40,53	42,05
	4-5	42,03	43,00	41,03	40,40	41,19	39,59	Net - Net	97,40	97,60	97,20	98,96	98,86	99,06	88,01	88,68	87,31	52,44	54,42	50,35	20,39	21,98	18,72	32,05	32,44	31,63
	5	44,90	47,86	41,82	41,17	43,73	38,52																			
TRB22 Muş	3-5	28,54	29,56	27,46	26,91	27,75	26,02	Brüt - Gross	108,95	108,72	109,20	110,86	109,79	111,99	107,02	107,63	106,39	71,23	78,98	63,05	31,75	35,09	28,21	39,49	43,88	34,84
	4-5	36,84	38,12	35,48	35,20	36,28	34,04	Net - Net	97,10	97,01	97,20	98,47	98,37	98,58	87,33	87,27	87,38	49,92	53,57	46,07	18,56	18,35	18,79	31,36	35,22	27,28
	5	42,14	46,28	37,84	38,33	41,96	34,55																			
TRB23 Bitlis	3-5	32,33	32,93	31,70	30,66	31,04	30,27	Brüt - Gross	107,77	107,22	108,36	107,13	106,26	108,06	108,42	108,20	108,66	84,37	96,01	72,08	48,46	57,70	38,69	35,92	38,31	33,39
	4-5	42,35	43,27	41,36	40,39	41,09	39,64	Net - Net	97,24	97,37	97,10	98,56	98,45	98,67	90,38	90,96	89,77	58,80	64,58	52,69	29,70	33,17	26,04	29,09	31,40	26,65
	5	47,85	49,92	45,65	43,33	44,88	41,70																			
TRB24 Hakkari	3-5	24,55	25,12	23,96	23,53	24,02	23,03	Brüt - Gross	101,18	100,27	102,13	105,84	106,19	105,48	96,46	94,28	98,75	96,44	99,89	92,93	48,16	49,05	47,27	48,28	50,85	45,67
	4-5	29,75	30,88	28,58	28,68	29,73	27,60	Net - Net	92,69	93,02	92,34	96,54	97,16	95,90	81,91	82,01	81,81	62,14	61,75	62,54	28,30	26,04	30,60	33,84	35,71	31,94
	5	30,54	33,15	27,88	28,08	30,47	25,63																			
TRC11 Gaziantep	3-5	27,71	28,85	26,53	25,05	25,81	24,26	Brüt - Gross	104,11	103,55	104,69	102,66	102,51	102,83	105,83	104,79	106,92	92,85	95,74	89,81	50,42	53,01	47,69	42,43	42,73	42,12
	4-5	36,49	37,94	34,98	33,25	34,27	32,18	Net - Net	97,90	97,91	97,89	97,73	97,48	97,98	93,90	93,84	93,95	70,83	70,72	70,95	34,11	33,62	34,63	36,72	37,10	36,32
	5	52,54	55,72	49,21	45,03	47,22	42,73																			
TRC12 Adıyaman	3-5	33,47	33,60	33,34	29,98	29,91	30,05	Brüt - Gross	103,88	103,85	103,91	101,85	102,15	101,54	106,11	105,71	106,53	109,53	114,25	104,59	54,19	57,67	50,55	55,34	56,58	54,04
	4-5	44,46	44,48	44,43	40,31	40,21	40,42	Net - Net	97,65	97,86	97,42	97,37	97,41	97,33	94,62	94,67	94,57	76,90	76,17	77,67	31,55	29,67	33,52	45,35	46,50	44,15
	5	63,47	65,67	61,19	53,66	55,39	51,87																			
TRC13 Kilis	3-5	34,24	35,28	33,13	30,03	30,76	29,25	Brüt - Gross	102,50	102,20	102,81	100,64	100,39	100,91	104,62	104,32	104,92	101,48	104,19	98,75	49,35	47,47	51,25	52,13	56,72	47,50
	4-5	44,71	46,39	42,95	39,79	41,05	38,47	Net - Net	97,06	97,17	96,94	96,36	96,01	96,73	94,56	94,63	94,48	79,15	78,75	79,56	33,57	29,30	37,88	45,58	49,45	41,68
	5	63,08	66,44	59,61	51,13	53,40	48,79																			
TRC21 Şanlıurfa	3-5	29,78	30,13	29,42	28,78	28,99	28,56	Brüt - Gross	109,35	108,57	110,16	109,29	108,33	110,30	109,41	108,86	110,00	82,13	92,68	71,17	41,80	48,46	34,90	40,32	44,22	36,27
	4-5	38,80	39,43	38,14	37,62	38,07	37,15	Net - Net	97,97	98,12	97,80	98,92	98,83	99,02	89,51	90,40	88,57	58,52	64,00	52,83	25,02	27,03	22,94	33,50	36,97	29,89
	5	40,92	42,87	38,87	38,12	39,65	36,52																			
TRC22 Diyarbakır	3-5	31,17	31,94	30,37	29,25	29,76	28,71	Brüt - Gross	106,59	105,97	107,24	105,98	105,72	106,25	107,26	106,25	108,32	94,34	99,35	89,13	49,01	53,32	44,54	45,33	46,03	44,59
	4-5	39,97	41,29	38,60	37,62	38,62	36,57	Net - Net	97,93	98,01	97,84	98,48	98,48	98,48	91,95	92,00	91,90	64,25	65,84	62,60	27,49	27,94	27,02	36,76	37,90	35,58
	5	47,69	50,89	44,35	42,13	44,58	39,56																			
TRC31 Mardin	3-5	27,77	28,50	27,00	26,40	26,89	25,88	Brüt - Gross	105,51	105,04	106,00	106,64	105,97	107,33	104,31	104,04	104,59	91,55	99,80	83,08	51,96	58,16	45,60	39,59	41,64	37,48
	4-5	36,12	37,35	34,86	34,49	35,47	33,48	Net - Net	97,56																	

## 1.3 İstatistikî Bölge Birimleri Sınıflaması 3. düzey ve eğitim seviyesine göre okullaşma oranı

Schooling ratio by Statistical Regions Level 3 and level of education

[2013/14 Öğretim yılı başı - Beginning of the educational year 2013/14]

İBBS - 3. Düzey SR - Level 3	Yaş Age	Okul Öncesi Brüt <sup>(1)</sup> Pre Primary Education <sup>(1)</sup>			Okul Öncesi Net <sup>(1)</sup> Pre Primary Education <sup>(1)</sup>			Okullaşma Oranı <sup>(1)(4)</sup> Schooling Ratio <sup>(1)(4)</sup>	İlköğretim (İlkokul+Ortaokul) Primary Education (Primary School+Lower Secondary School)			İlkokul Primary School			Ortaokul Lower Secondary School			Ortaöğretim (Lise) Upper Secondary Education			Genel Ortaöğretim <sup>(2)</sup> General Secondary Education <sup>(2)</sup>			Mesleki ve Teknik Ortaöğretim <sup>(3)</sup> Vocational and Technical Secondary Education <sup>(3)</sup>		
		Toplam Total	Erkek Male	Kadın Female	Toplam Total	Erkek Male	Kadın Female		Toplam Total	Erkek Male	Kadın Female	Toplam Total	Erkek Male	Kadın Female	Toplam Total	Erkek Male	Kadın Female	Toplam Total	Erkek Male	Kadın Female	Toplam Total	Erkek Male	Kadın Female	Toplam Total	Erkek Male	Kadın Female
		TR Türkiye	3-5	28,03	28,61	27,42	27,71		28,23	27,15	Brüt - Gross	110,36	109,18	111,61	111,94	111,49	112,41	108,80	106,89	110,83	103,26	106,05	100,32	55,37	55,19	55,56
TR Turkey	4-5	37,94	38,84	36,98	37,46	38,28	36,59	Net - Net	99,31	99,39	99,23	99,57	99,53	99,61	94,52	94,57	94,47	76,65	77,22	76,05	36,67	34,66	38,78	39,99	42,56	37,27
TR100 İstanbul	3-5	21,52	22,19	20,81	21,35	21,99	20,68	Brüt - Gross	111,50	110,09	113,00	111,10	110,68	111,54	111,92	109,49	114,49	117,06	117,81	116,24	62,50	62,85	62,12	54,56	54,96	54,12
	4-5	28,62	29,62	27,57	28,38	29,32	27,38	Net - Net	99,63	99,74	99,53	99,80	99,78	99,81	95,93	96,06	95,80	81,63	80,77	82,56	35,88	34,41	37,46	45,75	46,36	45,10
	5	32,49	34,29	30,59	32,00	33,71	30,20																			
TR211 Tekirdağ	3-5	29,71	30,28	29,12	29,18	29,70	28,63	Brüt - Gross	108,83	108,14	109,56	108,84	108,70	108,99	108,81	107,56	110,15	109,45	111,17	107,59	58,72	54,35	63,45	50,74	56,82	44,14
	4-5	39,74	40,34	39,10	38,94	39,49	36,37	Net - Net	99,61	99,71	99,50	99,47	99,36	99,59	95,60	95,70	95,80	82,14	82,21	82,06	37,97	32,80	43,57	44,17	49,41	38,49
	5	52,11	53,02	51,14	50,53	51,33	49,69																			
TR212 Edirne	3-5	38,19	40,28	37,46	38,28	39,56	36,94	Brüt - Gross	109,83	109,11	110,59	110,34	110,09	110,61	109,33	108,17	110,57	109,53	115,62	103,02	57,07	53,14	61,27	52,46	62,47	41,75
	4-5	50,04	50,46	49,58	49,03	49,38	46,65	Net - Net	100,00	100,00	100,00	99,69	99,53	99,85	95,37	95,60	95,12	90,48	93,66	87,08	43,82	38,33	49,68	46,66	53,32	37,39
	5	63,04	63,59	62,44	61,09	61,53	60,60																			
TR213 Kırklareli	3-5	38,91	40,28	37,46	38,28	39,56	36,94	Brüt - Gross	107,61	107,07	108,18	107,81	107,54	108,09	107,43	106,63	108,26	106,32	110,78	101,51	52,94	48,78	57,44	53,37	62,00	44,07
	4-5	52,91	54,47	51,25	51,97	53,40	50,46	Net - Net	99,80	99,83	99,76	99,46	99,41	99,52	96,26	96,15	96,36	87,23	88,64	85,70	39,99	34,89	45,48	47,24	53,75	40,22
	5	68,49	70,51	66,34	66,65	68,40	64,79																			
TR221 Balıkesir	3-5	30,73	30,83	30,62	30,27	30,30	30,25	Brüt - Gross	107,30	106,22	108,44	108,63	108,53	108,73	106,04	104,04	108,17	104,16	104,00	104,34	53,82	49,65	58,25	50,34	54,34	46,09
	4-5	42,10	42,68	41,48	41,42	41,88	40,94	Net - Net	99,63	99,62	99,64	99,54	99,45	99,64	96,40	96,26	96,55	83,71	83,18	84,27	39,55	35,16	44,21	44,16	48,02	40,06
	5	53,85	55,25	52,39	52,53	53,68	51,34																			
TR222 Çanakkale	3-5	37,83	38,80	36,84	36,98	37,79	36,17	Brüt - Gross	107,35	106,15	108,62	107,74	107,36	108,15	106,96	104,98	109,08	108,28	111,51	104,90	61,91	57,37	66,64	46,37	54,14	38,26
	4-5	50,76	52,30	49,21	49,52	50,80	48,22	Net - Net	99,24	99,27	99,22	98,83	98,68	99,00	95,31	95,31	95,32	87,81	89,60	85,94	46,73	41,32	52,38	41,08	48,28	33,56
	5	65,52	67,68	63,30	63,03	64,71	61,30																			
TR310 İzmir	3-5	32,18	32,89	31,44	31,80	32,44	31,14	Brüt - Gross	110,21	109,04	111,44	108,61	108,36	108,87	111,81	109,72	114,03	111,98	113,75	110,08	58,38	56,06	60,87	53,60	57,69	49,21
	4-5	42,77	43,73	41,76	42,22	43,07	41,31	Net - Net	99,43	99,43	99,42	99,35	99,23	99,48	96,36	96,23	96,49	82,41	81,23	83,67	38,07	33,88	42,57	44,34	47,36	41,10
	5	50,73	52,71	48,63	49,63	51,42	47,75																			
TR321 Aydın	3-5	32,39	33,11	31,64	31,93	32,57	31,24	Brüt - Gross	108,17	107,49	108,89	110,32	110,39	110,24	106,11	104,69	107,60	100,37	100,60	100,12	56,98	52,64	61,57	43,38	47,96	38,55
	4-5	43,86	44,67	43,00	43,18	43,89	42,42	Net - Net	99,85	99,81	99,88	99,80	99,73	99,87	96,38	96,00	96,78	80,05	78,84	81,32	41,81	36,64	47,26	38,24	42,20	34,07
	5	53,63	55,34	51,82	52,31	53,84	50,70																			
TR322 Denizli	3-5	38,70	39,40	37,95	37,91	38,45	37,33	Brüt - Gross	107,53	106,98	108,11	108,76	108,68	108,85	106,32	105,30	107,39	101,03	100,13	101,98	53,57	49,75	57,60	47,46	50,38	44,38
	4-5	51,15	52,55	49,67	49,99	51,15	48,76	Net - Net	99,78	99,87	99,68	99,38	99,28	99,48	95,58	95,50	95,67	80,73	78,97	82,58	39,00	34,55	43,69	41,73	44,42	38,90
	5	65,37	67,97	62,59	63,12	65,28	60,81																			
TR323 Muğla	3-5	35,78	36,01	35,54	35,17	35,22	35,11	Brüt - Gross	108,01	107,35	108,71	108,88	108,64	109,14	107,14	106,05	108,28	109,13	112,58	105,40	64,94	62,23	67,86	44,19	50,35	37,53
	4-5	48,14	48,63	47,62	47,22	47,47	46,97	Net - Net	99,51	99,45	99,57	99,49	99,28	99,71	95,60	95,39	95,82	81,96	81,69	82,26	43,06	37,78	48,76	38,90	43,91	33,50
	5	63,15	64,94	61,27	61,34	62,63	59,99																			
TR331 Manisa	3-5	30,33	30,88	29,75	29,84	30,27	29,38	Brüt - Gross	107,99	107,06	108,98	109,14	109,01	109,27	106,85	105,14	108,69	99,65	99,76	99,53	49,37	44,42	54,57	50,29	55,35	44,97
	4-5	41,44	42,25	40,58	40,70	41,33	40,04	Net - Net	99,87	99,88	99,87	99,63	99,57	99,69	97,08	96,81	97,36	80,65	80,37	80,95	37,33	32,70	42,20	43,32	47,67	38,74
	5	52,24	54,11	50,28	50,81	52,32	49,22																			
TR332 Afyonkarahisar	3-5	29,00	29,55	28,41	28,69	29,26	28,09	Brüt - Gross	107,39	106,93	107,87	111,94	111,41	112,49	102,95	102,56	103,36	91,70	94,78	88,49	42,40	41,75	43,08	49,30	53,03	45,41
	4-5	40,19	40,89	39,45	39,74	40,47	38,96	Net - Net	98,95	99,05	98,84	99,34	99,19	99,49	94,26	94,41	94,11	74,28	74,66	73,88	30,54	27,68	33,52	43,75	46,98	40,37
	5	47,45	49,10	45,71	46,55	48,26	44,75																			
TR333 Kütahya	3-5	33,64	34,23	33,02	33,11	33,69	32,49	Brüt - Gross	106,92	105,76	108,16	107,88	107,54	108,24	106,00	104,06	108,09	116,83	113,76	55,62	54,04	57,25	61,22	65,75	56,52	
	4-5	46,62	47,31	45,88	45,82	46,51	45,08	Net - Net	99,90	100,00	99,76	99,69	99,76	99,62	97,41	97,66	97,14	90,96	91,97	89,92	39,03	37,39	40,72	51,93	54,57	49,19
	5	58,59	60,09	56,98	57,04	58,53	55,44																			
TR334 Uşak	3-5	31,83	32,41	31,22	31,18	31,63	30,70	Brüt - Gross	106,68	105,92	107,49	108,04	107,68	108,44	105,37	104,20	106,60	104,99	100,84	109,50	64,64	56,75	73,22	40,35	44,09	36,28
	4-5	44,83	45,60	44,00	43,85	44,44	43,22	Net - Net	99,31	99,35	99,27	99,52	99,37	99,69	95,60	95,56	95,64	83,04	79,14	87,28	47,24	39,92	55,21	35,80	39,22	32,07
	5	60,58	62,22	58,87																						

## 1.3 İstatistikî Bölge Birimleri Sınıflaması 3. düzey ve eğitim seviyesine göre okullaşma oranı (devam)

Schooling ratio by Statistical Regions Level 3 and level of education (continued)

[2013/14 Öğretim yılı başı - Beginning of the educational year 2013/14]

İBBS - 3. Düzey SR - Level 3	Okul Öncesi Brüt <sup>(1)</sup> Pre Primary Education <sup>(1)</sup>									Okul Öncesi Net <sup>(1)</sup> Pre Primary Education <sup>(1)</sup>			Okullaşma Oranı <sup>(1)(4)</sup> Schooling Ratio <sup>(1)(4)</sup>	İlköğretim (İlkokul+Ortaokul) Primary Education (Primary School+Lower Secondary School)						Ortaokul Lower Secondary School						Ortaöğretim (Lise) Upper Secondary Education			Genel Ortaöğretim <sup>(2)</sup> General Secondary Education <sup>(2)</sup>			Mesleki ve Teknik Ortaöğretim <sup>(3)</sup> Vocational and Technical Secondary Education <sup>(3)</sup>		
	Yaş Age	Toplam Total	Erkek Male	Kadın Female	Toplam Total	Erkek Male	Kadın Female	Toplam Total	Erkek Male	Kadın Female	Toplam Total	Erkek Male		Kadın Female	Toplam Total	Erkek Male	Kadın Female	Toplam Total	Erkek Male	Kadın Female	Toplam Total	Erkek Male	Kadın Female	Toplam Total	Erkek Male	Kadın Female	Toplam Total	Erkek Male	Kadın Female					
																														Brüt - Gross	Net - Net	Brüt - Gross	Net - Net	Brüt - Gross
TR425 Yalova	3-5	34,02	34,51	33,51	33,67	34,08	33,26	Brüt - Gross	107,82	106,54	109,18	108,42	108,70	108,12	107,25	104,51	110,19	113,29	113,89	112,63	59,97	58,03	62,09	53,32	55,86	50,54								
	4-5	45,11	46,35	43,88	44,61	45,71	43,51	Net - Net	98,56	98,88	98,22	98,59	99,17	97,98	95,50	95,38	95,62	85,13	84,73	85,56	40,89	38,11	43,93	44,24	46,62	41,63								
	5	53,55	56,46	50,65	52,53	55,16	49,90																											
TR510 Ankara	3-5	29,61	30,06	29,14	29,31	29,69	28,91	Brüt - Gross	108,05	106,89	109,29	108,69	108,48	108,92	107,42	105,30	109,66	116,32	118,30	114,22	64,90	63,82	66,04	51,42	54,49	48,18								
	4-5	39,13	39,78	38,44	38,68	39,22	38,10	Net - Net	99,98	100,00	99,94	99,76	99,68	99,85	97,32	97,21	97,44	88,83	88,02	89,70	44,98	41,94	48,20	43,85	46,07	41,49								
	5	48,69	50,45	46,83	47,81	49,36	46,17																											
TR521 Konya	3-5	27,22	27,57	26,85	26,78	27,05	26,50	Brüt - Gross	108,42	107,78	109,09	111,12	110,92	111,33	105,73	104,66	106,85	97,84	98,18	97,47	45,27	45,97	44,53	52,57	52,21	52,94								
	4-5	37,89	38,53	37,22	37,24	37,76	36,70	Net - Net	99,61	99,70	99,51	99,68	99,59	99,77	95,52	95,38	95,67	75,50	74,76	76,28	30,50	29,51	31,53	45,01	45,25	44,75								
	5	46,92	48,74	45,02	45,66	47,23	44,02																											
TR522 Karaman	3-5	35,00	34,71	35,30	34,68	34,32	35,05	Brüt - Gross	106,35	105,60	107,15	108,59	108,28	108,92	104,24	103,06	105,47	108,21	105,69	110,77	66,59	64,28	68,94	41,62	41,41	41,82								
	4-5	47,92	48,00	47,83	47,45	47,43	47,46	Net - Net	99,38	99,34	99,42	99,51	99,44	99,58	95,67	95,44	95,91	84,19	81,77	86,65	48,62	45,52	51,78	35,56	36,24	34,87								
	5	59,19	61,13	57,19	58,24	59,99	56,44																											
TR611 Antalya	3-5	38,46	39,14	37,74	37,55	38,09	36,97	Brüt - Gross	108,85	107,99	109,76	109,08	108,91	109,26	108,61	107,04	110,27	110,24	109,92	110,59	65,71	65,05	66,43	44,53	44,88	44,17								
	4-5	52,28	53,30	51,20	50,92	51,73	50,06	Net - Net	99,42	99,53	99,30	99,06	98,94	99,20	95,07	94,97	95,17	80,80	79,08	82,65	43,21	40,31	48,33	37,59	38,78	36,32								
	5	65,30	67,78	62,68	62,63	64,69	60,45																											
TR612 Isparta	3-5	38,73	39,27	38,15	37,74	38,13	37,33	Brüt - Gross	108,30	107,75	108,90	111,69	111,85	111,51	104,98	103,72	106,32	115,50	116,37	114,61	56,81	53,57	60,11	58,69	62,80	54,50								
	4-5	50,49	51,15	49,80	49,05	49,49	48,59	Net - Net	100,00	100,00	100,00	99,58	99,57	99,60	94,61	94,25	95,00	93,69	92,29	95,12	42,86	38,31	47,51	50,83	53,99	47,61								
	5	66,92	68,73	65,01	64,09	65,46	62,63																											
TR613 Burdur	3-5	42,44	42,45	42,42	40,04	39,95	40,14	Brüt - Gross	105,47	104,78	106,21	108,77	108,56	108,99	102,38	101,27	103,58	105,42	105,33	105,51	56,06	49,96	62,43	49,36	55,37	43,08								
	4-5	57,86	58,79	56,87	54,27	55,01	53,48	Net - Net	98,53	98,38	98,68	98,02	97,92	98,12	92,28	91,74	92,85	86,48	85,20	87,83	43,80	37,30	50,59	42,68	47,90	37,24								
	5	78,40	80,47	76,24	71,28	72,92	69,56																											
TR621 Adana	3-5	25,43	26,10	24,73	25,10	25,68	24,48	Brüt - Gross	110,35	109,51	111,24	112,71	112,66	112,76	108,01	106,38	109,72	99,28	102,12	96,30	58,20	55,26	61,29	41,09	46,86	35,02								
	4-5	34,67	35,57	33,71	34,17	34,95	33,34	Net - Net	99,60	99,67	99,52	99,67	99,57	99,77	94,06	93,89	94,24	75,53	76,34	74,67	43,36	39,75	47,15	32,17	36,58	27,52								
	5	40,80	42,39	39,11	39,82	41,18	38,39																											
TR622 Mersin	3-5	40,97	41,46	40,46	40,37	40,75	39,98	Brüt - Gross	109,39	108,56	110,27	111,27	110,98	111,58	107,55	106,19	109,00	99,86	100,64	99,04	54,28	51,29	57,41	45,58	49,34	41,64								
	4-5	54,23	54,99	53,43	53,34	53,93	52,72	Net - Net	99,46	99,58	99,33	99,47	99,33	99,62	94,75	94,70	94,82	77,42	77,33	77,51	40,12	36,85	43,55	37,30	40,48	33,97								
	5	60,73	63,22	58,15	58,98	61,13	56,76																											
TR631 Hatay	3-5	40,79	41,47	40,08	40,53	41,16	39,85	Brüt - Gross	107,90	107,11	108,73	111,33	111,06	111,61	104,39	103,07	105,78	95,72	99,42	91,81	48,94	47,34	50,63	46,79	52,08	41,19								
	4-5	55,62	56,67	54,50	55,22	56,22	54,16	Net - Net	99,15	99,29	99,02	99,35	99,31	99,40	95,02	94,99	95,04	75,57	77,84	73,17	34,78	32,34	37,37	40,80	45,51	35,81								
	5	65,34	67,39	63,16	64,56	66,50	62,50																											
TR632 Kahramanmaraş	3-5	24,00	24,59	23,38	23,62	24,15	23,07	Brüt - Gross	109,24	108,85	109,66	112,04	112,03	112,04	106,45	105,64	107,30	90,50	94,25	86,50	46,09	46,68	45,47	44,41	47,57	41,03								
	4-5	33,81	34,68	32,89	33,25	34,04	32,42	Net - Net	99,03	99,18	98,88	99,39	99,35	99,43	93,35	93,16	93,54	68,49	69,47	67,46	31,16	29,63	32,79	37,34	39,84	34,67								
	5	42,33	44,23	40,33	41,24	42,96	39,43																											
TR633 Osmaniye	3-5	27,40	28,01	26,75	26,33	26,79	25,85	Brüt - Gross	109,55	109,59	109,50	113,29	113,62	112,95	105,76	105,50	106,03	100,11	101,44	98,70	48,21	45,56	50,99	51,89	55,88	47,71								
	4-5	38,40	39,26	37,47	36,80	37,44	36,12	Net - Net	99,45	99,61	99,28	99,03	98,81	99,26	90,94	90,52	91,37	78,60	78,10	79,13	35,85	32,60	39,26	42,75	45,50	39,87								
	5	53,14	54,95	51,47	49,99	51,41	48,43																											
TR711 Kırıkkale	3-5	29,94	31,32	28,49	29,53	30,74	28,26	Brüt - Gross	105,35	103,99	106,75	107,60	106,39	108,83	103,36	101,91	104,89	109,79	114,12	105,35	50,60	47,33	53,95	59,19	66,79	51,40								
	4-5	41,21	42,93	39,41	40,61	42,07	39,07	Net - Net	97,79	97,76	97,82	97,61	97,13	98,09	94,53	94,78	94,26	87,01	87,30	86,72	37,89	34,65	41,23	49,12	52,65	45,49								
	5	53,73	57,08	50,19	52,57	55,44	49,54																											
TR712 Aksaray	3-5	27,18	28,31	25,99	26,97	28,05	25,83	Brüt - Gross	109,15	109,03	109,28	115,10	115,13	115,07	103,22	102,88	103,58	87,55	87,85	87,23	49,33	46,23	52,56	38,22	41,62	34,67								
	4-5	37,60	38,65	36,46	37,29	38,27	36,22	Net - Net	99,55	99,75	99,34	99,65	99,62	99,68	93,03	92,92	93,15	68,80	67,89	69,74	35,66	31,30	40,21	33,14	36,58	29,54								
	5	46,61	48,88	44,15	45,99	48,13	43,67																											
TR713 Niğde	3-5	28,81	30,05	27,50	28,49	29,67	27,23	Brüt - Gross	106,90	106,62	107,21	110,28	109,93	110,66	103,65	103,36	103,94	90,24</																

## 1.3 İstatistikî Bölge Birimleri Sınıflaması 3. düzey ve eğitim seviyesine göre okullaşma oranı (devam)

Schooling ratio by Statistical Regions Level 3 and level of education (continued)

[2013/14 Öğretim yılı başı - Beginning of the educational year 2013/14]

İBBS - 3. Düzey SR - Level 3	Yaş Age	Okul Öncesi Brüt <sup>(1)</sup> Pre Primary Education <sup>(1)</sup>			Okul Öncesi Net <sup>(1)</sup> Pre Primary Education <sup>(1)</sup>			Okullaşma Oranı <sup>(1)(4)</sup> Schooling Ratio <sup>(1)(4)</sup>	İlköğretim (İlkokul+Ortaokul) Primary Education (Primary School+Lower Secondary School)			İlkokul Primary School			Ortaokul Lower Secondary School			Ortaöğretim (Lise) Upper Secondary Education			Genel Ortaöğretim <sup>(2)</sup> General Secondary Education <sup>(2)</sup>			Mesleki ve Teknik Ortaöğretim <sup>(2)</sup> Vocational and Technical Secondary Education <sup>(2)</sup>		
		Toplam Total	Erkek Male	Kadın Female	Toplam Total	Erkek Male	Kadın Female		Toplam Total	Erkek Male	Kadın Female	Toplam Total	Erkek Male	Kadın Female	Toplam Total	Erkek Male	Kadın Female	Toplam Total	Erkek Male	Kadın Female	Toplam Total	Erkek Male	Kadın Female	Toplam Total	Erkek Male	Kadın Female
		Brüt - Gross	Net - Net	Brüt - Gross	Net - Net	Brüt - Gross	Net - Net		Brüt - Gross	Net - Net	Brüt - Gross	Net - Net	Brüt - Gross	Net - Net	Brüt - Gross	Net - Net	Brüt - Gross	Net - Net	Brüt - Gross	Net - Net	Brüt - Gross	Net - Net	Brüt - Gross	Net - Net	Brüt - Gross	Net - Net
TR813 Bartın	3-5	32,10	32,74	31,43	31,74	32,16	31,32	Brüt - Gross	107,23	105,98	108,54	108,93	108,62	109,28	105,71	103,59	107,91	108,79	108,13	109,46	45,58	41,77	49,44	63,21	66,36	60,02
	4-5	43,57	44,64	42,49	43,05	43,78	42,31	Net - Net	100,00	100,00	99,83	100,00	100,00	100,00	98,07	98,14	98,00	86,45	86,88	86,02	31,78	28,83	34,78	54,67	58,06	51,24
	5	49,87	52,61	47,15	48,85	50,90	46,81																			
TR821 Kastamonu	3-5	29,82	30,76	28,80	29,55	30,41	28,64	Brüt - Gross	109,09	107,36	110,89	109,16	109,02	109,31	109,02	105,77	112,39	108,56	107,56	109,63	54,74	47,43	62,49	53,82	60,12	47,14
	4-5	40,53	41,84	39,12	40,14	41,31	38,88	Net - Net	99,59	99,73	99,45	99,74	99,52	99,97	97,08	97,17	96,99	83,92	84,93	82,85	36,48	31,21	42,08	47,44	53,72	40,77
	5	46,62	49,15	43,83	45,85	48,13	43,34																			
TR822 Çankırı	3-5	36,32	37,12	35,46	35,92	36,52	35,28	Brüt - Gross	96,04	95,46	96,64	97,41	97,03	97,81	94,75	94,00	95,55	98,54	105,53	91,46	45,42	43,05	47,83	53,12	62,48	43,63
	4-5	47,04	47,79	46,22	46,45	46,91	45,96	Net - Net	88,48	88,15	88,83	89,23	88,84	89,63	84,71	84,11	85,35	75,71	78,19	73,21	31,45	27,05	35,91	44,27	51,14	37,30
	5	52,44	53,83	50,97	51,28	52,06	50,47																			
TR823 Sınop	3-5	34,02	34,34	33,68	33,63	34,05	33,17	Brüt - Gross	107,53	106,59	108,51	107,20	107,22	107,17	107,84	106,01	109,72	111,45	111,80	111,09	61,15	53,11	69,52	50,30	58,69	41,57
	4-5	45,53	45,81	45,24	44,95	45,38	44,49	Net - Net	98,05	98,46	97,63	97,69	97,63	97,74	95,32	95,79	94,83	83,56	84,66	82,41	40,51	34,58	46,68	43,05	50,08	35,73
	5	52,96	54,35	51,50	51,80	53,48	50,00																			
TR831 Samsun	3-5	32,09	32,50	31,66	31,84	32,18	31,48	Brüt - Gross	108,48	107,18	109,83	110,33	109,87	110,80	106,82	104,77	108,97	106,25	105,16	107,37	58,05	53,24	63,04	48,19	51,92	44,34
	4-5	43,25	44,06	42,41	42,88	43,58	42,15	Net - Net	99,75	99,90	99,59	100,00	100,00	100,00	97,07	97,24	96,90	81,33	80,87	81,80	40,59	36,45	44,87	40,74	44,42	36,93
	5	47,93	49,77	46,02	47,20	48,82	45,51																			
TR832 Tokat	3-5	30,82	30,75	30,88	30,27	30,14	30,41	Brüt - Gross	104,31	103,55	105,10	106,06	106,28	105,83	102,74	101,13	104,45	99,08	101,13	96,97	48,01	45,67	50,42	51,08	55,47	46,55
	4-5	41,03	41,26	40,78	40,21	40,34	40,07	Net - Net	95,62	95,74	95,49	95,93	95,90	95,97	91,80	91,72	91,89	77,76	78,32	77,18	34,94	31,98	37,98	42,82	46,34	39,20
	5	47,74	48,62	46,82	46,14	46,80	45,43																			
TR833 Çorum	3-5	30,03	29,95	30,11	29,62	29,54	29,71	Brüt - Gross	108,34	107,21	109,52	108,42	108,84	107,98	108,27	105,70	110,91	103,08	103,82	102,29	55,16	52,00	58,51	47,91	51,82	43,79
	4-5	40,37	40,27	40,47	39,77	39,65	39,88	Net - Net	99,07	99,22	98,91	99,03	99,21	98,85	94,98	94,62	95,34	78,39	78,27	78,51	38,33	35,00	41,85	40,05	43,27	36,66
	5	51,80	52,63	50,94	50,61	51,49	49,78																			
TR834 Amasya	3-5	48,92	50,43	47,36	48,38	49,74	46,96	Brüt - Gross	107,84	107,12	108,61	108,07	107,98	108,16	107,64	106,33	108,99	113,06	115,61	110,40	54,40	51,32	57,60	58,66	64,29	52,79
	4-5	61,95	64,22	59,55	61,13	63,21	58,95	Net - Net	100,00	100,00	100,00	100,00	100,00	100,00	98,34	98,64	98,03	90,68	91,51	89,83	40,45	36,28	44,80	50,23	55,23	45,03
	5	66,01	68,89	63,00	64,42	66,91	61,81																			
TR901 Trabzon	3-5	36,16	36,63	35,65	35,83	36,21	35,43	Brüt - Gross	106,90	106,25	107,57	109,85	109,92	109,77	104,22	102,90	105,58	117,37	117,43	117,30	57,73	55,07	60,49	59,64	62,35	56,81
	4-5	47,76	48,65	46,82	47,28	48,01	46,50	Net - Net	99,78	100,06	99,50	99,71	99,70	99,71	96,95	97,18	96,72	91,40	91,16	91,65	42,93	39,81	46,17	48,47	51,35	45,48
	5	52,56	54,38	50,62	51,59	53,11	49,97																			
TR902 Ordu	3-5	29,54	29,77	29,30	29,38	29,54	29,21	Brüt - Gross	104,62	103,69	105,61	107,92	107,62	108,24	101,77	100,25	103,36	93,51	92,27	94,79	41,15	36,05	46,45	52,36	56,21	48,35
	4-5	40,05	40,29	39,80	39,81	39,95	39,66	Net - Net	97,54	97,42	97,67	97,97	97,81	98,13	94,92	94,67	95,18	77,12	76,46	77,81	31,71	27,16	36,46	45,40	49,30	41,35
	5	46,54	47,83	45,17	46,07	47,17	44,91																			
TR903 Giresun	3-5	37,97	38,83	37,04	37,70	38,45	36,89	Brüt - Gross	105,75	105,05	106,50	108,79	108,46	109,13	103,15	102,13	104,22	114,20	116,02	112,29	54,76	50,56	59,18	59,44	65,46	53,11
	4-5	49,74	50,54	48,89	49,34	49,97	48,65	Net - Net	98,71	98,70	98,72	99,28	98,97	99,61	95,85	95,85	95,85	90,94	93,01	88,77	40,08	36,29	44,07	50,87	56,73	44,70
	5	53,45	55,33	51,42	52,65	54,21	50,96																			
TR904 Rize	3-5	32,75	33,15	32,32	32,46	32,87	32,01	Brüt - Gross	108,13	106,44	109,89	107,82	107,27	108,39	108,41	105,68	111,23	137,13	139,80	134,33	65,39	59,67	71,40	71,74	80,13	62,93
	4-5	43,47	43,92	42,99	43,04	43,51	42,54	Net - Net	99,41	99,86	98,94	98,94	98,78	99,10	97,84	98,69	96,96	100,00	100,00	97,98	44,57	40,88	48,45	56,85	63,81	49,53
	5	49,63	51,29	47,89	48,77	50,48	46,99																			
TR905 Artvin	3-5	36,77	37,18	36,34	36,53	36,81	36,23	Brüt - Gross	107,12	105,86	108,43	108,04	107,83	108,27	106,28	104,09	108,57	121,11	119,74	122,56	68,25	61,57	75,36	52,86	58,17	47,20
	4-5	49,03	50,25	47,75	48,67	49,70	47,59	Net - Net	99,00	99,10	98,90	99,10	99,04	99,16	97,23	97,34	97,12	92,67	92,45	92,90	47,69	43,70	51,93	44,98	48,75	40,97
	5	55,17	56,29	53,99	54,45	55,19	53,68																			
TR906 Gümüşhane	3-5	25,19	25,78	24,60	25,03	25,64	24,42	Brüt - Gross	103,13	103,10	103,16	121,05	121,79	120,27	87,10	86,51	87,72	97,64	97,05	98,23	49,87	51,29	48,43	47,77	45,76	49,80
	4-5	33,24	34,32	32,85	33,01	34,11	31,89	Net - Net	93,18	93,80	92,52	92,44	93,27	91,56	80,77	81,05	80,46	73,25	72,15	74,35	32,77	31,86	33,68	40,48	40,29	40,67
	5	36,69	37,65	35,74	36,22	37,22	35,22																			
TRA11 Erzurum	3-5	24,90	25,71	24,05	24,65	25,36	23,89	Brüt - Gross	111,57	109,34	113,88	114,85	113,61	116,14	108,53	105,38	111,79	90,75	95,79	85,44	52,56	55,62	49,34	38,19	40,18	36,10

## 1.3 İstatistikî Bölge Birimleri Sınıflaması 3. düzey ve eğitim seviyesine göre okullaşma oranı (devam)

Schooling ratio by Statistical Regions Level 3 and level of education (continued)

[2013/14 Öğretim yılı başı - Beginning of the educational year 2013/14]

İBBS - 3. Düzey SR - Level 3	Yaş Age	Okul Öncesi Brüt <sup>(1)</sup> Pre Primary Education <sup>(1)</sup>			Okul Öncesi Net <sup>(1)</sup> Pre Primary Education <sup>(1)</sup>			Okullaşma Oranı <sup>(1)(4)</sup> Schooling Ratio <sup>(1)(4)</sup>	İlköğretim (İlkokul+Ortaokul) Primary Education (Primary School+Lower Secondary School)			İlkokul Primary School			Ortaokul Lower Secondary School			Ortaöğretim (Lise) Upper Secondary Education			Genel Ortaöğretim <sup>(2)</sup> General Secondary Education <sup>(2)</sup>			Mesleki ve Teknik Ortaöğretim <sup>(3)</sup> Vocational and Technical Secondary Education <sup>(3)</sup>		
		Toplam Total	Erkek Male	Kadın Female	Toplam Total	Erkek Male	Kadın Female		Toplam Total	Erkek Male	Kadın Female	Toplam Total	Erkek Male	Kadın Female	Toplam Total	Erkek Male	Kadın Female	Toplam Total	Erkek Male	Kadın Female	Toplam Total	Erkek Male	Kadın Female	Toplam Total	Erkek Male	Kadın Female
		Brüt - Gross	Net - Net	Brüt - Gross	Net - Net	Brüt - Gross	Net - Net		Brüt - Gross	Net - Net	Brüt - Gross	Net - Net	Brüt - Gross	Net - Net	Brüt - Gross	Net - Net	Brüt - Gross	Net - Net	Brüt - Gross	Net - Net	Brüt - Gross	Net - Net	Brüt - Gross	Net - Net	Brüt - Gross	Net - Net
TRA24 Ardahan	3-5	31,25	30,70	31,82	31,14	30,62	31,68	Brüt - Gross	107,97	107,84	108,11	111,08	111,03	111,13	105,06	104,88	105,26	95,61	97,22	93,89	44,81	43,00	46,76	50,80	54,23	47,13
	4-5	42,36	42,01	42,71	42,20	41,88	42,52	Net - Net	98,42	98,89	97,92	99,99	100,00	99,88	94,42	94,85	93,96	75,91	75,44	76,41	31,78	28,70	35,08	44,13	46,75	41,33
	5	40,05	42,91	37,24	39,72	42,65	36,84																			
TRB11 Malatya	3-5	30,27	30,89	29,62	29,91	30,46	29,33	Brüt - Gross	109,15	108,27	110,07	110,36	110,07	110,66	107,97	106,54	109,48	117,83	121,38	114,06	70,25	70,54	69,93	47,59	50,84	44,13
	4-5	41,38	42,63	40,09	40,85	42,00	39,66	Net - Net	99,61	99,78	99,42	99,95	100,00	99,89	96,26	96,28	96,25	85,02	85,57	84,43	48,06	45,43	50,86	36,96	40,14	33,57
	5	47,94	50,67	45,12	46,89	49,42	44,28																			
TRB12 Elazığ	3-5	29,59	30,58	28,54	29,45	30,39	28,45	Brüt - Gross	108,70	107,41	110,06	111,70	111,10	112,34	105,83	103,84	107,90	113,26	116,46	109,94	68,12	68,79	67,43	45,14	47,67	42,51
	4-5	39,46	41,00	37,81	39,25	40,72	37,68	Net - Net	98,37	98,62	98,09	98,99	98,84	99,14	94,73	95,25	94,19	82,78	84,88	80,59	46,06	45,51	46,64	36,72	39,37	33,96
	5	39,36	42,31	36,17	38,95	41,76	35,92																			
TRB13 Bingöl	3-5	24,74	25,59	23,87	24,69	25,54	23,83	Brüt - Gross	113,06	110,65	115,61	112,35	111,97	112,76	113,79	109,31	118,54	100,55	108,17	92,69	56,61	63,23	49,79	43,94	44,95	42,90
	4-5	34,30	35,39	33,20	34,23	35,31	33,14	Net - Net	97,88	97,98	97,78	98,88	99,30	98,45	91,90	92,10	91,70	64,55	69,04	59,93	31,38	34,01	28,66	33,18	35,03	31,27
	5	34,49	36,28	32,68	34,35	36,12	32,56																			
TRB14 Tunceli	3-5	47,90	49,92	45,85	47,70	49,60	45,77	Brüt - Gross	105,11	103,51	106,84	105,77	105,52	106,04	104,51	101,64	107,57	121,23	131,43	111,05	88,11	92,52	83,72	33,12	38,91	27,34
	4-5	60,27	62,29	58,22	59,96	61,81	58,10	Net - Net	96,71	96,08	97,38	97,84	97,94	97,74	93,57	92,09	95,14	81,54	82,20	80,89	59,72	57,19	62,25	21,82	25,01	18,63
	5	63,74	64,48	62,99	63,13	63,50	62,75																			
TRB21 Van	3-5	27,04	27,29	26,77	26,74	27,00	26,47	Brüt - Gross	116,00	114,41	117,65	120,03	119,05	121,07	112,11	109,95	114,36	69,77	76,61	62,47	37,42	44,28	30,11	32,35	32,34	32,36
	4-5	37,47	38,02	36,88	37,03	37,58	36,44	Net - Net	98,17	98,32	98,01	99,89	100,00	99,76	87,14	87,86	86,39	46,45	49,85	42,83	21,99	24,69	19,12	24,46	25,15	23,71
	5	35,65	37,41	33,78	34,77	36,54	32,88																			
TRB22 Muş	3-5	22,37	22,64	22,09	22,19	22,46	21,90	Brüt - Gross	120,56	117,53	123,75	125,64	122,46	128,99	115,78	112,85	118,84	62,94	73,24	52,07	27,77	32,24	23,04	35,18	41,00	29,02
	4-5	31,24	32,23	30,20	30,96	31,95	29,91	Net - Net	99,00	98,68	99,32	99,90	99,99	99,80	86,46	86,47	86,46	42,42	48,05	36,47	15,35	16,38	14,27	27,06	31,67	22,20
	5	30,33	32,30	28,26	29,77	31,75	27,69																			
TRB23 Bitlis	3-5	24,86	25,10	24,60	24,70	24,93	24,45	Brüt - Gross	116,72	114,19	119,41	117,61	115,95	119,39	115,86	112,49	119,43	77,72	89,84	64,71	44,53	54,01	34,36	33,18	35,83	30,35
	4-5	34,16	34,86	33,42	33,92	34,61	33,19	Net - Net	98,39	98,46	98,32	99,76	99,86	99,64	90,17	90,71	89,58	53,15	59,28	46,57	26,50	30,37	22,35	26,64	28,91	24,21
	5	32,67	33,94	31,35	32,18	33,42	30,89																			
TRB24 Hakkari	3-5	15,66	16,08	15,23	15,45	15,85	15,02	Brüt - Gross	108,27	105,95	110,70	116,47	116,76	116,17	100,30	95,53	105,33	95,67	104,94	86,20	59,00	66,93	50,89	36,68	38,01	35,31
	4-5	20,24	20,67	19,78	19,92	20,34	19,46	Net - Net	95,21	94,76	95,67	99,31	99,41	99,21	82,77	81,87	83,72	59,28	62,38	56,11	35,48	37,27	33,65	23,80	25,11	22,47
	5	17,99	18,52	17,41	17,35	17,88	16,78																			
TRC11 Gaziantep	3-5	21,03	21,78	20,25	20,84	21,56	20,09	Brüt - Gross	111,21	110,30	112,17	113,18	112,85	113,53	109,08	107,55	110,70	87,03	90,15	83,75	51,56	55,21	47,71	35,47	34,94	36,04
	4-5	29,57	30,79	28,30	29,28	30,45	28,06	Net - Net	99,49	99,61	99,37	99,64	99,60	99,68	94,33	94,27	94,40	66,00	66,58	65,40	35,43	36,24	34,57	30,58	30,34	30,83
	5	34,27	36,41	32,06	33,71	35,75	31,59																			
TRC12 Adıyaman	3-5	25,44	25,63	25,24	25,22	25,36	25,07	Brüt - Gross	110,31	109,84	110,80	112,16	112,19	112,14	108,51	107,56	109,50	104,15	109,30	98,79	59,08	62,95	55,04	45,07	46,34	43,75
	4-5	35,63	36,47	34,76	35,30	36,07	34,51	Net - Net	99,51	99,66	99,35	100,00	99,94	100,00	94,88	94,91	94,85	72,86	73,31	72,40	36,05	35,15	36,99	36,81	38,16	35,41
	5	41,14	42,82	39,41	40,51	42,05	38,92																			
TRC13 Kilis	3-5	27,19	27,52	26,85	26,94	27,21	26,66	Brüt - Gross	108,20	107,12	109,31	110,41	109,95	110,89	105,91	104,07	107,74	101,71	105,77	97,60	52,67	51,32	54,03	49,04	54,46	43,57
	4-5	38,04	38,53	37,52	37,66	38,06	37,23	Net - Net	98,18	98,36	97,99	99,04	99,01	99,06	93,19	93,24	93,14	77,31	78,20	76,40	34,85	30,78	38,96	42,46	47,42	37,43
	5	41,73	44,04	39,21	40,99	43,14	38,64																			
TRC21 Şanlıurfa	3-5	24,64	24,97	24,30	24,56	24,86	24,24	Brüt - Gross	118,46	116,30	120,72	121,54	119,47	123,73	115,15	112,92	117,51	75,01	86,51	62,96	43,69	52,56	34,39	31,32	33,95	28,57
	4-5	33,97	34,65	33,25	33,84	34,49	33,15	Net - Net	99,19	99,27	99,12	99,72	99,80	99,64	89,47	90,32	88,57	53,06	59,79	46,01	27,09	31,23	22,75	25,98	28,57	23,26
	5	29,21	30,65	27,70	28,95	30,32	27,51																			
TRC22 Diyarbakır	3-5	24,71	25,54	23,83	24,55	25,35	23,71	Brüt - Gross	115,71	113,73	117,79	117,36	116,41	118,36	114,06	111,06	117,22	90,10	97,08	82,84	55,22	60,28	49,95	34,88	36,80	32,89
	4-5	33,51	34,88	32,08	33,28	34,59	31,90	Net - Net	99,68	99,71	99,65	100,00	100,00	100,00	92,52	92,59	92,45	60,50	63,81	57,05	33,19	34,53	31,81	27,31	29,29	25,25
	5	32,14	34,44	29,74	31,68	33,88	29,39																			
TRC31 Mardin	3-5	19,76	20,31	19,18	19,64	20,17	19,10	Brüt - Gross	113,46	111,84	115,14	117,36	116,66	118,08	109,58	107,05	112,21	87,33	98,60	75,76	55,84	64,46	46,99	31,49	34,14	28,76
	4-5	27,7																								

**1.4 Öğretim yılı ve eğitim (5 yıllık zorunlu eğitim) seviyesine göre cinsiyet oranı**

Sex ratio by educational year and level of education (5-year compulsory education)

( % )

Öğretim yılı Educational year	Cinsiyet Oranı <sup>(1)</sup> - Sex Ratio <sup>(1)</sup>			
	İlkokul Primary School	Ortaokul ve dengi Junior High School and Equivalent	Lise ve dengi High School and Equivalent	Yükseköğretim Higher Education
1994/'95	94,85	67,80	65,60	65,19
1995/'96	94,72	67,91	67,59	67,40
1996/'97	93,84	69,34	70,07	66,93

(1) Cinsiyet oranı tanımı için açıklamalar bölümüne bakınız.

(1) See the explanations for the definition of sex ratio.

**1.5 Öğretim yılı ve eğitim seviyesine göre cinsiyet oranı**

Sex ratio by educational year and level of education

( % )

Öğretim yılı Educational year	Cinsiyet Oranı <sup>(1)</sup> - Sex Ratio <sup>(1)</sup>		
	İlköğretim <sup>(2)</sup> Primary Education <sup>(2)</sup>	Ortaöğretim Secondary Education	Yükseköğretim Higher Education
1997/'98	85,63	74,70	69,58
1998/'99	86,97	75,50	69,44
1999/'00	88,54	74,74	70,96
2000/'01	89,64	74,41	73,56
2001/'02	90,71	75,87	75,17
2002/'03	91,10	72,32	74,33
2003/'04	91,86	78,01	74,09
2004/'05	92,33	78,72	74,66
2005/'06	93,33	78,76	77,20
2006/'07	94,11	79,65	77,65
2007/'08	96,39	85,81	78,74
2008/'09	97,91	88,99	80,08
2009/'10	98,91	88,59	83,38
2010/'11	100,42	89,74	86,24
2011/'12	100,41	93,29	87,38

Cinsiyet Oranı <sup>(1)</sup> - Sex Ratio <sup>(1)</sup>

Öğretim yılı Educational year	İlkokul Primary School	Cinsiyet Oranı <sup>(1)</sup> - Sex Ratio <sup>(1)</sup>	
		Ortaokul Lower Secondary School	Ortaöğretim Upper Secondary Education
Yükseköğretim Higher Education			
2012/'13	100,59	102,94	94,15
2013/'14	100,82	103,69	94,59
2014/'15	100,57	101,10	95,40

(1) Cinsiyet oranı tanımı için açıklamalar bölümüne bakınız.

(1) See the explanations for the definition of sex ratio.

(2) 18.08.1997 tarihli ve 4306 sayılı Kanun ile 1997/'98 öğretim yılından itibaren 8 yıllık kesintisiz, 30.03.2012 tarihli ve 6287 sayılı Kanun ile 2012/'13 öğretim yılından itibaren de 12 yıllık kademeli zorunlu eğitime geçilmiştir.

(2) Compulsory education was expanded to 8 uninterrupted with law No. 4306 dated 18.08.1997 as of 1997/'98 educational year, but to 12 gradual years with law No. 6287 dated 30.03.2012 as of 2012/'13 educational year.

## 1.6. 2014-2015 öğretim yılı ilköğretim (ilkokul+ortaokul) ve ortaöğretim il bazı cinsiyet oranı

The sex ratio of primary education (primary school+lower secondary school) and upper secondary education by provinces in 2014-2015 educational year

İBBS - 3. Düzey Level 3	SR -	İlköğretim (İlkokul+Ortaokul) Cinsiyet Oranı <sup>(1)</sup> Sex Ratio of Primary Education (Primary School+Lower Secondary School) <sup>(1)</sup>	Ortaöğretim Cinsiyet Oranı <sup>(1)</sup> Sex Ratio of Upper Secondary Education <sup>(1)</sup>	İBBS - 3. Düzey SR - Level 3	İlköğretim (İlkokul+Ortaokul) Cinsiyet Oranı <sup>(1)</sup> Sex Ratio of Primary Education (Primary School+Lower Secondary School) <sup>(1)</sup>	Ortaöğretim Cinsiyet Oranı <sup>(1)</sup> Sex Ratio of Upper Secondary Education <sup>(1)</sup>
Toplam - Total		101,81	95,40	TR723 Yozgat	100,22	97,44
TR100 İstanbul		102,31	98,34	TR811 Zonguldak	102,62	102,02
TR211 Tekirdağ		101,19	96,55	TR812 Karabük	101,05	98,84
TR212 Edirne		101,28	94,27	TR813 Bartın	102,60	104,70
TR213 Kırklareli		101,70	93,65	TR821 Kastamonu	104,74	102,33
TR221 Balıkesir		102,52	100,50	TR822 Çankırı	101,43	91,21
TR222 Çanakkale		101,78	95,86	TR823 Sinop	103,36	100,88
TR310 İzmir		102,49	97,62	TR831 Samsun	102,34	100,98
TR321 Aydın		101,84	96,50	TR832 Tokat	101,80	97,39
TR322 Denizli		101,07	97,68	TR833 Çorum	104,09	99,69
TR323 Muğla		101,34	97,60	TR834 Amasya	102,16	98,30
TR331 Manisa		101,76	98,95	TR901 Trabzon	102,64	96,91
TR332 Afyonkarahisar		100,18	90,97	TR902 Ordu	101,86	102,22
TR333 Kütahya		102,82	94,28	TR903 Giresun	101,41	98,36
TR334 Uşak		102,15	107,43	TR904 Rize	103,90	95,65
TR411 Bursa		102,33	97,66	TR905 Artvin	102,85	100,75
TR412 Eskişehir		102,50	96,52	TR906 Gümüşhane	100,31	102,72
TR413 Bilecik		102,94	101,64	TRA11 Erzurum	102,48	92,75
TR421 Kocaeli		103,00	96,55	TRA12 Erzincan	102,89	90,30
TR422 Sakarya		102,95	102,69	TRA13 Bayburt	102,08	94,38
TR423 Düzce		104,00	108,70	TRA21 Ağrı	101,61	86,13
TR424 Bolu		103,04	91,58	TRA22 Kars	100,08	93,59
TR425 Yalova		106,39	98,58	TRA23 Iğdır	100,37	109,20
TR510 Ankara		102,30	96,33	TRA24 Ardahan	99,67	99,72
TR521 Konya		101,25	99,01	TRB11 Malatya	101,59	94,02
TR522 Karaman		100,61	98,68	TRB12 Elazığ	102,65	96,11
TR611 Antalya		101,85	100,08	TRB13 Bingöl	101,94	87,99
TR612 Isparta		101,12	98,44	TRB14 Tunceli	101,51	91,44
TR613 Burdur		101,16	97,51	TRB21 Van	100,96	87,62
TR621 Adana		101,11	89,85	TRB22 Muş	100,44	79,84
TR622 Mersin		101,47	99,07	TRB23 Bitlis	101,06	75,07
TR631 Hatay		101,38	98,33	TRB 24 Hakkari	101,86	93,03
TR632 Kahramanmaraş		100,73	93,88	TRC11 Gaziantep	101,10	93,80
TR633 Osmaniye		100,29	99,13	TRC12 Adıyaman	100,06	91,54
TR711 Kırıkkale		102,30	95,28	TRC13 Kilis	100,60	94,78
TR712 Aksaray		100,99	101,07	TRC21 Şanlıurfa	101,46	76,79
TR713 Niğde		100,58	98,12	TRC22 Diyarbakır	101,20	89,71
TR714 Nevşehir		101,43	98,96	TRC31 Mardin	100,92	83,25
TR715 Kırşehir		100,56	93,03	TRC32 Batman	100,59	85,09
TR721 Kayseri		101,90	96,00	TRC33 Şırnak	100,83	84,55
TR722 Sivas		101,41	89,47	TRC34 Siirt	102,25	73,66

(1) Cinsiyet oranı tanımını için açıklamalar bölümüne bakınız.

(1) See the explanations for the definition of sex ratio.



**1.7 Okul türü ve öğretim yılına göre okul / birim, öğretmen, öğrenci ve mezun olan öğrenci sayısı**  
Number of schools / units, teachers, students and graduates by type of school and educational year

Okul Türü Type Of School	Öğretim Yılı Educational Year	Okul /Birim <sup>(4)</sup> School /Unit <sup>(4)</sup>	Öğretmen <sup>(5)</sup> Teacher <sup>(5)</sup>	Öğrenci <sup>(2)(3)</sup> Student <sup>(2)(3)</sup>	Mezun Graduate	
<b>İlkokul</b> Primary school	1923/'24	4 894	10 238	341 941	-	
	1940/'41	10 596	20 564	955 957	71 854	
	1960/'61	24 398	62 526	2 866 501	304 406	
	1980/'81	45 660	215 459	5 694 860	951 833	
<b>Genel ortaokul</b> General junior high school	1923/'24	72	796	5 905	-	
	1940/'41	238	3 867	95 332	16 089	
	1960/'61	745	12 080	291 266	42 686	
	1980/'81	4 320	35 913	1 147 512	243 088	
<b>İlköğretim<sup>(1)</sup></b> Primary education <sup>(1)</sup>	2004/'05	35 611	401 288	10 565 389	1 125 012	
	2005/'06	34 990	389 859	10 673 935	1 108 986	
	2006/'07	34 656	402 829	10 846 930	1 130 599	
	2007/'08	34 093	445 452	10 870 570	1 193 761	
	2008/'09	33 769	453 318	10 709 920	1 180 162	
	2009/'10	33 310	485 677	10 916 643	1 185 938	
	2010/'11	32 797	503 328	10 981 100	1 226 473	
	2011/'12	32 108	515 852	10 979 301	1 252 147	
	<b>İlkokul</b> Primary school	2012/'13	29 169	282 043	5 593 910	-
		2013/'14	28 532	288 444	5 574 916	-
2014/'15		27 544	295 252	5 434 150	-	
<b>Ortaokul</b> Junior high school	2012/'13	16 987	269 759	5 566 986	1 205 507	
	2013/'14	17 019	280 804	5 478 399	1 275 541	
	2014/'15	16 969	296 065	5 278 107	-	
<b>Genel ortaöğretim</b> General secondary education	1923/'24	23	513	1 241	-	
	1940/'41	82	1 544	24 862	5 081	
	1960/'61	194	4 219	75 632	11 977	
	1980/'81	1 167	41 334	534 605	109 130	
	2004/'05	2 939	93 209	1 937 055	379 511	
	2005/'06	3 406	102 581	2 075 617	410 109	
	2006/'07	3 690	103 389	2 142 218	465 809	
	2007/'08	3 830	106 270	1 980 452	213 506	
	2008/'09	4 053	107 789	2 271 900	366 444	
	2009/'10	4 067	111 896	2 420 691	399 478	
	2010/'11	4 102	118 378	2 676 123	392 064	
	2011/'12	4 171	122 716	2 666 066	380 548	
	2012/'13	4 214	119 393	2 725 972	388 522	
	2013/'14	3 744	117 353	2 906 291	429 943	
2014/'15	3 955	123 160	2 902 954	-		
<b>Mesleki ve teknik ortaokul ve lise</b> Vocational and technical junior high school and high school	1923/'24	64	583	6 547	-	
	1940/'41	103	1 355	20 264	2 995	
	1960/'61	530	8 333	108 221	23 507	
	1980/'81	1 864	33 969	520 332	101 240	
	2004/'05	3 877	74 405	1 102 394	211 323	
	2005/'06	4 029	82 736	1 182 637	235 219	
	2006/'07	4 244	84 276	1 244 499	263 726	
	2007/'08	4 450	84 771	1 264 870	108 235	
	2008/'09	4 622	88 924	1 565 264	182 450	
	2009/'10	4 846	94 966	1 819 448	263 416	
<b>Mesleki ve Teknik Ortaöğretim</b> Vocational and technical secondary education	2010/'11	5 179	104 327	2 072 487	314 448	
	2011/'12	5 501	113 098	2 090 220	332 154	
	2012/'13	6 204	135 502	2 269 651	339 270	
	2013/'14	7 211	161 288	2 513 887	426 866	
	2014/'15	5 106	175 218	2 788 117	-	
	<b>Fakülte ve yüksekokul</b> Faculty and higher education school	1923/'24	9	307	2 914	321
		1940/'41	20	967	12 844	1 678
		1960/'61	55	4 071	65 297	6 025
		1980/'81	321	20 917	237 369	31 841
		2004/'05	1 283	82 096	1 969 086	316 128
2005/'06		1 306	84 785	2 181 217	340 599	
2006/'07		1 339	89 329	2 291 762	378 818	
2007/'08		1 387	98 766	2 372 136	409 023	
2008/'09		1 495	100 504	2 757 828	447 132	
2009/'10		1 617	105 427	3 322 559	520 614	
2010/'11		1 756	111 495	3 626 642	496 794	
2011/'12		1 914	118 839	4 112 687	573 434	
2012/'13		2 086	130 653	4 676 566	648 535	
2013/'14		2 748	142 437	5 139 469	-	

(1) 18.08.1997 tarihli ve 4306 sayılı Kanun ile 1997/'98 öğretim yılından itibaren 8 yıllık kesintisiz, 30.03.2012 tarihli ve 6287 sayılı Kanun ile 2012/'13 öğretim yılından itibaren de 12 yıllık kademeli zorunlu eğitime geçilmiştir.

(2) Açık ilköğretim ve açık lise öğrencilerini de kapsar.

(3) Önlisans ve lisans düzeyindeki öğrenci sayılarını kapsar.

(4) Faal olan okullar kapsanmıştır.

(5) Toplam öğretmen, kadrolu öğretmenleri kapsar.

(1) Compulsory education was expanded to 8 uninterrupted with law No. 4306 dated 18.08.1997 as of 1997/'98 educational year, but to 12 gradual years with law No. 6287 dated 30.03.2012 as of 2012/'13 educational year.

(2) Students in open primary education and open high school are also included.

(3) Number of associate and undergraduate students are included.

(4) Active schools are included.

(5) Total of teachers includes permanent teaching staff.

## 1.8 Okul türü ve öğretim yılına göre okul, öğretmen, şube, öğrenci ve mezun olan öğrenci sayısı

Number of schools, teachers, divisions, students and graduates by type of school and educational year

Okul Türü ve Öğretim Yılı Type of School and Educational Year	Öğretmen <sup>(2)(4)</sup> Teacher <sup>(2)(4)</sup>				Şube Division	Öğrenci Student			Mezun <sup>(5)</sup> Graduate <sup>(5)</sup>		
	Okul <sup>(6)</sup> School <sup>(6)</sup>	Toplam Total	Erkek Male	Kadın Female		Toplam Total	Erkek Male	Kadın Female	Toplam Total	Erkek Male	Kadın Female
<b>Okul öncesi Eğitim<sup>(1)</sup> - Pre - Primary Education<sup>(1)</sup></b>											
2003' 04	13 285	17 511	694	16 817	16 710	344 741	179 988	164 753	-	-	-
2004' 05	15 978	22 152	1 161	20 991	31 547	434 771	226 959	207 812	-	-	-
2005' 06	18 539	20 910	1 167	19 743	31 511	550 146	286 347	263 799	-	-	-
2006' 07	20 675	24 775	1 181	23 594	36 654	640 849	334 252	306 597	-	-	-
2007' 08	22 506	25 901	1 218	24 683	40 857	701 762	366 209	335 553	-	-	-
2008' 09	23 653	29 342	1 644	27 698	45 030	804 765	421 033	383 732	-	-	-
2009' 10	26 681	42 716	2 069	40 647	53 235	980 654	511 127	469 527	-	-	-
2010' 11	27 606	48 330	3 414	44 916	57 707	1 115 818	580 296	535 522	-	-	-
2011' 12	28 625	55 883	2 954	52 929	61 937	1 169 556	607 052	562 504	-	-	-
2012' 13	27 197	62 933	3 620	59 313	61 920	1 077 933	562 179	515 754	-	-	-
2013' 14	26 698	63 327	3 387	59 940	63 273	1 059 495	555 194	504 301	-	-	-
2014' 15	26 972	68 038	4 070	63 968	67 387	1 156 661	607 247	549 414	-	-	-
<b>İlkokul - Primary School</b>											
1992' 93	49 974	235 721	134 899	100 822	306 615	6 707 725	3 543 917	3 163 808	1 209 112	644 931	564 181
1993' 94	49 599	237 943	135 552	102 391	282 477	6 526 296	3 433 959	3 092 337	1 218 225	650 563	567 662
1994' 95	48 429	233 073	131 516	101 557	277 323	6 466 648	3 401 163	3 065 485	1 194 313	636 083	558 230
1995' 96	49 240	231 900	130 752	101 148	268 098	6 403 300	3 370 218	3 033 082	1 177 790	625 382	552 408
1996' 97	47 313	217 131	122 581	94 550	256 989	6 389 060	3 375 510	3 013 550	1 147 311	613 055	534 256
<b>Resmi - Public</b>											
1992' 93	49 770	233 169	134 614	98 555	304 804	6 664 160	3 519 757	3 144 403	1 200 724	640 266	560 458
1993' 94	49 378	235 206	135 244	99 962	280 565	6 481 181	3 408 902	3 072 279	1 209 374	645 587	563 787
1994' 95	48 196	230 152	131 170	98 982	275 221	6 418 095	3 374 110	3 043 985	1 184 883	630 907	553 976
1995' 96	48 953	228 442	130 238	98 204	265 652	6 347 995	3 339 254	3 008 741	1 167 719	619 721	547 998
1996' 97	46 978	212 960	122 008	90 952	253 928	6 321 400	3 337 776	2 983 624	1 135 445	606 379	529 066
<b>Özel - Private</b>											
1992' 93	204	2 552	285	2 267	1 811	43 565	24 160	19 405	8 388	4 665	3 723
1993' 94	221	2 737	308	2 429	1 912	45 115	25 057	20 058	8 851	4 976	3 875
1994' 95	233	2 921	346	2 575	2 102	48 553	27 053	21 500	9 430	5 176	4 254
1995' 96	287	3 458	514	2 944	2 446	55 305	30 964	24 341	10 071	5 661	4 410
1996' 97	335	4 171	573	3 598	3 061	67 660	37 734	29 926	11 866	6 676	5 190

(1) Resmi ilkokulların bünyesinde bulunan anasınıfı öğretmenleri resmi ilkokul öğretmenleri içerisinde, kız teknik okulu bünyesindeki uygulamalı anasınıfı öğretmenleri kız meslek lisesi içerisinde birer kere daha gösterilmiştir.

(1) Nursery class teachers within public primary schools are once again included in primary school teachers. Applied nursery class teachers within technical schools for girls are once again included in teachers of vocational high schools for girls.

(2) Öğretmen sayısı sütununda kadrolu öğretmenler ile öğretmen olmayıp , ders okutanlar kapsamıştır. Lise bünyesindeki ortaokul öğretmenleri bağlı buldukları lise öğretmenleri içerisinde gösterilmiştir. 1997/98 öğretim yılından itibaren kadrolu öğretmen bilgileri verilmiştir. 2007-2008 öğretim yılından itibaren kadrolu ve sözleşmeli öğretmenleri kapsar.

(2) Teachers column includes permanent and other teaching staff. Junior high school teachers within high schools are included in the teachers of high schools. Data on permanent teaching staff is given as of the educational year 1997/98. The data includes permanent and contractual teaching staff as of the educational year 2007-2008.

(3) 18.08.1997 tarih ve 4306 sayılı yasa ile 1997/98 öğretim yılından itibaren 8 yıllık kesintisiz zorunlu eğitime geçilmiştir.

(3) Compulsory education was expanded to 8 years with law No. 4306 dated 18.08.1997 as of the educational year 1997/98.

(4) Öğretmen sütununda kadrolu öğretmenler gösterilmiştir. Lise bünyesindeki ortaokul öğretmenleri bağlı buldukları lise öğretmenleri içerisinde gösterilmiştir. 2007-2008 öğretim yılından itibaren kadrolu ve sözleşmeli öğretmenleri kapsar.

(4) Teachers column includes permanent teaching staff. Lower secondary school teachers within high schools are included in the teachers of high schools. The data includes permanent and contractual teaching staff as of the educational year 2007-2008.

(5) Sistem gereği mezun olan öğrenci sayısı bir öğretim yılı sonra verilmektedir.

(5) The number of graduates are given in the following educational year.

(6) Faal olan okullar kapsamıştır.

(6) Active schools are included.

## 1.8 Okul türü ve öğretim yılına göre okul, öğretmen, şube, öğrenci ve mezun olan öğrenci sayısı (devam)

Number of schools, teachers, divisions, students and graduates by type of school and educational year (continued)

Okul Türü ve Öğretim Yılı Type of School and Educational Year	Öğretmen <sup>(2)(4)</sup> Teacher <sup>(2)(4)</sup>				Şube Division	Öğrenci Student			Mezun <sup>(5)</sup> Graduate <sup>(5)</sup>		
	Okul <sup>(6)</sup> School <sup>(6)</sup>	Toplam Total	Erkek Male	Kadın Female		Toplam Total	Erkek Male	Kadın Female	Toplam Total	Erkek Male	Kadın Female
<b>Ortaokul - Junior High School</b>											
1992' 93	7 544	56 055	35 331	20 724	57 462	2 556 339	1 575 026	981 313	731 451	451 906	279 545
1993' 94	8 318	61 968	38 244	23 724	60 809	2 636 558	1 612 355	1 024 203	789 269	484 167	305 102
1994' 95	8 897	64 871	38 619	26 252	63 405	2 674 986	1 623 762	1 051 224	813 692	489 221	324 471
1995' 96	9 385	70 661	41 502	29 159	64 978	2 645 440	1 605 478	1 039 962	789 839	475 944	313 895
1996' 97	9 830	72 164	42 094	30 070	66 763	2 622 594	1 579 612	1 042 982	829 537	504 605	324 932
<b>Genel Ortaokul - General Junior High School</b>											
1992' 93	6 680	55 457	35 059	20 398	50 420	2 242 875	1 393 735	849 140	652 044	406 443	245 601
1993' 94	7 425	61 457	37 989	23 468	53 297	2 303 418	1 424 809	878 609	695 931	432 374	263 557
1994' 95	7 993	64 520	38 430	26 090	55 355	2 318 915	1 426 255	892 660	714 306	435 126	279 180
1995' 96	8 493	70 345	41 315	29 030	56 913	2 296 386	1 414 760	881 626	696 359	426 197	270 162
1996' 97	8 844	71 808	41 893	29 915	58 432	2 269 620	1 389 357	880 263	733 484	454 142	279 342
<b>Resmi -Public</b>											
1992' 93	6 458	55 407	35 053	20 354	48 204	2 180 168	1 358 796	821 372	638 831	399 307	239 524
1993' 94	7 194	61 387	37 979	23 408	50 986	2 238 774	1 388 880	849 894	681 148	424 345	256 803
1994' 95	7 745	64 456	38 416	26 040	53 020	2 254 951	1 390 376	864 575	699 792	427 349	272 443
1995' 96	8 211	70 287	41 302	28 985	54 407	2 229 662	1 377 473	852 189	681 051	417 929	263 122
1996' 97	8 530	71 744	41 881	29 863	55 757	2 201 197	1 350 952	850 245	718 744	446 310	272 434
<b>Özel - Private</b>											
1992' 93	222	50	6	44	2 216	62 707	34 939	27 768	13 213	7 136	6 077
1993' 94	231	70	10	60	2 311	64 644	35 929	28 715	14 783	8 029	6 754
1994' 95	248	64	14	50	2 335	63 964	35 879	28 085	14 514	7 777	6 737
1995' 96	282	58	13	45	2 506	66 724	37 287	29 437	15 308	8 268	7 040
1996' 97	314	64	12	52	2 675	68 423	38 405	30 018	14 740	7 832	6 908
<b>Mesleki ve Teknik Ortaokul - Vocational and Technical Junior High School</b>											
1992' 93	864	598	272	326	7 042	313 464	181 291	132 173	79 407	45 463	33 944
1993' 94	893	511	255	256	7 512	333 140	187 546	145 594	93 338	51 793	41 545
1994' 95	904	351	189	162	8 050	356 071	197 507	158 564	99 386	54 095	45 291
1995' 96	892	316	187	129	8 065	349 054	190 718	158 336	93 480	49 747	43 733
1996' 97	986	356	201	155	8 331	352 974	190 255	162 719	96 053	50 463	45 590
<b>Resmi -Public</b>											
1992' 93	862	598	272	326	7 034	313 162	181 291	131 871	79 270	45 463	33 807
1993' 94	892	511	255	256	7 505	332 959	187 546	145 413	93 275	51 793	41 482
1994' 95	903	351	189	162	8 044	355 908	197 507	158 401	99 332	54 095	45 237
1995' 96	891	316	187	129	8 059	348 912	190 718	158 194	93 434	49 747	43 687
1996' 97	985	356	201	155	8 325	352 847	190 255	162 592	96 014	50 463	45 551
<b>Özel - Private</b>											
1992' 93	2	-	-	-	8	302	-	302	137	-	137
1993' 94	1	-	-	-	7	181	-	181	63	-	63
1994' 95	1	-	-	-	6	163	-	163	54	-	54
1995' 96	1	-	-	-	6	142	-	142	46	-	46
1996' 97	1	-	-	-	6	127	-	127	39	-	39

## 1.8 Okul türü ve öğretim yılına göre okul, öğretmen, şube, öğrenci ve mezun olan öğrenci sayısı (devam)

Number of schools, teachers, divisions, students and graduates by type of school and educational year (continued)

Okul Türü ve Öğretim Yılı Type of School and Educational Year	Öğretmen <sup>(2)(4)</sup> Teacher <sup>(2)(4)</sup>				Şube Division	Öğrenci Student			Mezun <sup>(5)</sup> Graduate <sup>(5)</sup>		
	Okul <sup>(6)</sup> School <sup>(6)</sup>	Toplam Total	Erkek Male	Kadın Female		Toplam Total	Erkek Male	Kadın Female	Toplam Total	Erkek Male	Kadın Female
<b>İlköğretim</b> <sup>(2)(3)(4)</sup> - Primary Education <sup>(2)(3)(4)</sup>											
<b>2007/ 08</b>	34 093	445 452	223 406	222 046	392 521	10 870 570	5 676 872	5 193 698	1 193 761	635 015	558 746
<b>2008/ 09</b>	33 769	453 318	224 644	228 674	408 221	10 709 920	5 553 871	5 156 049	1 180 162	627 177	552 985
<b>2009/ 10</b>	33 310	485 677	232 948	252 729	416 930	10 916 643	5 632 328	5 284 315	1 185 938	627 637	558 301
<b>2010/ 11</b>	32 797	503 328	237 254	266 074	418 334	10 981 100	5 623 476	5 357 624	1 226 473	643 872	582 601
<b>2011/ 12</b>	32 108	515 852	238 854	276 998	422 751	10 979 301	5 622 661	5 356 640	1 252 147	653 022	599 125
<b>Resmi- Public</b>											
<b>2007/ 08</b>	33 227	422 264	216 376	205 888	379 541	10 644 383	5 554 107	5 090 276	1 163 458	618 230	545 228
<b>2008/ 09</b>	32 862	428 429	217 429	211 000	394 733	10 469 932	5 423 732	5 046 200	1 148 238	609 707	538 531
<b>2009/ 10</b>	32 431	458 046	224 275	233 771	402 770	10 664 676	5 496 195	5 168 481	1 153 252	609 945	543 307
<b>2010/ 11</b>	31 899	473 904	228 042	245 862	403 988	10 713 806	5 479 157	5 234 649	1 191 939	625 267	566 672
<b>2011/ 12</b>	31 177	484 161	228 922	255 239	407 563	10 692 329	5 468 164	5 224 165	1 214 410	632 686	581 724
<b>Özel- Private</b>											
<b>2007/ 08</b>	866	23 188	7 030	16 158	12 980	226 187	122 765	103 422	30 303	16 785	13 518
<b>2008/ 09</b>	907	24 889	7 215	17 674	13 488	239 988	130 139	109 849	31 924	17 470	14 454
<b>2009/ 10</b>	879	27 631	8 673	18 958	14 160	251 967	136 133	115 834	32 686	17 692	14 994
<b>2010/ 11</b>	898	29 424	9 212	20 212	14 346	267 294	144 319	122 975	34 534	18 605	15 929
<b>2011/ 12</b>	931	31 691	9 932	21 759	15 188	286 972	154 497	132 475	37 737	20 336	17 401
<b>İlkokul - Primary School</b>											
<b>2012/ 13</b>	29 169	282 043	118 937	163 106	251 027	5 593 910	2 862 730	2 731 180	-	-	-
<b>2013/ 14</b>	28 532	288 444	120 661	167 783	251 801	5 574 916	2 850 072	2 724 844	-	-	-
<b>2014/ 15</b>	27 544	295 252	122 174	173 078	255 451	5 434 150	2 781 411	2 652 739	-	-	-
<b>Resmi - Public</b>											
<b>2012/ 13</b>	28 177	261 497	113 776	147 721	242 337	5 426 529	2 773 707	2 652 822	-	-	-
<b>2013/ 14</b>	27 461	267 171	115 548	151 623	241 876	5 390 591	2 752 373	2 638 218	-	-	-
<b>2014/ 15</b>	26 339	273 058	116 770	156 288	244 126	5 230 878	2 673 876	2 557 002	-	-	-
<b>Özel- Private</b>											
<b>2012/ 13</b>	992	20 546	5 161	15 385	8 690	167 381	89 023	78 358	-	-	-
<b>2013/ 14</b>	1 071	21 273	5 113	16 160	9 925	184 325	97 699	86 626	-	-	-
<b>2014/ 15</b>	1 205	22 194	5 404	16 790	11 325	203 272	107 535	95 737	-	-	-
<b>Ortaokul - Junior High School</b>											
<b>2012/ 13</b>	16 987	269 759	129 356	140 403	193 079	5 566 986	2 815 534	2 751 452	1 205 507	628 347	577 160
<b>2013/ 14</b>	17 019	280 804	131 513	149 291	195 273	5 478 399	2 762 595	2 715 804	1 275 541	657 212	618 329
<b>2014/ 15</b>	16 969	296 065	136 393	159 672	201 220	5 278 107	2 670 118	2 607 989	-	-	-
<b>Resmi - Public</b>											
<b>2012/ 13</b>	16 083	250 833	122 352	128 481	184 616	5 402 692	2 726 551	2 676 141	1 166 004	606 917	559 087
<b>2013/ 14</b>	16 047	259 345	123 527	135 818	185 735	5 296 380	2 664 307	2 632 073	1 230 391	633 051	597 340
<b>2014/ 15</b>	15 858	273 049	127 579	145 470	190 068	5 069 683	2 557 505	2 512 178	-	-	-
<b>Özel- Private</b>											
<b>2012/ 13</b>	904	18 926	7 004	11 922	8 463	164 294	88 983	75 311	39 503	21 430	18 073
<b>2013/ 14</b>	972	21 459	7 986	13 473	9 538	182 019	98 288	83 731	45 150	24 161	20 989
<b>2014/ 15</b>	1 111	23 016	8 814	14 202	11 152	208 424	112 613	95 811	-	-	-
<b>Ortaöğretim - Secondary Education</b>											
<b>2007/ 08</b>	8 280	191 041	111 958	79 083	105 606	3 245 322	1 789 238	1 456 084	321 741	182 058	139 683
<b>2008/ 09</b>	8 675	196 713	115 030	81 683	123 930	3 837 164	2 079 941	1 757 223	548 894	264 988	283 906
<b>2009/ 10</b>	8 913	206 862	120 174	86 688	139 420	4 240 139	2 302 541	1 937 598	662 894	342 017	320 877
<b>2010/ 11</b>	9 281	222 705	128 093	94 612	146 814	4 748 610	2 586 171	2 162 439	706 512	360 783	345 729
<b>2011/ 12</b>	9 672	235 814	134 153	101 661	148 703	4 756 286	2 526 428	2 229 858	712 702	355 457	357 245
<b>2012/ 13</b>	10 418	254 895	141 899	112 996	170 184	4 995 623	2 643 414	2 352 209	727 792	362 676	365 116
<b>2013/ 14</b>	10 955	278 641	151 613	127 028	177 774	5 420 178	2 859 482	2 560 696	856 809	426 730	430 079
<b>2014/ 15</b>	9 061	298 378	159 925	138 453	200 339	5 691 071	2 988 928	2 702 143	-	-	-
<b>Genel Ortaöğretim - General Secondary Education</b>											
<b>2007/ 08</b>	3 830	106 270	60 931	45 339	62 380	1 980 452	1 044 607	935 845	213 506	115 530	97 976
<b>2008/ 09</b>	4 053	107 789	61 801	45 988	69 959	2 271 900	1 186 244	1 085 656	366 444	169 351	197 093
<b>2009/ 10</b>	4 067	111 896	63 915	47 981	75 180	2 420 691	1 268 098	1 152 593	399 478	193 784	205 694
<b>2010/ 11</b>	4 102	118 378	67 040	51 338	77 966	2 676 123	1 408 446	1 267 677	392 064	188 269	203 795
<b>2011/ 12</b>	4 171	122 716	68 554	54 162	77 608	2 666 066	1 375 231	1 290 835	380 548	179 947	200 601
<b>2012/ 13</b>	4 214	119 393	65 697	53 696	85 533	2 725 972	1 401 933	1 324 039	388 522	181 534	206 988
<b>2013/ 14</b>	3 744	117 353	63 719	53 634	84 803	2 906 291	1 488 037	1 418 254	429 943	205 792	224 151
<b>2014/ 15</b>	3 955	123 160	66 473	56 687	80 665	2 902 954	1 492 653	1 410 301	-	-	-

## 1.8 Okul türü ve öğretim yılına göre okul, öğretmen, şube, öğrenci ve mezun olan öğrenci sayısı (devam)

Number of schools, teachers, divisions, students and graduates by type of school and educational year (continued)

Okul Türü ve Öğretim Yılı Type of School and Educational Year	Öğretmen <sup>(2)(4)</sup> Teacher <sup>(2)(4)</sup>				Şube Division	Öğrenci Student			Mezun <sup>(6)</sup> Graduate <sup>(5)</sup>		
	Okul <sup>(6)</sup> School <sup>(6)</sup>	Toplam Total	Erkek Male	Kadın Female		Toplam Total	Erkek Male	Kadın Female	Toplam Total	Erkek Male	Kadın Female
<b>Resmi - Public</b>											
2006/ 07	2 994	90 716	53 023	37 693	56 552	2 056 671	1 109 909	946 762	440 441	225 268	215 173
2007/ 08	3 119	93 131	54 709	38 422	55 946	1 887 625	993 944	893 681	200 756	108 252	92 504
2008/ 09	3 270	93 073	54 800	38 273	63 013	2 161 004	1 125 610	1 035 394	345 407	158 564	186 843
2009/ 10	3 358	95 784	55 827	39 957	67 895	2 304 072	1 203 432	1 100 640	374 200	179 928	194 272
2010/ 11	3 328	101 473	58 548	42 925	70 121	2 547 677	1 335 936	1 211 741	363 838	172 483	191 355
2011/ 12	3 331	103 330	58 735	44 595	69 532	2 532 250	1 299 983	1 232 267	350 549	163 354	187 195
2012/ 13	3 307	99 196	56 046	43 150	77 216	2 587 161	1 324 912	1 262 249	357 094	163 787	193 307
2013/ 14	2 737	95 785	53 607	42 178	75 417	2 765 681	1 411 207	1 354 474	396 145	187 082	209 063
2014/ 15	2 781	99 707	55 275	44 432	70 030	2 738 673	1 403 670	1 335 003	-	-	-
<b>Özel - Private</b>											
2006/ 07	696	12 673	6 015	6 658	6 112	85 547	46 509	39 038	25 368	14 690	10 678
2007/ 08	711	13 139	6 222	6 917	6 434	92 827	50 663	42 164	12 750	7 278	5 472
2008/ 09	783	14 716	7 001	7 715	6 946	110 896	60 634	50 262	21 037	10 787	10 250
2009/ 10	709	16 112	8 088	8 024	7 285	116 619	64 666	51 953	25 278	13 856	11 422
2010/ 11	774	16 905	8 492	8 413	7 845	128 446	72 510	55 936	28 226	15 786	12 440
2011/ 12	840	19 386	9 819	9 567	8 076	133 816	75 248	58 568	29 999	16 593	13 406
2012/ 13	907	20 197	9 651	10 546	8 317	138 811	77 021	61 790	31 428	17 747	13 681
2013/ 14	1 007	21 568	10 112	11 456	9 386	140 610	76 830	63 780	33 798	18 710	15 088
2014/ 15	1 174	23 453	11 198	12 255	10 635	164 281	88 983	75 298	-	-	-
<b>Mesleki ve Teknik Ortaöğretim - Vocational and Technical Secondary Education</b>											
2006/ 07	4 244	84 276	51 149	33 127	43 033	1 244 499	760 771	483 728	263 726	161 958	101 768
2007/ 08	4 450	84 771	51 027	33 744	43 226	1 264 870	744 631	520 239	108 235	66 528	41 707
2008/ 09	4 622	88 924	53 229	35 695	53 971	1 565 264	893 697	671 567	182 450	95 637	86 813
2009/ 10	4 846	94 966	56 259	38 707	64 240	1 819 448	1 034 443	785 005	263 416	148 233	115 183
2010/ 11	5 179	104 327	61 053	43 274	68 848	2 072 487	1 177 725	894 762	314 448	172 514	141 934
2011/ 12	5 501	113 098	65 599	47 499	71 095	2 090 220	1 151 197	939 023	332 154	175 510	156 644
2012/ 13	6 204	135 502	76 202	59 300	84 651	2 269 651	1 241 481	1 028 170	339 270	181 142	158 128
2013/ 14	7 211	161 288	87 894	73 394	92 971	2 513 887	1 371 445	1 142 442	426 866	220 938	205 928
2014/ 15	5 106	175 218	93 452	81 766	119 674	2 788 117	1 496 275	1 291 842	-	-	-
<b>Resmi - Public</b>											
2006/ 07	4 223	84 032	51 051	32 981	42 961	1 243 588	760 100	483 488	263 489	161 777	101 712
2007/ 08	4 429	84 449	50 884	33 565	43 150	1 263 855	743 901	519 954	108 032	66 402	41 630
2008/ 09	4 595	88 615	53 077	35 538	53 876	1 563 885	892 859	671 026	182 254	95 531	86 723
2009/ 10	4 824	94 649	56 114	38 535	64 126	1 817 845	1 033 496	784 349	263 034	148 003	115 031
2010/ 11	5 155	104 003	60 899	43 104	68 720	2 070 536	1 176 626	893 910	314 015	172 266	141 749
2011/ 12	5 456	112 409	65 272	47 137	70 841	2 085 872	1 149 078	936 794	331 787	175 287	156 500
2012/ 13	6 078	133 321	75 325	57 996	83 748	2 251 797	1 233 374	1 018 423	338 872	180 909	157 963
2013/ 14	6 785	153 816	85 032	68 784	89 803	2 457 834	1 344 941	1 112 893	425 898	220 358	205 540
2014/ 15	4 677	167 558	90 263	77 295	116 484	2 712 227	1 457 732	1 254 495	-	-	-
<b>Özel - Private</b>											
2006/ 07	21	244	98	146	72	911	671	240	237	181	56
2007/ 08	21	322	143	179	76	1 015	730	285	203	126	77
2008/ 09	27	309	152	157	95	1 379	838	541	196	106	90
2009/ 10	22	317	145	172	114	1 603	947	656	382	230	152
2010/ 11	24	324	154	170	128	1 951	1 099	852	433	248	185
2011/ 12	45	689	327	362	254	4 348	2 119	2 229	367	223	144
2012/ 13	126	2 181	877	1 304	903	17 854	8 107	9 747	398	233	165
2013/ 14	426	7 472	2 862	4 610	3 168	56 053	26 504	29 549	968	580	388
2014/ 15	429	7 660	3 189	4 471	3 190	75 890	38 543	37 347	-	-	-

1.9 2014 yılında ÖSYS okul türü ve öğrenim durumuna göre başvuran ve yükseköğretim programlarına yerleşen aday sayıları  
[Sınavsız geçiş dahil]

Okul Türü	Toplam - Total						Son sınıf düzeyinde Senior class						Mezun daha önce yerleşmemiş		
	Başvuran Applicant	Lisans Undergraduate programmes	%	Önlisans Associate programmes	%	Açık- öğretim Open education	Başvuran Applicant	Lisans Undergraduate programmes	%	Önlisans Associate programmes	%	Açık- öğretim Open education	Başvuran Applicant	Lisans Undergraduate programmes	%
<b>Genel Toplam</b>	<b>2 086 115</b>	<b>397 225</b>	<b>19,04</b>	<b>336 407</b>	<b>16,13</b>	<b>188 652</b>	<b>839 998</b>	<b>202 090</b>	<b>24,06</b>	<b>186 028</b>	<b>22,15</b>	<b>34 008</b>	<b>589 989</b>	<b>144 437</b>	<b>24,48</b>
Lise (Resmi ve Gündüz Öğretim Yapan Lise)	708 440	124 642	17,59	89 253	12,60	54 428	191 975	37 870	19,73	22 848	11,90	3 397	242 175	64 542	26,65
Lise (Yabancı Dil Ağırlıklı Program Uygulayan Lise)	14 308	1 904	13,31	1 196	8,36	2 551	10	-	0,00	3	30,00	-	1 709	86	5,03
Özel Lise	8 403	2 286	27,20	883	10,51	477	2 519	1 042	41,37	219	8,69	34	2 175	780	35,86
Anadolu Lisesi	255 090	128 251	50,28	8 484	3,33	5 211	153 753	86 552	56,29	4 732	3,08	648	39 026	32 235	82,60
Yabancı Dil Eğitim Yapan Özel Lise	40 712	21 034	51,67	2 111	5,19	995	24 349	16 066	65,98	858	3,52	117	5 610	3 225	57,49
Fen Lisesi	13 473	7 550	56,04	59	0,44	94	8 442	5 275	62,49	8	0,09	-	2 076	1 861	89,64
Özel Fen Lisesi	4 850	3 069	63,28	44	0,91	55	2 933	2 403	81,93	4	0,14	3	473	427	90,27
Askeri Lise	1 019	383	37,59	20	1,96	32	61	23	37,70	-	0,00	-	299	226	75,59
Akşam Lisesi	142	4	2,82	7	4,93	24	-	-	-	-	-	-	89	-	0,00
Özel Akşam Lisesi	7 724	321	4,16	1 141	14,77	630	3 147	143	4,54	539	17,13	187	2 986	89	2,98
Sosyal Bilimler Lisesi	1 184	865	73,06	5	0,42	16	888	765	86,15	2	0,23	1	80	76	95,00
Spor Lisesi	2 218	27	1,22	98	4,42	42	1 608	20	1,24	43	2,67	15	377	3	0,80
Polis Koleji	270	38	14,07	2	0,74	11	149	11	7,38	-	0,00	3	15	4	26,67
Güzel Sanatlar ve Spor Lisesi	2 023	59	2,92	153	7,56	41	592	15	2,53	23	3,89	4	1 074	36	3,35
Açıköğretim Lisesi	170 232	12 066	7,09	18 875	11,09	36 174	78 102	7 597	9,73	10 671	13,66	14 944	69 158	3 482	5,03
Çok Programlı Lise	103 483	9 077	8,77	24 385	23,56	8 114	41 572	3 348	8,05	14 838	35,69	1 043	29 245	4 236	14,48
Güzel Sanatlar Lisesi	4 175	119	2,85	248	5,94	111	2 617	67	2,56	96	3,67	21	769	28	3,64
Öğretmen Liseleri	38 253	21 748	56,85	477	1,25	762	22 692	15 410	67,91	113	0,50	21	5 369	4 652	86,65
<b>Lise Çıkışlılar Toplamı</b>	<b>1 375 999</b>	<b>333 443</b>	<b>24,23</b>	<b>147 441</b>	<b>10,72</b>	<b>109 768</b>	<b>535 409</b>	<b>176 607</b>	<b>32,99</b>	<b>54 997</b>	<b>10,27</b>	<b>20 438</b>	<b>402 705</b>	<b>115 988</b>	<b>28,80</b>
İmam Hatip Liseleri	111 046	20 563	18,52	9 754	8,78	23 324	45 896	10 009	21,81	3 602	7,85	6 931	37 890	8 374	22,10
Ticaret Meslek Liseleri	108 321	7 675	7,09	36 874	34,04	13 411	49 282	3 269	6,63	27 380	55,56	1 891	24 417	3 189	13,06
Teknik Liseler	79 522	11 194	14,08	23 133	29,09	3 771	35 131	3 896	11,09	16 504	46,98	355	17 159	5 473	31,90
Endüstri Meslek Liseleri	196 142	6 039	3,08	59 490	30,33	11 757	75 594	1 022	1,35	40 186	53,16	616	52 334	3 281	6,27
Kız Meslek Liseleri	138 501	11 647	8,41	36 577	26,41	14 882	67 656	4 074	6,02	26 965	39,86	3 070	37 252	6 129	16,45
Sağlık Meslek Liseleri	48 926	3 064	6,26	14 528	29,69	9 666	17 575	1 562	8,89	9 957	56,65	389	12 894	714	5,54
Otelcilik ve Turizm Meslek Liseleri	14 919	1 885	12,63	4 852	32,52	1 153	7 567	932	12,32	3 546	46,86	173	3 041	667	21,93
Sekreterlik Meslek Liseleri	40	1	2,50	4	10,00	13	7	-	0,00	2	28,57	1	12	-	0,00
Ast. Haz.ve Ast. Sınıf O.	763	46	6,03	87	11,40	143	1	-	0,00	-	0,00	-	183	3	1,64
Diğer Meslek Liseleri	11 936	1 668	13,97	3 667	30,72	764	5 880	719	12,23	2 889	49,13	144	2 102	619	29,45
<b>Meslek Lisesi Çıkışlılar Toplamı</b>	<b>710 116</b>	<b>63 782</b>	<b>8,98</b>	<b>188 966</b>	<b>26,61</b>	<b>78 884</b>	<b>304 589</b>	<b>25 483</b>	<b>8,37</b>	<b>131 031</b>	<b>43,02</b>	<b>13 570</b>	<b>187 284</b>	<b>28 449</b>	<b>15,19</b>

Not. Ek yerleştirme dahil değildir.

1.9 Number of applicants and appointed to tertiary education programmes in 2014 by school type and educational status  
 [Transition without examination is included]

Graduated , not appointed before			Bir yükseköğretim kurumunu bitirmiş Graduated from tertiary education						Daha önce yerleşmiş Appointed before						School Type
Önlisans Associate programmes	Açık-öğretim Open education %		Başvuran Applicant	Lisans Undergraduate programmes	Önlisans Associate programmes %	Açık-öğretim Open education %	Başvuran Applicant	Lisans Undergraduate programmes	Önlisans Associate programmes %	Açık-öğretim Open education %	Başvuran Applicant	Lisans Undergraduate programmes	Önlisans Associate programmes %	Açık-öğretim Open education %	
<b>89 199</b>	<b>15,12</b>	<b>79 744</b>	<b>121 647</b>	<b>12 602</b>	<b>10,36</b>	<b>10 626</b>	<b>8,74</b>	<b>13 505</b>	<b>534 481</b>	<b>38 096</b>	<b>7,13</b>	<b>50 554</b>	<b>9,46</b>	<b>61 395</b>	<b>General Total</b>
40 704	16,81	21 636	54 626	5 799	10,62	5 241	9,59	5 876	219 664	16 431	7,48	20 460	9,31	23 519	High School
127	7,43	731	7 880	1 316	16,70	659	8,36	884	4 709	502	10,66	407	8,64	936	High School (with Foreign Language)
336	15,45	118	668	100	14,97	69	10,33	52	3 041	364	11,97	259	8,52	273	Private High School
1 279	3,28	664	9 863	1 899	19,25	791	8,02	838	52 448	7 565	14,42	1 682	3,21	3 061	Anatolia High School
629	11,21	177	1 197	203	16,96	128	10,69	84	9 556	1 540	16,12	496	5,19	617	Private High School (Fore. lang.)
4	0,19	3	494	115	23,28	29	5,87	25	2 461	299	12,15	18	0,73	66	Science High School
2	0,42	1	210	31	14,76	19	9,05	8	1 234	208	16,86	19	1,54	43	Private science High School
3	1,00	3	439	75	17,08	13	2,96	18	220	59	26,82	4	1,82	11	Military High School
2	2,25	11	15	2	13,33	2	13,33	1	38	2	5,26	3	7,89	12	Evening High School
420	14,07	253	100	4	4,00	16	16,00	9	1 491	85	5,70	166	11,13	181	Private evening High School
1	1,25	-	5	-	0,00	1	20,00	1	211	24	11,37	1	0,47	14	Social Sciences High School
32	8,49	12	7	-	0,00	1	14,29	2	226	4	1,77	22	9,73	13	Sports High School
-	0,00	1	55	15	27,27	2	3,64	4	51	8	15,69	-	0,00	3	Police training High School
107	9,96	29	1	-	0,00	-	0,00	-	356	8	2,25	23	6,46	8	Fine Arts and Sports High School
5 905	8,54	17 664	2 285	129	5,65	178	7,79	348	20 687	858	4,15	2 121	10,25	3 218	Open Education High School
5 774	19,74	3 502	5 324	371	6,97	518	9,73	565	27 342	1 122	4,10	3 255	11,90	3 004	Multiprogram High School
99	12,87	37	107	9	8,41	15	14,02	7	682	15	2,20	38	5,57	46	Fine Arts High School
53	0,99	95	2 635	614	23,30	158	6,00	212	7 557	1 072	14,19	153	2,02	434	Teacher training High School
<b>55 477</b>	<b>13,78</b>	<b>44 937</b>	<b>85 911</b>	<b>10 682</b>	<b>12,43</b>	<b>7 840</b>	<b>9,13</b>	<b>8 934</b>	<b>351 974</b>	<b>30 166</b>	<b>8,57</b>	<b>29 127</b>	<b>8,28</b>	<b>35 459</b>	<b>Total of graduated from High School</b>
3 993	10,54	11 007	5 213	464	8,90	272	5,22	1 261	22 047	1 716	7,78	1 887	8,56	4 125	High School for Imams and preachers
4 971	20,36	5 752	4 669	234	5,01	469	10,04	489	29 953	983	3,28	4 054	13,53	5 279	Vocational Schools for Commerce
4 152	24,20	1 108	3 334	213	6,39	238	7,14	216	23 898	1 612	6,75	2 239	9,37	2 092	Technical High School
11 524	22,02	5 223	10 683	416	3,89	849	7,95	649	57 531	1 320	2,29	6 931	12,05	5 269	Vocational Schools for Industry
5 967	16,02	6 450	5 060	202	3,99	317	6,26	852	28 533	1 242	4,35	3 328	11,66	4 510	Vocational schools for girls
1 884	14,61	4 622	5 031	227	4,51	515	10,24	972	13 426	561	4,18	2 172	16,18	3 683	Vocational schools for Public Health
771	25,35	394	390	23	5,90	37	9,49	41	3 921	263	6,71	498	12,70	545	Vocational Schools for Hotel Management and Tourism
-	0,00	5	8	1	12,50	1	12,50	2	13	-	0,00	1	7,69	5	Vocational High School For Secretarial
8	4,37	67	325	29	8,92	43	13,23	22	254	14	5,51	36	14,17	54	Military High School (noncommissioned officer)
452	21,50	179	1 023	111	10,85	45	4,40	67	2 931	219	7,47	281	9,59	374	Other Vocational High Schools
<b>33 722</b>	<b>18,01</b>	<b>34 807</b>	<b>35 736</b>	<b>1 920</b>	<b>5,37</b>	<b>2 786</b>	<b>7,80</b>	<b>4 571</b>	<b>182 507</b>	<b>7 930</b>	<b>4,35</b>	<b>21 427</b>	<b>11,74</b>	<b>25 936</b>	<b>Total of Graduated from Vocational High School</b>

Note. Additional placement is excluded.

## 1.10 İstatistikî Bölge Birimleri Sınıflaması 1. düzey ve eğitim seviyesine göre okul, şube, öğretmen ve derslik başına düşen öğrenci sayısı

Number of students per school, division, teacher and classroom by level of education according to Statistical Regions Level 1

[2014/'15 öğretim yılı - The educational year 2014/'15]

İBBS - 1. Düzey SR - Level 1		Ortaöğretim <sup>(1)</sup> - Upper Secondary Education <sup>(1)</sup>																							
		İlkokul + Ortaokul <sup>(1)</sup> School + Lower Secondary School <sup>(1)</sup>								Ortaöğretim Toplamı Upper Secondary Education Total				Genel Ortaöğretim General Secondary Education				Mesleki ve teknik Vocational and Technical Secondary Education							
		Okul School		Şube Division		Öğretmen <sup>(2)</sup> Teacher <sup>(2)</sup>		Derslik <sup>(3)</sup> Classroom <sup>(3)</sup>		Okul School		Şube Division		Öğretmen <sup>(2)</sup> Teacher <sup>(2)</sup>		Derslik Classroom		Okul School		Şube Division		Öğretmen <sup>(2)</sup> Teacher <sup>(2)</sup>		Derslik Classroom	
		İlkokul Primary School	Ortaokul Lower Secondary School	İlkokul Primary School	Ortaokul Lower Secondary School	İlkokul Primary School	Ortaokul Lower Secondary School	İlkokul + Ortaokul Primary School + Lower Secondary School	Okul School	Şube Division	Öğretmen <sup>(2)</sup> Teacher <sup>(2)</sup>	Derslik Classroom	Okul School	Şube Division	Öğretmen <sup>(2)</sup> Teacher <sup>(2)</sup>	Derslik Classroom	Okul School	Şube Division	Öğretmen <sup>(2)</sup> Teacher <sup>(2)</sup>	Derslik Classroom					
TR	Türkiye Turkey	197	292	21	25	18	17	27	466	21	14	28	446	22	14	26	481	21	14	29					
TR1	İstanbul Istanbul	618	568	28	28	23	22	37	614	23	16	33	445	21	14	27	783	24	17	37					
TR2	Batı Marmara West Marmara	179	242	20	22	16	15	22	365	20	13	24	399	22	13	23	341	18	12	24					
TR3	Ege Aegean	180	244	19	22	15	14	22	417	20	12	25	401	21	13	24	431	19	12	27					
TR4	Doğu Marmara East Marmara	261	290	22	24	18	17	26	478	22	14	27	437	23	14	24	510	21	13	28					
TR5	Batı Anadolu West Anatolia	281	343	22	24	17	15	27	472	21	13	29	458	22	13	26	483	20	12	32					
TR6	Akdeniz Mediterranean	222	286	22	24	17	17	27	494	21	14	29	487	22	15	27	499	20	14	30					
TR7	Orta Anadolu Central Anatolia	147	211	19	22	16	14	20	359	20	13	23	386	22	14	24	342	19	12	22					
TR8	Batı Karadeniz West Black Sea	121	215	17	22	14	14	20	360	20	13	23	393	23	14	22	339	18	12	24					
TR9	Doğu Karadeniz East Black Sea	148	177	18	20	15	13	19	335	18	12	22	355	21	13	23	322	17	11	21					
TRA	Kuzeydoğu Anadolu Northeast Anatolia	84	195	15	23	19	15	23	400	20	15	28	435	21	15	27	374	18	14	28					
TRB	Orta Doğu Anadolu Centraleast Anatolia	117	257	18	25	20	17	27	448	21	15	28	472	21	16	28	432	20	14	28					
TRC	Güneydoğu Anadolu Southeast Anatolia	176	334	23	29	24	20	35	586	23	18	33	593	22	19	33	581	23	18	34					

NOT. İstatistikî Bölge Birimleri Sınıflaması 3. düzey için açıklamalara bakınız.

NOTE. Please see the explanations for Statistical Regions level 3.

(1) Açıköğretim ortaokulu ve açıköğretim lisesi öğrencisi kapsamamıştır.

(1) Open education students are not included.

(2) Toplam öğretmen, kadrolu öğretmenleri kapsar.

(2) Total of teachers includes permanent staff.

(3) İlkokul ve ortaokullarda derslik başına düşen öğrenci sayısı hesaplanırken; genellikle aynı dersliği ilkokul ve ortaokul birlikte kullandığından, ilkokul ve ortaokul birlikte değerlendirilmiştir.

(3) As the number of students per classroom is calculated on primary schools and lower secondary schools, primary schools and lower secondary schools are assessed together because they use the same classroom generally.



## 1.11 İstatistikî Bölge Birimleri Sınıflaması 2. düzey ve eğitim seviyesine göre okul, şube, öğretmen ve derslik başına düşen öğrenci sayısı

Number of students per school, division, teacher and classroom by level of education according to Statistical Regions Level 2

[2014/'15 öğretim yılı - The educational year 2014/'15]

İBBS - 2. Düzey SR - Level 2	Ortaöğretim <sup>(1)</sup> - Upper Secondary Education <sup>(1)</sup>																		
	İlkokul + Ortaokul <sup>(1)</sup> Primary School + Lower Secondary School <sup>(1)</sup>							Ortaöğretim Toplamı Upper Secondary Education Total				Genel Ortaöğretim General Secondary Education				Mesleki ve teknik Vocational and technical Secondary Education			
	Okul School		Şube Division		Öğretmen <sup>(2)</sup> Teacher <sup>(2)</sup>		Derslik <sup>(3)</sup> Classroom <sup>(3)</sup>	Okul School	Şube Division	Öğret- men <sup>(2)</sup> Teac- her <sup>(2)</sup>	Derslik Class- room	Okul School	Şube Division	Öğret- men <sup>(2)</sup> Teac- her <sup>(2)</sup>	Derslik Class- room	Okul School	Şube Division	Öğret- men <sup>(2)</sup> Teac- her <sup>(2)</sup>	Derslik Class- room
	İlkokul Primary School	Ortaokul Lower Secondary School	İlkokul Primary School	Ortaokul Lower Secondary School	İlkokul Primary School	Ortaokul Lower Secondary School	İlkokul + Ortaokul Primary School + Lower Secondary School												
TR Türkiye - TR Turkey	197	292	21	25	18	17	27	466	21	14	28	446	22	14	26	481	21	14	29
TR10 (İstanbul)	618	568	28	28	23	22	37	614	23	16	33	445	21	14	27	783	24	17	37
TR21 (Tekirdağ, Edirne Kırklareli)	228	260	22	23	17	18	23	400	21	14	24	421	24	13	21	384	19	14	27
TR22 (Balıkesir, Çanakkale)	145	226	18	22	14	13	20	336	19	12	23	381	21	13	25	306	17	11	23
TR31 (İzmir)	284	347	21	23	16	14	28	496	19	12	28	449	20	12	25	540	19	12	30
TR32 (Aydın, Denizli, Muğla)	159	218	18	22	14	13	20	392	20	12	24	384	22	12	23	400	18	12	25
TR33 (Manisa, Afyonkarahisar, Kütahya, Uşak)	134	195	18	22	15	14	20	366	19	13	24	366	22	13	23	366	18	13	26
TR41 (Bursa, Eskişehir, Bilecik)	291	307	22	23	18	17	29	502	21	13	27	446	22	14	24	546	20	13	28
TR42 (Kocaeli, Sakarya, Düzce, Bolu, Yalova)	236	275	22	24	18	17	23	455	21	14	27	429	23	14	25	475	20	14	28
TR51 (Ankara)	390	428	23	25	17	15	29	510	21	12	29	476	22	13	25	544	20	11	32
TR52(Konya, Karaman)	185	250	20	23	16	15	23	406	21	14	30	411	24	15	28	403	19	14	31
TR61 (Antalya, Isparta, Burdur)	198	230	21	22	16	15	22	397	19	13	24	416	21	13	24	379	17	12	24
TR62 (Adana, Mersin)	274	351	22	25	17	17	31	546	22	14	30	538	23	15	29	554	21	14	31
TR63 (Hatay, Kahramanmaraş, Osmaniye)	197	277	22	25	18	18	29	536	22	16	32	502	22	16	29	562	22	16	35
TR71 (Kırıkkale, Aksaray, Niğde, Nevşehir, Kırşehir)	139	189	18	22	15	14	18	323	20	13	23	346	22	14	23	308	19	12	23
TR72 (Kayseri, Sivas, Yozgat)	152	227	19	22	17	15	22	385	20	13	23	416	22	14	25	366	19	12	22
TR81 (Zonguldak, Karabük, Bartın)	141	215	17	21	15	15	19	356	19	13	22	384	23	13	20	338	17	12	24
TR82 (Kastamonu, Çankırı, Sinop)	122	187	16	21	15	14	19	239	18	11	19	329	24	13	21	204	15	10	18
TR83 (Samsun , Tokat, Çorum, Amasya)	116	223	16	22	14	14	20	408	20	13	25	412	22	14	24	405	19	12	26
TR90 (Trabzon, Ordu, Giresun, Rize, Artvin, Gümüşhane)	148	177	18	20	15	13	19	335	18	12	22	355	21	13	23	322	16	11	21
TRA1 (Erzurum, Erzincan, Bayburt)	78	181	14	22	16	14	21	354	18	13	24	420	21	14	25	311	16	12	23
TRA2 (Ağrı, Kars, Iğdır, Ardahan)	89	207	16	25	21	17	25	451	20	17	32	450	21	16	29	452	20	17	34
TRB1 (Malatya, Elazığ, Bingöl, Tunceli)	127	236	17	23	16	14	25	402	19	13	25	444	22	14	26	371	17	12	25
TRB2 (Van, Muş, Bitlis, Hakkari)	112	271	19	26	23	19	28	497	16	17	30	508	17	18	29	491	16	17	31
TRC1 (Gaziantep, Adıyaman, Kilis)	217	376	23	27	22	19	34	566	23	17	35	572	23	18	33	562	22	17	37
TRC2 (Şanlıurfa, Diyarbakır)	172	356	24	31	25	22	37	630	25	19	33	597	24	20	33	654	25	19	34
TRC3 (Mardin, Batman, Şırnak, Siirt)	152	277	22	27	24	20	32	550	17	18	32	612	17	19	32	513	17	18	31

NOT. İstatistikî Bölge Birimleri Sınıflaması 3. düzey için açıklamalara bakınız.

NOTE. Please see the explanations for Statistical Region Units level 3.

(1) Açıköğretim ortaokulu ve açıköğretim lisesi öğrencisi kapsamamıştır.

(1) Open education students are not included.

(2) Toplam öğretmen, kadrolu öğretmenleri kapsar.

(2) Total of teachers includes permanent teaching staff.

(3) İlkokul ve ortaokullarda derslik başına düşen öğrenci sayısı hesaplanırken; genellikle aynı dersliği ilkokul ve ortaokul birlikte kullandığından, ilkokul ve ortaokul birlikte değerlendirilmiştir.

(3) As the number of students per classroom is calculated on primary schools and lower secondary schools, primary schools and lower secondary schools are assessed together because they use the same classroom generally.

## 1.12 İstatistik Bölge Birimleri Sınıflaması 3. düzey ve eğitim seviyesine göre okul, şube, öğretmen ve derslik başına düşen öğrenci sayısı

Number of students per school, division, teacher and classroom by level of education according to Statistical Regions Level 3

[2014/15 öğretim yılı - The educational year 2014/15]

İBBS - 3. Düzey SR - Level 3	Ortaöğretim <sup>(1)</sup> - Upper Secondary Education <sup>(1)</sup>																			
	İlkokul + Ortaokul <sup>(1)</sup> Primary School + Lower Secondary School <sup>(1)</sup>							Ortaöğretim Toplamı Upper Secondary Education Total				Genel Ortaöğretim General Secondary Education				Mesleki ve Teknik Ortaöğretim Vocational and technical Secondary Education				
	Okul School		Şube Division		Öğretmen <sup>(2)</sup> Teacher <sup>(2)</sup>		Derslik <sup>(3)</sup> Classroom <sup>(3)</sup>		Okul School	Şube Division	Öğretmen <sup>(2)</sup> Teacher <sup>(2)</sup>	Derslik Classroom	Okul School	Şube Division	Öğretmen <sup>(2)</sup> Teacher <sup>(2)</sup>	Derslik Classroom	Okul School	Şube Division	Öğretmen <sup>(2)</sup> Teacher <sup>(2)</sup>	Derslik Classroom
	İlkokul Primary School	Ortaokul Lower Secondary School	İlkokul Primary School	Ortaokul Lower Secondary School	İlkokul Primary School	Ortaokul Lower Secondary School	İlkokul + Ortaokul Primary School + Lower Secondary School	Okul School												
TR Türkiye - TR Turkey	197	292	21	25	18	17	27	466	21	14	28	446	22	14	26	481	21	14	29	
TR100 İstanbul	618	568	28	28	23	22	37	614	23	16	33	445	21	14	27	783	24	17	37	
TR211 Tekirdağ	342	345	24	25	19	20	28	485	22	15	26	482	24	14	22	488	21	15	29	
TR212 Edirne	143	182	18	21	14	14	18	309	19	11	22	369	22	12	22	266	17	11	23	
TR213 Kırklareli	154	196	20	23	16	16	18	345	21	14	22	362	25	14	20	332	18	13	24	
TR221 Balıkesir	144	230	17	22	14	13	21	372	19	12	25	403	21	13	25	351	18	11	25	
TR222 Çanakkale	146	216	18	22	14	13	20	269	18	11	20	338	22	13	23	222	15	10	18	
TR310 İzmir	284	347	21	23	16	14	28	496	19	12	28	449	20	12	25	540	19	12	30	
TR321 Aydın	156	228	18	22	14	13	19	416	21	12	23	380	22	12	21	454	19	11	26	
TR322 Denizli	188	229	19	22	14	13	21	411	19	13	24	412	22	13	25	410	18	12	24	
TR323 Muğla	136	194	17	21	14	13	20	346	20	11	24	361	23	12	23	332	17	11	24	
TR331 Manisa	149	229	18	22	16	15	21	433	21	13	25	398	23	13	23	463	20	13	28	
TR332 A.Karahisar	121	157	18	22	15	15	19	308	19	14	23	315	20	13	21	304	18	14	24	
TR333 Kütahya	120	180	16	21	14	14	19	322	19	13	23	333	24	14	24	315	17	12	23	
TR334 Uşak	135	214	18	23	14	13	19	370	20	13	26	401	21	13	25	338	18	12	28	
TR411 Bursa	315	313	23	24	19	18	31	559	21	14	27	458	23	14	24	638	21	14	30	
TR412 Eskişehir	251	329	20	23	15	14	24	438	23	12	26	440	25	13	25	436	21	11	27	
TR413 Bilecik	182	203	21	22	17	17	20	274	18	13	19	351	19	14	18	241	17	12	19	
TR421 Kocaeli	361	361	25	25	19	17	25	512	24	15	28	456	26	15	26	561	23	15	29	
TR422 Sakarya	177	243	21	24	18	17	24	445	22	15	29	402	23	15	24	479	21	14	33	
TR423 Düzce	142	196	18	21	16	16	19	405	20	14	23	374	21	13	23	428	19	14	22	
TR424 Bolu	192	204	19	20	15	14	19	333	20	12	22	410	23	13	24	295	19	12	21	
TR425 Yalova	205	203	20	21	16	13	22	400	19	12	26	456	23	14	23	361	17	11	30	
TR510 Ankara	390	428	23	25	17	15	29	510	21	12	29	476	22	13	25	544	20	11	32	
TR521 Konya	190	255	21	24	17	15	24	411	20	14	31	411	23	15	30	411	19	14	32	
TR522 Karaman	149	209	18	22	16	15	18	369	22	16	22	413	26	15	22	338	19	16	22	
TR611 Antalya	236	267	22	23	16	16	24	460	21	14	26	458	23	14	25	462	19	14	27	

NOT. İstatistik Bölge Birimleri Sınıflaması 3. düzey için açıklamalara bakınız.

NOTE. Please see the explanations for Statistical Regions level 3.

(1) Açıköğretim ortaokulu ve açıköğretim lisesi öğrencisi kapsamamıştır.

(1) Open education students are not included.

(2) Toplam öğretmen, kadrolu öğretmenleri kapsar.

(2) Total of teachers includes permanent staff.

(3) İlkokul ve ortaokullarda derslik başına düşen öğrenci sayısı hesaplanırken; genellikle aynı dersliği ilkokul ve ortaokul birlikte kullandığından, ilkokul ve ortaokul birlikte değerlendirilmiştir.

(3) As the number of students per classroom is calculated on primary schools and lower secondary schools, primary schools and lower secondary schools are assessed together because they use the same classroom generally.

## 1.12 İstatistik Bölge Birimleri Sınıflaması 3. düzey ve eğitim seviyesine göre okul, şube, öğretmen ve derslik başına düşen öğrenci sayısı (devam)

Number of students per school, division, teacher and classroom by level of education according to Statistical Regions Level 3 (continued)

[2014/15 öğretim yılı - The educational year 2014/15]

İBBS - 3. Düzey SR - Level 3	Ortaöğretim <sup>(1)</sup> - Upper Secondary Education <sup>(1)</sup>																			
	İlkokul + Ortaokul <sup>(1)</sup> Primary School + Lower Secondary School <sup>(1)</sup>							Ortaöğretim Toplamı Upper Secondary Education Total				Genel Ortaöğretim General Secondary Education				Mesleki ve Teknik Ortaöğretim Vocational and technical Secondary Education				
	Okul School		Şube Division		Öğretmen <sup>(2)</sup> Teacher <sup>(2)</sup>		Derslik <sup>(3)</sup> Classroom <sup>(3)</sup>		Okul School	Şube Division	Öğretmen <sup>(2)</sup> Teacher <sup>(2)</sup>	Derslik Classroom	Okul School	Şube Division	Öğretmen <sup>(2)</sup> Teacher <sup>(2)</sup>	Derslik Classroom	Okul School	Şube Division	Öğretmen <sup>(2)</sup> Teacher <sup>(2)</sup>	Derslik Classroom
	İlkokul Primary School	Ortaokul Lower Secondary School	İlkokul Primary School	Ortaokul Lower Secondary School	İlkokul Primary School	Ortaokul Lower Secondary School	İlkokul + Ortaokul Primary School + Lower Secondary School	Okul School												
TR612 Isparta	125	154	18	20	14	12	17	279	18	10	20	316	20	11	21	255	16	9	19	
TR613 Burdur	114	149	16	19	12	11	14	278	17	12	20	324	21	13	22	245	15	10	19	
TR621 Adana	291	404	23	26	19	19	33	571	24	15	32	551	25	16	30	595	23	14	35	
TR622 Mersin	254	300	21	24	15	15	28	517	20	14	28	519	21	15	27	516	19	13	28	
TR631 Hatay	228	266	23	25	18	19	26	580	22	17	33	491	22	17	29	664	23	18	38	
TR632 K.Maraş	160	282	21	26	19	17	32	509	22	16	33	534	23	17	32	496	22	15	33	
TR633 Osmaniye	221	299	21	23	17	16	30	491	20	15	29	484	20	15	26	496	20	15	32	
TR711 Kırıkkale	161	218	16	20	14	13	17	313	18	12	21	337	18	12	21	299	19	11	22	
TR712 Aksaray	126	190	19	24	16	15	19	326	21	14	24	352	21	14	25	309	20	14	23	
TR713 Niğde	141	190	19	23	15	14	18	373	20	13	24	385	23	13	23	365	19	12	24	
TR714 Nevşehir	136	170	18	20	14	13	17	289	19	13	23	300	23	14	21	280	16	11	25	
TR715 Kırşehir	150	185	18	21	11	11	18	314	21	12	22	359	25	13	24	282	19	10	21	
TR721 Kayseri	232	325	22	25	18	17	28	465	22	14	26	484	25	15	27	452	21	13	25	
TR722 Sivas	105	188	16	21	16	13	20	344	19	13	22	358	21	13	23	335	18	13	22	
TR723 Yozgat	95	132	15	18	14	12	15	284	18	12	19	343	20	14	22	254	17	12	17	
TR811 Zonguldak	134	241	17	22	15	16	21	377	19	14	24	403	22	14	22	358	17	13	24	
TR812 Karabük	191	174	20	21	14	13	19	316	19	11	20	346	24	13	19	293	17	10	22	
TR813 Bartın	125	198	17	19	15	14	16	351	18	12	21	383	23	13	16	338	16	12	24	
TR821 Kastamonu	115	178	16	20	15	14	19	251	19	12	20	368	26	13	21	215	17	11	20	
TR822 Çankırı	123	177	17	21	16	15	17	252	18	11	19	311	25	13	19	224	16	10	19	
TR823 Sinop	134	216	17	20	15	15	19	211	16	11	19	299	22	12	23	173	13	10	16	
TR831 Samsun	126	258	17	23	14	14	22	462	21	13	26	421	23	14	24	500	20	12	28	
TR832 Tokat	93	190	15	22	14	13	19	406	21	14	27	431	22	15	25	390	21	14	28	
TR833 Çorum	117	211	16	21	15	14	20	348	18	12	23	381	20	13	22	326	17	12	24	
TR834 Amasya	133	195	16	20	12	12	18	349	19	12	22	400	23	13	22	321	17	11	22	
TR901 Trabzon	174	179	19	20	15	12	19	380	19	12	25	394	22	13	25	371	17	12	24	
TR902 Ordu	149	203	18	21	15	14	23	390	19	12	24	387	20	13	22	392	18	12	25	
TR903 Giresun	139	167	18	20	16	13	18	295	18	11	19	319	22	12	20	281	17	10	18	
TR904 Rize	183	183	19	19	14	14	17	316	17	12	21	339	21	13	22	300	14	12	20	

NOT. İstatistik Bölge Birimleri Sınıflaması 3. düzey için açıklamalara bakınız.

NOTE. Please see the explanations for Statistical Regions level 3.

(1) Açıköğretim ortaokulu ve açıköğretim lisesi öğrencisi kapsamamıştır.

(1) Open education students are not included.

(2) Toplam öğretmen, kadrolu öğretmenleri kapsar.

(2) Total of teachers includes permanent staff.

(3) İlkokul ve ortaokullarda derslik başına düşen öğrenci sayısı hesaplanırken; genellikle aynı dersliği ilkokul ve ortaokul birlikte kullandığından, ilkokul ve ortaokul birlikte değerlendirilmiştir.

(3) As the number of students per classroom is calculated on primary schools and lower secondary schools, primary schools and lower secondary schools are assessed together because they use the same classroom generally.

## 1.12 İstatistikî Bölge Birimleri Sınıflaması 3. düzey ve eğitim seviyesine göre okul, şube, öğretmen ve derslik başına düşen öğrenci sayısı (devam)

Number of students per school, division, teacher and classroom by level of education according to Statistical Regions Level 3 (continued)

[2014/15 öğretim yılı - The educational year 2014/15]

İBBS - 3. Düzey SR - Level 3	Ortaöğretim <sup>(1)</sup> - Upper Secondary Education <sup>(1)</sup>																		
	İlkokul + Ortaokul <sup>(1)</sup> Primary School + Lower Secondary School <sup>(1)</sup>							Ortaöğretim Toplamı Upper Secondary Education Total				Genel Ortaöğretim General Secondary Education				Mesleki ve Teknik Ortaöğretim Vocational and technical Secondary Education			
	Okul School		Şube Division		Öğretmen <sup>(2)</sup> Teacher <sup>(2)</sup>		Derslik <sup>(3)</sup> Classroom <sup>(3)</sup>	Okul School	Şube Division	Öğretmen <sup>(2)</sup> Teacher <sup>(2)</sup>	Derslik Classroom	Okul School	Şube Division	Öğretmen <sup>(2)</sup> Teacher <sup>(2)</sup>	Derslik Classroom	Okul School	Şube Division	Öğretmen <sup>(2)</sup> Teacher <sup>(2)</sup>	Derslik Classroom
	İlkokul Primary School	Ortaokul Lower Secondary School	İlkokul Primary School	Ortaokul Lower Secondary School	İlkokul Primary School	Ortaokul Lower Secondary School	İlkokul + Ortaokul Primary School + Lower Secondary School												
TR905 Artvin	131	130	16	17	14	11	15	228	17	11	17	305	24	14	21	189	14	9	15
TR906 Gümüşhane	70	136	13	18	15	10	13	240	16	11	19	257	20	13	19	229	15	9	18
TRA11 Erzurum	76	188	14	23	17	15	23	388	19	13	26	457	21	15	28	341	18	13	25
TRA12 Erzincan	108	173	16	21	13	12	16	287	17	12	20	319	21	13	19	266	14	12	21
TRA13 Bayburt	57	131	11	16	14	11	14	308	17	13	20	436	22	16	23	244	15	11	18
TRA21 Ağrı	98	275	17	27	24	20	30	565	22	19	37	562	24	18	31	568	21	20	44
TRA22 Kars	66	144	14	22	19	14	19	367	21	15	26	357	23	15	24	376	20	16	27
TRA23 Iğdır	123	225	18	23	19	14	28	508	21	16	34	484	19	16	33	541	22	16	35
TRA24 Ardahan	73	114	15	20	15	12	15	277	16	12	26	279	18	15	27	276	15	11	25
TRB11 Malatya	143	227	18	23	15	13	25	422	20	13	25	466	21	14	28	387	19	12	23
TRB12 Elazığ	162	283	19	23	17	15	27	448	20	13	28	465	21	14	26	434	19	12	30
TRB13 Bingöl	79	220	14	24	19	15	23	428	22	14	28	470	22	15	26	402	22	13	29
TRB14 Tunceli	103	129	15	18	11	10	15	126	12	8	11	193	22	10	16	88	8	7	8
TRB21 Van	138	323	21	27	24	21	32	530	22	18	28	541	22	17	27	524	23	18	28
TRB22 Muş	103	224	18	25	22	18	25	492	20	17	29	414	26	18	27	537	19	16	30
TRB23 Bitlis	77	207	15	25	21	17	23	386	22	16	29	433	22	17	27	356	21	15	31
TRB24 Hakkari	100	286	17	26	25	19	33	548	20	20	48	624	16	21	51	500	24	19	46
TRC11 Gaziantep	344	484	26	28	23	21	38	621	23	19	39	577	22	19	35	662	23	18	42
TRC12 Adıyaman	101	228	17	24	17	16	28	472	20	15	30	567	19	15	29	429	20	15	30
TRC13 Kilis	113	266	18	27	19	17	25	481	25	15	25	524	29	18	26	458	24	14	25
TRC21 Şanlıurfa	174	329	24	30	27	23	37	581	24	19	28	571	23	18	27	589	25	19	29
TRC22 Diyarbakır	170	398	23	31	23	21	37	694	25	20	42	630	25	22	42	745	26	19	41
TRC31 Mardin	139	304	20	27	23	20	36	539	21	18	31	695	21	20	35	459	21	17	28
TRC32 Batman	154	328	22	28	24	20	32	636	23	18	35	649	22	19	34	622	23	17	36
TRC33 Şırnak	210	224	26	26	31	19	29	581	23	21	35	520	24	18	30	609	22	22	38
TRC34 Siirt	119	255	20	28	20	19	28	415	21	16	25	474	22	17	27	383	21	15	24

NOT. İstatistikî Bölge Birimleri Sınıflaması 3. düzey için açıklamalara bakınız.

NOTE. Please see the explanations for Statistical Regions level 3.

(1) Açıköğretim ortaokulu ve açıköğretim lisesi öğrencisi kapsamamıştır.

(1) Open education students are not included.

(2) Toplam öğretmen, kadrolu öğretmenleri kapsar.

(2) Total of teachers includes permanent staff.

(3) İlkokul ve ortaokullarda derslik başına düşen öğrenci sayısı hesaplanırken; genellikle aynı dersliği ilkokul ve ortaokul birlikte kullandığından, ilkokul ve ortaokul birlikte değerlendirilmiştir.

(3) As the number of students per classroom is calculated on primary schools and lower secondary schools, primary schools and lower secondary schools are assessed together because they use the same classroom generally.

## 1.13 İstatistikî Bölge Birimleri Sınıflaması 3. düzey, yerleşim yeri ve eğitim seviyesine göre mezun olan öğrenci sayısı

Number of graduates by settlement place and level of education according to Statistical Regions Level 3

[2013/14 Öğretim yılı sonu - End of the educational year 2013/14]

İBBS - 3. Düzey SR - Level 3		Ortaöğretim - Upper Secondary Education											
		8. Sınıfı Bitiren Öğrenci Sayısı Number of Students Who Completed 8. Grade			Ortaöğretim Toplamı Total of Secondary Education			Genel Ortaöğretim General Secondary Education			Mesleki ve Teknik Ortaöğretim Vocational and Technical Secondary Education		
		Toplam Total	Erkek Male	Kadın Female	Toplam Total	Erkek Male	Kadın Female	Toplam Total	Erkek Male	Kadın Female	Toplam Total	Erkek Male	Kadın Female
TR Türkiye	Toplam - Total	1 275 541	657 212	618 329	856 809	426 730	430 079	429 943	205 792	224 151	426 866	220 938	205 928
TR Turkey	Şehir - City	1 190 796	613 219	577 577	850 597	423 423	427 174	428 602	205 146	223 456	421 995	218 277	203 718
	Köy - Village	84 745	43 993	40 752	6 212	3 307	2 905	1 341	646	695	4 871	2 661	2 210
TR100 İstanbul	Toplam - Total	210 889	108 408	102 481	133 855	64 804	69 051	59 531	28 499	31 032	74 324	36 305	38 019
	Şehir - City	210 889	108 408	102 481	133 855	64 804	69 051	59 531	28 499	31 032	74 324	36 305	38 019
	Köy - Village	-	-	-	-	-	-	-	-	-	-	-	-
TR211 Tekirdağ	Toplam - Total	12 404	6 387	6 017	9 459	4 693	4 766	4 827	2 113	2 714	4 632	2 580	2 052
	Şehir - City	12 404	6 387	6 017	9 459	4 693	4 766	4 827	2 113	2 714	4 632	2 580	2 052
	Köy - Village	-	-	-	-	-	-	-	-	-	-	-	-
TR212 Edirne	Toplam - Total	4 347	2 303	2 044	4 188	2 130	2 058	2 106	953	1 153	2 082	1 177	905
	Şehir - City	3 493	1 858	1 635	4 126	2 101	2 025	2 061	932	1 129	2 065	1 169	896
	Köy - Village	854	445	409	62	29	33	45	21	24	17	8	9
TR213 Kırklareli	Toplam - Total	4 132	2 108	2 024	3 838	1 954	1 884	1 761	789	972	2 077	1 165	912
	Şehir - City	3 325	1 692	1 633	3 719	1 884	1 835	1 738	777	961	1 981	1 107	874
	Köy - Village	807	416	391	119	70	49	23	12	11	96	58	38
TR221 Balıkesir	Toplam - Total	14 608	7 508	7 100	12 288	6 018	6 270	6 183	2 739	3 444	6 105	3 279	2 826
	Şehir - City	14 608	7 508	7 100	12 288	6 018	6 270	6 183	2 739	3 444	6 105	3 279	2 826
	Köy - Village	-	-	-	-	-	-	-	-	-	-	-	-
TR222 Çanakkale	Toplam - Total	5 815	3 001	2 814	5 132	2 543	2 589	2 852	1 276	1 576	2 280	1 267	1 013
	Şehir - City	4 230	2 216	2 014	4 851	2 383	2 468	2 715	1 211	1 504	2 136	1 172	964
	Köy - Village	1 585	785	800	281	160	121	137	65	72	144	95	49
TR310 İzmir	Toplam - Total	54 947	28 424	26 523	58 269	28 308	29 961	33 925	16 254	17 671	24 344	12 054	12 290
	Şehir - City	54 947	28 424	26 523	58 269	28 308	29 961	33 925	16 254	17 671	24 344	12 054	12 290
	Köy - Village	-	-	-	-	-	-	-	-	-	-	-	-
TR321 Aydın	Toplam - Total	15 211	7 701	7 510	10 604	5 074	5 530	5 727	2 485	3 242	4 877	2 589	2 288
	Şehir - City	15 211	7 701	7 510	10 604	5 074	5 530	5 727	2 485	3 242	4 877	2 589	2 288
	Köy - Village	-	-	-	-	-	-	-	-	-	-	-	-
TR322 Denizli	Toplam - Total	14 914	7 568	7 346	10 491	5 062	5 429	4 672	2 143	2 529	5 819	2 919	2 900
	Şehir - City	14 914	7 568	7 346	10 491	5 062	5 429	4 672	2 143	2 529	5 819	2 919	2 900
	Köy - Village	-	-	-	-	-	-	-	-	-	-	-	-
TR323 Muğla	Toplam - Total	11 978	6 124	5 854	8 777	4 292	4 485	4 981	2 187	2 794	3 796	2 105	1 691
	Şehir - City	11 978	6 124	5 854	8 777	4 292	4 485	4 981	2 187	2 794	3 796	2 105	1 691
	Köy - Village	-	-	-	-	-	-	-	-	-	-	-	-
TR331 Manisa	Toplam - Total	20 307	10 432	9 875	14 911	7 428	7 483	7 176	3 203	3 973	7 735	4 225	3 510
	Şehir - City	20 307	10 432	9 875	14 911	7 428	7 483	7 176	3 203	3 973	7 735	4 225	3 510
	Köy - Village	-	-	-	-	-	-	-	-	-	-	-	-
TR332 Afyonkarahisar	Toplam - Total	11 934	6 137	5 797	7 200	3 747	3 453	2 816	1 245	1 571	4 384	2 502	1 882
	Şehir - City	7 510	3 890	3 620	6 971	3 620	3 351	2 816	1 245	1 571	4 155	2 375	1 780
	Köy - Village	4 424	2 247	2 177	229	127	102	-	-	-	229	127	102
TR333 Kütahya	Toplam - Total	7 958	4 071	3 887	8 827	4 491	4 336	4 183	2 112	2 071	4 644	2 379	2 265
	Şehir - City	6 173	3 146	3 027	8 754	4 450	4 304	4 183	2 112	2 071	4 571	2 338	2 233
	Köy - Village	1 785	925	860	73	41	32	-	-	-	73	41	32
TR334 Uşak	Toplam - Total	5 056	2 631	2 425	3 655	1 760	1 895	2 248	988	1 260	1 407	772	635
	Şehir - City	3 864	2 020	1 844	3 640	1 754	1 886	2 248	988	1 260	1 392	766	626
	Köy - Village	1 192	611	581	15	6	9	-	-	-	15	6	9
TR411 Bursa	Toplam - Total	40 792	21 149	19 643	31 382	15 607	15 775	13 391	6 168	7 223	17 991	9 439	8 552
	Şehir - City	40 792	21 149	19 643	31 382	15 607	15 775	13 391	6 168	7 223	17 991	9 439	8 552
	Köy - Village	-	-	-	-	-	-	-	-	-	-	-	-
TR412 Eskişehir	Toplam - Total	10 651	5 581	5 070	9 248	4 701	4 547	4 868	2 155	2 713	4 380	2 546	1 834
	Şehir - City	10 651	5 581	5 070	9 248	4 701	4 547	4 868	2 155	2 713	4 380	2 546	1 834
	Köy - Village	-	-	-	-	-	-	-	-	-	-	-	-
TR413 Bilecik	Toplam - Total	2 794	1 456	1 338	2 487	1 228	1 259	1 128	521	607	1 359	707	652
	Şehir - City	2 511	1 321	1 190	2 487	1 228	1 259	1 128	521	607	1 359	707	652
	Köy - Village	283	135	148	-	-	-	-	-	-	-	-	-

Not. Açıköğretim ortaokulu ve açıköğretim lisesi öğrencileri dahildir.

Note. Open education students are included.

## 1.13 İstatistikî Bölge Birimleri Sınıflaması 3. düzey, yerleşim yeri ve eğitim seviyesine göre mezun olan öğrenci sayısı (devam)

Number of graduates by settlement place and level of education according to Statistical Regions Level 3 (continued)

[2013/14 Öğretim yılı sonu - End of the educational year 2013/14]

Ortaöğretim - Upper Secondary Education													
		8. Sınıfı Bitiren Öğrenci Sayısı Number of Students Who Completed 8. Grade			Ortaöğretim Toplamı Total of Secondary Education			Genel Ortaöğretim General Secondary Education			Mesleki ve Teknik Ortaöğretim Vocational and Technical Secondary Education		
İBBS - 3. Düzey SR - Level 3		Toplam Total	Erkek Male	Kadın Female	Toplam Total	Erkek Male	Kadın Female	Toplam Total	Erkek Male	Kadın Female	Toplam Total	Erkek Male	Kadın Female
TR421 Kocaeli	Toplam - Total	27 021	13 878	13 143	17 635	8 720	8 915	7 849	3 670	4 179	9 786	5 050	4 736
	Şehir - City	27 021	13 878	13 143	17 635	8 720	8 915	7 849	3 670	4 179	9 786	5 050	4 736
	Köy - Village	-	-	-	-	-	-	-	-	-	-	-	-
TR422 Sakarya	Toplam - Total	14 095	7 122	6 973	10 663	5 255	5 408	4 609	2 115	2 494	6 054	3 140	2 914
	Şehir - City	14 095	7 122	6 973	10 663	5 255	5 408	4 609	2 115	2 494	6 054	3 140	2 914
	Köy - Village	-	-	-	-	-	-	-	-	-	-	-	-
TR423 Düzce	Toplam - Total	5 738	2 948	2 790	3 980	1 910	2 070	1 756	811	945	2 224	1 099	1 125
	Şehir - City	4 076	2 116	1 960	3 845	1 845	2 000	1 653	764	889	2 192	1 081	1 111
	Köy - Village	1 662	832	830	135	65	70	103	47	56	32	18	14
TR424 Bolu	Toplam - Total	3 656	1 855	1 801	3 850	2 196	1 654	1 576	676	900	2 274	1 520	754
	Şehir - City	3 148	1 585	1 563	3 833	2 190	1 643	1 576	676	900	2 257	1 514	743
	Köy - Village	508	270	238	17	6	11	-	-	-	17	6	11
TR425 Yalova	Toplam - Total	3 064	1 572	1 492	2 575	1 251	1 324	1 255	603	652	1 320	648	672
	Şehir - City	2 452	1 268	1 184	2 186	1 025	1 161	989	477	512	1 197	548	649
	Köy - Village	612	304	308	389	226	163	266	126	140	123	100	23
TR510 Ankara	Toplam - Total	77 578	39 345	38 233	60 380	30 232	30 148	32 712	15 357	17 355	27 668	14 875	12 793
	Şehir - City	77 578	39 345	38 233	60 380	30 232	30 148	32 712	15 357	17 355	27 668	14 875	12 793
	Köy - Village	-	-	-	-	-	-	-	-	-	-	-	-
TR521 Konya	Toplam - Total	38 121	19 241	18 880	22 204	10 873	11 331	9 320	4 396	4 924	12 884	6 477	6 407
	Şehir - City	38 121	19 241	18 880	22 204	10 873	11 331	9 320	4 396	4 924	12 884	6 477	6 407
	Köy - Village	-	-	-	-	-	-	-	-	-	-	-	-
TR522 Karaman	Toplam - Total	4 264	2 088	2 176	2 946	1 439	1 507	1 612	735	877	1 334	704	630
	Şehir - City	3 446	1 686	1 760	2 880	1 415	1 465	1 612	735	877	1 268	680	588
	Köy - Village	818	402	416	66	24	42	-	-	-	66	24	42
TR611 Antalya	Toplam - Total	33 236	17 091	16 145	23 079	11 102	11 977	13 051	6 048	7 003	10 028	5 054	4 974
	Şehir - City	33 236	17 091	16 145	23 079	11 102	11 977	13 051	6 048	7 003	10 028	5 054	4 974
	Köy - Village	-	-	-	-	-	-	-	-	-	-	-	-
TR612 Isparta	Toplam - Total	6 012	3 056	2 956	5 056	2 469	2 587	2 520	1 135	1 385	2 536	1 334	1 202
	Şehir - City	4 767	2 433	2 334	4 995	2 441	2 554	2 459	1 107	1 352	2 536	1 334	1 202
	Köy - Village	1 245	623	622	61	28	33	61	28	33	-	-	-
TR613 Burdur	Toplam - Total	3 618	1 827	1 791	2 910	1 454	1 456	1 429	637	792	1 481	817	664
	Şehir - City	2 738	1 363	1 375	2 858	1 430	1 428	1 406	627	779	1 452	803	649
	Köy - Village	880	464	416	52	24	28	23	10	13	29	14	15
TR621 Adana	Toplam - Total	38 204	19 670	18 534	27 616	13 752	13 864	16 438	7 667	8 771	11 178	6 085	5 093
	Şehir - City	38 204	19 670	18 534	27 616	13 752	13 864	16 438	7 667	8 771	11 178	6 085	5 093
	Köy - Village	-	-	-	-	-	-	-	-	-	-	-	-
TR622 Mersin	Toplam - Total	30 524	15 627	14 897	19 996	9 922	10 074	10 604	4 934	5 670	9 392	4 988	4 404
	Şehir - City	30 524	15 627	14 897	19 996	9 922	10 074	10 604	4 934	5 670	9 392	4 988	4 404
	Köy - Village	-	-	-	-	-	-	-	-	-	-	-	-
TR631 Hatay	Toplam - Total	28 989	15 011	13 978	17 491	8 742	8 749	8 411	4 005	4 406	9 080	4 737	4 343
	Şehir - City	28 989	15 011	13 978	17 491	8 742	8 749	8 411	4 005	4 406	9 080	4 737	4 343
	Köy - Village	-	-	-	-	-	-	-	-	-	-	-	-
TR632 Kahramanmaraş	Toplam - Total	21 775	11 163	10 612	14 793	7 497	7 296	7 629	3 714	3 915	7 164	3 783	3 381
	Şehir - City	21 775	11 163	10 612	14 793	7 497	7 296	7 629	3 714	3 915	7 164	3 783	3 381
	Köy - Village	-	-	-	-	-	-	-	-	-	-	-	-
TR633 Osmaniye	Toplam - Total	7 923	4 116	3 807	6 745	3 454	3 291	3 081	1 490	1 591	3 664	1 964	1 700
	Şehir - City	6 262	3 268	2 994	6 667	3 411	3 256	3 081	1 490	1 591	3 586	1 921	1 665
	Köy - Village	1 661	848	813	78	43	35	-	-	-	78	43	35
TR711 Kırkkale	Toplam - Total	4 607	2 355	2 252	4 916	2 527	2 389	2 491	1 262	1 229	2 425	1 265	1 160
	Şehir - City	4 247	2 167	2 080	4 849	2 501	2 348	2 491	1 262	1 229	2 358	1 239	1 119
	Köy - Village	360	188	172	67	26	41	-	-	-	67	26	41
TR712 Aksaray	Toplam - Total	6 901	3 444	3 457	3 678	1 838	1 840	1 734	752	982	1 944	1 086	858
	Şehir - City	4 398	2 190	2 208	3 352	1 692	1 660	1 695	741	954	1 657	951	706
	Köy - Village	2 503	1 254	1 249	326	146	180	39	11	28	287	135	152

Not. Açıköğretim ortaokulu ve açıköğretim lisesi öğrencileri dahildir.

Note. Open education students are included.

## 1.13 İstatistiki Bölge Birimleri Sınıflaması 3. düzey, yerleşim yeri ve eğitim seviyesine göre mezun olan öğrenci sayısı (devam)

Number of graduates by settlement place and level of education according to Statistical Regions Level 3 (continued)

[2013/14 Öğretim yılı sonu - End of the educational year 2013/14]

		Ortaöğretim - Upper Secondary Education											
		8. Sınıfı Bitiren Öğrenci Sayısı Number of Students Who Completed 8. Grade			Ortaöğretim Toplamı Total of Secondary Education			Genel Ortaöğretim General Secondary Education			Mesleki ve Teknik Ortaöğretim Vocational and Technical Secondary Education		
İBBS - 3. Düzey SR - Level 3		Toplam Total	Erkek Male	Kadın Female	Toplam Total	Erkek Male	Kadın Female	Toplam Total	Erkek Male	Kadın Female	Toplam Total	Erkek Male	Kadın Female
TR713 Niğde	<b>Toplam - Total</b>	<b>6 441</b>	<b>3 281</b>	<b>3 160</b>	<b>3 991</b>	<b>2 102</b>	<b>1 889</b>	<b>1 778</b>	<b>812</b>	<b>966</b>	<b>2 213</b>	<b>1 290</b>	<b>923</b>
	Şehir - City	3 676	1 906	1 770	3 788	1 988	1 800	1 778	812	966	2 010	1 176	834
	Köy - Village	2 765	1 375	1 390	203	114	89	-	-	-	203	114	89
TR714 Nevşehir	<b>Toplam - Total</b>	<b>4 901</b>	<b>2 467</b>	<b>2 434</b>	<b>2 994</b>	<b>1 488</b>	<b>1 506</b>	<b>1 569</b>	<b>716</b>	<b>853</b>	<b>1 425</b>	<b>772</b>	<b>653</b>
	Şehir - City	3 144	1 594	1 550	2 855	1 415	1 440	1 453	659	794	1 402	756	646
	Köy - Village	1 757	873	884	139	73	66	116	57	59	23	16	7
TR715 Kırşehir	<b>Toplam - Total</b>	<b>3 360</b>	<b>1 747</b>	<b>1 613</b>	<b>3 093</b>	<b>1 616</b>	<b>1 477</b>	<b>1 519</b>	<b>734</b>	<b>785</b>	<b>1 574</b>	<b>882</b>	<b>692</b>
	Şehir - City	2 825	1 461	1 364	3 093	1 616	1 477	1 519	734	785	1 574	882	692
	Köy - Village	535	286	249	-	-	-	-	-	-	-	-	-
TR721 Kayseri	<b>Toplam - Total</b>	<b>22 986</b>	<b>11 644</b>	<b>11 342</b>	<b>14 234</b>	<b>6 909</b>	<b>7 325</b>	<b>7 103</b>	<b>3 123</b>	<b>3 980</b>	<b>7 131</b>	<b>3 786</b>	<b>3 345</b>
	Şehir - City	22 986	11 644	11 342	14 234	6 909	7 325	7 103	3 123	3 980	7 131	3 786	3 345
	Köy - Village	-	-	-	-	-	-	-	-	-	-	-	-
TR722 Sivas	<b>Toplam - Total</b>	<b>10 760</b>	<b>5 471</b>	<b>5 289</b>	<b>7 723</b>	<b>4 058</b>	<b>3 665</b>	<b>3 635</b>	<b>1 744</b>	<b>1 891</b>	<b>4 088</b>	<b>2 314</b>	<b>1 774</b>
	Şehir - City	8 648	4 378	4 270	7 586	3 988	3 598	3 587	1 724	1 863	3 999	2 264	1 735
	Köy - Village	2 112	1 093	1 019	137	70	67	48	20	28	89	50	39
TR723 Yozgat	<b>Toplam - Total</b>	<b>7 646</b>	<b>3 874</b>	<b>3 772</b>	<b>5 274</b>	<b>2 637</b>	<b>2 637</b>	<b>2 439</b>	<b>1 096</b>	<b>1 343</b>	<b>2 835</b>	<b>1 541</b>	<b>1 294</b>
	Şehir - City	5 071	2 579	2 492	5 075	2 530	2 545	2 439	1 096	1 343	2 636	1 434	1 202
	Köy - Village	2 575	1 295	1 280	199	107	92	-	-	-	199	107	92
TR811 Zonguldak	<b>Toplam - Total</b>	<b>8 605</b>	<b>4 402</b>	<b>4 203</b>	<b>6 834</b>	<b>3 468</b>	<b>3 366</b>	<b>3 339</b>	<b>1 470</b>	<b>1 869</b>	<b>3 495</b>	<b>1 998</b>	<b>1 497</b>
	Şehir - City	5 748	2 954	2 794	6 207	3 194	3 013	3 143	1 374	1 769	3 064	1 820	1 244
	Köy - Village	2 857	1 448	1 409	627	274	353	196	96	100	431	178	253
TR812 Karabük	<b>Toplam - Total</b>	<b>3 342</b>	<b>1 724</b>	<b>1 618</b>	<b>3 462</b>	<b>1 812</b>	<b>1 650</b>	<b>1 992</b>	<b>1 007</b>	<b>985</b>	<b>1 470</b>	<b>805</b>	<b>665</b>
	Şehir - City	3 041	1 558	1 483	3 422	1 794	1 628	1 992	1 007	985	1 430	787	643
	Köy - Village	301	166	135	40	18	22	-	-	-	40	18	22
TR813 Bartın	<b>Toplam - Total</b>	<b>2 765</b>	<b>1 451</b>	<b>1 314</b>	<b>2 065</b>	<b>1 025</b>	<b>1 040</b>	<b>749</b>	<b>334</b>	<b>415</b>	<b>1 316</b>	<b>691</b>	<b>625</b>
	Şehir - City	1 347	742	605	1 866	928	938	749	334	415	1 117	594	523
	Köy - Village	1 418	709	709	199	97	102	-	-	-	199	97	102
TR821 Kastamonu	<b>Toplam - Total</b>	<b>5 032</b>	<b>2 551</b>	<b>2 481</b>	<b>3 596</b>	<b>1 832</b>	<b>1 764</b>	<b>1 458</b>	<b>655</b>	<b>803</b>	<b>2 138</b>	<b>1 177</b>	<b>961</b>
	Şehir - City	3 910	1 969	1 941	3 531	1 803	1 728	1 458	655	803	2 073	1 148	925
	Köy - Village	1 122	582	540	65	29	36	-	-	-	65	29	36
TR822 Çankırı	<b>Toplam - Total</b>	<b>2 404</b>	<b>1 244</b>	<b>1 160</b>	<b>1 957</b>	<b>989</b>	<b>968</b>	<b>808</b>	<b>351</b>	<b>457</b>	<b>1 149</b>	<b>638</b>	<b>511</b>
	Şehir - City	2 253	1 157	1 096	1 957	989	968	808	351	457	1 149	638	511
	Köy - Village	151	87	64	-	-	-	-	-	-	-	-	-
TR823 Sinop	<b>Toplam - Total</b>	<b>2 671</b>	<b>1 362</b>	<b>1 309</b>	<b>2 328</b>	<b>1 165</b>	<b>1 163</b>	<b>1 050</b>	<b>430</b>	<b>620</b>	<b>1 278</b>	<b>735</b>	<b>543</b>
	Şehir - City	2 153	1 098	1 055	2 287	1 140	1 147	1 050	430	620	1 237	710	527
	Köy - Village	518	264	254	41	25	16	-	-	-	41	25	16
TR831 Samsun	<b>Toplam - Total</b>	<b>21 887</b>	<b>11 073</b>	<b>10 814</b>	<b>15 369</b>	<b>7 337</b>	<b>8 032</b>	<b>7 824</b>	<b>3 474</b>	<b>4 350</b>	<b>7 545</b>	<b>3 863</b>	<b>3 682</b>
	Şehir - City	21 887	11 073	10 814	15 369	7 337	8 032	7 824	3 474	4 350	7 545	3 863	3 682
	Köy - Village	-	-	-	-	-	-	-	-	-	-	-	-
TR832 Tokat	<b>Toplam - Total</b>	<b>10 187</b>	<b>5 150</b>	<b>5 037</b>	<b>7 163</b>	<b>3 475</b>	<b>3 688</b>	<b>3 452</b>	<b>1 567</b>	<b>1 885</b>	<b>3 711</b>	<b>1 908</b>	<b>1 803</b>
	Şehir - City	7 558	3 827	3 731	7 089	3 429	3 660	3 452	1 567	1 885	3 637	1 862	1 775
	Köy - Village	2 629	1 323	1 306	74	46	28	-	-	-	74	46	28
TR833 Çorum	<b>Toplam - Total</b>	<b>8 452</b>	<b>4 221</b>	<b>4 231</b>	<b>6 777</b>	<b>3 526</b>	<b>3 251</b>	<b>3 488</b>	<b>1 611</b>	<b>1 877</b>	<b>3 289</b>	<b>1 915</b>	<b>1 374</b>
	Şehir - City	6 911	3 444	3 467	6 711	3 485	3 226	3 488	1 611	1 877	3 223	1 874	1 349
	Köy - Village	1 541	777	764	66	41	25	-	-	-	66	41	25
TR834 Amasya	<b>Toplam - Total</b>	<b>5 124</b>	<b>2 683</b>	<b>2 441</b>	<b>4 397</b>	<b>2 244</b>	<b>2 153</b>	<b>1 830</b>	<b>882</b>	<b>948</b>	<b>2 567</b>	<b>1 362</b>	<b>1 205</b>
	Şehir - City	4 132	2 180	1 952	4 268	2 153	2 115	1 830	882	948	2 438	1 271	1 167
	Köy - Village	992	503	489	129	91	38	-	-	-	129	91	38
TR901 Trabzon	<b>Toplam - Total</b>	<b>12 333</b>	<b>6 264</b>	<b>6 069</b>	<b>10 474</b>	<b>5 310</b>	<b>5 164</b>	<b>4 903</b>	<b>2 297</b>	<b>2 606</b>	<b>5 571</b>	<b>3 013</b>	<b>2 558</b>
	Şehir - City	12 333	6 264	6 069	10 474	5 310	5 164	4 903	2 297	2 606	5 571	3 013	2 558
	Köy - Village	-	-	-	-	-	-	-	-	-	-	-	-
TR902 Ordu	<b>Toplam - Total</b>	<b>12 049</b>	<b>6 038</b>	<b>6 011</b>	<b>8 525</b>	<b>4 114</b>	<b>4 411</b>	<b>3 787</b>	<b>1 650</b>	<b>2 137</b>	<b>4 738</b>	<b>2 464</b>	<b>2 274</b>
	Şehir - City	12 049	6 038	6 011	8 525	4 114	4 411	3 787	1 650	2 137	4 738	2 464	2 274
	Köy - Village	-	-	-	-	-	-	-	-	-	-	-	-
TR903 Giresun	<b>Toplam - Total</b>	<b>6 414</b>	<b>3 264</b>	<b>3 150</b>	<b>5 876</b>	<b>2 988</b>	<b>2 888</b>	<b>2 432</b>	<b>1 161</b>	<b>1 271</b>	<b>3 444</b>	<b>1 827</b>	<b>1 617</b>
	Şehir - City	4 909	2 508	2 401	5 822	2 962	2 860	2 420	1 152	1 268	3 402	1 810	1 592
	Köy - Village	1 505	756	749	54	26	28	12	9	3	42	17	25

Not. Açıköğretim ortaokulu ve açıköğretim lisesi öğrencileri dahildir.

Note. Open education students are included.

## 1.13 İstatistiki Bölge Birimleri Sınıflaması 3. düzey, yerleşim yeri ve eğitim seviyesine göre mezun olan öğrenci sayısı (devam)

Number of graduates by settlement place and level of education according to Statistical Regions Level 3 (continued)

[2013/14 Öğretim yılı sonu - End of the educational year 2013/14]

		Ortaöğretim - Upper Secondary Education											
		8. Sınıfı Bitiren Öğrenci Sayısı Number of Students Who Completed 8. Grade			Ortaöğretim Toplamı Total of Secondary Education			Genel Ortaöğretim General Secondary Education			Mesleki ve Teknik Ortaöğretim Vocational and Technical Secondary Education		
İBBS - 3. Düzey SR - Level 3		Toplam Total	Erkek Male	Kadın Female	Toplam Total	Erkek Male	Kadın Female	Toplam Total	Erkek Male	Kadın Female	Toplam Total	Erkek Male	Kadın Female
TR904 Rize	Toplam - Total	5 306	2 671	2 635	4 554	2 206	2 348	2 129	918	1 211	2 425	1 288	1 137
	Şehir - City	4 228	2 117	2 111	4 434	2 129	2 305	2 059	886	1 173	2 375	1 243	1 132
	Köy - Village	1 078	554	524	120	77	43	70	32	38	50	45	5
TR905 Artvin	Toplam - Total	2 451	1 264	1 187	2 166	1 077	1 089	934	412	522	1 232	665	567
	Şehir - City	1 788	930	858	1 976	950	1 026	885	387	498	1 091	563	528
	Köy - Village	663	334	329	190	127	63	49	25	24	141	102	39
TR906 Gümüşhane	Toplam - Total	1 834	922	912	1 623	789	834	776	372	404	847	417	430
	Şehir - City	1 426	727	699	1 598	780	818	751	363	388	847	417	430
	Köy - Village	408	195	213	25	9	16	25	9	16	-	-	-
TRA11 Erzurum	Toplam - Total	14 808	7 605	7 203	8 263	4 408	3 855	4 445	2 301	2 144	3 818	2 107	1 711
	Şehir - City	14 808	7 605	7 203	8 263	4 408	3 855	4 445	2 301	2 144	3 818	2 107	1 711
	Köy - Village	-	-	-	-	-	-	-	-	-	-	-	-
TRA12 Erzincan	Toplam - Total	3 612	1 795	1 817	3 011	1 545	1 466	1 354	671	683	1 657	874	783
	Şehir - City	2 608	1 291	1 317	2 912	1 494	1 418	1 334	657	677	1 578	837	741
	Köy - Village	1 004	504	500	99	51	48	20	14	6	79	37	42
TRA13 Bayburt	Toplam - Total	1 277	636	641	1 001	551	450	514	280	234	487	271	216
	Şehir - City	932	463	469	981	537	444	514	280	234	467	257	210
	Köy - Village	345	173	172	20	14	6	-	-	-	20	14	6
TRA21 Ağrı	Toplam - Total	11 951	6 420	5 531	4 230	2 279	1 951	2 589	1 470	1 119	1 641	809	832
	Şehir - City	8 368	4 408	3 960	4 230	2 279	1 951	2 589	1 470	1 119	1 641	809	832
	Köy - Village	3 583	2 012	1 571	-	-	-	-	-	-	-	-	-
TRA22 Kars	Toplam - Total	6 037	3 141	2 896	2 648	1 256	1 392	1 587	722	865	1 061	534	527
	Şehir - City	3 158	1 646	1 512	2 597	1 221	1 376	1 559	709	850	1 038	512	526
	Köy - Village	2 879	1 495	1 384	51	35	16	28	13	15	23	22	1
TRA23 Iğdır	Toplam - Total	4 347	2 278	2 069	2 074	945	1 129	1 396	642	754	678	303	375
	Şehir - City	2 610	1 340	1 270	2 043	931	1 112	1 396	642	754	647	289	358
	Köy - Village	1 737	938	799	31	14	17	-	-	-	31	14	17
TRA24 Ardahan	Toplam - Total	1 989	983	1 006	1 157	560	597	461	224	237	696	336	360
	Şehir - City	1 078	526	552	1 130	546	584	454	218	236	676	328	348
	Köy - Village	911	457	454	27	14	13	7	6	1	20	8	12
TRB11 Malatya	Toplam - Total	14 008	7 175	6 833	10 620	5 318	5 302	5 564	2 586	2 978	5 056	2 732	2 324
	Şehir - City	14 008	7 175	6 833	10 620	5 318	5 302	5 564	2 586	2 978	5 056	2 732	2 324
	Köy - Village	-	-	-	-	-	-	-	-	-	-	-	-
TRB12 Elazığ	Toplam - Total	9 718	4 926	4 792	7 550	3 861	3 689	4 209	2 143	2 066	3 341	1 718	1 623
	Şehir - City	7 967	4 039	3 928	7 375	3 776	3 599	4 209	2 143	2 066	3 166	1 633	1 533
	Köy - Village	1 751	887	864	175	85	90	-	-	-	175	85	90
TRB13 Bingöl	Toplam - Total	5 768	3 022	2 746	2 979	1 500	1 479	1 584	890	694	1 395	610	785
	Şehir - City	3 930	1 992	1 938	2 979	1 500	1 479	1 584	890	694	1 395	610	785
	Köy - Village	1 838	1 030	808	-	-	-	-	-	-	-	-	-
TRB14 Tunceli	Toplam - Total	907	451	456	796	362	434	392	175	217	404	187	217
	Şehir - City	746	365	381	796	362	434	392	175	217	404	187	217
	Köy - Village	161	86	75	-	-	-	-	-	-	-	-	-
TRB21 Van	Toplam - Total	24 336	12 977	11 359	9 713	5 184	4 529	5 280	2 990	2 290	4 433	2 194	2 239
	Şehir - City	24 336	12 977	11 359	9 713	5 184	4 529	5 280	2 990	2 290	4 433	2 194	2 239
	Köy - Village	-	-	-	-	-	-	-	-	-	-	-	-
TRB22 Muş	Toplam - Total	8 987	4 897	4 090	3 745	2 146	1 599	1 479	894	585	2 266	1 252	1 014
	Şehir - City	4 709	2 446	2 263	3 480	1 999	1 481	1 406	849	557	2 074	1 150	924
	Köy - Village	4 278	2 451	1 827	265	147	118	73	45	28	192	102	90
TRB23 Bitlis	Toplam - Total	7 923	4 341	3 582	3 315	2 024	1 291	1 855	1 160	695	1 460	864	596
	Şehir - City	5 366	3 031	2 335	3 315	2 024	1 291	1 855	1 160	695	1 460	864	596
	Köy - Village	2 557	1 310	1 247	-	-	-	-	-	-	-	-	-
TRB24 Hakkari	Toplam - Total	6 058	3 127	2 931	3 135	1 584	1 551	1 425	771	654	1 710	813	897
	Şehir - City	3 644	1 818	1 826	2 939	1 439	1 500	1 425	771	654	1 514	668	846
	Köy - Village	2 414	1 309	1 105	196	145	51	-	-	-	196	145	51

Not. Açıköğretim ortaokulu ve açıköğretim lisesi öğrencileri dahildir.

Note. Open education students are included.



## 1.13 İstatistiki Bölge Birimleri Sınıflaması 3. düzey, yerleşim yeri ve eğitim seviyesine göre mezun olan öğrenci sayısı (devam)

Number of graduates by settlement place and level of education according to Statistical Regions Level 3 (continued)

[2013/14 Öğretim yılı sonu - End of the educational year 2013/14]

		Ortaöğretim - Upper Secondary Education											
		8. Sınıfı Bitiren Öğrenci Sayısı Number of Students Who Completed 8. Grade			Ortaöğretim Toplamı Total of Secondary Education			Genel Ortaöğretim General Secondary Education			Mesleki ve Teknik Ortaöğretim Vocational and Technical Secondary Education		
İBBS - 3. Düzey SR - Level 3		Toplam Total	Erkek Male	Kadın Female	Toplam Total	Erkek Male	Kadın Female	Toplam Total	Erkek Male	Kadın Female	Toplam Total	Erkek Male	Kadın Female
TRC11 Gaziantep	<b>Toplam - Total</b>	<b>37 240</b>	<b>19 340</b>	<b>17 900</b>	<b>17 426</b>	<b>8 406</b>	<b>9 020</b>	<b>8 997</b>	<b>4 657</b>	<b>4 340</b>	<b>8 429</b>	<b>3 749</b>	<b>4 680</b>
	Şehir - City	37 240	19 340	17 900	17 426	8 406	9 020	8 997	4 657	4 340	8 429	3 749	4 680
	Köy - Village	-	-	-	-	-	-	-	-	-	-	-	-
TRC12 Adıyaman	<b>Toplam - Total</b>	<b>12 900</b>	<b>6 626</b>	<b>6 274</b>	<b>8 339</b>	<b>4 111</b>	<b>4 228</b>	<b>4 659</b>	<b>2 398</b>	<b>2 261</b>	<b>3 680</b>	<b>1 713</b>	<b>1 967</b>
	Şehir - City	8 482	4 341	4 141	7 916	3 884	4 032	4 659	2 398	2 261	3 257	1 486	1 771
	Köy - Village	4 418	2 285	2 133	423	227	196	-	-	-	423	227	196
TRC13 Kilis	<b>Toplam - Total</b>	<b>2 448</b>	<b>1 236</b>	<b>1 212</b>	<b>1 606</b>	<b>740</b>	<b>866</b>	<b>747</b>	<b>320</b>	<b>427</b>	<b>859</b>	<b>420</b>	<b>439</b>
	Şehir - City	1 978	996	982	1 606	740	866	747	320	427	859	420	439
	Köy - Village	470	240	230	-	-	-	-	-	-	-	-	-
TRC21 Şanlıurfa	<b>Toplam - Total</b>	<b>40 759</b>	<b>22 307</b>	<b>18 452</b>	<b>14 649</b>	<b>7 918</b>	<b>6 731</b>	<b>9 403</b>	<b>5 584</b>	<b>3 819</b>	<b>5 246</b>	<b>2 334</b>	<b>2 912</b>
	Şehir - City	40 759	22 307	18 452	14 649	7 918	6 731	9 403	5 584	3 819	5 246	2 334	2 912
	Köy - Village	-	-	-	-	-	-	-	-	-	-	-	-
TRC22 Diyarbakır	<b>Toplam - Total</b>	<b>36 929</b>	<b>19 294</b>	<b>17 635</b>	<b>17 636</b>	<b>8 917</b>	<b>8 719</b>	<b>8 686</b>	<b>4 575</b>	<b>4 111</b>	<b>8 950</b>	<b>4 342</b>	<b>4 608</b>
	Şehir - City	36 929	19 294	17 635	17 636	8 917	8 719	8 686	4 575	4 111	8 950	4 342	4 608
	Köy - Village	-	-	-	-	-	-	-	-	-	-	-	-
TRC31 Mardin	<b>Toplam - Total</b>	<b>18 810</b>	<b>9 877</b>	<b>8 933</b>	<b>8 763</b>	<b>4 560</b>	<b>4 203</b>	<b>5 280</b>	<b>2 888</b>	<b>2 392</b>	<b>3 483</b>	<b>1 672</b>	<b>1 811</b>
	Şehir - City	18 810	9 877	8 933	8 763	4 560	4 203	5 280	2 888	2 392	3 483	1 672	1 811
	Köy - Village	-	-	-	-	-	-	-	-	-	-	-	-
TRC32 Batman	<b>Toplam - Total</b>	<b>13 392</b>	<b>6 839</b>	<b>6 553</b>	<b>6 841</b>	<b>3 616</b>	<b>3 225</b>	<b>4 328</b>	<b>2 366</b>	<b>1 962</b>	<b>2 513</b>	<b>1 250</b>	<b>1 263</b>
	Şehir - City	10 706	5 410	5 296	6 625	3 509	3 116	4 328	2 366	1 962	2 297	1 143	1 154
	Köy - Village	2 686	1 429	1 257	216	107	109	-	-	-	216	107	109
TRC33 Şırnak	<b>Toplam - Total</b>	<b>12 425</b>	<b>6 453</b>	<b>5 972</b>	<b>4 478</b>	<b>2 476</b>	<b>2 002</b>	<b>2 467</b>	<b>1 368</b>	<b>1 099</b>	<b>2 011</b>	<b>1 108</b>	<b>903</b>
	Şehir - City	7 572	3 932	3 640	4 171	2 317	1 854	2 467	1 368	1 099	1 704	949	755
	Köy - Village	4 853	2 521	2 332	307	159	148	-	-	-	307	159	148
TRC34 Siirt	<b>Toplam - Total</b>	<b>7 899</b>	<b>4 300</b>	<b>3 599</b>	<b>3 235</b>	<b>1 823</b>	<b>1 412</b>	<b>1 796</b>	<b>1 064</b>	<b>732</b>	<b>1 439</b>	<b>759</b>	<b>680</b>
	Şehir - City	5 145	2 803	2 342	3 111	1 759	1 352	1 796	1 064	732	1 315	695	620
	Köy - Village	2 754	1 497	1 257	124	64	60	-	-	-	124	64	60

Not. Açıköğretim ortaokulu ve açıköğretim lisesi öğrencileri dahildir.

Note. Open education students are included.

## 1.14 İstatistikî Bölge Birimleri Sınıflaması 3. düzey, yerleşim yeri ve eğitim seviyesine göre yeni kayıt öğrenci sayısı

Number of new entrants by settlement place and level of education according to Statistical Regions Level 3

[2014/ 15 Öğretim yılı başı - Beginning of the educational year 2014/ 15]

		Ortaöğretim - Upper Secondary Education											
		İlkokul Primary School			Ortaöğretim Toplamı Total of Secondary Education			Genel Ortaöğretim General Secondary Education			Mesleki ve Teknik Ortaöğretim Vocational and Technical Secondary Education		
İBBS - 3. Düzey SR - Level 3		Toplam Total	Erkek Male	Kadın Female	Toplam Total	Erkek Male	Kadın Female	Toplam Total	Erkek Male	Kadın Female	Toplam Total	Erkek Male	Kadın Female
TR Türkiye	Toplam - Total	1 145 581	586 154	559 427	1 208 611	626 683	581 928	471 093	222 627	248 466	737 518	404 056	333 462
TR Turkey	Şehir - City	1 064 272	544 340	519 932	1 197 219	620 333	576 886	469 340	221 751	247 589	727 879	398 582	329 297
	Köy - Village	81 309	41 814	39 495	11 392	6 350	5 042	1 753	876	877	9 639	5 474	4 165
TR100 İstanbul	Toplam - Total	200 722	102 706	98 016	202 037	104 166	97 871	60 904	29 460	31 444	141 133	74 706	66 427
	Şehir - City	200 722	102 706	98 016	202 037	104 166	97 871	60 904	29 460	31 444	141 133	74 706	66 427
	Köy - Village	-	-	-	-	-	-	-	-	-	-	-	-
TR211 Tekirdağ	Toplam - Total	11 546	5 913	5 633	11 729	6 085	5 644	5 078	2 347	2 731	6 651	3 738	2 913
	Şehir - City	11 546	5 913	5 633	11 729	6 085	5 644	5 078	2 347	2 731	6 651	3 738	2 913
	Köy - Village	-	-	-	-	-	-	-	-	-	-	-	-
TR212 Edirne	Toplam - Total	3 779	1 989	1 790	4 528	2 410	2 118	2 366	1 120	1 246	2 162	1 290	872
	Şehir - City	3 111	1 647	1 464	4 441	2 373	2 068	2 306	1 098	1 208	2 135	1 275	860
	Köy - Village	668	342	326	87	37	50	60	22	38	27	15	12
TR213 Kırklareli	Toplam - Total	3 217	1 657	1 560	3 910	2 019	1 891	2 012	923	1 089	1 898	1 096	802
	Şehir - City	2 653	1 359	1 294	3 825	1 966	1 859	2 012	923	1 089	1 813	1 043	770
	Köy - Village	564	298	266	85	53	32	-	-	-	85	53	32
TR221 Balıkesir	Toplam - Total	11 903	6 060	5 843	14 548	7 558	6 990	6 677	3 071	3 606	7 871	4 487	3 384
	Şehir - City	11 903	6 060	5 843	14 548	7 558	6 990	6 677	3 071	3 606	7 871	4 487	3 384
	Köy - Village	-	-	-	-	-	-	-	-	-	-	-	-
TR222 Çanakkale	Toplam - Total	4 798	2 450	2 348	5 508	2 903	2 605	2 847	1 307	1 540	2 661	1 596	1 065
	Şehir - City	3 369	1 695	1 674	5 186	2 714	2 472	2 727	1 236	1 491	2 459	1 478	981
	Köy - Village	1 429	755	674	322	189	133	120	71	49	202	118	84
TR310 İzmir	Toplam - Total	47 940	24 539	23 401	52 667	27 160	25 507	22 845	10 527	12 318	29 822	16 633	13 189
	Şehir - City	47 940	24 539	23 401	52 667	27 160	25 507	22 845	10 527	12 318	29 822	16 633	13 189
	Köy - Village	-	-	-	-	-	-	-	-	-	-	-	-
TR321 Aydın	Toplam - Total	12 128	6 191	5 937	14 431	7 399	7 032	6 434	2 859	3 575	7 997	4 540	3 457
	Şehir - City	12 128	6 191	5 937	14 431	7 399	7 032	6 434	2 859	3 575	7 997	4 540	3 457
	Köy - Village	-	-	-	-	-	-	-	-	-	-	-	-
TR322 Denizli	Toplam - Total	12 344	6 346	5 998	14 447	7 479	6 968	6 011	2 692	3 319	8 436	4 787	3 649
	Şehir - City	12 344	6 346	5 998	14 447	7 479	6 968	6 011	2 692	3 319	8 436	4 787	3 649
	Köy - Village	-	-	-	-	-	-	-	-	-	-	-	-
TR323 Muğla	Toplam - Total	10 111	5 185	4 926	10 644	5 457	5 187	5 494	2 396	3 098	5 150	3 061	2 089
	Şehir - City	10 111	5 185	4 926	10 644	5 457	5 187	5 494	2 396	3 098	5 150	3 061	2 089
	Köy - Village	-	-	-	-	-	-	-	-	-	-	-	-
TR331 Manisa	Toplam - Total	16 760	8 587	8 173	18 758	9 636	9 122	7 821	3 509	4 312	10 937	6 127	4 810
	Şehir - City	16 760	8 587	8 173	18 758	9 636	9 122	7 821	3 509	4 312	10 937	6 127	4 810
	Köy - Village	-	-	-	-	-	-	-	-	-	-	-	-
TR332 Afyonkarahisar	Toplam - Total	9 425	4 844	4 581	10 955	5 915	5 040	4 061	1 750	2 311	6 894	4 165	2 729
	Şehir - City	5 477	2 816	2 661	10 543	5 686	4 857	4 061	1 750	2 311	6 482	3 936	2 546
	Köy - Village	3 948	2 028	1 920	412	229	183	-	-	-	412	229	183
TR333 Kütahya	Toplam - Total	6 269	3 225	3 044	7 826	4 233	3 593	3 215	1 564	1 651	4 611	2 669	1 942
	Şehir - City	4 826	2 495	2 331	7 741	4 187	3 554	3 215	1 564	1 651	4 526	2 623	1 903
	Köy - Village	1 443	730	713	85	46	39	-	-	-	85	46	39
TR334 Uşak	Toplam - Total	4 115	2 105	2 010	4 830	2 449	2 381	2 685	1 259	1 426	2 145	1 190	955
	Şehir - City	3 266	1 656	1 610	4 825	2 446	2 379	2 685	1 259	1 426	2 140	1 187	953
	Köy - Village	849	449	400	5	3	2	-	-	-	5	3	2

Not. Açıköğretim ortaokulu ve açıköğretim lisesi öğrencileri dahil değildir.

Note. Open education students are not included.

## 1.14 İstatistikî Bölge Birimleri Sınıflaması 3. düzey, yerleşim yeri ve eğitim seviyesine göre yeni kayıt öğrenci sayısı (devam)

Number of new entrants by settlement place and level of education according to Statistical Regions Level 3 (continued)

[2014/ 15 Öğretim yılı başı - Beginning of the educational year 2014/ 15]

		Ortaöğretim - Upper Secondary Education											
		İlkokul Primary School			Ortaöğretim Toplamı Total of Secondary Education			Genel Ortaöğretim General Secondary Education			Mesleki ve Teknik Ortaöğretim Vocational and Technical Secondary Education		
İBBS - 3. Düzey SR - Level 3		Toplam Total	Erkek Male	Kadın Female	Toplam Total	Erkek Male	Kadın Female	Toplam Total	Erkek Male	Kadın Female	Toplam Total	Erkek Male	Kadın Female
TR411 Bursa	<b>Toplam - Total</b>	<b>37 145</b>	<b>19 143</b>	<b>18 002</b>	<b>39 583</b>	<b>20 781</b>	<b>18 802</b>	<b>14 392</b>	<b>6 985</b>	<b>7 407</b>	<b>25 191</b>	<b>13 796</b>	<b>11 395</b>
	Şehir - City	37 145	19 143	18 002	39 583	20 781	18 802	14 392	6 985	7 407	25 191	13 796	11 395
	Köy - Village	-	-	-	-	-	-	-	-	-	-	-	-
TR412 Eskişehir	<b>Toplam - Total</b>	<b>8 712</b>	<b>4 506</b>	<b>4 206</b>	<b>10 558</b>	<b>5 588</b>	<b>4 970</b>	<b>5 176</b>	<b>2 375</b>	<b>2 801</b>	<b>5 382</b>	<b>3 213</b>	<b>2 169</b>
	Şehir - City	8 712	4 506	4 206	10 558	5 588	4 970	5 176	2 375	2 801	5 382	3 213	2 169
	Köy - Village	-	-	-	-	-	-	-	-	-	-	-	-
TR413 Bilecik	<b>Toplam - Total</b>	<b>2 277</b>	<b>1 166</b>	<b>1 111</b>	<b>2 763</b>	<b>1 409</b>	<b>1 354</b>	<b>1 049</b>	<b>477</b>	<b>572</b>	<b>1 714</b>	<b>932</b>	<b>782</b>
	Şehir - City	2 024	1 032	992	2 763	1 409	1 354	1 049	477	572	1 714	932	782
	Köy - Village	253	134	119	-	-	-	-	-	-	-	-	-
TR421 Kocaeli	<b>Toplam - Total</b>	<b>25 466</b>	<b>13 002</b>	<b>12 464</b>	<b>25 994</b>	<b>13 427</b>	<b>12 567</b>	<b>11 007</b>	<b>5 276</b>	<b>5 731</b>	<b>14 987</b>	<b>8 151</b>	<b>6 836</b>
	Şehir - City	25 466	13 002	12 464	25 994	13 427	12 567	11 007	5 276	5 731	14 987	8 151	6 836
	Köy - Village	-	-	-	-	-	-	-	-	-	-	-	-
TR422 Sakarya	<b>Toplam - Total</b>	<b>12 304</b>	<b>6 306</b>	<b>5 998</b>	<b>13 808</b>	<b>7 114</b>	<b>6 694</b>	<b>5 702</b>	<b>2 585</b>	<b>3 117</b>	<b>8 106</b>	<b>4 529</b>	<b>3 577</b>
	Şehir - City	12 304	6 306	5 998	13 808	7 114	6 694	5 702	2 585	3 117	8 106	4 529	3 577
	Köy - Village	-	-	-	-	-	-	-	-	-	-	-	-
TR423 Düzce	<b>Toplam - Total</b>	<b>4 714</b>	<b>2 379</b>	<b>2 335</b>	<b>5 352</b>	<b>2 777</b>	<b>2 575</b>	<b>2 086</b>	<b>978</b>	<b>1 108</b>	<b>3 266</b>	<b>1 799</b>	<b>1 467</b>
	Şehir - City	3 241	1 657	1 584	5 208	2 691	2 517	2 028	941	1 087	3 180	1 750	1 430
	Köy - Village	1 473	722	751	144	86	58	58	37	21	86	49	37
TR424 Bolu	<b>Toplam - Total</b>	<b>3 207</b>	<b>1 664</b>	<b>1 543</b>	<b>3 814</b>	<b>2 066</b>	<b>1 748</b>	<b>1 619</b>	<b>699</b>	<b>920</b>	<b>2 195</b>	<b>1 367</b>	<b>828</b>
	Şehir - City	2 739	1 415	1 324	3 794	2 051	1 743	1 619	699	920	2 175	1 352	823
	Köy - Village	468	249	219	20	15	5	-	-	-	20	15	5
TR425 Yalova	<b>Toplam - Total</b>	<b>2 647</b>	<b>1 312</b>	<b>1 335</b>	<b>3 036</b>	<b>1 607</b>	<b>1 429</b>	<b>1 521</b>	<b>748</b>	<b>773</b>	<b>1 515</b>	<b>859</b>	<b>656</b>
	Şehir - City	2 046	1 012	1 034	2 471	1 249	1 222	1 193	599	594	1 278	650	628
	Köy - Village	601	300	301	565	358	207	328	149	179	237	209	28
TR510 Ankara	<b>Toplam - Total</b>	<b>66 812</b>	<b>34 114</b>	<b>32 698</b>	<b>76 149</b>	<b>38 993</b>	<b>37 156</b>	<b>33 904</b>	<b>15 755</b>	<b>18 149</b>	<b>42 245</b>	<b>23 238</b>	<b>19 007</b>
	Şehir - City	66 812	34 114	32 698	76 149	38 993	37 156	33 904	15 755	18 149	42 245	23 238	19 007
	Köy - Village	-	-	-	-	-	-	-	-	-	-	-	-
TR521 Konya	<b>Toplam - Total</b>	<b>31 069</b>	<b>15 838</b>	<b>15 231</b>	<b>32 398</b>	<b>16 362</b>	<b>16 036</b>	<b>10 360</b>	<b>4 871</b>	<b>5 489</b>	<b>22 038</b>	<b>11 491</b>	<b>10 547</b>
	Şehir - City	31 069	15 838	15 231	32 398	16 362	16 036	10 360	4 871	5 489	22 038	11 491	10 547
	Köy - Village	-	-	-	-	-	-	-	-	-	-	-	-
TR522 Karaman	<b>Toplam - Total</b>	<b>3 369</b>	<b>1 716</b>	<b>1 653</b>	<b>4 355</b>	<b>2 261</b>	<b>2 094</b>	<b>1 843</b>	<b>807</b>	<b>1 036</b>	<b>2 512</b>	<b>1 454</b>	<b>1 058</b>
	Şehir - City	2 582	1 311	1 271	4 277	2 225	2 052	1 843	807	1 036	2 434	1 418	1 016
	Köy - Village	787	405	382	78	36	42	-	-	-	78	36	42
TR611 Antalya	<b>Toplam - Total</b>	<b>30 712</b>	<b>15 747</b>	<b>14 965</b>	<b>31 297</b>	<b>16 148</b>	<b>15 149</b>	<b>15 648</b>	<b>7 347</b>	<b>8 301</b>	<b>15 649</b>	<b>8 801</b>	<b>6 848</b>
	Şehir - City	30 712	15 747	14 965	31 297	16 148	15 149	15 648	7 347	8 301	15 649	8 801	6 848
	Köy - Village	-	-	-	-	-	-	-	-	-	-	-	-
TR612 Isparta	<b>Toplam - Total</b>	<b>4 910</b>	<b>2 526</b>	<b>2 384</b>	<b>6 126</b>	<b>3 121</b>	<b>3 005</b>	<b>2 890</b>	<b>1 299</b>	<b>1 591</b>	<b>3 236</b>	<b>1 822</b>	<b>1 414</b>
	Şehir - City	3 777	1 944	1 833	6 050	3 080	2 970	2 814	1 258	1 556	3 236	1 822	1 414
	Köy - Village	1 133	582	551	76	41	35	76	41	35	-	-	-
TR613 Burdur	<b>Toplam - Total</b>	<b>2 682</b>	<b>1 389</b>	<b>1 293</b>	<b>3 496</b>	<b>1 759</b>	<b>1 737</b>	<b>1 824</b>	<b>796</b>	<b>1 028</b>	<b>1 672</b>	<b>963</b>	<b>709</b>
	Şehir - City	1 993	1 021	972	3 496	1 759	1 737	1 824	796	1 028	1 672	963	709
	Köy - Village	689	368	321	-	-	-	-	-	-	-	-	-
TR621 Adana	<b>Toplam - Total</b>	<b>34 054</b>	<b>17 394</b>	<b>16 660</b>	<b>37 519</b>	<b>19 655</b>	<b>17 864</b>	<b>18 559</b>	<b>8 831</b>	<b>9 728</b>	<b>18 960</b>	<b>10 824</b>	<b>8 136</b>
	Şehir - City	34 054	17 394	16 660	37 519	19 655	17 864	18 559	8 831	9 728	18 960	10 824	8 136
	Köy - Village	-	-	-	-	-	-	-	-	-	-	-	-

Not. Açıköğretim ortaokulu ve açıköğretim lisesi öğrencileri dahil değildir.

Note. Open education students are not included.

## 1.14 İstatistikî Bölge Birimleri Sınıflaması 3. düzey, yerleşim yeri ve eğitim seviyesine göre yeni kayıt öğrenci sayısı (devam)

Number of new entrants by settlement place and level of education according to Statistical Regions Level 3 (continued)

[2014/ 15 Öğretim yılı başı - Beginning of the educational year 2014/ 15]

İBBS - 3. Düzey SR - Level 3		Ortaöğretim - Upper Secondary Education											
		İlkokul Primary School			Ortaöğretim Toplamı Total of Secondary Education			Genel Ortaöğretim General Secondary Education			Mesleki ve Teknik Ortaöğretim Vocational and Technical Secondary Education		
		Toplam Total	Erkek Male	Kadın Female	Toplam Total	Erkek Male	Kadın Female	Toplam Total	Erkek Male	Kadın Female	Toplam Total	Erkek Male	Kadın Female
TR622 Mersin	<b>Toplam - Total</b>	<b>25 646</b>	<b>12 938</b>	<b>12 708</b>	<b>28 039</b>	<b>14 413</b>	<b>13 626</b>	<b>11 832</b>	<b>5 556</b>	<b>6 276</b>	<b>16 207</b>	<b>8 857</b>	<b>7 350</b>
	Şehir - City	25 646	12 938	12 708	28 039	14 413	13 626	11 832	5 556	6 276	16 207	8 857	7 350
	Köy - Village	-	-	-	-	-	-	-	-	-	-	-	-
TR631 Hatay	<b>Toplam - Total</b>	<b>27 223</b>	<b>13 977</b>	<b>13 246</b>	<b>27 143</b>	<b>14 425</b>	<b>12 718</b>	<b>10 203</b>	<b>4 666</b>	<b>5 537</b>	<b>16 940</b>	<b>9 759</b>	<b>7 181</b>
	Şehir - City	27 223	13 977	13 246	27 143	14 425	12 718	10 203	4 666	5 537	16 940	9 759	7 181
	Köy - Village	-	-	-	-	-	-	-	-	-	-	-	-
TR632 Kahramanmaraş	<b>Toplam - Total</b>	<b>19 749</b>	<b>10 072</b>	<b>9 677</b>	<b>18 974</b>	<b>9 805</b>	<b>9 169</b>	<b>5 949</b>	<b>2 806</b>	<b>3 143</b>	<b>13 025</b>	<b>6 999</b>	<b>6 026</b>
	Şehir - City	19 749	10 072	9 677	18 974	9 805	9 169	5 949	2 806	3 143	13 025	6 999	6 026
	Köy - Village	-	-	-	-	-	-	-	-	-	-	-	-
TR633 Osmaniye	<b>Toplam - Total</b>	<b>8 346</b>	<b>4 336</b>	<b>4 010</b>	<b>9 344</b>	<b>4 812</b>	<b>4 532</b>	<b>3 776</b>	<b>1 788</b>	<b>1 988</b>	<b>5 568</b>	<b>3 024</b>	<b>2 544</b>
	Şehir - City	6 783	3 533	3 250	9 218	4 733	4 485	3 776	1 788	1 988	5 442	2 945	2 497
	Köy - Village	1 563	803	760	126	79	47	-	-	-	126	79	47
TR711 Kırıkkale	<b>Toplam - Total</b>	<b>3 250</b>	<b>1 690</b>	<b>1 560</b>	<b>4 442</b>	<b>2 283</b>	<b>2 159</b>	<b>1 821</b>	<b>854</b>	<b>967</b>	<b>2 621</b>	<b>1 429</b>	<b>1 192</b>
	Şehir - City	2 952	1 542	1 410	4 295	2 223	2 072	1 821	854	967	2 474	1 369	1 105
	Köy - Village	298	148	150	147	60	87	-	-	-	147	60	87
TR712 Aksaray	<b>Toplam - Total</b>	<b>5 916</b>	<b>3 051</b>	<b>2 865</b>	<b>5 661</b>	<b>2 777</b>	<b>2 884</b>	<b>2 325</b>	<b>974</b>	<b>1 351</b>	<b>3 336</b>	<b>1 803</b>	<b>1 533</b>
	Şehir - City	3 844	1 979	1 865	5 033	2 443	2 590	2 248	930	1 318	2 785	1 513	1 272
	Köy - Village	2 072	1 072	1 000	628	334	294	77	44	33	551	290	261
TR713 Niğde	<b>Toplam - Total</b>	<b>5 213</b>	<b>2 771</b>	<b>2 442</b>	<b>5 622</b>	<b>2 862</b>	<b>2 760</b>	<b>2 297</b>	<b>1 003</b>	<b>1 294</b>	<b>3 325</b>	<b>1 859</b>	<b>1 466</b>
	Şehir - City	2 876	1 527	1 349	5 216	2 633	2 583	2 297	1 003	1 294	2 919	1 630	1 289
	Köy - Village	2 337	1 244	1 093	406	229	177	-	-	-	406	229	177
TR714 Nevşehir	<b>Toplam - Total</b>	<b>3 777</b>	<b>1 944</b>	<b>1 833</b>	<b>4 302</b>	<b>2 163</b>	<b>2 139</b>	<b>1 902</b>	<b>868</b>	<b>1 034</b>	<b>2 400</b>	<b>1 295</b>	<b>1 105</b>
	Şehir - City	2 454	1 278	1 176	4 111	2 052	2 059	1 727	770	957	2 384	1 282	1 102
	Köy - Village	1 323	666	657	191	111	80	175	98	77	16	13	3
TR715 Kırşehir	<b>Toplam - Total</b>	<b>2 628</b>	<b>1 338</b>	<b>1 290</b>	<b>3 649</b>	<b>1 899</b>	<b>1 750</b>	<b>1 612</b>	<b>768</b>	<b>844</b>	<b>2 037</b>	<b>1 131</b>	<b>906</b>
	Şehir - City	2 240	1 144	1 096	3 649	1 899	1 750	1 612	768	844	2 037	1 131	906
	Köy - Village	388	194	194	-	-	-	-	-	-	-	-	-
TR721 Kayseri	<b>Toplam - Total</b>	<b>20 555</b>	<b>10 514</b>	<b>10 041</b>	<b>22 062</b>	<b>11 131</b>	<b>10 931</b>	<b>8 625</b>	<b>3 858</b>	<b>4 767</b>	<b>13 437</b>	<b>7 273</b>	<b>6 164</b>
	Şehir - City	20 555	10 514	10 041	22 062	11 131	10 931	8 625	3 858	4 767	13 437	7 273	6 164
	Köy - Village	-	-	-	-	-	-	-	-	-	-	-	-
TR722 Sivas	<b>Toplam - Total</b>	<b>8 213</b>	<b>4 190</b>	<b>4 023</b>	<b>10 247</b>	<b>5 445</b>	<b>4 802</b>	<b>4 012</b>	<b>1 853</b>	<b>2 159</b>	<b>6 235</b>	<b>3 592</b>	<b>2 643</b>
	Şehir - City	6 396	3 294	3 102	10 004	5 290	4 714	3 955	1 822	2 133	6 049	3 468	2 581
	Köy - Village	1 817	896	921	243	155	88	57	31	26	186	124	62
TR723 Yozgat	<b>Toplam - Total</b>	<b>5 670</b>	<b>2 940</b>	<b>2 730</b>	<b>6 939</b>	<b>3 523</b>	<b>3 416</b>	<b>3 035</b>	<b>1 304</b>	<b>1 731</b>	<b>3 904</b>	<b>2 219</b>	<b>1 685</b>
	Şehir - City	3 886	2 011	1 875	6 782	3 428	3 354	3 035	1 304	1 731	3 747	2 124	1 623
	Köy - Village	1 784	929	855	157	95	62	-	-	-	157	95	62
TR811 Zonguldak	<b>Toplam - Total</b>	<b>7 023</b>	<b>3 574</b>	<b>3 449</b>	<b>7 988</b>	<b>4 152</b>	<b>3 836</b>	<b>3 836</b>	<b>1 743</b>	<b>2 093</b>	<b>4 152</b>	<b>2 409</b>	<b>1 743</b>
	Şehir - City	4 717	2 380	2 337	7 195	3 756	3 439	3 607	1 630	1 977	3 588	2 126	1 462
	Köy - Village	2 306	1 194	1 112	793	396	397	229	113	116	564	283	281
TR812 Karabük	<b>Toplam - Total</b>	<b>2 369</b>	<b>1 229</b>	<b>1 140</b>	<b>3 202</b>	<b>1 692</b>	<b>1 510</b>	<b>1 529</b>	<b>738</b>	<b>791</b>	<b>1 673</b>	<b>954</b>	<b>719</b>
	Şehir - City	2 151	1 117	1 034	3 153	1 671	1 482	1 529	738	791	1 624	933	691
	Köy - Village	218	112	106	49	21	28	-	-	-	49	21	28
TR813 Bartın	<b>Toplam - Total</b>	<b>2 079</b>	<b>1 044</b>	<b>1 035</b>	<b>2 560</b>	<b>1 361</b>	<b>1 199</b>	<b>889</b>	<b>424</b>	<b>465</b>	<b>1 671</b>	<b>937</b>	<b>734</b>
	Şehir - City	1 063	540	523	2 214	1 186	1 028	889	424	465	1 325	762	563
	Köy - Village	1 016	504	512	346	175	171	-	-	-	346	175	171

Not. Açıköğretim ortaokulu ve açıköğretim lisesi öğrencileri dahil değildir.

Note. Open education students are not included.

## 1.14 İstatistikî Bölge Birimleri Sınıflaması 3. düzey, yerleşim yeri ve eğitim seviyesine göre yeni kayıt öğrenci sayısı (devam)

Number of new entrants by settlement place and level of education according to Statistical Regions Level 3 (continued)

[2014/ 15 Öğretim yılı başı - Beginning of the educational year 2014/ 15]

		Ortaöğretim - Upper Secondary Education											
		İlkokul Primary School			Ortaöğretim Toplamı Total of Secondary Education			Genel Ortaöğretim General Secondary Education			Mesleki ve Teknik Ortaöğretim Vocational and Technical Secondary Education		
İBBS - 3. Düzey SR - Level 3		Toplam Total	Erkek Male	Kadın Female	Toplam Total	Erkek Male	Kadın Female	Toplam Total	Erkek Male	Kadın Female	Toplam Total	Erkek Male	Kadın Female
TR821 Kastamonu	<b>Toplam - Total</b>	<b>3 778</b>	<b>1 950</b>	<b>1 828</b>	<b>4 470</b>	<b>2 299</b>	<b>2 171</b>	<b>1 466</b>	<b>646</b>	<b>820</b>	<b>3 004</b>	<b>1 653</b>	<b>1 351</b>
	Şehir - City	2 936	1 540	1 396	4 397	2 270	2 127	1 466	646	820	2 931	1 624	1 307
	Köy - Village	842	410	432	73	29	44	-	-	-	73	29	44
TR822 Çankırı	<b>Toplam - Total</b>	<b>1 868</b>	<b>966</b>	<b>902</b>	<b>2 251</b>	<b>1 193</b>	<b>1 058</b>	<b>958</b>	<b>401</b>	<b>557</b>	<b>1 293</b>	<b>792</b>	<b>501</b>
	Şehir - City	1 670	856	814	2 251	1 193	1 058	958	401	557	1 293	792	501
	Köy - Village	198	110	88	-	-	-	-	-	-	-	-	-
TR823 Sinop	<b>Toplam - Total</b>	<b>2 250</b>	<b>1 139</b>	<b>1 111</b>	<b>2 652</b>	<b>1 388</b>	<b>1 264</b>	<b>1 068</b>	<b>494</b>	<b>574</b>	<b>1 584</b>	<b>894</b>	<b>690</b>
	Şehir - City	1 668	834	834	2 652	1 388	1 264	1 068	494	574	1 584	894	690
	Köy - Village	582	305	277	-	-	-	-	-	-	-	-	-
TR831 Samsun	<b>Toplam - Total</b>	<b>16 031</b>	<b>8 147</b>	<b>7 884</b>	<b>19 874</b>	<b>10 141</b>	<b>9 733</b>	<b>8 411</b>	<b>3 758</b>	<b>4 653</b>	<b>11 463</b>	<b>6 383</b>	<b>5 080</b>
	Şehir - City	16 031	8 147	7 884	19 874	10 141	9 733	8 411	3 758	4 653	11 463	6 383	5 080
	Köy - Village	-	-	-	-	-	-	-	-	-	-	-	-
TR832 Tokat	<b>Toplam - Total</b>	<b>7 064</b>	<b>3 552</b>	<b>3 512</b>	<b>9 254</b>	<b>4 741</b>	<b>4 513</b>	<b>3 560</b>	<b>1 633</b>	<b>1 927</b>	<b>5 694</b>	<b>3 108</b>	<b>2 586</b>
	Şehir - City	5 074	2 557	2 517	9 165	4 679	4 486	3 560	1 633	1 927	5 605	3 046	2 559
	Köy - Village	1 990	995	995	89	62	27	-	-	-	89	62	27
TR833 Çorum	<b>Toplam - Total</b>	<b>6 305</b>	<b>3 152</b>	<b>3 153</b>	<b>7 407</b>	<b>3 751</b>	<b>3 656</b>	<b>3 458</b>	<b>1 600</b>	<b>1 858</b>	<b>3 949</b>	<b>2 151</b>	<b>1 798</b>
	Şehir - City	5 138	2 607	2 531	7 365	3 727	3 638	3 458	1 600	1 858	3 907	2 127	1 780
	Köy - Village	1 167	545	622	42	24	18	-	-	-	42	24	18
TR834 Amasya	<b>Toplam - Total</b>	<b>3 899</b>	<b>2 009</b>	<b>1 890</b>	<b>5 097</b>	<b>2 678</b>	<b>2 419</b>	<b>2 016</b>	<b>954</b>	<b>1 062</b>	<b>3 081</b>	<b>1 724</b>	<b>1 357</b>
	Şehir - City	3 184	1 623	1 561	4 941	2 550	2 391	2 016	954	1 062	2 925	1 596	1 329
	Köy - Village	715	386	329	156	128	28	-	-	-	156	128	28
TR901 Trabzon	<b>Toplam - Total</b>	<b>9 296</b>	<b>4 741</b>	<b>4 555</b>	<b>12 443</b>	<b>6 611</b>	<b>5 832</b>	<b>5 369</b>	<b>2 533</b>	<b>2 836</b>	<b>7 074</b>	<b>4 078</b>	<b>2 996</b>
	Şehir - City	9 296	4 741	4 555	12 443	6 611	5 832	5 369	2 533	2 836	7 074	4 078	2 996
	Köy - Village	-	-	-	-	-	-	-	-	-	-	-	-
TR902 Ordu	<b>Toplam - Total</b>	<b>8 757</b>	<b>4 529</b>	<b>4 228</b>	<b>11 152</b>	<b>5 588</b>	<b>5 564</b>	<b>4 077</b>	<b>1 750</b>	<b>2 327</b>	<b>7 075</b>	<b>3 838</b>	<b>3 237</b>
	Şehir - City	8 757	4 529	4 228	11 152	5 588	5 564	4 077	1 750	2 327	7 075	3 838	3 237
	Köy - Village	-	-	-	-	-	-	-	-	-	-	-	-
TR903 Giresun	<b>Toplam - Total</b>	<b>4 421</b>	<b>2 297</b>	<b>2 124</b>	<b>6 219</b>	<b>3 293</b>	<b>2 926</b>	<b>2 421</b>	<b>1 118</b>	<b>1 303</b>	<b>3 798</b>	<b>2 175</b>	<b>1 623</b>
	Şehir - City	3 378	1 746	1 632	6 134	3 249	2 885	2 405	1 105	1 300	3 729	2 144	1 585
	Köy - Village	1 043	551	492	85	44	41	16	13	3	69	31	38
TR904 Rize	<b>Toplam - Total</b>	<b>3 773</b>	<b>1 954</b>	<b>1 819</b>	<b>5 263</b>	<b>2 682</b>	<b>2 581</b>	<b>2 350</b>	<b>1 104</b>	<b>1 246</b>	<b>2 913</b>	<b>1 578</b>	<b>1 335</b>
	Şehir - City	3 133	1 610	1 523	5 017	2 576	2 441	2 140	1 025	1 115	2 877	1 551	1 326
	Köy - Village	640	344	296	246	106	140	210	79	131	36	27	9
TR905 Artvin	<b>Toplam - Total</b>	<b>1 715</b>	<b>874</b>	<b>841</b>	<b>2 323</b>	<b>1 206</b>	<b>1 117</b>	<b>1 063</b>	<b>491</b>	<b>572</b>	<b>1 260</b>	<b>715</b>	<b>545</b>
	Şehir - City	1 253	644	609	2 120	1 103	1 017	944	444	500	1 176	659	517
	Köy - Village	462	230	232	203	103	100	119	47	72	84	56	28
TR906 Gümüşhane	<b>Toplam - Total</b>	<b>1 435</b>	<b>735</b>	<b>700</b>	<b>1 603</b>	<b>824</b>	<b>779</b>	<b>719</b>	<b>366</b>	<b>353</b>	<b>884</b>	<b>458</b>	<b>426</b>
	Şehir - City	991	510	481	1 580	812	768	696	354	342	884	458	426
	Köy - Village	444	225	219	23	12	11	23	12	11	-	-	-
TRA11 Erzurum	<b>Toplam - Total</b>	<b>12 272</b>	<b>6 345</b>	<b>5 927</b>	<b>12 698</b>	<b>6 659</b>	<b>6 039</b>	<b>5 930</b>	<b>3 045</b>	<b>2 885</b>	<b>6 768</b>	<b>3 614</b>	<b>3 154</b>
	Şehir - City	12 272	6 345	5 927	12 698	6 659	6 039	5 930	3 045	2 885	6 768	3 614	3 154
	Köy - Village	-	-	-	-	-	-	-	-	-	-	-	-
TRA12 Erzincan	<b>Toplam - Total</b>	<b>2 640</b>	<b>1 345</b>	<b>1 295</b>	<b>3 469</b>	<b>1 792</b>	<b>1 677</b>	<b>1 519</b>	<b>678</b>	<b>841</b>	<b>1 950</b>	<b>1 114</b>	<b>836</b>
	Şehir - City	1 801	896	905	3 355	1 723	1 632	1 491	656	835	1 864	1 067	797
	Köy - Village	839	449	390	114	69	45	28	22	6	86	47	39

Not. Açıköğretim ortaokulu ve açıköğretim lisesi öğrencileri dahil değildir.

Note. Open education students are not included.

## 1.14 İstatistikî Bölge Birimleri Sınıflaması 3. düzey, yerleşim yeri ve eğitim seviyesine göre yeni kayıt öğrenci sayısı (devam)

Number of new entrants by settlement place and level of education according to Statistical Regions Level 3 (continued)

[2014/ 15 Öğretim yılı başı - Beginning of the educational year 2014/ 15]

İBBS - 3. Düzey SR - Level 3		Ortaöğretim - Upper Secondary Education											
		İlkokul Primary School			Ortaöğretim Toplamı Total of Secondary Education			Genel Ortaöğretim General Secondary Education			Mesleki ve Teknik Ortaöğretim Vocational and Technical Secondary Education		
		Toplam Total	Erkek Male	Kadın Female	Toplam Total	Erkek Male	Kadın Female	Toplam Total	Erkek Male	Kadın Female	Toplam Total	Erkek Male	Kadın Female
TRA13 Bayburt	<b>Toplam - Total</b>	<b>1 107</b>	<b>565</b>	<b>542</b>	<b>1 188</b>	<b>603</b>	<b>585</b>	<b>587</b>	<b>283</b>	<b>304</b>	<b>601</b>	<b>320</b>	<b>281</b>
	Şehir - City	687	334	353	1 166	597	569	587	283	304	579	314	265
	Köy - Village	420	231	189	22	6	16	-	-	-	22	6	16
TRA21 Ağrı	<b>Toplam - Total</b>	<b>12 622</b>	<b>6 529</b>	<b>6 093</b>	<b>11 250</b>	<b>6 138</b>	<b>5 112</b>	<b>4 910</b>	<b>2 574</b>	<b>2 336</b>	<b>6 340</b>	<b>3 564</b>	<b>2 776</b>
	Şehir - City	6 463	3 272	3 191	11 151	6 082	5 069	4 910	2 574	2 336	6 241	3 508	2 733
	Köy - Village	6 159	3 257	2 902	99	56	43	-	-	-	99	56	43
TRA22 Kars	<b>Toplam - Total</b>	<b>5 420</b>	<b>2 778</b>	<b>2 642</b>	<b>5 452</b>	<b>2 852</b>	<b>2 600</b>	<b>2 285</b>	<b>1 086</b>	<b>1 199</b>	<b>3 167</b>	<b>1 766</b>	<b>1 401</b>
	Şehir - City	2 130	1 075	1 055	5 224	2 741	2 483	2 239	1 053	1 186	2 985	1 688	1 297
	Köy - Village	3 290	1 703	1 587	228	111	117	46	33	13	182	78	104
TRA23 Iğdır	<b>Toplam - Total</b>	<b>3 676</b>	<b>1 925</b>	<b>1 751</b>	<b>4 300</b>	<b>2 208</b>	<b>2 092</b>	<b>2 329</b>	<b>1 099</b>	<b>1 230</b>	<b>1 971</b>	<b>1 109</b>	<b>862</b>
	Şehir - City	2 126	1 118	1 008	4 042	2 015	2 027	2 329	1 099	1 230	1 713	916	797
	Köy - Village	1 550	807	743	258	193	65	-	-	-	258	193	65
TRA24 Ardahan	<b>Toplam - Total</b>	<b>1 398</b>	<b>686</b>	<b>712</b>	<b>1 854</b>	<b>927</b>	<b>927</b>	<b>610</b>	<b>269</b>	<b>341</b>	<b>1 244</b>	<b>658</b>	<b>586</b>
	Şehir - City	593	299	294	1 808	897	911	610	269	341	1 198	628	570
	Köy - Village	805	387	418	46	30	16	-	-	-	46	30	16
TRB11 Malatya	<b>Toplam - Total</b>	<b>11 291</b>	<b>5 795</b>	<b>5 496</b>	<b>13 755</b>	<b>7 134</b>	<b>6 621</b>	<b>5 760</b>	<b>2 776</b>	<b>2 984</b>	<b>7 995</b>	<b>4 358</b>	<b>3 637</b>
	Şehir - City	11 291	5 795	5 496	13 755	7 134	6 621	5 760	2 776	2 984	7 995	4 358	3 637
	Köy - Village	-	-	-	-	-	-	-	-	-	-	-	-
TRB12 Elazığ	<b>Toplam - Total</b>	<b>8 008</b>	<b>4 128</b>	<b>3 880</b>	<b>9 945</b>	<b>5 121</b>	<b>4 824</b>	<b>4 532</b>	<b>2 233</b>	<b>2 299</b>	<b>5 413</b>	<b>2 888</b>	<b>2 525</b>
	Şehir - City	6 354	3 287	3 067	9 687	4 992	4 695	4 532	2 233	2 299	5 155	2 759	2 396
	Köy - Village	1 654	841	813	258	129	129	-	-	-	258	129	129
TRB13 Bingöl	<b>Toplam - Total</b>	<b>4 498</b>	<b>2 260</b>	<b>2 238</b>	<b>4 733</b>	<b>2 535</b>	<b>2 198</b>	<b>1 965</b>	<b>1 069</b>	<b>896</b>	<b>2 768</b>	<b>1 466</b>	<b>1 302</b>
	Şehir - City	2 721	1 368	1 353	4 733	2 535	2 198	1 965	1 069	896	2 768	1 466	1 302
	Köy - Village	1 777	892	885	-	-	-	-	-	-	-	-	-
TRB14 Tunceli	<b>Toplam - Total</b>	<b>786</b>	<b>392</b>	<b>394</b>	<b>760</b>	<b>390</b>	<b>370</b>	<b>429</b>	<b>209</b>	<b>220</b>	<b>331</b>	<b>181</b>	<b>150</b>
	Şehir - City	671	342	329	760	390	370	429	209	220	331	181	150
	Köy - Village	115	50	65	-	-	-	-	-	-	-	-	-
TRB21 Van	<b>Toplam - Total</b>	<b>26 188</b>	<b>13 347</b>	<b>12 841</b>	<b>22 925</b>	<b>12 137</b>	<b>10 788</b>	<b>7 066</b>	<b>3 708</b>	<b>3 358</b>	<b>15 859</b>	<b>8 429</b>	<b>7 430</b>
	Şehir - City	26 188	13 347	12 841	22 925	12 137	10 788	7 066	3 708	3 358	15 859	8 429	7 430
	Köy - Village	-	-	-	-	-	-	-	-	-	-	-	-
TRB22 Muş	<b>Toplam - Total</b>	<b>9 531</b>	<b>4 875</b>	<b>4 656</b>	<b>8 060</b>	<b>4 345</b>	<b>3 715</b>	<b>2 060</b>	<b>1 042</b>	<b>1 018</b>	<b>6 000</b>	<b>3 303</b>	<b>2 697</b>
	Şehir - City	3 724	1 931	1 793	7 400	4 037	3 363	1 929	978	951	5 471	3 059	2 412
	Köy - Village	5 807	2 944	2 863	660	308	352	131	64	67	529	244	285
TRB23 Bitlis	<b>Toplam - Total</b>	<b>7 332</b>	<b>3 729</b>	<b>3 603</b>	<b>6 620</b>	<b>3 719</b>	<b>2 901</b>	<b>2 519</b>	<b>1 479</b>	<b>1 040</b>	<b>4 101</b>	<b>2 240</b>	<b>1 861</b>
	Şehir - City	3 697	1 833	1 864	6 620	3 719	2 901	2 519	1 479	1 040	4 101	2 240	1 861
	Köy - Village	3 635	1 896	1 739	-	-	-	-	-	-	-	-	-
TRB24 Hakkari	<b>Toplam - Total</b>	<b>5 649</b>	<b>2 886</b>	<b>2 763</b>	<b>5 524</b>	<b>2 794</b>	<b>2 730</b>	<b>1 792</b>	<b>809</b>	<b>983</b>	<b>3 732</b>	<b>1 985</b>	<b>1 747</b>
	Şehir - City	3 027	1 542	1 485	5 077	2 549	2 528	1 792	809	983	3 285	1 740	1 545
	Köy - Village	2 622	1 344	1 278	447	245	202	-	-	-	447	245	202
TRC11 Gaziantep	<b>Toplam - Total</b>	<b>40 961</b>	<b>20 851</b>	<b>20 110</b>	<b>36 964</b>	<b>19 160</b>	<b>17 804</b>	<b>15 956</b>	<b>7 734</b>	<b>8 222</b>	<b>21 008</b>	<b>11 426</b>	<b>9 582</b>
	Şehir - City	40 961	20 851	20 110	36 964	19 160	17 804	15 956	7 734	8 222	21 008	11 426	9 582
	Köy - Village	-	-	-	-	-	-	-	-	-	-	-	-
TRC12 Adıyaman	<b>Toplam - Total</b>	<b>10 975</b>	<b>5 579</b>	<b>5 396</b>	<b>12 185</b>	<b>6 308</b>	<b>5 877</b>	<b>3 863</b>	<b>1 777</b>	<b>2 086</b>	<b>8 322</b>	<b>4 531</b>	<b>3 791</b>
	Şehir - City	7 288	3 666	3 622	11 214	5 671	5 543	3 863	1 777	2 086	7 351	3 894	3 457
	Köy - Village	3 687	1 913	1 774	971	637	334	-	-	-	971	637	334

Not. Açıköğretim ortaokulu ve açıköğretim lisesi öğrencileri dahil değildir.

Note. Open education students are not included.

## 1.14 İstatistikî Bölge Birimleri Sınıflaması 3. düzey, yerleşim yeri ve eğitim seviyesine göre yeni kayıt öğrenci sayısı (devam)

Number of new entrants by settlement place and level of education according to Statistical Regions Level 3 (continued)

[2014/ 15 Öğretim yılı başı - Beginning of the educational year 2014/ 15]

		Ortaöğretim - Upper Secondary Education											
		İlkokul Primary School			Ortaöğretim Toplamı Total of Secondary Education			Genel Ortaöğretim General Secondary Education			Mesleki ve Teknik Ortaöğretim Vocational and Technical Secondary Education		
İBBS - 3. Düzey SR - Level 3		Toplam Total	Erkek Male	Kadın Female	Toplam Total	Erkek Male	Kadın Female	Toplam Total	Erkek Male	Kadın Female	Toplam Total	Erkek Male	Kadın Female
TRC13 Kilis	<b>Toplam - Total</b>	<b>2 217</b>	<b>1 152</b>	<b>1 065</b>	<b>2 391</b>	<b>1 170</b>	<b>1 221</b>	<b>821</b>	<b>299</b>	<b>522</b>	<b>1 570</b>	<b>871</b>	<b>699</b>
	Şehir - City	1 641	852	789	2 391	1 170	1 221	821	299	522	1 570	871	699
	Köy - Village	576	300	276	-	-	-	-	-	-	-	-	-
TRC21 Şanlıurfa	<b>Toplam - Total</b>	<b>49 955</b>	<b>25 527</b>	<b>24 428</b>	<b>40 148</b>	<b>21 814</b>	<b>18 334</b>	<b>13 052</b>	<b>6 817</b>	<b>6 235</b>	<b>27 096</b>	<b>14 997</b>	<b>12 099</b>
	Şehir - City	49 955	25 527	24 428	40 148	21 814	18 334	13 052	6 817	6 235	27 096	14 997	12 099
	Köy - Village	-	-	-	-	-	-	-	-	-	-	-	-
TRC22 Diyarbakır	<b>Toplam - Total</b>	<b>35 455</b>	<b>18 107</b>	<b>17 348</b>	<b>33 253</b>	<b>17 204</b>	<b>16 049</b>	<b>9 432</b>	<b>4 770</b>	<b>4 662</b>	<b>23 821</b>	<b>12 434</b>	<b>11 387</b>
	Şehir - City	35 455	18 107	17 348	33 253	17 204	16 049	9 432	4 770	4 662	23 821	12 434	11 387
	Köy - Village	-	-	-	-	-	-	-	-	-	-	-	-
TRC31 Mardin	<b>Toplam - Total</b>	<b>17 593</b>	<b>8 972</b>	<b>8 621</b>	<b>16 655</b>	<b>8 551</b>	<b>8 104</b>	<b>5 876</b>	<b>2 823</b>	<b>3 053</b>	<b>10 779</b>	<b>5 728</b>	<b>5 051</b>
	Şehir - City	17 593	8 972	8 621	16 655	8 551	8 104	5 876	2 823	3 053	10 779	5 728	5 051
	Köy - Village	-	-	-	-	-	-	-	-	-	-	-	-
TRC32 Batman	<b>Toplam - Total</b>	<b>12 676</b>	<b>6 466</b>	<b>6 210</b>	<b>13 496</b>	<b>6 922</b>	<b>6 574</b>	<b>6 464</b>	<b>3 181</b>	<b>3 283</b>	<b>7 032</b>	<b>3 741</b>	<b>3 291</b>
	Şehir - City	9 809	5 025	4 784	13 009	6 672	6 337	6 464	3 181	3 283	6 545	3 491	3 054
	Köy - Village	2 867	1 441	1 426	487	250	237	-	-	-	487	250	237
TRC33 Şırnak	<b>Toplam - Total</b>	<b>12 425</b>	<b>6 370</b>	<b>6 055</b>	<b>10 820</b>	<b>5 513</b>	<b>5 307</b>	<b>2 338</b>	<b>909</b>	<b>1 429</b>	<b>8 482</b>	<b>4 604</b>	<b>3 878</b>
	Şehir - City	7 519	3 825	3 694	9 362	4 726	4 636	2 338	909	1 429	7 024	3 817	3 207
	Köy - Village	4 906	2 545	2 361	1 458	787	671	-	-	-	1 458	787	671
TRC34 Siirt	<b>Toplam - Total</b>	<b>7 520</b>	<b>3 893</b>	<b>3 627</b>	<b>6 918</b>	<b>3 612</b>	<b>3 306</b>	<b>2 389</b>	<b>1 294</b>	<b>1 095</b>	<b>4 529</b>	<b>2 318</b>	<b>2 211</b>
	Şehir - City	4 430	2 304	2 126	6 456	3 339	3 117	2 389	1 294	1 095	4 067	2 045	2 022
	Köy - Village	3 090	1 589	1 501	462	273	189	-	-	-	462	273	189

Not. Açıköğretim ortaokulu ve açıköğretim lisesi öğrencileri dahil değildir.

Note. Open education students are not included.

## 1.15 Özel eğitim kurumlarında okul, öğrenci, öğretmen ve derslik sayısı

Number of schools, students, teachers and classrooms in special education institutions

[2014/15 Öğretim yılı - The educational year 2014/15]

Okul Türü Type of school	Okul/ Sınıf/ Kurum School/ Class/ Institution	Öğrenci Sayısı Number of Students			Öğretmen Teacher			Derslik Classroom	
		Toplam Total	Erkek Male	Kadın Female	Toplam Total	Erkek Male	Kadın Female		
<b>Özel Eğitim Örgün Eğitim Toplamı</b> Total of Special Education, Formal Education		<b>1 254</b>	<b>259 282</b>	<b>160 866</b>	<b>98 416</b>	<b>10 596</b>	<b>4 631</b>	<b>5 965</b>	<b>6 292</b>
<b>Özel Eğitim Okulu Bünyesindeki Anasınıfları</b> Kindergartens within Special Education Schools	149	1 631	1 053	578	292	36	256	281	
<b>Kaynaştırma Eğitimi (Anaokulu)</b> Inclusive Education (Kindergarten)	-	304	186	118	-	-	-	-	
<b>İlkokul (İşitme Engelliler)</b> Primary School (Hearing-Impaired)	45	938	555	383	309	106	203	230	
<b>Ortaokul (İşitme Engelliler)</b> Lower Secondary School (Hearing-Impaired)	45	2 065	1 198	867	651	383	268	384	
<b>İlkokul (Görme Engelliler)</b> Primary School (Visually-Impaired)	16	567	326	241	186	53	133	103	
<b>Ortaokul (Görme Engelliler)</b> Lower Secondary School (Visually-Impaired)	16	701	419	282	267	167	100	166	
<b>İlkokul (Ortopedik Engelliler)</b> Primary School (Orthopedic-Impaired)	3	302	161	141	49	10	39	66	
<b>Ortaokul (Ortopedik Engelliler)</b> Lower Secondary School (Orthopedic-Impaired)	3	340	187	153	53	22	31	14	
<b>İlkokul (Hafif Düzeyde Zihinsel Engelliler)</b> Primary School (Light Levels of Educable Mentally-Impaired)	40	762	481	281	190	70	120	281	
<b>Ortaokul (Hafif Düzeyde Zihinsel Engelliler)</b> Lower Secondary School (Light Levels of Educable Mentally-Impaired)	46	1 626	1 043	583	452	184	268	85	
<b>Özel Eğitim Uygulama Merkezi (I. Kademe)</b> Training Center of Special Education (I. Grade)	247	7 389	4 721	2 668	1 742	688	1 054	1 884	
<b>Özel Eğitim Uygulama Merkezi (II. Kademe)</b> Training Center of Special Education (II. Grade)	244	6 404	4 210	2 194	1 689	765	924	434	
<b>İlkokul (Uyum Güçlüğü Olanlar)</b> Primary School (Children with Adaptation Problems)	1	9	9	-	6	3	3	-	
<b>Ortaokul (Uyum Güçlüğü Olanlar)</b> Lower Secondary School (Children with Adaptation Problems)	1	50	50	-	16	13	3	10	
<b>Özel (Özel) Eğitim İlkokulu</b> Private Special Education Primary School	28	96	52	44	240	66	174	135	
<b>Özel (Özel) Eğitim Ortaokulu</b> Private Special Education Lower Secondary School	18	81	40	41	94	19	75	71	
<b>Özel Eğitim Sınıfı (İlkokul)</b> Special Education Class (Primary School)	-	16 322	10 146	6 176	-	-	-	-	
<b>Özel Eğitim Sınıfı (Ortaokul)</b> Special Education Class (Lower Secondary School)	-	15 943	9 854	6 089	-	-	-	-	
<b>Kaynaştırma Eğitimi (İlkokul)</b> Inclusive Education (Primary School)	-	72 095	44 646	27 449	-	-	-	-	
<b>Kaynaştırma Eğitimi (Ortaokul)</b> Inclusive Education (Lower Secondary School)	-	89 887	55 053	34 834	-	-	-	-	
<b>Özel Eğitim Meslek Lisesi (Ortopedik Engelliler)</b> Special Education Vocational Upper Secondary School (Orthopedic-Impaired)	2	134	87	47	38	23	15	7	
<b>Özel Eğitim Meslek Lisesi (İşitme Engelliler)</b> Special Education Vocational Upper Secondary School (Hearing-Impaired)	19	2 066	1 243	823	439	250	189	225	
<b>Özel Eğitim İş Uygulama Merkezi (III.Kademe)</b> Training Center of Special Education (III. Grade)	207	8 053	5 329	2 724	1 814	833	981	1 075	
<b>Özel Eğitim Mesleki Eğitim Merkezi (Görme Engelliler III. Kademe)</b> Special Education of Vocational Training Center (Visually-Impaired III. Grade)	2	38	24	14	14	7	7	-	
<b>Özel Eğitim Mesleki Eğitim Merkezi (Zihinsel Engelliler III. Kademe)</b> Special Education of Vocational Training Center (Mentally-Impaired III. Grade)	122	10 544	6 945	3 599	2 055	933	1 122	841	
<b>Kaynaştırma Eğitimi (Ortaöğretim)</b> Inclusive Education (Upper Secondary Education)	-	20 935	12 848	8 087	-	-	-	-	



## 1.16 Özel öğretim kurumlarında okul, öğrenci, öğretmen ve derslik sayısı

Number of schools, students, teachers and classrooms in private education institutions

[2014/'15 Öğretim yılı - The educational year 2014/'15]

Eğitim Kademesi Level of Education	Okul/ Sınıf/ Kurum School/ Class/ Institution	Öğrenci sayısı Number of students			Öğretmen Teacher			Derslik Classroom
		Toplam Total	Erkek Male	Kadın Female	Toplam Total	Erkek Male	Kadın Female	
<b>Örgün Eğitim Toplamı</b> Total of Formal Education	<b>8 291</b>	<b>823 515</b>	<b>438 850</b>	<b>384 665</b>	<b>93 042</b>	<b>29 462</b>	<b>63 580</b>	<b>61 228</b>
<b>Okulöncesi Eğitimi</b> Pre-primary Education	4 372	171 648	91 176	80 472	16 719	857	15 862	13 718
<b>İlkokul</b> Primary School	1 205	203 272	107 535	95 737	22 194	5 404	16 790	17 823
<b>Ortaokul</b> Lower Secondary School	1 111	208 424	112 613	95 811	23 016	8 814	14 202	10 342
<b>Ortaöğretim</b> Upper Secondary Education	<b>1 603</b>	<b>240 171</b>	<b>127 526</b>	<b>112 645</b>	<b>31 113</b>	<b>14 387</b>	<b>16 726</b>	<b>19 345</b>
<b>Genel Ortaöğretim</b> General Secondary Education	1 174	164 281	88 983	75 298	23 453	11 198	12 255	13 470
<b>Mesleki ve Teknik Ortaöğretim</b> Vocational and Technical Secondary Education	429	75 890	38 543	37 347	7 660	3 189	4 471	5 875

















1.17 Number of schools, divisions, students, teachers and classrooms by Statistical Regions Levels 1, 2, and 3 and level of education(continued)

[The educational year 2014/15]

Ortaöğretim - Upper Secondary Education																							
Ortaöğretim toplamı Total of secondary education							Genel Ortaöğretim General Secondary Education							Mesleki ve Teknik Ortaöğretim Vocational and Technical Secondary Education									
		Öğrenci Student		Öğretmen <sup>(1)</sup> Teacher <sup>(1)</sup>				Öğrenci Student		Öğretmen <sup>(1)</sup> Teacher <sup>(1)</sup>				Öğrenci Student		Öğretmen <sup>(1)</sup> Teacher <sup>(1)</sup>							
Okul School	Şube Division	Erkek Male	Kadın Female	Erkek Male	Kadın Female	Derslik Classroom	Okul School	Şube Division	Erkek Male	Kadın Female	Erkek Male	Kadın Female	Derslik Class- room	Okul School	Şube Division	Erkek Male	Kadın Female	Erkek Male	Kadın Female	Derslik Class-room	SR		
52	951	12 630	11 956	934	589	817	21	345	6 104	6 456	388	216	346	31	606	6 526	5 500	546	373	471	Total	Niğde TR713	
45	861	12 021	11 420	887	543	744	21	345	6 104	6 456	388	216	346	24	516	5 917	4 964	499	327	398	City		
7	90	609	536	47	46	73	-	-	-	-	-	-	-	7	90	609	536	47	46	73	Village		
53	812	9 847	9 453	733	483	673	23	296	5 219	5 193	316	164	333	30	516	4 628	4 260	417	319	340	Total	Nevşehir TR714	
47	767	9 468	9 152	703	466	626	18	259	4 931	4 920	292	151	296	29	508	4 537	4 232	411	315	330	City		
6	45	379	301	30	17	47	5	37	288	273	24	13	37	1	8	91	28	6	4	10	Village		
44	643	8 722	7 723	765	431	628	18	261	4 353	4 381	329	158	275	26	382	4 369	3 342	436	273	353	Total	Kırşehir TR715	
44	643	8 722	7 723	765	431	628	18	261	4 353	4 381	329	158	275	26	382	4 369	3 342	436	273	353	City		
-	-	-	-	-	-	-	-	-	-	-	-	-	-	-	-	-	-	-	-	-	-	Village	
361	6 783	97 329	88 170	6 519	4 073	5 961	140	2 544	48 062	47 107	2 641	1 467	2 317	221	4 239	49 267	41 063	3 878	2 606	3 644	Total	TR72	
347	6 626	96 462	87 483	6 425	4 001	5 826	139	2 533	47 979	46 993	2 631	1 457	2 306	208	4 093	48 483	40 490	3 794	2 544	3 520	City		
14	157	867	687	94	72	135	1	11	83	114	10	10	11	13	146	784	573	84	62	124	Village		
166	3 497	54 333	49 761	3 498	2 171	3 004	68	1 334	27 162	26 437	1 382	794	1 203	98	2 163	27 171	23 324	2 116	1 377	1 801	Total	Kayseri TR721	
166	3 497	54 333	49 761	3 498	2 171	3 004	68	1 334	27 162	26 437	1 382	794	1 203	98	2 163	27 171	23 324	2 116	1 377	1 801	City		
-	-	-	-	-	-	-	-	-	-	-	-	-	-	-	-	-	-	-	-	-	-	Village	
107	1 926	26 109	22 497	1 763	1 154	1 656	42	702	12 648	12 174	779	415	654	65	1 224	13 461	10 323	984	739	1 002	Total	Sivas TR722	
101	1 832	25 643	22 115	1 726	1 111	1 587	41	691	12 565	12 060	769	405	643	60	1 141	13 078	10 055	957	706	944	City		
6	94	466	382	37	43	69	1	11	83	114	10	10	11	5	83	383	268	27	33	58	Village		
88	1 360	16 887	15 912	1 258	748	1 301	30	508	8 252	8 496	480	258	460	58	852	8 635	7 416	778	490	841	Total	Yozgat TR723	
80	1 297	16 486	15 607	1 201	719	1 235	30	508	8 252	8 496	480	258	460	50	789	8 234	7 111	721	461	775	City		
8	63	401	305	57	29	66	-	-	-	-	-	-	-	8	63	401	305	57	29	66	Village		
677	12 464	163 257	156 415	11 615	7 742	10 414	262	4 572	76 498	85 876	4 598	3 022	4 582	415	7 892	86 759	70 539	7 017	4 720	5 832	Total	West Black Sea TR8	
636	11 972	160 259	153 711	11 324	7 515	10 044	258	4 528	76 159	85 523	4 552	2 988	4 547	378	7 444	84 100	68 188	6 772	4 527	5 497	City		
41	492	2 998	2 704	291	227	370	4	44	339	353	46	34	35	37	448	2 659	2 351	245	193	335	Village		
147	2 759	33 821	32 372	2 385	1 797	2 360	59	988	15 132	17 772	924	768	1 109	88	1 771	18 689	14 600	1 461	1 029	1 251	Total	TR81	
120	2 405	31 770	30 121	2 186	1 643	2 115	55	944	14 793	17 419	878	734	1 074	65	1 461	16 977	12 702	1 308	909	1 041	City		
27	354	2 051	2 251	199	154	245	4	44	339	353	46	34	35	23	310	1 712	1 898	153	120	210	Village		
81	1 591	19 752	18 904	1 266	996	1 298	34	610	8 707	10 832	508	488	610	47	981	11 045	8 072	758	508	688	Total	Zonguldak TR811	
63	1 349	18 475	17 403	1 135	894	1 140	30	566	8 368	10 479	462	454	575	33	783	10 107	6 924	673	440	565	City		
18	242	1 277	1 501	131	102	158	4	44	339	353	46	34	35	14	198	938	1 148	85	68	123	Village		
39	633	8 123	7 412	672	458	603	17	243	4 101	4 264	277	177	306	22	390	4 022	3 148	395	281	297	Total	Karabük TR812	
37	607	8 010	7 309	655	451	590	17	243	4 101	4 264	277	177	306	20	364	3 909	3 045	378	274	284	City		
2	26	113	103	17	7	13	-	-	-	-	-	-	-	2	26	113	103	17	7	13	Village		
27	535	5 946	6 056	447	343	459	8	135	2 324	2 676	139	103	193	19	400	3 622	3 380	308	240	266	Total	Bartın TR813	
20	449	5 285	5 409	396	298	385	8	135	2 324	2 676	139	103	193	12	314	2 961	2 733	257	195	192	City		
7	86	661	647	51	45	74	-	-	-	-	-	-	-	7	86	661	647	51	45	74	Village		
148	1 984	24 084	22 803	1 802	1 329	1 828	41	553	10 770	12 552	620	429	644	107	1 431	13 314	10 251	1 182	900	1 184	Total	TR82	
144	1 942	23 947	22 636	1 783	1 300	1 772	41	553	10 770	12 552	620	429	644	103	1 389	13 177	10 084	1 163	871	1 128	City		
4	42	137	167	19	29	56	-	-	-	-	-	-	-	4	42	137	167	19	29	56	Village		
67	884	11 484	11 050	831	600	840	16	226	5 044	5 852	265	183	282	51	658	6 440	5 198	566	417	558	Total	Kastamonu TR821	
64	857	11 375	10 905	820	578	799	16	226	5 044	5 852	265	183	282	48	631	6 331	5 053	555	395	517	City		
3	27	109	145	11	22	41	-	-	-	-	-	-	-	3	27	109	145	11	22	41	Village		
34	470	5 948	5 229	448	335	455	11	138	2 557	2 841	159	102	177	23	332	3 391	2 388	289	233	278	Total	Çankırı TR822	
34	470	5 948	5 229	448	335	455	11	138	2 557	2 841	159	102	177	23	332	3 391	2 388	289	233	278	City		
-	-	-	-	-	-	-	-	-	-	-	-	-	-	-	-	-	-	-	-	-	-	Village	
47	630	6 652	6 524	523	394	533	14	189	3 169	3 859	196	144	185	33	441	3 483	2 665	327	250	348	Total	Sinop TR823	
46	615	6 624	6 502	515	387	518	14	189	3 169	3 859	196	144	185	32	426	3 455	2 643	319	243	333	City		
1	15	28	22	8	7	15	-	-	-	-	-	-	-	1	15	28	22	8	7	15	Village		
382	7 721	105 352	101 240	7 428	4 616	6 226	162	3 031	50 596	55 552	3 054	1 825	2 829	220	4 690	54 756	45 688	4 374	2 791	3 397	Total	TR83	
372	7 625	104 542	100 954	7 355	4 572	6 157	162	3 031	50 596	55 552	3 054	1 825	2 829	210	4 594	53 946	45 402	4 301	2 747	3 328	City		
10	96	810	286	73	44	69	-	-	-	-	-	-	-	10	96	810	286	73	44	69	Village		
158	3 479	49 893	48 805	3 264	2 382	2 789	76	1 393	24 492	27 671	1 363	992	1 338	82	2 086	25 401	21 134	1 901	1 390	1 451	Total	Samsun TR831	
158	3 479	49 893	48 805	3 264	2 382	2 789	76	1 393	24 492	27 671	1 363	992	1 338	82	2 086	25 401	21 134	1 901	1 390	1 451	City		
-	-	-	-	-	-	-	-	-	-	-	-	-	-	-	-	-	-	-	-	-	-	Village	
85	1 638	23 260	21 934	1 623	808	1 293	32	641	10 642	11 276	636	297	550	53	997	12 618	10 658	987	511	743	Total	Tokat TR832	
80	1 593	23 005	21 820	1 598	791	1 264	32	641	10 642	11 276	636	297	550	48	952	12 363	10 544	962	494	714	City		
5	45	255	114	25	17	29	-	-	-	-	-	-	-	5	45	255	114	25	17	29	Village		

Note. See explanations for SR 1, SR 2 and SR 3 (Statistical Regions)

(1) Total of teachers includes permanent teaching staff.

## 1.17 İstatistikî Bölge Birimleri Sınıflaması 1. , 2. ve 3. düzey ve eğitim seviyesine göre okul, şube, öğrenci, öğretmen ve derslik sayısı (devam)

[2014/15 öğretim yılı]

İBBS		Okul Öncesi - Pre-Primary Education							İlkokul - Primary School							Ortaokul - Junior High School							
		Öğrenci Student		Öğretmen <sup>(1)</sup> Teacher <sup>(1)</sup>		Derslik Classroom	Öğrenci Student		Öğretmen <sup>(1)</sup> Teacher <sup>(1)</sup>		Derslik Classroom	Öğrenci Student		Öğretmen <sup>(1)</sup> Teacher <sup>(1)</sup>		Derslik Classroom							
		Okul School	Şube Division	Erkek Male	Kadın Female		Erkek Male	Kadın Female	Okul School	Şube Division		Erkek Male	Kadın Female	Erkek Male	Kadın Female		Okul School	Şube Division	Erkek Male	Kadın Female	Erkek Male	Kadın Female	Derslik Classroom
TR833	Çorum	<b>Toplam</b>	<b>199</b>	<b>424</b>	<b>3 709</b>	<b>3 400</b>	<b>14</b>	<b>395</b>	<b>334</b>	<b>259</b>	<b>1 870</b>	<b>15 501</b>	<b>14 696</b>	<b>1 186</b>	<b>829</b>	<b>2 091</b>	<b>147</b>	<b>1 457</b>	<b>16 323</b>	<b>17 005</b>	<b>1 262</b>	<b>999</b>	<b>958</b>
		Şehir	113	335	3 166	2 898	13	324	246	79	1 137	12 576	11 780	917	568	1 231	85	1 156	13 816	14 493	1 026	817	820
		Köy	86	89	543	502	1	71	88	180	733	2 925	2 916	269	261	860	62	301	2 507	2 512	236	182	138
TR834	Amasya	<b>Toplam</b>	<b>150</b>	<b>336</b>	<b>2 897</b>	<b>2 659</b>	<b>14</b>	<b>339</b>	<b>262</b>	<b>134</b>	<b>1 084</b>	<b>9 176</b>	<b>8 614</b>	<b>645</b>	<b>790</b>	<b>1 115</b>	<b>94</b>	<b>925</b>	<b>9 589</b>	<b>9 705</b>	<b>779</b>	<b>779</b>	<b>907</b>
		Şehir	88	267	2 358	2 179	12	278	196	61	752	7 341	6 950	516	585	791	66	741	7 978	8 114	630	644	710
		Köy	62	69	539	480	2	61	66	73	332	1 835	1 664	129	205	324	28	184	1 611	1 591	149	135	197
TR9	Doğu Karadeniz	<b>Toplam</b>	<b>974</b>	<b>2 139</b>	<b>18 751</b>	<b>17 017</b>	<b>141</b>	<b>1 996</b>	<b>1 729</b>	<b>928</b>	<b>7 739</b>	<b>70 611</b>	<b>67 099</b>	<b>4 583</b>	<b>4 623</b>	<b>8 807</b>	<b>794</b>	<b>7 015</b>	<b>73 976</b>	<b>73 879</b>	<b>5 500</b>	<b>5 545</b>	<b>5 933</b>
		Şehir	799	1 955	17 418	15 848	127	1 869	1 526	675	6 631	64 492	61 061	4 069	4 088	7 121	628	6 267	67 972	68 295	4 800	4 925	5 300
		Köy	175	184	1 333	1 169	14	127	203	253	1 108	6 119	6 038	514	535	1 686	166	748	6 004	5 584	700	620	633
TR90		<b>Toplam</b>	<b>974</b>	<b>2 139</b>	<b>18 751</b>	<b>17 017</b>	<b>141</b>	<b>1 996</b>	<b>1 729</b>	<b>928</b>	<b>7 739</b>	<b>70 611</b>	<b>67 099</b>	<b>4 583</b>	<b>4 623</b>	<b>8 807</b>	<b>794</b>	<b>7 015</b>	<b>73 976</b>	<b>73 879</b>	<b>5 500</b>	<b>5 545</b>	<b>5 933</b>
		Şehir	799	1 955	17 418	15 848	127	1 869	1 526	675	6 631	64 492	61 061	4 069	4 088	7 121	628	6 267	67 972	68 295	4 800	4 925	5 300
		Köy	175	184	1 333	1 169	14	127	203	253	1 108	6 119	6 038	514	535	1 686	166	748	6 004	5 584	700	620	633
TR901	Trabzon	<b>Toplam</b>	<b>298</b>	<b>726</b>	<b>6 218</b>	<b>5 688</b>	<b>43</b>	<b>661</b>	<b>549</b>	<b>249</b>	<b>2 325</b>	<b>22 127</b>	<b>21 132</b>	<b>1 358</b>	<b>1 522</b>	<b>2 716</b>	<b>241</b>	<b>2 107</b>	<b>22 550</b>	<b>22 964</b>	<b>1 752</b>	<b>1 842</b>	<b>1 754</b>
		Şehir	298	726	6 218	5 688	43	661	549	249	2 325	22 127	21 132	1 358	1 522	2 716	241	2 107	22 550	22 964	1 752	1 842	1 754
		Köy	-	-	-	-	-	-	-	-	-	-	-	-	-	-	-	-	-	-	-	-	-
TR902	Ordu	<b>Toplam</b>	<b>267</b>	<b>560</b>	<b>4 789</b>	<b>4 448</b>	<b>36</b>	<b>546</b>	<b>432</b>	<b>274</b>	<b>2 259</b>	<b>21 116</b>	<b>19 692</b>	<b>1 382</b>	<b>1 260</b>	<b>1 937</b>	<b>206</b>	<b>1 972</b>	<b>21 775</b>	<b>21 503</b>	<b>1 556</b>	<b>1 454</b>	<b>1 666</b>
		Şehir	267	560	4 789	4 448	36	544	432	274	2 259	21 116	19 692	1 382	1 260	1 937	206	1 972	21 775	21 503	1 556	1 454	1 666
		Köy	-	-	-	-	2	-	-	-	-	-	-	-	-	-	-	-	-	-	-	-	-
TR903	Giresun	<b>Toplam</b>	<b>166</b>	<b>344</b>	<b>3 334</b>	<b>2 935</b>	<b>27</b>	<b>322</b>	<b>293</b>	<b>150</b>	<b>1 160</b>	<b>10 689</b>	<b>10 226</b>	<b>716</b>	<b>632</b>	<b>1 530</b>	<b>134</b>	<b>1 104</b>	<b>11 849</b>	<b>11 588</b>	<b>876</b>	<b>819</b>	<b>943</b>
		Şehir	92	268	2 708	2 380	18	274	212	51	728	8 075	7 721	520	421	819	67	817	9 375	9 242	620	607	807
		Köy	74	76	626	555	9	48	81	99	432	2 614	2 505	196	211	711	67	287	2 474	2 346	256	212	136
TR904	Rize	<b>Toplam</b>	<b>121</b>	<b>290</b>	<b>2 457</b>	<b>2 166</b>	<b>22</b>	<b>255</b>	<b>246</b>	<b>98</b>	<b>967</b>	<b>9 156</b>	<b>8 778</b>	<b>592</b>	<b>694</b>	<b>1 326</b>	<b>101</b>	<b>982</b>	<b>9 934</b>	<b>10 174</b>	<b>633</b>	<b>702</b>	<b>795</b>
		Şehir	74	238	2 125	1 853	20	215	189	51	744	7 593	7 284	450	520	915	57	769	8 235	8 680	439	528	557
		Köy	47	52	332	313	2	40	57	47	223	1 563	1 494	142	174	411	44	213	1 699	1 494	194	174	238
TR905	Artvin	<b>Toplam</b>	<b>68</b>	<b>127</b>	<b>1 224</b>	<b>1 084</b>	<b>5</b>	<b>126</b>	<b>109</b>	<b>63</b>	<b>514</b>	<b>4 188</b>	<b>4 067</b>	<b>305</b>	<b>297</b>	<b>763</b>	<b>65</b>	<b>487</b>	<b>4 409</b>	<b>4 428</b>	<b>346</b>	<b>419</b>	<b>347</b>
		Şehir	43	100	1 008	923	4	108	81	26	341	3 228	3 050	212	221	460	32	334	3 324	3 385	191	272	240
		Köy	25	27	216	161	1	18	28	37	173	960	1 017	93	76	303	33	153	1 085	1 043	155	147	107
TR906	Gümüşhane	<b>Toplam</b>	<b>54</b>	<b>92</b>	<b>729</b>	<b>696</b>	<b>8</b>	<b>86</b>	<b>100</b>	<b>94</b>	<b>514</b>	<b>3 335</b>	<b>3 204</b>	<b>230</b>	<b>218</b>	<b>535</b>	<b>47</b>	<b>363</b>	<b>3 459</b>	<b>3 222</b>	<b>337</b>	<b>309</b>	<b>428</b>
		Şehir	25	63	570	556	6	67	63	24	234	2 353	2 182	147	144	274	25	268	2 713	2 521	242	222	276
		Köy	29	29	159	140	2	19	37	70	280	982	1 022	83	74	261	22	95	746	701	95	87	152
TRA	Kuzeydoğu Anadolu	<b>Toplam</b>	<b>1 298</b>	<b>2 063</b>	<b>17 802</b>	<b>16 301</b>	<b>182</b>	<b>1 690</b>	<b>1 793</b>	<b>2 267</b>	<b>12 501</b>	<b>97 280</b>	<b>93 927</b>	<b>4 482</b>	<b>5 621</b>	<b>9 970</b>	<b>935</b>	<b>7 786</b>	<b>95 977</b>	<b>93 549</b>	<b>5 944</b>	<b>6 028</b>	<b>6 373</b>
		Şehir	663	1 355	12 507	11 114	114	1 221	1 142	1 041	7 161	65 008	63 121	3 095	3 808	5 621	578	5 687	72 517	71 164	4 339	4 417	4 595
		Köy	635	708	5 295	5 187	68	469	651	1 226	5 340	32 272	30 806	1 387	1 813	4 349	357	2 099	23 460	22 385	1 605	1 611	1 778
TRA1		<b>Toplam</b>	<b>523</b>	<b>902</b>	<b>7 883</b>	<b>7 016</b>	<b>59</b>	<b>797</b>	<b>771</b>	<b>998</b>	<b>5 596</b>	<b>39 774</b>	<b>38 325</b>	<b>2 193</b>	<b>2 581</b>	<b>4 268</b>	<b>427</b>	<b>3 508</b>	<b>40 431</b>	<b>40 703</b>	<b>2 911</b>	<b>2 719</b>	<b>3 311</b>
		Şehir	455	827	7 391	6 520	56	742	692	854	4 953	36 795	35 580	1 966	2 332	3 701	378	3 247	38 156	38 533	2 657	2 497	2 935
		Köy	68	75	492	496	3	55	79	144	643	2 979	2 745	227	249	567	49	261	2 275	2 170	254	222	376
TRA11	Erzurum	<b>Toplam</b>	<b>378</b>	<b>633</b>	<b>5 654</b>	<b>4 978</b>	<b>50</b>	<b>540</b>	<b>526</b>	<b>798</b>	<b>4 372</b>	<b>30 998</b>	<b>29 837</b>	<b>1 549</b>	<b>1 936</b>	<b>3 082</b>	<b>321</b>	<b>2 637</b>	<b>31 466</b>	<b>31 745</b>	<b>2 191</b>	<b>1 956</b>	<b>2 225</b>
		Şehir	378	633	5 654	4 978	50	540	526	798	4 372	30 998	29 837	1 549	1 936	3 082	321	2 637	31 466	31 745	2 191	1 956	2 225
		Köy	-	-	-	-	-	-	-	-	-	-	-	-	-	-	-	-	-	-	-	-	-
TRA12	Erzincan	<b>Toplam</b>	<b>103</b>	<b>206</b>	<b>1 729</b>	<b>1 568</b>	<b>7</b>	<b>196</b>	<b>186</b>	<b>115</b>	<b>790</b>	<b>6 330</b>	<b>6 122</b>	<b>466</b>	<b>470</b>	<b>859</b>	<b>71</b>	<b>587</b>	<b>6 470</b>	<b>6 566</b>	<b>511</b>	<b>555</b>	<b>737</b>
		Şehir	54	152	1 369	1 210	4	157	128	39	423	4 348	4 306	301	296	456	37	395	4 739	4 883	320	396	489
		Köy	49	54	360	358	3	39	58	76	367	1 982	1 816	165	174	403	34	192	1 731	1 683	191	159	248
TRA13	Bayburt	<b>Toplam</b>	<b>42</b>	<b>63</b>	<b>500</b>	<b>470</b>	<b>2</b>	<b>61</b>	<b>59</b>	<b>85</b>	<b>434</b>	<b>2 446</b>	<b>2 366</b>	<b>178</b>	<b>175</b>	<b>327</b>	<b>35</b>	<b>284</b>	<b>2 495</b>	<b>2 392</b>	<b>209</b>	<b>208</b>	<b>349</b>
		Şehir	23	42	368	332	2	45	38	17	158	1 449	1 437	116	100	163	20	215	1 951	1 905	146	145	221
		Köy	19	21	132	138		16	21	68	276	997	929	62	75	164	15	69	544	487	63	63	128
TRA2		<b>Toplam</b>	<b>775</b>	<b>1 161</b>	<b>9 919</b>	<b>9 285</b>	<b>123</b>	<b>893</b>	<b>1 022</b>	<b>1 269</b>	<b>6 905</b>	<b>57 506</b> </											

1.17 Number of schools, divisions, students, teachers and classrooms by Statistical Regions Levels 1, 2, and 3 and level of education(continued)

[The educational year 2014/15]

Ortaöğretim - Upper Secondary Education																						SR	
Ortaöğretim toplamı Total of secondary education							Genel Ortaöğretim General Secondary Education							Mesleki ve Teknik Ortaöğretim Vocational and Technical Secondary Education									
Okul School	Şube Division	Öğrenci Student		Öğretmen <sup>(1)</sup> Teacher <sup>(1)</sup>		Derslik Classroom	Okul School	Şube Division	Öğrenci Student		Öğretmen <sup>(1)</sup> Teacher <sup>(1)</sup>		Derslik Classroom	Okul School	Şube Division	Öğrenci Student		Öğretmen <sup>(1)</sup> Teacher <sup>(1)</sup>		Derslik Classroom			
		Erkek Male	Kadın Female	Erkek Male	Kadın Female				Erkek Male	Kadın Female	Erkek Male	Kadın Female				Erkek Male	Kadın Female						
83	1 578	19 700	18 773	1 554	805	1 258	34	655	10 036	10 670	669	319	580	49	923	9 664	8 103	885	486	678	Total	Çorum TR833	
81	1 560	19 569	18 707	1 530	795	1 242	34	655	10 036	10 670	669	319	580	47	905	9 533	8 037	861	476	662	City		
2	18	131	66	24	10	16	-	-	-	-	-	-	-	2	18	131	66	24	10	16	Village		
56	1 026	12 499	11 728	987	621	886	20	342	5 426	5 935	386	217	361	36	684	7 073	5 793	601	404	525	Total	Amasya TR834	
53	993	12 075	11 622	963	604	862	20	342	5 426	5 935	386	217	361	33	651	6 649	5 687	577	387	501	City		
3	33	424	106	24	17	24	-	-	-	-	-	-	-	3	33	424	106	24	17	24	Village		
445	8 167	98 282	93 442	7 211	5 212	6 820	172	2 851	42 002	46 080	2 843	1 905	2 710	273	5 316	56 280	47 362	4 368	3 307	4 110	Total	East Black Sea TR9	
433	8 030	97 141	92 446	7 080	5 135	6 686	167	2 787	41 444	45 356	2 775	1 873	2 641	266	5 243	55 697	47 090	4 305	3 262	4 045	City		
12	137	1 141	996	131	77	134	5	64	558	724	68	32	69	7	73	583	272	63	45	65	Village		
445	8 167	98 282	93 442	7 211	5 212	6 820	172	2 851	42 002	46 080	2 843	1 905	2 710	273	5 316	56 280	47 362	4 368	3 307	4 110	Total	TR90	
433	8 030	97 141	92 446	7 080	5 135	6 686	167	2 787	41 444	45 356	2 775	1 873	2 641	266	5 243	55 697	47 090	4 305	3 262	4 045	City		
12	137	1 141	996	131	77	134	5	64	558	724	68	32	69	7	73	583	272	63	45	65	Village		
123	2 468	31 608	29 394	2 210	1 574	1 898	51	901	13 842	14 464	968	632	789	72	1 567	17 766	14 930	1 242	942	1 109	Total	Trabzon TR901	
123	2 468	31 608	29 394	2 210	1 574	1 898	51	901	13 842	14 464	968	632	789	72	1 567	17 766	14 930	1 242	942	1 109	City		
-	-	-	-	-	-	-	-	-	-	-	-	-	-	-	-	-	-	-	-	-	-	Village	
105	2 193	25 344	25 044	1 916	1 361	1 695	39	745	9 770	11 517	709	460	674	66	1 448	15 574	13 527	1 207	901	1 021	Total	Ordu TR902	
105	2 193	25 344	25 044	1 916	1 361	1 695	39	745	9 770	11 517	709	460	674	66	1 448	15 574	13 527	1 207	901	1 021	City		
-	-	-	-	-	-	-	-	-	-	-	-	-	-	-	-	-	-	-	-	-	-	Village	
83	1 329	15 758	14 713	1 334	858	1 316	30	444	6 725	7 356	476	295	475	53	885	9 033	7 357	858	563	841	Total	Giresun TR903	
81	1 309	15 639	14 563	1 311	840	1 301	29	439	6 691	7 327	468	285	471	52	870	8 948	7 236	843	555	830	City		
2	20	119	150	23	18	15	1	5	34	29	8	10	4	1	15	85	121	15	8	11	Village		
65	1 225	15 123	14 023	923	743	999	27	437	6 394	7 192	380	299	415	38	788	8 729	6 831	543	444	584	Total	Rize TR904	
61	1 179	14 718	13 567	869	724	956	25	405	6 105	6 757	342	287	383	36	774	8 613	6 810	527	437	573	City		
4	46	405	456	54	19	43	2	32	289	435	38	12	32	2	14	116	21	16	7	11	Village		
41	542	6 072	5 787	453	424	551	14	180	2 911	3 380	167	148	207	27	362	3 161	2 407	286	276	344	Total	Artvin TR905	
36	483	5 517	5 446	408	393	487	13	165	2 738	3 169	154	147	186	23	318	2 779	2 277	254	246	301	City		
5	59	555	341	45	31	64	1	15	173	211	13	1	21	4	44	382	130	32	30	43	Village		
28	410	4 377	4 481	375	252	361	11	144	2 360	2 171	143	71	150	17	266	2 017	2 310	232	181	211	Total	Gümüşhane TR906	
27	398	4 315	4 432	366	243	349	10	132	2 298	2 122	134	62	138	17	266	2 017	2 310	232	181	211	City		
1	12	62	49	9	9	12	1	12	62	49	9	9	12	-	-	-	-	-	-	-	Village		
314	6 371	87 625	77 127	4 672	3 854	4 554	132	2 681	46 051	41 216	2 140	1 630	2 123	182	3 690	41 574	35 911	2 532	2 224	2 431	Total	Northeast Anatolia TRA	
301	6 235	86 704	76 518	4 597	3 799	4 451	130	2 657	45 824	41 112	2 113	1 617	2 092	171	3 578	40 880	35 406	2 484	2 182	2 359	City		
13	136	921	609	75	55	103	2	24	227	104	27	13	31	11	112	694	505	48	42	72	Village		
166	3 175	43 769	38 820	2 622	1 880	2 448	65	1 314	23 733	21 076	1 155	767	1 089	101	1 861	20 036	17 744	1 467	1 113	1 359	Total	TRA1	
160	3 104	43 457	38 603	2 583	1 856	2 388	64	1 303	23 626	21 042	1 145	762	1 076	96	1 801	19 831	17 561	1 438	1 094	1 312	City		
6	71	312	217	39	24	60	1	11	107	34	10	5	13	5	60	205	183	29	19	47	Village		
107	2 146	31 701	27 946	1 783	1 303	1 601	43	954	17 698	15 153	798	555	715	64	1 192	14 003	12 793	985	748	886	Total	Erzurum TRA11	
107	2 146	31 701	27 946	1 783	1 303	1 601	43	954	17 698	15 153	798	555	715	64	1 192	14 003	12 793	985	748	886	City		
-	-	-	-	-	-	-	-	-	-	-	-	-	-	-	-	-	-	-	-	-	-	Village	
44	763	8 824	7 850	621	431	616	17	260	4 305	4 288	263	166	279	27	503	4 519	3 562	358	265	337	Total	Erzincan TRA12	
39	710	8 554	7 680	590	411	564	16	249	4 198	4 254	253	161	266	23	461	4 356	3 426	337	250	298	City		
5	53	270	170	31	20	52	1	11	107	34	10	5	13	4	42	163	136	21	15	39	Village		
15	266	3 244	3 024	218	146	231	5	100	1 730	1 635	94	46	95	10	166	1 514	1 389	124	100	136	Total	Bayburt TRA13	
14	248	3 202	2 977	210	142	223	5	100	1 730	1 635	94	46	95	9	148	1 472	1 342	116	96	128	City		
1	18	42	47	8	4	8	-	-	-	-	-	-	-	1	18	42	47	8	4	8	Village		
148	3 196	43 856	38 307	2 050	1 974	2 106	67	1 367	22 318	20 140	985	863	1 034	81	1 829	21 538	18 167	1 065	1 111	1 072	Total	TRA2	
141	3 131	43 247	37 915	2 014	1 943	2 063	66	1 354	22 198	20 070	968	855	1 016	75	1 777	21 049	17 845	1 046	1 088	1 047	City		
7	65	609	392	36	31	43	1	13	120	70	17	8	18	6	52	489	322	19	23	25	Village		
55	1 399	21 562	17 249	835	781	842	24	562	10 846	8 545	419	337	438	31	837	10 716	8 704	416	444	404	Total	Ağrı TRA21	
53	1 391	21 503	17 205	834	780	836	24	562	10 846	8 545	419	337	438	29	829	10 657	8 660	415	443	398	City		
2	8	59	44	1	1	6	-	-	-	-	-	-	-	2	8	59	44	1	1	6	Village		
44	760	10 690	9 403	519	535	633	21	324	5 614	5 287	271	240	308	23	436	5 076	4 116	248	295	325	Total	Kars TRA22	
41	728	10 464	9 206	502	523	610	20	314	5 513	5 231	256	235	296	21	414	4 951	3 975	246	288	314	City		
3	32	226	197	17	12	23	1	10	101	56	15	5	12	2	22	125	141	2	7	11	Village		
26	642	7 658	7 970	442	382	386	15	374	4 392	4 842	230	218	217	11	268	3 266	3 128	212	164	169	Total	Iğdır TRA23	
25	631	7 415	7 875	431	374	378	15	374	4 392	4 842	230	218	217	10	257	3 023	3 033	201	156	161	City		
1	11	243	95	11	8	8	-	-	-	-	-	-	-	1	11	243	95	11	8	8	Village		
23	395	3 946	3 685	254	276	245	7	107	1 466	1 466	65	68	71	16	288	2 480	2 219	189	208	174	Total	Ardahan TRA24	
22	381	3 865	3 629	247	266	239	7	104	1 447	1 452	63	65	65	15	277	2 418	2 177	184	201	174	City		
1	14	81	56	7	10	6	-	3	19	14	2	3	6	1	11	62	42	5	7	-	Village		

Note. See explanations for SR 1, SR 2 and SR 3 (Statistical Regions)

(1) Total of teachers includes permanent teaching staff.

## 1.17 İstatistikî Bölge Birimleri Sınıflaması 1. , 2. ve 3. düzey ve eğitim seviyesine göre okul, şube, öğrenci, öğretmen ve derslik sayısı (devam)

[2014/15 öğretim yılı]

İBBS		Okul Öncesi - Pre-Primary Education							İlkokul - Primary School							Ortaokul - Junior High School							
		Okul School	Şube Division	Öğrenci Student		Öğretmen <sup>(1)</sup> Teacher <sup>(1)</sup>		Derslik Class- room	Okul School	Şube Division	Öğrenci Student		Öğretmen <sup>(1)</sup> Teacher <sup>(1)</sup>		Derslik Classroom	Okul School	Şube Division	Öğrenci Student		Öğretmen <sup>(1)</sup> Teacher <sup>(1)</sup>		Derslik Classroom	
				Erkek Male	Kadın Female	Erkek Male	Kadın Female				Erkek Male	Kadın Female	Erkek Male	Kadın Female				Erkek Male	Kadın Female				
TRB	Orta Doğu	<b>Toplam</b>	<b>1 925</b>	<b>3 691</b>	<b>34 176</b>	<b>31 063</b>	<b>458</b>	<b>3 026</b>	<b>3 019</b>	<b>19 333</b>	<b>179 423</b>	<b>172 509</b>	<b>8 496</b>	<b>8 989</b>	<b>16 284</b>	<b>1 250</b>	<b>12 811</b>	<b>171 586</b>	<b>165 608</b>	<b>10 154</b>	<b>8 761</b>	<b>8 641</b>	
	Anadolu	Şehir	1 331	2 976	28 315	25 705	378	2 616	2 379	1 599	12 988	139 807	134 488	6 887	7 021	11 485	907	10 358	140 335	135 699	8 239	7 119	6 689
		Köy	594	715	5 861	5 358	80	467	647	1 420	6 345	39 616	38 021	1 609	1 968	4 799	343	2 453	31 251	29 909	1 915	1 642	1 952
	TRB1	<b>Toplam</b>	<b>642</b>	<b>1 478</b>	<b>13 576</b>	<b>12 206</b>	<b>134</b>	<b>1 368</b>	<b>1 180</b>	<b>927</b>	<b>6 838</b>	<b>60 157</b>	<b>57 925</b>	<b>3 935</b>	<b>3 383</b>	<b>5 542</b>	<b>470</b>	<b>4 820</b>	<b>59 135</b>	<b>57 794</b>	<b>4 128</b>	<b>3 780</b>	<b>3 699</b>
		Şehir	459	1 271	12 027	10 850	118	1 233	980	529	5 094	51 360	49 352	3 376	2 876	4 255	371	4 174	52 063	50 806	3 579	3 291	3 053
		Köy	183	207	1 549	1 356	16	135	200	398	1 744	8 797	8 573	559	507	1 287	99	646	7 072	6 988	549	489	646
	TRB11 Malatya	<b>Toplam</b>	<b>284</b>	<b>673</b>	<b>6 318</b>	<b>5 813</b>	<b>63</b>	<b>663</b>	<b>540</b>	<b>381</b>	<b>2 972</b>	<b>27 691</b>	<b>26 751</b>	<b>1 891</b>	<b>1 643</b>	<b>2 484</b>	<b>227</b>	<b>2 244</b>	<b>27 497</b>	<b>26 620</b>	<b>2 088</b>	<b>1 827</b>	<b>1 705</b>
		Şehir	284	673	6 318	5 813	63	663	540	381	2 972	27 691	26 751	1 891	1 643	2 484	227	2 244	27 497	26 620	2 088	1 827	1 705
		Köy	-	-	-	-	-	-	-	-	-	-	-	-	-	-	-	-	-	-	-	-	-
	TRB12 Elazığ	<b>Toplam</b>	<b>205</b>	<b>488</b>	<b>4 572</b>	<b>4 015</b>	<b>35</b>	<b>435</b>	<b>373</b>	<b>240</b>	<b>2 095</b>	<b>19 835</b>	<b>18 973</b>	<b>1 289</b>	<b>1 040</b>	<b>1 734</b>	<b>128</b>	<b>1 549</b>	<b>19 138</b>	<b>18 937</b>	<b>1 182</b>	<b>1 213</b>	<b>1 061</b>
		Şehir	111	377	3 728	3 269	27	360	275	87	1 392	15 753	14 949	998	778	1 072	78	1 231	15 845	15 573	923	962	830
		Köy	94	111	844	746	8	75	98	153	703	4 082	4 024	291	262	662	50	318	3 293	3 364	259	251	231
	TRB13 Bingöl	<b>Toplam</b>	<b>126</b>	<b>238</b>	<b>2 041</b>	<b>1 790</b>	<b>29</b>	<b>191</b>	<b>199</b>	<b>274</b>	<b>1 546</b>	<b>10 931</b>	<b>10 599</b>	<b>623</b>	<b>539</b>	<b>1 051</b>	<b>90</b>	<b>843</b>	<b>10 764</b>	<b>10 573</b>	<b>711</b>	<b>569</b>	<b>778</b>
		Şehir	49	155	1 430	1 274	22	140	111	44	569	6 505	6 302	380	321	482	49	551	7 248	7 203	448	369	384
		Köy	77	83	611	516	7	51	88	230	977	4 426	4 297	243	218	569	41	292	3 516	3 370	263	200	394
	TRB14 Tunceli	<b>Toplam</b>	<b>27</b>	<b>79</b>	<b>645</b>	<b>588</b>	<b>7</b>	<b>79</b>	<b>68</b>	<b>32</b>	<b>225</b>	<b>1 700</b>	<b>1 602</b>	<b>132</b>	<b>161</b>	<b>273</b>	<b>25</b>	<b>184</b>	<b>1 736</b>	<b>1 664</b>	<b>147</b>	<b>171</b>	<b>155</b>
		Şehir	15	66	551	494	6	70	54	17	161	1 411	1 350	107	134	217	17	148	1 473	1 410	120	133	134
		Köy	12	13	94	94	1	9	14	15	64	289	252	25	27	56	8	36	263	254	27	38	21
	TRB2	<b>Toplam</b>	<b>1 283</b>	<b>2 213</b>	<b>20 600</b>	<b>18 857</b>	<b>324</b>	<b>1 715</b>	<b>1 846</b>	<b>2 092</b>	<b>12 495</b>	<b>119 266</b>	<b>114 584</b>	<b>4 561</b>	<b>5 606</b>	<b>10 742</b>	<b>780</b>	<b>7 991</b>	<b>112 451</b>	<b>107 814</b>	<b>6 026</b>	<b>4 981</b>	<b>4 942</b>
		Şehir	872	1 705	16 288	14 855	260	1 383	1 399	1 070	7 894	88 447	85 136	3 511	4 145	7 230	536	6 184	88 272	84 893	4 660	3 828	3 636
		Köy	411	508	4 312	4 002	64	332	447	1 022	4 601	30 819	29 448	1 050	1 461	3 512	244	1 807	24 179	22 921	1 366	1 153	1 306
	TRB21 Van	<b>Toplam</b>	<b>661</b>	<b>1 210</b>	<b>11 501</b>	<b>10 681</b>	<b>185</b>	<b>941</b>	<b>1 019</b>	<b>891</b>	<b>5 873</b>	<b>62 498</b>	<b>60 448</b>	<b>2 304</b>	<b>2 828</b>	<b>5 041</b>	<b>341</b>	<b>4 012</b>	<b>58 460</b>	<b>56 142</b>	<b>2 931</b>	<b>2 438</b>	<b>2 357</b>
		Şehir	661	1 210	11 501	10 681	184	936	1 019	891	5 873	62 498	60 448	2 304	2 828	5 041	341	4 012	58 460	56 142	2 931	2 438	2 357
		Köy	-	-	-	-	1	5	-	-	-	-	-	-	-	-	-	-	-	-	-	-	-
	TRB22 Muş	<b>Toplam</b>	<b>261</b>	<b>403</b>	<b>3 870</b>	<b>3 416</b>	<b>51</b>	<b>326</b>	<b>348</b>	<b>457</b>	<b>2 568</b>	<b>23 931</b>	<b>23 071</b>	<b>904</b>	<b>1 263</b>	<b>2 436</b>	<b>194</b>	<b>1 717</b>	<b>23 045</b>	<b>21 794</b>	<b>1 298</b>	<b>1 127</b>	<b>1 197</b>
		Şehir	70	167	1 692	1 438	21	156	137	62	692	8 983	8 681	390	465	773	69	814	10 306	11 078	630	519	505
		Köy	191	236	2 178	1 978	30	170	211	395	1 876	14 948	14 390	514	798	1 663	125	903	12 739	10 716	668	608	692
	TRB23 Bitlis	<b>Toplam</b>	<b>237</b>	<b>375</b>	<b>3 415</b>	<b>3 086</b>	<b>52</b>	<b>288</b>	<b>309</b>	<b>461</b>	<b>2 420</b>	<b>18 330</b>	<b>17 361</b>	<b>846</b>	<b>874</b>	<b>2 179</b>	<b>160</b>	<b>1 337</b>	<b>18 245</b>	<b>17 209</b>	<b>1 132</b>	<b>804</b>	<b>868</b>
		Şehir	91	198	1 918	1 679	27	179	160	73	729	9 043	8 517	473	478	972	82	803	12 067	10 106	692	472	520
		Köy	146	177	1 497	1 407	25	109	149	388	1 691	9 287	8 844	373	396	1 207	78	534	6 178	7 103	440	332	348
	TRB24 Hakkari	<b>Toplam</b>	<b>124</b>	<b>225</b>	<b>1 814</b>	<b>1 674</b>	<b>36</b>	<b>160</b>	<b>170</b>	<b>283</b>	<b>1 634</b>	<b>14 507</b>	<b>13 704</b>	<b>507</b>	<b>641</b>	<b>1 086</b>	<b>85</b>	<b>925</b>	<b>12 701</b>	<b>12 669</b>	<b>665</b>	<b>612</b>	<b>520</b>
		Şehir	50	130	1 177	1 057	28	112	83	44	600	7 923	7 490	344	374	444	44	555	7 439	7 567	407	399	254
		Köy	74	95	637	617	8	48	87	239	1 034	6 584	6 214	163	267	642	41	370	5 262	5 102	258	213	266
	TRC	<b>Toplam</b>	<b>3 709</b>	<b>8 016</b>	<b>78 702</b>	<b>71 938</b>	<b>869</b>	<b>6 628</b>	<b>6 198</b>	<b>5 110</b>	<b>39 129</b>	<b>458 006</b>	<b>440 735</b>	<b>19 042</b>	<b>18 679</b>	<b>29 783</b>	<b>2 281</b>	<b>26 625</b>	<b>407 009</b>	<b>392 210</b>	<b>20 014</b>	<b>17 548</b>	<b>18 079</b>
	Güneydoğu	Şehir	2 995	7 129	71 902	65 294	782	6 005	5 339	3 797	33 293	419 338	403 981	17 074	16 752	25 537	1 831	23 958	375 789	362 161	17 862	15 879	15 318
	Anadolu	Köy	714	887	6 800	6 644	87	623	859	1 313	5 836	38 668	36 754	1 968	1 927	4 246	450	2 667	31 220	30 049	2 152	1 669	2 761
	TRC1	<b>Toplam</b>	<b>871</b>	<b>2 359</b>	<b>22 415</b>	<b>19 993</b>	<b>188</b>	<b>2 040</b>	<b>1 876</b>	<b>1 161</b>	<b>10 988</b>	<b>128 449</b>	<b>123 106</b>	<b>5 844</b>	<b>5 844</b>	<b>7 444</b>	<b>565</b>	<b>7 823</b>	<b>112 450</b>	<b>109 329</b>	<b>5 569</b>	<b>5 555</b>	<b>6 055</b>
		Şehir	656	2 126	20 776	18 355	158	1 870	1 647	664	8 901	117 796	113 112	4 976	5 272	6 387	439	7 014	103 377	100 461	4 818	5 085	5 114
		Köy	215	233	1 639	1 638	30	170	229	497	2 087	10 653	9 994	868	572	1 057	126	809	9 073	8 868	751	470	941
	TRC11 Gaziantep	<b>Toplam</b>	<b>503</b>	<b>1 657</b>	<b>16 090</b>	<b>14 189</b>	<b>106</b>	<b>1 400</b>	<b>1 316</b>	<b>548</b>	<b>7 232</b>	<b>96 331</b>	<b>92 360</b>	<b>3 748</b>	<b>4 327</b>	<b>5 233</b>	<b>321</b>	<b>5 466</b>	<b>82 366</b>	<b>80 102</b>	<b>3 376</b>	<b>4 129</b>	<b>3 813</b>
		Şehir	503	1 657	16 090	14 189	106	1 400	1 316	548	7 232	96 331	92 360	3 748	4 327	5 233	321	5 466	82 366	80 102	3 376	4 129	3 813
		Köy	-	-	-	-	-	-	-	-	-	-	-	-	-	-	-	-	-	-	-	-	-
	TRC12 Adıyaman	<b>Toplam</b>	<b>300</b>	<b>576</b>	<b>5 202</b>	<b>4 822</b>	<b>72</b>	<b>534</b>	<b>462</b>	<b>515</b>	<b>3 137</b>	<b>26 412</b>	<b>25 400</b>	<b>1 824</b>	<b>1 201</b>	<b>1 851</b>	<b>207</b>	<b>1 993</b>	<b>25 011</b>	<b>24 190</b>	<b>1 894</b>	<b>1 154</b>	<b>1 750</b>
		Şehir	119	379	3 806	3 431	47	389	266	89	1 345	17 231	16 755	1 053	711	948	92	1 261	16 869	16 3			

1.17 Number of schools, divisions, students, teachers and classrooms by Statistical Regions Levels 1, 2, and 3 and level of education(continued)

[The educational year 2014/15]

Ortaöğretim - Upper Secondary Education																							
Ortaöğretim toplamı Total of secondary education							Genel Ortaöğretim General Secondary Education							Mesleki ve Teknik Ortaöğretim Vocational and Technical Secondary Education									
Okul School	Şube Division	Öğrenci Student		Öğretmen <sup>(1)</sup> Teacher <sup>(1)</sup>		Derslik Classroom	Okul School	Şube Division	Öğrenci Student		Öğretmen <sup>(1)</sup> Teacher <sup>(1)</sup>		Derslik Classroom	Okul School	Şube Division	Öğrenci Student		Öğretmen <sup>(1)</sup> Teacher <sup>(1)</sup>		Derslik Classroom	SR		
		Erkek Male	Kadın Female	Erkek Male	Kadın Female				Erkek Male	Kadın Female	Erkek Male	Kadın Female				Erkek Male	Kadın Female						
504	10 900	166 677	141 236	9 196	5 932	8 127	201	4 479	87 195	70 391	3 877	2 200	3 444	303	6 421	79 482	70 845	5 319	3 732	4 683	Total	Centraleast	
493	10 668	164 727	139 527	9 075	5 828	7 991	200	4 458	86 991	70 161	3 861	2 188	3 428	293	6 210	77 736	69 366	5 214	3 640	4 563	City	Anatolia TRB	
11	232	1 950	1 709	121	104	136	1	21	204	230	16	12	16	10	211	1 746	1 479	105	92	120	Village		
259	5 216	75 170	67 389	5 106	3 037	4 097	111	2 300	40 827	37 025	2 275	1 242	1 888	148	2 916	34 343	30 364	2 831	1 795	2 209	Total	TRB1	
256	5 134	74 721	66 998	5 066	3 009	4 055	111	2 300	40 827	37 025	2 275	1 242	1 888	145	2 834	33 894	29 973	2 791	1 767	2 167	City		
3	82	449	391	40	28	42	-	-	-	-	-	-	-	3	82	449	391	40	28	42	Village		
119	2 497	35 454	31 499	2 459	1 466	1 987	52	1 137	18 905	17 179	1 068	606	879	67	1 360	16 549	14 320	1 391	860	1 108	Total	Malatya TRB11	
119	2 497	35 454	31 499	2 459	1 466	1 987	52	1 137	18 905	17 179	1 068	606	879	67	1 360	16 549	14 320	1 391	860	1 108	City		
-	-	-	-	-	-	-	-	-	-	-	-	-	-	-	-	-	-	-	-	-	-	Village	
79	1 754	24 977	23 261	1 761	961	1 284	36	790	13 476	12 965	823	407	652	43	964	11 501	10 296	938	554	632	Total	Elazığ TRB12	
76	1 672	24 528	22 870	1 721	933	1 242	36	790	13 476	12 965	823	407	652	40	882	11 052	9 905	898	526	590	City		
3	82	449	391	40	28	42	-	-	-	-	-	-	-	3	82	449	391	40	28	42	Village		
36	699	12 490	10 665	676	429	550	14	294	7 136	5 652	276	159	249	22	405	5 354	5 013	400	270	301	Total	Bingöl TRB13	
36	699	12 490	10 665	676	429	550	14	294	7 136	5 652	276	159	249	22	405	5 354	5 013	400	270	301	City		
-	-	-	-	-	-	-	-	-	-	-	-	-	-	-	-	-	-	-	-	-	-	Village	
25	266	2 249	1 964	210	181	276	9	79	1 310	1 229	108	70	108	16	187	939	735	102	111	168	Total	Tunceli TRB14	
25	266	2 249	1 964	210	181	276	9	79	1 310	1 229	108	70	108	16	187	939	735	102	111	168	City		
-	-	-	-	-	-	-	-	-	-	-	-	-	-	-	-	-	-	-	-	-	-	Village	
245	5 684	91 507	73 847	4 090	2 895	4 030	90	2 179	46 368	33 366	1 602	958	1 556	155	3 505	45 139	40 481	2 488	1 937	2 474	Total	TRB2	
237	5 534	90 006	72 529	4 009	2 819	3 936	89	2 158	46 164	33 136	1 586	946	1 540	148	3 376	43 842	39 393	2 423	1 873	2 396	City		
8	150	1 501	1 318	81	76	94	1	21	204	230	16	12	16	7	129	1 297	1 088	65	64	78	Village		
118	2 801	44 881	37 266	2 117	1 425	2 255	42	1 043	22 454	15 217	858	466	856	76	1 758	22 427	22 049	1 259	959	1 399	Total	Van TRB21	
118	2 801	44 881	37 266	2 117	1 425	2 255	42	1 043	22 454	15 217	858	466	856	76	1 758	22 427	22 049	1 259	959	1 399	City		
-	-	-	-	-	-	-	-	-	-	-	-	-	-	-	-	-	-	-	-	-	-	Village	
44	1 064	16 991	12 837	727	569	739	16	257	7 550	5 743	220	153	241	28	807	9 441	7 094	507	416	498	Total	Muş TRB22	
40	982	16 202	12 050	671	534	674	15	236	7 346	5 513	204	141	225	25	746	8 856	6 537	467	393	449	City		
4	82	789	787	56	35	65	1	21	204	230	16	12	16	3	61	585	557	40	23	49	Village		
49	874	16 482	11 715	758	449	651	19	373	9 906	6 288	319	165	301	30	501	6 576	5 427	439	284	350	Total	Bitlis TRB23	
49	874	16 482	11 715	758	449	651	19	373	9 906	6 288	319	165	301	30	501	6 576	5 427	439	284	350	City		
-	-	-	-	-	-	-	-	-	-	-	-	-	-	-	-	-	-	-	-	-	-	Village	
34	945	13 153	12 029	488	452	385	13	506	6 458	6 118	205	174	158	21	439	6 695	5 911	283	278	227	Total	Hakkari TRB24	
30	877	12 441	11 498	463	411	356	13	506	6 458	6 118	205	174	158	17	371	5 983	5 380	258	237	198	City		
4	68	712	531	25	41	29	-	-	-	-	-	-	-	4	68	712	531	25	41	29	Village		
865	22 118	384 487	316 768	16 583	10 855	15 183	355	9 427	208 952	162 410	7 121	4 030	6 438	510	12 691	175 535	154 358	9 462	6 825	8 745	Total	Southeast	
835	21 593	380 036	313 243	16 338	10 651	14 862	355	9 394	208 952	162 410	7 121	4 030	6 438	480	12 199	171 084	150 833	9 217	6 621	8 424	City	Anatolia TRC	
30	525	4 451	3 525	245	204	321	-	33	-	-	-	-	-	30	492	4 451	3 525	245	204	321	Village		
279	7 231	112 118	99 683	5 468	3 615	4 497	119	3 194	60 074	51 617	2 386	1 385	2 056	160	4 037	52 044	48 066	3 082	2 230	2 441	Total	TRC1	
265	7 016	110 468	98 393	5 360	3 546	4 369	119	3 194	60 074	51 617	2 386	1 385	2 056	146	3 822	50 394	46 776	2 974	2 161	2 313	City		
14	215	1 650	1 290	108	69	128	-	-	-	-	-	-	-	14	215	1 650	1 290	108	69	128	Village		
176	4 850	76 632	68 299	3 249	2 580	2 820	86	2 287	42 430	36 265	1 552	1 052	1 413	90	2 563	34 202	32 034	1 697	1 528	1 407	Total	Gaziantep TRC11	
176	4 850	76 632	68 299	3 249	2 580	2 820	86	2 287	42 430	36 265	1 552	1 052	1 413	90	2 563	34 202	32 034	1 697	1 528	1 407	City		
-	-	-	-	-	-	-	-	-	-	-	-	-	-	-	-	-	-	-	-	-	-	Village	
86	2 060	30 010	26 243	1 883	824	1 356	27	799	15 149	12 684	729	260	521	59	1 261	14 861	13 559	1 154	564	835	Total	Adıyaman TRC12	
72	1 845	28 360	24 953	1 775	755	1 228	27	799	15 149	12 684	729	260	521	45	1 046	13 211	12 269	1 046	495	707	City		
14	215	1 650	1 290	108	69	128	-	-	-	-	-	-	-	14	215	1 650	1 290	108	69	128	Village		
17	321	5 476	5 141	336	211	321	6	108	2 495	2 668	105	73	122	11	213	2 981	2 473	231	138	199	Total	Kilis TRC13	
17	321	5 476	5 141	336	211	321	6	108	2 495	2 668	105	73	122	11	213	2 981	2 473	231	138	199	City		
-	-	-	-	-	-	-	-	-	-	-	-	-	-	-	-	-	-	-	-	-	-	Village	
332	8 492	158 268	126 514	6 437	4 316	6 290	140	3 511	83 795	62 648	2 682	1 556	2 564	192	4 981	74 473	63 866	3 755	2 760	3 726	Total	TRC2	
332	8 492	158 268	126 514	6 437	4 316	6 290	140	3 511	83 795	62 648	2 682	1 556	2 564	192	4 981	74 473	63 866	3 755	2 760	3 726	City		
-	-	-	-	-	-	-	-	-	-	-	-	-	-	-	-	-	-	-	-	-	-	Village	
189	4 591	82 525	61 016	3 424	2 436	3 900	77	1 917	43 147	29 917	1 571	894	1 611	112	2 674	39 378	31 099	1 853	1 542	2 289	Total	Şanlıurfa TRC21	
189	4 591	82 525	61 016	3 424	2 436	3 900	77	1 917	43 147	29 917	1 571	894	1 611	112	2 674	39 378	31 099	1 853	1 542	2 289	City		
-	-	-	-	-	-	-	-	-	-	-	-	-	-	-	-	-	-	-	-	-	-	Village	
143	3 901	75 743	65 498	3 013	1 880	2 390	63	1 594	40 648	32 731	1 111	662	953	80	2 307	35 095	32 767	1 902	1 218	1 437	Total	Diyarbakır TRC22	
143	3 901	75 743	65 498	3 013	1 880	2 390	63	1 594	40 648	32 731	1 111	662	953	80	2 307	35 095	32 767	1 902	1 218	1 437	City		
-	-	-	-	-	-	-	-	-	-	-	-	-	-	-	-	-	-	-	-	-	-	Village	
254	6 395	114 101	90 571	4 678	2 924	4 396	96	2 722	65 083	48 145	2 053	1 089	1 818	158	3 673	49 018	42 426	2 625	1 835	2 578	Total	TRC3	
238	6 085	111 300	88 336	4 541	2 789	4 203	96	2 689	65 083	48 145	2 053	1 089	1 818	142	3 396	46 217	40 191	2 488	1 700	2 385	City		
16	310	2 801	2 235	137	135	193	-	33	-	-	-	-	-	16	277	2 801	2 235	137	135	193	Village		
91	2 331	39 062	31 701	1 657	1 008	1 589	31	1 048	22 764</														

## 1.18 Eğitim kurumlarının kademelere göre okul, öğrenci, öğretmen ve derslik sayısı

Number of schools, students, teachers and classrooms in education institutions by level of education

[2014/15 Öğretim yılı - The educational year 2014/15]

Eğitim kademesi (Level of education)	Okul/ Kurum School/ Institution	Öğrenci Sayısı Number of Students			Öğretmen Sayısı Number of Teachers			Derslik Classroom	
		Toplam Total	Erkek Male	Kadın Female	Toplam Total	Erkek Male	Kadın Female		
<b>Örgün eğitim toplamı</b> Total of formal education		<b>59 509</b>	<b>17 559 989</b>	<b>9 047 704</b>	<b>8 512 285</b>	<b>919 393</b>	<b>420 591</b>	<b>498 802</b>	<b>589 902</b>
<b>Örgün Eğitim (Resmi)</b> Formal education (Public)		<b>52 033</b>	<b>14 950 897</b>	<b>7 671 350</b>	<b>7 279 547</b>	<b>829 077</b>	<b>391 267</b>	<b>437 810</b>	<b>528 674</b>
<b>Örgün Eğitim (Özel)</b> Formal education (Private)		<b>7 474</b>	<b>823 515</b>	<b>438 850</b>	<b>384 665</b>	<b>90 316</b>	<b>29 324</b>	<b>60 992</b>	<b>61 228</b>
<b>Örgün Eğitim (Açıköğretim)</b> Formal education (Open education)		<b>2</b>	<b>1 785 577</b>	<b>937 504</b>	<b>848 073</b>	-	-	-	-
<b>Okul öncesi eğitim</b> Pre-primary education		<b>5 935</b>	<b>1 156 661</b>	<b>607 247</b>	<b>549 414</b>	<b>29 698</b>	<b>2 099</b>	<b>27 599</b>	<b>52 788</b>
<b>Okul öncesi eğitim (resmi)</b> Pre-primary education (public)		<b>2 380</b>	<b>985 013</b>	<b>516 071</b>	<b>468 942</b>	<b>15 705</b>	<b>1 380</b>	<b>14 325</b>	<b>39 070</b>
<b>Anaokulu - Kindergarten</b>		<b>2 259</b>	<b>280 256</b>	<b>146 914</b>	<b>133 342</b>	<b>15 038</b>	<b>1 372</b>	<b>13 666</b>	<b>9 638</b>
<b>Anasınıfı -Nursery-Class</b>		<b>20 220<sup>(1)</sup></b>	<b>696 040</b>	<b>364 589</b>	<b>331 451</b>	<b>35 614<sup>(2)</sup></b>	<b>1 833<sup>(2)</sup></b>	<b>33 781<sup>(2)</sup></b>	<b>28 864</b>
<b>657 S.K.191. Mad. göre açılan kurumlar</b> Institutions opened in accordance with Law no. 657 article 191		<b>121</b>	<b>8 717</b>	<b>4 568</b>	<b>4 149</b>	<b>667</b>	<b>8</b>	<b>659</b>	<b>568</b>
<b>Okul öncesi eğitim (özel)</b> Pre-primary education (private)		<b>3 555</b>	<b>171 648</b>	<b>91 176</b>	<b>80 472</b>	<b>13 993</b>	<b>719</b>	<b>13 274</b>	<b>13 718</b>
<b>Anaokulu -Kindergarten</b>		<b>1 908</b>	<b>88 917</b>	<b>47 173</b>	<b>41 744</b>	<b>6 521</b>	<b>471</b>	<b>6 050</b>	<b>5 433</b>
<b>Anasınıfı -Nursery-Class</b>		<b>817<sup>(1)</sup></b>	<b>33 386</b>	<b>17 731</b>	<b>15 655</b>	<b>2 726<sup>(2)</sup></b>	<b>138<sup>(2)</sup></b>	<b>2 588<sup>(2)</sup></b>	<b>3 017</b>
<b>Çocuk Hizmetleri Genel Müdürlüğü<sup>(3)</sup></b> General Directorate of Children Services <sup>(3)</sup>		<b>1 647</b>	<b>49 345</b>	<b>26 272</b>	<b>23 073</b>	<b>7 472</b>	<b>248</b>	<b>7 224</b>	<b>5 268</b>
<b>İlkokul</b> Primary school		<b>27 544</b>	<b>5 434 150</b>	<b>2 781 411</b>	<b>2 652 739</b>	<b>295 252</b>	<b>122 174</b>	<b>173 078</b>	<b>237 760</b>
<b>İlkokul (resmi)</b> Primary school (public)		<b>26 339</b>	<b>5 230 878</b>	<b>2 673 876</b>	<b>2 557 002</b>	<b>273 058</b>	<b>116 770</b>	<b>156 288</b>	<b>219 937</b>
<b>İlkokul (özel)</b> Primary school (private)		<b>1 205</b>	<b>203 272</b>	<b>107 535</b>	<b>95 737</b>	<b>22 194</b>	<b>5 404</b>	<b>16 790</b>	<b>17 823</b>
<b>Ortaokul</b> Lower secondary school		<b>16 969</b>	<b>5 278 107</b>	<b>2 670 118</b>	<b>2 607 989</b>	<b>296 065</b>	<b>136 393</b>	<b>159 672</b>	<b>147 693</b>
<b>Ortaokul (resmi)</b> Lower secondary school (public)		<b>15 857</b>	<b>4 754 540</b>	<b>2 443 857</b>	<b>2 310 683</b>	<b>273 049</b>	<b>127 579</b>	<b>145 470</b>	<b>137 351</b>
<b>Ortaokul (özel)</b> Lower secondary school (private)		<b>1 111</b>	<b>208 424</b>	<b>112 613</b>	<b>95 811</b>	<b>23 016</b>	<b>8 814</b>	<b>14 202</b>	<b>10 342</b>
<b>Açık öğretim ortaokulu</b> Open lower secondary school		<b>1</b>	<b>315 143</b>	<b>113 648</b>	<b>201 495</b>	-	-	-	-
<b>Ortaöğretim (Genel+Mesleki Ortaöğretim)</b> Upper secondary education (General secondary education+Vocational and technical secondary education)		<b>9 061</b>	<b>5 691 071</b>	<b>2 988 928</b>	<b>2 702 143</b>	<b>298 378</b>	<b>159 925</b>	<b>138 453</b>	<b>151 661</b>
<b>Ortaöğretim (resmi)</b> Upper secondary education (public)		<b>7 457</b>	<b>3 980 466</b>	<b>2 037 546</b>	<b>1 942 920</b>	<b>267 265</b>	<b>145 538</b>	<b>121 727</b>	<b>132 316</b>
<b>Ortaöğretim (özel)</b> Upper secondary education (private)		<b>1 603</b>	<b>240 171</b>	<b>127 526</b>	<b>112 645</b>	<b>31 113</b>	<b>14 387</b>	<b>16 726</b>	<b>19 345</b>
<b>Açıköğretim lisesi</b> Open education high school		<b>1</b>	<b>1 470 434</b>	<b>823 856</b>	<b>646 578</b>	-	-	-	-
<b>Genel ortaöğretim toplamı</b> Total of general secondary education		<b>3 955</b>	<b>2 902 954</b>	<b>1 492 653</b>	<b>1 410 301</b>	<b>123 160</b>	<b>66 473</b>	<b>56 687</b>	<b>67 826</b>
<b>Genel ortaöğretim (resmi)</b> General secondary education (public)		<b>2 780</b>	<b>1 601 563</b>	<b>747 524</b>	<b>854 039</b>	<b>99 707</b>	<b>55 275</b>	<b>44 432</b>	<b>54 356</b>
<b>Genel ortaöğretim (özel)</b> General secondary education (private)		<b>1 174</b>	<b>164 281</b>	<b>88 983</b>	<b>75 298</b>	<b>23 453</b>	<b>11 198</b>	<b>12 255</b>	<b>13 470</b>
<b>Açıköğretim lisesi</b> Open education high school		<b>1</b>	<b>1 137 110</b>	<b>656 146</b>	<b>480 964</b>	-	-	-	-
<b>Mesleki ve teknik ortaöğretim toplamı</b> Total of vocational and technical secondary education		<b>4 089</b>	<b>2 119 736</b>	<b>1 197 155</b>	<b>922 581</b>	<b>139 374</b>	<b>73 843</b>	<b>65 531</b>	<b>63 127</b>
<b>Mesleki ve teknik lise (resmi)</b> Vocational and technical high school (public)		<b>3 660</b>	<b>1 832 460</b>	<b>1 031 625</b>	<b>800 835</b>	<b>131 714</b>	<b>70 654</b>	<b>61 060</b>	<b>57 252</b>
<b>Mesleki ve teknik lise (özel)</b> Vocational and technical high school (private)		<b>429</b>	<b>75 890</b>	<b>38 543</b>	<b>37 347</b>	<b>7 660</b>	<b>3 189</b>	<b>4 471</b>	<b>5 875</b>
<b>Mesleki açıköğretim lisesi</b> Open upper vocational secondary school		-	<b>211 386</b>	<b>126 987</b>	<b>84 399</b>	-	-	-	-
<b>Din öğretimi toplamı</b> Total of religious education		<b>1 017</b>	<b>668 381</b>	<b>299 120</b>	<b>369 261</b>	<b>35 844</b>	<b>19 609</b>	<b>16 235</b>	<b>20 708</b>
<b>Din Öğretimi (resmi)</b> Religious education (public)		<b>1 017</b>	<b>546 443</b>	<b>258 397</b>	<b>288 046</b>	<b>35 844</b>	<b>19 609</b>	<b>16 235</b>	<b>20 708</b>
<b>Açıköğretim İmam Hatip Lisesi</b> Open education religious high schools		-	<b>121 938</b>	<b>40 723</b>	<b>81 215</b>	-	-	-	-

Not. Açıköğretim öğrenci sayıları 2014 yılı içerisinde 3 dönem sonu itibarıyla yeni kayıt yaptıran ve kayıt yenileyen aktif öğrencileri kapsar.

(1) Okul öncesi eğitimde 20 220 resmî anasınıfı ile 817 özel anasınıfı okul sayısına dahil edilmemiştir.

(2) 38 340 okul öncesi öğretmeni kadrolarının bulunduğu kurumların öğretmen sayılarında gösterilmiştir. Toplama dahil edilmemiştir

(3) T.C. Aile ve Sosyal Politikalar Bakanlığı'na bağlıdır.

Note. The number of open education students include the active students who are new entrants or who have renewed registration as of the end of 3 semesters in 2014.

(1) 20 220 public and 817 private nursery-classes are not included in the number of schools in pre-primary education.

(2) 38 340 pre-primary teachers are included in the number of teachers of institutions of which they are permanent staff and are excluded from the total.

(3) Depending of the Ministry of Family and Social Policies.

## 2.1 Okul öncesi eğitim kurumlarının okul türlerine göre okul, öğrenci, öğretmen ve derslik sayısı

Number of schools, students, teachers and classrooms by types of education in pre-primary education institutions

[2014/15 öğretim yılı - The educational year 2014/15]

Okul Türü Type of school	Okul/ Kurum School/ Institution	Öğrenci sayısı Number of students			Öğretmen sayısı Number of teachers			Derslik Classroom
		Toplam Total	Erkek Male	Kadın Female	Toplam Total	Erkek Male	Kadın Female	
<b>Okul öncesi eğitim (Resmi+Özel)</b> Pre-primary education (Public+Private)	26 972	1 156 661	607 247	549 414	68 038	4 070	63 968	52 788
<b>Okul öncesi Eğitim (Resmi)</b> Pre-primary education (Public)	22 600	985 013	516 071	468 942	51 319	3 213	48 106	39 070
<b>Okul öncesi Eğitim (Özel)</b> Pre-primary education (Private)	4 372	171 648	91 176	80 472	16 719	857	15 862	13 718
<b>Anaokulları toplamı (Resmi+Özel)</b> Total number of kindergartens (Public+Private)	4 167	369 173	194 087	175 086	21 559	1 843	19 716	15 071
<b>Bağımsız ana okulu (Resmi)</b> Independent kindergartens (Public)	2 259	280 256	146 914	133 342	15 038	1 372	13 666	9 638
<b>Özel anaokulları toplamı (Özel)</b> Total number of private kindergartens (Private)	1 908	88 917	47 173	41 744	6 521	471	6 050	5 433
<b>Türk</b> Turkish	1 902	88 702	47 060	41 642	6 506	471	6 035	5 424
<b>Azınlık</b> Minority	6	215	113	102	15	-	15	9
<b>Yabancı</b> Foreign	-	-	-	-	-	-	-	-
<b>Uluslararası</b> International	-	-	-	-	-	-	-	-
<b>Anasınıfları toplamı (Resmi+Özel)</b> Total number of nursery classes (Public+Private)	21 037	729 426	382 320	347 106	38 340	1 971	36 369	31 881
<b>Anasınıfları toplamı (Resmi)</b> Total number of nursery classes (Public)	20 220	696 040	364 589	331 451	35 614	1 833	33 781	28 864
<b>Anasınıfları</b> Nursery classes	20 220	689 735	361 275	328 460	35 614	1 833	33 781	28 864
<b>Yaz anaokulları ve anasınıfları</b> Summer kindergartens and nursery classes	-	5 752	3 031	2 721	-	-	-	-
<b>Mobil anaokulları</b> Mobile kindergartens	-	553	283	270	-	-	-	-
<b>Özel okullar bünyesindeki anasınıfları (Özel)</b> Nursery classes within private schools (Private)	817	33 386	17 731	15 655	2 726	138	2 588	3 017
<b>Türk</b> Turkish	804	32 987	17 523	15 464	2 667	137	2 530	2 975
<b>Azınlık</b> Minority	12	361	180	181	55	1	54	38
<b>Yabancı</b> Foreign	1	38	28	10	4	-	4	4
<b>Uluslararası</b> International	-	-	-	-	-	-	-	-
<b>Çocuk Hizmetleri Genel Müdürlüğü (Özel)</b> (1) General Directorate of Children Services (Private) (1)	1 647	49 345	26 272	23 073	7 472	248	7 224	5 268
<b>657 Sayılı Kan.191.mad.göre açılan kurumlar (Resmi)</b> Institutions opened in accordance with Law no. 657, article 191 (Public)	121	8 717	4 568	4 149	667	8	659	568

(1) T.C. Aile ve Sosyal Politikalar Bakanlığı'na bağlıdır.

(1) Depending of the Ministry of Family and Social Policies.

2.2 İstatistiki Bölge Birimleri Sınıflaması 3. düzey resmi - özel ayrımında, yerleşim yerine göre okul öncesi eğitim kurumlarında okul, öğrenci, öğretmen ve derslik sayısı

[2014/15 Öğretim yılı başı ]

İBBS 3. Düzey	Okul/ Sınıf School/ Class- room	Toplam - Total					Resmi - Public						
		Öğrenci - Student			Öğretmen <sup>(1)</sup> Teacher <sup>(1)</sup>	Derslik Classroom	Öğrenci - Student			Öğretmen <sup>(1)</sup> Teacher <sup>(1)</sup>	Derslik Classroom		
		Toplam Total	Erkek Male	Kadın Female			Toplam Total	Erkek Male	Kadın Female				
TR Türkiye	Toplam	26 972	1 156 661	607 247	549 414	68 038	52 788	22 600	985 013	516 071	468 942	51 319	39 070
	Şehir	22 786	1 085 074	570 368	514 706	64 049	48 081	18 424	914 019	479 497	434 522	47 366	34 389
	Köy	4 186	71 587	36 879	34 708	3 989	4 707	4 176	70 994	36 574	34 420	3 953	4 681
TR100 İstanbul	Toplam	2 971	168 621	89 433	79 188	10 799	7 328	1 507	110 879	58 838	52 041	5 370	3 619
	Şehir	2 971	168 621	89 433	79 188	10 799	7 328	1 507	110 879	58 838	52 041	5 370	3 619
	Köy	-	-	-	-	-	-	-	-	-	-	-	-
TR211 Tekirdağ	Toplam	247	12 464	6 537	5 927	738	574	192	10 519	5 500	5 019	501	375
	Şehir	247	12 464	6 537	5 927	736	574	192	10 519	5 500	5 019	499	375
	Köy	-	-	-	-	2	-	-	-	-	-	2	-
TR212 Edirne	Toplam	139	4 992	2 621	2 371	315	266	123	4 274	2 244	2 030	237	213
	Şehir	95	4 362	2 279	2 083	285	212	79	3 644	1 902	1 742	207	159
	Köy	44	630	342	288	30	54	44	630	342	288	30	54
TR213 Kırklareli	Toplam	116	4 529	2 396	2 133	231	199	106	4 229	2 236	1 993	190	172
	Şehir	76	3 863	2 047	1 816	207	156	66	3 563	1 887	1 676	166	129
	Köy	40	666	349	317	24	43	40	666	349	317	24	43
TR221 Balıkesir	Toplam	431	14 363	7 532	6 831	952	704	370	12 280	6 437	5 843	740	525
	Şehir	431	14 363	7 532	6 831	952	704	370	12 280	6 437	5 843	740	525
	Köy	-	-	-	-	-	-	-	-	-	-	-	-
TR222 Çanakkale	Toplam	164	6 762	3 425	3 337	430	303	146	6 123	3 102	3 021	373	248
	Şehir	87	5 153	2 620	2 533	321	209	70	4 589	2 332	2 257	270	159
	Köy	77	1 609	805	804	109	94	76	1 534	770	764	103	89
TR310 İzmir	Toplam	1 145	53 649	28 314	25 335	3 231	2 460	829	41 823	21 966	19 857	2 335	1 532
	Şehir	1 145	53 649	28 314	25 335	3 227	2 460	829	41 823	21 966	19 857	2 331	1 532
	Köy	-	-	-	-	4	-	-	-	-	-	4	-
TR321 Aydın	Toplam	404	15 206	7 918	7 288	964	763	351	13 241	6 902	6 339	748	566
	Şehir	404	15 206	7 918	7 288	964	763	351	13 241	6 902	6 339	748	566
	Köy	-	-	-	-	-	-	-	-	-	-	-	-
TR322 Denizli	Toplam	385	16 488	8 617	7 871	1 130	835	323	14 433	7 534	6 899	906	639
	Şehir	385	16 488	8 617	7 871	1 129	835	323	14 433	7 534	6 899	905	639
	Köy	-	-	-	-	1	-	-	-	-	-	1	-
TR323 Muğla	Toplam	395	13 233	6 829	6 404	913	741	321	10 811	5 537	5 274	633	519
	Şehir	395	13 233	6 829	6 404	912	741	321	10 811	5 537	5 274	632	519
	Köy	-	-	-	-	1	-	-	-	-	-	1	-
TR331 Manisa	Toplam	492	18 160	9 537	8 623	1 063	896	441	15 983	8 351	7 632	887	725
	Şehir	492	18 160	9 537	8 623	1 062	896	441	15 983	8 351	7 632	886	725
	Köy	-	-	-	-	1	-	-	-	-	-	1	-
TR332 Afyonkarahisar	Toplam	363	9 840	5 156	4 684	612	536	344	9 067	4 745	4 322	555	495
	Şehir	158	6 230	3 275	2 955	389	295	140	5 560	2 921	2 639	340	254
	Köy	205	3 610	1 881	1 729	223	241	204	3 507	1 824	1 683	215	241
TR333 Kütahya	Toplam	220	7 381	3 848	3 533	459	357	198	6 278	3 283	2 995	367	293
	Şehir	131	6 048	3 146	2 902	387	264	109	4 945	2 581	2 364	295	200
	Köy	89	1 333	702	631	72	93	89	1 333	702	631	72	93
TR334 Uşak	Toplam	133	4 734	2 487	2 247	307	238	116	4 031	2 134	1 897	235	173
	Şehir	74	3 839	2 019	1 820	249	169	58	3 195	1 696	1 499	183	111
	Köy	59	895	468	427	58	69	58	836	438	398	52	62
TR411 Bursa	Toplam	704	42 160	22 186	19 974	2 080	1 762	536	33 886	17 803	16 083	1 453	1 078
	Şehir	704	42 160	22 186	19 974	2 080	1 762	536	33 886	17 803	16 083	1 453	1 078
	Köy	-	-	-	-	-	-	-	-	-	-	-	-

(1) Toplam öğretmen, kadrolu öğretmenleri kapsar.



2.2 Number of schools, students, teachers and classrooms in public and private pre- primary education institutions by settlement place according to Statistical Regions Level 3

[Beginning of the educational year 2014/'15]

		Özel - Private					Çocuk Hizmetleri Genel Müdürlüğü Directorate of Children Services					General		
Okul/ Sınıf School/ Class- room	Öğrenci - Student					Okul/ Sınıf School/ Class- room	Öğrenci - Student					SR Level 3		
	Toplam Total	Erkek Male	Kadın Female	Öğretmen <sup>(1)</sup> Teacher <sup>(1)</sup>	Derslik Classroom		Toplam Total	Erkek Male	Kadın Female	Öğretmen <sup>(1)</sup> Teacher <sup>(1)</sup>	Derslik Classroom			
<b>2 725</b>	<b>122 303</b>	<b>64 904</b>	<b>57 399</b>	<b>9 247</b>	<b>8 450</b>	<b>1 647</b>	<b>49 345</b>	<b>26 272</b>	<b>23 073</b>	<b>7 472</b>	<b>5 268</b>	<b>Total</b>	Turkey TR	
<b>2 715</b>	<b>121 710</b>	<b>64 599</b>	<b>57 111</b>	<b>9 211</b>	<b>8 424</b>	<b>1 647</b>	<b>49 345</b>	<b>26 272</b>	<b>23 073</b>	<b>7 472</b>	<b>5 268</b>	<b>City</b>		
<b>10</b>	<b>593</b>	<b>305</b>	<b>288</b>	<b>36</b>	<b>26</b>	-	-	-	-	-	-	<b>Village</b>		
<b>1 178</b>	<b>48 757</b>	<b>25 726</b>	<b>23 031</b>	<b>3 843</b>	<b>2 959</b>	<b>286</b>	<b>8 985</b>	<b>4 869</b>	<b>4 116</b>	<b>1 586</b>	<b>750</b>	<b>Total</b>	İstanbul TR100	
1 178	48 757	25 726	23 031	3 843	2 959	286	8 985	4 869	4 116	1 586	750	City		
-	-	-	-	-	-	-	-	-	-	-	-	Village		
<b>24</b>	<b>1 222</b>	<b>656</b>	<b>566</b>	<b>117</b>	<b>117</b>	<b>31</b>	<b>723</b>	<b>381</b>	<b>342</b>	<b>120</b>	<b>82</b>	<b>Total</b>	Tekirdağ TR211	
24	1 222	656	566	117	117	31	723	381	342	120	82	City		
-	-	-	-	-	-	-	-	-	-	-	-	Village		
<b>9</b>	<b>413</b>	<b>227</b>	<b>186</b>	<b>34</b>	<b>23</b>	<b>7</b>	<b>305</b>	<b>150</b>	<b>155</b>	<b>44</b>	<b>30</b>	<b>Total</b>	Edirne TR212	
9	413	227	186	34	23	7	305	150	155	44	30	City		
-	-	-	-	-	-	-	-	-	-	-	-	Village		
<b>4</b>	<b>110</b>	<b>53</b>	<b>57</b>	<b>21</b>	<b>13</b>	<b>6</b>	<b>190</b>	<b>107</b>	<b>83</b>	<b>20</b>	<b>14</b>	<b>Total</b>	Kırklareli TR213	
4	110	53	57	21	13	6	190	107	83	20	14	City		
-	-	-	-	-	-	-	-	-	-	-	-	Village		
<b>24</b>	<b>1 051</b>	<b>538</b>	<b>513</b>	<b>90</b>	<b>83</b>	<b>37</b>	<b>1 032</b>	<b>557</b>	<b>475</b>	<b>122</b>	<b>96</b>	<b>Total</b>	Balıkesir TR221	
24	1 051	538	513	90	83	37	1 032	557	475	122	96	City		
-	-	-	-	-	-	-	-	-	-	-	-	Village		
<b>6</b>	<b>264</b>	<b>135</b>	<b>129</b>	<b>16</b>	<b>25</b>	<b>12</b>	<b>375</b>	<b>188</b>	<b>187</b>	<b>41</b>	<b>30</b>	<b>Total</b>	Çanakkale TR222	
5	189	100	89	10	20	12	375	188	187	41	30	City		
1	75	35	40	6	5	-	-	-	-	-	-	Village		
<b>308</b>	<b>11 782</b>	<b>6 323</b>	<b>5 459</b>	<b>848</b>	<b>906</b>	<b>8</b>	<b>44</b>	<b>25</b>	<b>19</b>	<b>48</b>	<b>22</b>	<b>Total</b>	İzmir TR310	
308	11 782	6 323	5 459	848	906	8	44	25	19	48	22	City		
-	-	-	-	-	-	-	-	-	-	-	-	Village		
<b>26</b>	<b>1 056</b>	<b>553</b>	<b>503</b>	<b>93</b>	<b>88</b>	<b>27</b>	<b>909</b>	<b>463</b>	<b>446</b>	<b>123</b>	<b>109</b>	<b>Total</b>	Aydın TR321	
26	1 056	553	503	93	88	27	909	463	446	123	109	City		
-	-	-	-	-	-	-	-	-	-	-	-	Village		
<b>23</b>	<b>1 124</b>	<b>597</b>	<b>527</b>	<b>87</b>	<b>89</b>	<b>39</b>	<b>931</b>	<b>486</b>	<b>445</b>	<b>137</b>	<b>107</b>	<b>Total</b>	Denizli TR322	
23	1 124	597	527	87	89	39	931	486	445	137	107	City		
-	-	-	-	-	-	-	-	-	-	-	-	Village		
<b>34</b>	<b>1 712</b>	<b>907</b>	<b>805</b>	<b>112</b>	<b>101</b>	<b>40</b>	<b>710</b>	<b>385</b>	<b>325</b>	<b>168</b>	<b>121</b>	<b>Total</b>	Muğla TR323	
34	1 712	907	805	112	101	40	710	385	325	168	121	City		
-	-	-	-	-	-	-	-	-	-	-	-	Village		
<b>27</b>	<b>1 396</b>	<b>752</b>	<b>644</b>	<b>74</b>	<b>90</b>	<b>24</b>	<b>781</b>	<b>434</b>	<b>347</b>	<b>102</b>	<b>81</b>	<b>Total</b>	Manisa TR331	
27	1 396	752	644	74	90	24	781	434	347	102	81	City		
-	-	-	-	-	-	-	-	-	-	-	-	Village		
<b>14</b>	<b>673</b>	<b>355</b>	<b>318</b>	<b>43</b>	<b>32</b>	<b>5</b>	<b>100</b>	<b>56</b>	<b>44</b>	<b>14</b>	<b>9</b>	<b>Total</b>	Afyonkarahisar TR332	
13	570	298	272	35	32	5	100	56	44	14	9	City		
1	103	57	46	8	-	-	-	-	-	-	-	Village		
<b>14</b>	<b>815</b>	<b>416</b>	<b>399</b>	<b>59</b>	<b>42</b>	<b>8</b>	<b>288</b>	<b>149</b>	<b>139</b>	<b>33</b>	<b>22</b>	<b>Total</b>	Kütahya TR333	
14	815	416	399	59	42	8	288	149	139	33	22	City		
-	-	-	-	-	-	-	-	-	-	-	-	Village		
<b>5</b>	<b>398</b>	<b>187</b>	<b>211</b>	<b>31</b>	<b>35</b>	<b>12</b>	<b>305</b>	<b>166</b>	<b>139</b>	<b>41</b>	<b>30</b>	<b>Total</b>	Uşak TR334	
4	339	157	182	25	28	12	305	166	139	41	30	City		
1	59	30	29	6	7	-	-	-	-	-	-	Village		
<b>118</b>	<b>6 308</b>	<b>3 362</b>	<b>2 946</b>	<b>391</b>	<b>505</b>	<b>50</b>	<b>1 966</b>	<b>1 021</b>	<b>945</b>	<b>236</b>	<b>179</b>	<b>Total</b>	Bursa TR411	
118	6 308	3 362	2 946	391	505	50	1 966	1 021	945	236	179	City		
-	-	-	-	-	-	-	-	-	-	-	-	Village		

(1) Total of teachers includes permanent teaching staff.

2.2 İstatistik Bölge Birimleri Sınıflaması 3. düzey resmi - özel ayrımında, yerleşim yerine göre okul öncesi eğitim kurumlarında okul, öğrenci, öğretmen ve derslik sayısı (devam)

[2014/15 Öğretim yılı başı ]

İBBS 3. Düzey	Okul/ Sınıf School/ Class- room	Toplam - Total						Resmi - Public					
		Öğrenci - Student						Öğrenci - Student					
		Toplam Total	Erkek Male	Kadın Female	Öğretmen <sup>(1)</sup> Teacher <sup>(1)</sup>	Derslik Classroom	Toplam Total	Erkek Male	Kadın Female	Öğretmen <sup>(1)</sup> Teacher <sup>(1)</sup>	Derslik Classroom		
TR412 Eskişehir	<b>Toplam</b>	<b>204</b>	<b>11 300</b>	<b>5 973</b>	<b>5 327</b>	<b>741</b>	<b>497</b>	<b>166</b>	<b>9 720</b>	<b>5 139</b>	<b>4 581</b>	<b>587</b>	<b>369</b>
	Şehir	204	11 300	5 973	5 327	741	497	166	9 720	5 139	4 581	587	369
	Köy	-	-	-	-	-	-	-	-	-	-	-	-
TR413 Bilecik	<b>Toplam</b>	<b>60</b>	<b>3 044</b>	<b>1 568</b>	<b>1 476</b>	<b>154</b>	<b>136</b>	<b>53</b>	<b>2 846</b>	<b>1 478</b>	<b>1 368</b>	<b>133</b>	<b>120</b>
	Şehir	46	2 841	1 468	1 373	141	120	39	2 643	1 378	1 265	120	104
	Köy	14	203	100	103	13	16	14	203	100	103	13	16
TR421 Kocaeli	<b>Toplam</b>	<b>474</b>	<b>28 494</b>	<b>15 062</b>	<b>13 432</b>	<b>1 508</b>	<b>1 108</b>	<b>373</b>	<b>23 863</b>	<b>12 572</b>	<b>11 291</b>	<b>1 076</b>	<b>804</b>
	Şehir	474	28 494	15 062	13 432	1 508	1 108	373	23 863	12 572	11 291	1 076	804
	Köy	-	-	-	-	-	-	-	-	-	-	-	-
TR422 Sakarya	<b>Toplam</b>	<b>357</b>	<b>13 703</b>	<b>7 215</b>	<b>6 488</b>	<b>781</b>	<b>655</b>	<b>309</b>	<b>11 107</b>	<b>5 781</b>	<b>5 326</b>	<b>577</b>	<b>470</b>
	Şehir	357	13 703	7 215	6 488	781	655	309	11 107	5 781	5 326	577	470
	Köy	-	-	-	-	-	-	-	-	-	-	-	-
TR423 Düzce	<b>Toplam</b>	<b>162</b>	<b>5 223</b>	<b>2 781</b>	<b>2 442</b>	<b>345</b>	<b>304</b>	<b>148</b>	<b>4 674</b>	<b>2 480</b>	<b>2 194</b>	<b>276</b>	<b>257</b>
	Şehir	91	3 966	2 127	1 839	274	221	79	3 490	1 862	1 628	212	176
	Köy	71	1 257	654	603	71	83	69	1 184	618	566	64	81
TR424 Bolu	<b>Toplam</b>	<b>82</b>	<b>3 989</b>	<b>2 084</b>	<b>1 905</b>	<b>258</b>	<b>175</b>	<b>74</b>	<b>3 585</b>	<b>1 861</b>	<b>1 724</b>	<b>222</b>	<b>146</b>
	Şehir	62	3 535	1 858	1 677	230	146	54	3 131	1 635	1 496	194	117
	Köy	20	454	226	228	28	29	20	454	226	228	28	29
TR425 Yalova	<b>Toplam</b>	<b>78</b>	<b>3 368</b>	<b>1 750</b>	<b>1 618</b>	<b>200</b>	<b>148</b>	<b>65</b>	<b>2 808</b>	<b>1 472</b>	<b>1 336</b>	<b>159</b>	<b>113</b>
	Şehir	50	2 703	1 403	1 300	163	108	38	2 181	1 147	1 034	122	75
	Köy	28	665	347	318	37	40	27	627	325	302	37	38
TR510 Ankara	<b>Toplam</b>	<b>1 406</b>	<b>74 734</b>	<b>39 187</b>	<b>35 547</b>	<b>5 798</b>	<b>4 126</b>	<b>860</b>	<b>53 148</b>	<b>27 932</b>	<b>25 216</b>	<b>3 496</b>	<b>1 951</b>
	Şehir	1 406	74 734	39 187	35 547	5 795	4 126	860	53 148	27 932	25 216	3 493	1 951
	Köy	-	-	-	-	3	-	-	-	-	-	3	-
TR521 Konya	<b>Toplam</b>	<b>865</b>	<b>32 282</b>	<b>17 136</b>	<b>15 146</b>	<b>1 924</b>	<b>1 478</b>	<b>756</b>	<b>28 234</b>	<b>14 957</b>	<b>13 277</b>	<b>1 570</b>	<b>1 133</b>
	Şehir	865	32 282	17 136	15 146	1 916	1 478	756	28 234	14 957	13 277	1 562	1 133
	Köy	-	-	-	-	8	-	-	-	-	-	8	-
TR522 Karaman	<b>Toplam</b>	<b>110</b>	<b>4 035</b>	<b>2 074</b>	<b>1 961</b>	<b>265</b>	<b>184</b>	<b>105</b>	<b>3 595</b>	<b>1 825</b>	<b>1 770</b>	<b>230</b>	<b>163</b>
	Şehir	63	3 292	1 698	1 594	204	138	58	2 852	1 449	1 403	169	117
	Köy	47	743	376	367	61	46	47	743	376	367	61	46
TR611 Antalya	<b>Toplam</b>	<b>730</b>	<b>42 590</b>	<b>22 159</b>	<b>20 431</b>	<b>2 537</b>	<b>1 994</b>	<b>543</b>	<b>35 543</b>	<b>18 524</b>	<b>17 019</b>	<b>1 534</b>	<b>1 183</b>
	Şehir	730	42 590	22 159	20 431	2 537	1 994	543	35 543	18 524	17 019	1 534	1 183
	Köy	-	-	-	-	-	-	-	-	-	-	-	-
TR612 Isparta	<b>Toplam</b>	<b>195</b>	<b>6 621</b>	<b>3 387</b>	<b>3 234</b>	<b>445</b>	<b>377</b>	<b>177</b>	<b>6 034</b>	<b>3 077</b>	<b>2 957</b>	<b>383</b>	<b>324</b>
	Şehir	104	5 296	2 724	2 572	344	252	86	4 709	2 414	2 295	282	199
	Köy	91	1 325	663	662	101	125	91	1 325	663	662	101	125
TR613 Burdur	<b>Toplam</b>	<b>130</b>	<b>4 176</b>	<b>2 181</b>	<b>1 995</b>	<b>259</b>	<b>222</b>	<b>124</b>	<b>4 008</b>	<b>2 083</b>	<b>1 925</b>	<b>233</b>	<b>207</b>
	Şehir	67	3 189	1 676	1 513	195	152	61	3 021	1 578	1 443	169	137
	Köy	63	987	505	482	64	70	63	987	505	482	64	70
TR621 Adana	<b>Toplam</b>	<b>572</b>	<b>30 487</b>	<b>16 098</b>	<b>14 389</b>	<b>1 625</b>	<b>1 095</b>	<b>529</b>	<b>28 285</b>	<b>14 929</b>	<b>13 356</b>	<b>1 425</b>	<b>951</b>
	Şehir	572	30 487	16 098	14 389	1 625	1 095	529	28 285	14 929	13 356	1 425	951
	Köy	-	-	-	-	-	-	-	-	-	-	-	-
TR622 Mersin	<b>Toplam</b>	<b>603</b>	<b>35 786</b>	<b>18 788</b>	<b>16 998</b>	<b>1 839</b>	<b>1 304</b>	<b>517</b>	<b>32 624</b>	<b>17 042</b>	<b>15 582</b>	<b>1 477</b>	<b>995</b>
	Şehir	603	35 786	18 788	16 998	1 839	1 304	517	32 624	17 042	15 582	1 477	995
	Köy	-	-	-	-	-	-	-	-	-	-	-	-
TR631 Hatay	<b>Toplam</b>	<b>650</b>	<b>33 708</b>	<b>17 652</b>	<b>16 056</b>	<b>1 302</b>	<b>1 222</b>	<b>598</b>	<b>32 223</b>	<b>16 851</b>	<b>15 372</b>	<b>1 124</b>	<b>1 066</b>
	Şehir	650	33 708	17 652	16 056	1 302	1 222	598	32 223	16 851	15 372	1 124	1 066
	Köy	-	-	-	-	-	-	-	-	-	-	-	-
TR632 Kahramanmaraş	<b>Toplam</b>	<b>450</b>	<b>17 448</b>	<b>9 102</b>	<b>8 346</b>	<b>900</b>	<b>716</b>	<b>431</b>	<b>16 709</b>	<b>8 698</b>	<b>8 011</b>	<b>843</b>	<b>675</b>
	Şehir	450	17 448	9 102	8 346	886	716	431	16 709	8 698	8 011	829	675
	Köy	-	-	-	-	14	-	-	-	-	-	14	-

(1) Toplam öğretmen, kadrolu öğretmenleri kapsar.

2.2 Number of schools, students, teachers and classrooms in public and private pre- primary education institutions by settlement place according to Statistical Regions Level 3 (continued)

[Beginning of the educational year 2014/'15]

		Özel - Private					Çocuk Hizmetleri Genel Müdürlüğü Directorate of Children Services					General		
Okul/ Sınıf School/ Class- room	Öğrenci - Student					Okul/ Sınıf School/ Class- room	Öğrenci - Student					SR Level 3		
	Toplam Total	Erkek Male	Kadın Female	Öğretmen <sup>(1)</sup> Teacher <sup>(1)</sup>	Derslik Classroom		Toplam Total	Erkek Male	Kadın Female	Öğretmen <sup>(1)</sup> Teacher <sup>(1)</sup>	Derslik Classroom			
26	1 171	619	552	91	90	12	409	215	194	63	38	<b>Total</b>	Eskişehir TR412	
26	1 171	619	552	91	90	12	409	215	194	63	38	City		
-	-	-	-	-	-	-	-	-	-	-	-	Village		
2	69	32	37	6	5	5	129	58	71	15	11	<b>Total</b>	Bilecik TR413	
2	69	32	37	6	5	5	129	58	71	15	11	City		
-	-	-	-	-	-	-	-	-	-	-	-	Village		
47	3 013	1 608	1 405	232	188	54	1 618	882	736	200	116	<b>Total</b>	Kocaeli TR421	
47	3 013	1 608	1 405	232	188	54	1 618	882	736	200	116	City		
-	-	-	-	-	-	-	-	-	-	-	-	Village		
19	1 616	886	730	93	107	29	980	548	432	111	78	<b>Total</b>	Sakarya TR422	
19	1 616	886	730	93	107	29	980	548	432	111	78	City		
-	-	-	-	-	-	-	-	-	-	-	-	Village		
7	441	240	201	39	26	7	108	61	47	30	21	<b>Total</b>	Düzce TR423	
5	368	204	164	32	24	7	108	61	47	30	21	City		
2	73	36	37	7	2	-	-	-	-	-	-	Village		
3	121	68	53	8	7	5	283	155	128	28	22	<b>Total</b>	Bolu TR424	
3	121	68	53	8	7	5	283	155	128	28	22	City		
-	-	-	-	-	-	-	-	-	-	-	-	Village		
9	393	200	193	21	17	4	167	78	89	20	18	<b>Total</b>	Yalova TR425	
8	355	178	177	21	15	4	167	78	89	20	18	City		
1	38	22	16	-	2	-	-	-	-	-	-	Village		
296	13 435	7 131	6 304	1 168	1 140	250	8 151	4 124	4 027	1 134	1 035	<b>Total</b>	Ankara TR510	
296	13 435	7 131	6 304	1 168	1 140	250	8 151	4 124	4 027	1 134	1 035	City		
-	-	-	-	-	-	-	-	-	-	-	-	Village		
36	1 643	872	771	93	145	73	2 405	1 307	1 098	261	200	<b>Total</b>	Konya TR521	
36	1 643	872	771	93	145	73	2 405	1 307	1 098	261	200	City		
-	-	-	-	-	-	-	-	-	-	-	-	Village		
3	315	177	138	18	16	2	125	72	53	17	5	<b>Total</b>	Karaman TR522	
3	315	177	138	18	16	2	125	72	53	17	5	City		
-	-	-	-	-	-	-	-	-	-	-	-	Village		
76	4 127	2 171	1 956	307	323	111	2 920	1 464	1 456	696	488	<b>Total</b>	Antalya TR611	
76	4 127	2 171	1 956	307	323	111	2 920	1 464	1 456	696	488	City		
-	-	-	-	-	-	-	-	-	-	-	-	Village		
6	338	165	173	22	26	12	249	145	104	40	27	<b>Total</b>	Isparta TR612	
6	338	165	173	22	26	12	249	145	104	40	27	City		
-	-	-	-	-	-	-	-	-	-	-	-	Village		
2	91	54	37	6	7	4	77	44	33	20	8	<b>Total</b>	Burdur TR613	
2	91	54	37	6	7	4	77	44	33	20	8	City		
-	-	-	-	-	-	-	-	-	-	-	-	Village		
40	2 158	1 143	1 015	184	131	3	44	26	18	16	13	<b>Total</b>	Adana TR621	
40	2 158	1 143	1 015	184	131	3	44	26	18	16	13	City		
-	-	-	-	-	-	-	-	-	-	-	-	Village		
31	1 717	935	782	125	114	55	1 445	811	634	237	195	<b>Total</b>	Mersin TR622	
31	1 717	935	782	125	114	55	1 445	811	634	237	195	City		
-	-	-	-	-	-	-	-	-	-	-	-	Village		
17	715	382	333	45	41	35	770	419	351	133	115	<b>Total</b>	Hatay TR631	
17	715	382	333	45	41	35	770	419	351	133	115	City		
-	-	-	-	-	-	-	-	-	-	-	-	Village		
11	428	233	195	30	18	8	311	171	140	27	23	<b>Total</b>	Kahramanmaraş TR632	
11	428	233	195	30	18	8	311	171	140	27	23	City		
-	-	-	-	-	-	-	-	-	-	-	-	Village		

(1) Total of teachers includes permanent teaching staff.

2.2 İstatistiki Bölge Birimleri Sınıflaması 3. düzey resmi - özel ayrımında, yerleşim yerine göre okul öncesi eğitim kurumlarında okul, öğrenci, öğretmen ve derslik sayısı (devam)

[2014/15 Öğretim yılı başı ]

İBBS 3. Düzey	Okul/ Sınıf School/ Class- room	Toplam - Total						Resmi - Public					
		Öğrenci - Student			Öğretmen <sup>(1)</sup> Teacher <sup>(1)</sup>	Derslik Classroom	Öğrenci - Student			Öğretmen <sup>(1)</sup> Teacher <sup>(1)</sup>	Derslik Classroom		
		Toplam Total	Erkek Male	Kadın Female			Toplam Total	Erkek Male	Kadın Female				
TR633 Osmaniye	<b>Toplam</b>	<b>209</b>	<b>8 869</b>	<b>4 654</b>	<b>4 215</b>	<b>534</b>	<b>332</b>	<b>191</b>	<b>8 160</b>	<b>4 278</b>	<b>3 882</b>	<b>460</b>	<b>295</b>
	Şehir	117	7 274	3 800	3 474	438	254	99	6 565	3 424	3 141	364	217
	Köy	92	1 595	854	741	96	78	92	1 595	854	741	96	78
TR711 Kırıkkale	<b>Toplam</b>	<b>96</b>	<b>3 389</b>	<b>1 757</b>	<b>1 632</b>	<b>228</b>	<b>204</b>	<b>83</b>	<b>2 859</b>	<b>1 457</b>	<b>1 402</b>	<b>183</b>	<b>163</b>
	Şehir	81	3 158	1 623	1 535	211	183	69	2 679	1 350	1 329	170	145
	Köy	15	231	134	97	17	21	14	180	107	73	13	18
TR712 Aksaray	<b>Toplam</b>	<b>203</b>	<b>6 033</b>	<b>3 234</b>	<b>2 799</b>	<b>363</b>	<b>330</b>	<b>193</b>	<b>5 582</b>	<b>2 987</b>	<b>2 595</b>	<b>319</b>	<b>301</b>
	Şehir	93	4 249	2 320	1 929	266	203	83	3 798	2 073	1 725	222	174
	Köy	110	1 784	914	870	97	127	110	1 784	914	870	97	127
TR713 Niğde	<b>Toplam</b>	<b>177</b>	<b>5 343</b>	<b>2 826</b>	<b>2 517</b>	<b>331</b>	<b>298</b>	<b>168</b>	<b>5 076</b>	<b>2 683</b>	<b>2 393</b>	<b>294</b>	<b>270</b>
	Şehir	71	3 243	1 758	1 485	216	162	62	2 976	1 615	1 361	179	134
	Köy	106	2 100	1 068	1 032	115	136	106	2 100	1 068	1 032	115	136
TR714 Nevşehir	<b>Toplam</b>	<b>153</b>	<b>5 537</b>	<b>2 878</b>	<b>2 659</b>	<b>315</b>	<b>260</b>	<b>145</b>	<b>4 976</b>	<b>2 578</b>	<b>2 398</b>	<b>270</b>	<b>230</b>
	Şehir	74	3 707	1 945	1 762	236	163	67	3 241	1 692	1 549	191	134
	Köy	79	1 830	933	897	79	97	78	1 735	886	849	79	96
TR715 Kırşehir	<b>Toplam</b>	<b>88</b>	<b>3 177</b>	<b>1 638</b>	<b>1 539</b>	<b>246</b>	<b>176</b>	<b>82</b>	<b>2 999</b>	<b>1 553</b>	<b>1 446</b>	<b>228</b>	<b>156</b>
	Şehir	63	2 849	1 465	1 384	211	141	57	2 671	1 380	1 291	193	122
	Köy	25	328	173	155	35	35	25	328	173	155	35	34
TR721 Kayseri	<b>Toplam</b>	<b>409</b>	<b>18 420</b>	<b>9 725</b>	<b>8 695</b>	<b>1 142</b>	<b>867</b>	<b>348</b>	<b>15 891</b>	<b>8 349</b>	<b>7 542</b>	<b>893</b>	<b>673</b>
	Şehir	409	18 420	9 725	8 695	1 142	867	348	15 891	8 349	7 542	893	673
	Köy	-	-	-	-	-	-	-	-	-	-	-	-
TR722 Sivas	<b>Toplam</b>	<b>223</b>	<b>7 322</b>	<b>3 909</b>	<b>3 413</b>	<b>447</b>	<b>404</b>	<b>209</b>	<b>6 466</b>	<b>3 429</b>	<b>3 037</b>	<b>391</b>	<b>332</b>
	Şehir	130	6 100	3 293	2 807	369	299	116	5 244	2 813	2 431	313	227
	Köy	93	1 222	616	606	78	105	93	1 222	616	606	78	105
TR723 Yozgat	<b>Toplam</b>	<b>221</b>	<b>5 716</b>	<b>2 951</b>	<b>2 765</b>	<b>355</b>	<b>333</b>	<b>211</b>	<b>5 466</b>	<b>2 819</b>	<b>2 647</b>	<b>323</b>	<b>307</b>
	Şehir	104	4 140	2 130	2 010	260	201	94	3 890	1 998	1 892	228	175
	Köy	117	1 576	821	755	95	132	117	1 576	821	755	95	132
TR811 Zonguldak	<b>Toplam</b>	<b>224</b>	<b>6 749</b>	<b>3 592</b>	<b>3 157</b>	<b>418</b>	<b>386</b>	<b>206</b>	<b>6 171</b>	<b>3 271</b>	<b>2 900</b>	<b>344</b>	<b>322</b>
	Şehir	118	5 030	2 691	2 339	313	255	100	4 452	2 370	2 082	239	191
	Köy	106	1 719	901	818	105	131	106	1 719	901	818	105	131
TR812 Karabük	<b>Toplam</b>	<b>72</b>	<b>2 684</b>	<b>1 400</b>	<b>1 284</b>	<b>183</b>	<b>139</b>	<b>67</b>	<b>2 398</b>	<b>1 249</b>	<b>1 149</b>	<b>160</b>	<b>119</b>
	Şehir	61	2 544	1 333	1 211	175	128	56	2 258	1 182	1 076	152	108
	Köy	11	140	67	73	8	11	11	140	67	73	8	11
TR813 Bartın	<b>Toplam</b>	<b>86</b>	<b>2 398</b>	<b>1 260</b>	<b>1 138</b>	<b>153</b>	<b>126</b>	<b>80</b>	<b>2 163</b>	<b>1 137</b>	<b>1 026</b>	<b>131</b>	<b>113</b>
	Şehir	32	1 492	790	702	97	66	26	1 257	667	590	75	53
	Köy	54	906	470	436	56	60	54	906	470	436	56	60
TR821 Kastamonu	<b>Toplam</b>	<b>120</b>	<b>4 139</b>	<b>2 166</b>	<b>1 973</b>	<b>275</b>	<b>233</b>	<b>109</b>	<b>3 788</b>	<b>1 963</b>	<b>1 825</b>	<b>244</b>	<b>194</b>
	Şehir	84	3 630	1 902	1 728	240	187	73	3 279	1 699	1 580	209	148
	Köy	36	509	264	245	35	46	36	509	264	245	35	46
TR822 Çankırı	<b>Toplam</b>	<b>63</b>	<b>2 508</b>	<b>1 290</b>	<b>1 218</b>	<b>139</b>	<b>133</b>	<b>62</b>	<b>2 432</b>	<b>1 245</b>	<b>1 187</b>	<b>134</b>	<b>127</b>
	Şehir	47	2 348	1 206	1 142	129	115	46	2 272	1 161	1 111	124	109
	Köy	16	160	84	76	10	18	16	160	84	76	10	18
TR823 Sinop	<b>Toplam</b>	<b>69</b>	<b>2 611</b>	<b>1 385</b>	<b>1 226</b>	<b>190</b>	<b>143</b>	<b>62</b>	<b>2 363</b>	<b>1 254</b>	<b>1 109</b>	<b>173</b>	<b>124</b>
	Şehir	49	2 265	1 205	1 060	168	118	42	2 017	1 074	943	151	99
	Köy	20	346	180	166	22	25	20	346	180	166	22	25
TR831 Samsun	<b>Toplam</b>	<b>542</b>	<b>18 895</b>	<b>9 796</b>	<b>9 099</b>	<b>1 295</b>	<b>983</b>	<b>476</b>	<b>16 830</b>	<b>8 689</b>	<b>8 141</b>	<b>997</b>	<b>759</b>
	Şehir	542	18 895	9 796	9 099	1 293	983	476	16 830	8 689	8 141	995	759
	Köy	-	-	-	-	2	-	-	-	-	-	2	-

(1) Toplam öğretmen, kadrolu öğretmenleri kapsar.

2.2 Number of schools, students, teachers and classrooms in public and private pre- primary education institutions by settlement place according to Statistical Regions Level 3 (continued)

[Beginning of the educational year 2014/'15]

Özel - Private						Çocuk Hizmetleri Genel Müdürlüğü General Directorate of Children Services							SR Level 3
Okul/ Sınıf School/ Class- room	Öğrenci - Student			Öğretmen <sup>(1)</sup> Teacher <sup>(1)</sup>	Derslik Classroom	Okul/ Sınıf School/ Class- room	Öğrenci - Student			Öğretmen <sup>(1)</sup> Teacher <sup>(1)</sup>	Derslik Classroom		
	Toplam Total	Erkek Male	Kadın Female				Toplam Total	Erkek Male	Kadın Female				
6	155	76	79	12	9	12	554	300	254	62	28	<b>Total</b>	Osmaniye TR633
6	155	76	79	12	9	12	554	300	254	62	28	City	
-	-	-	-	-	-	-	-	-	-	-	-	Village	
10	445	248	197	35	34	3	85	52	33	10	7	<b>Total</b>	Kırıkkale TR711
9	394	221	173	31	31	3	85	52	33	10	7	City	
1	51	27	24	4	3	-	-	-	-	-	-	Village	
4	236	119	117	13	13	6	215	128	87	31	16	<b>Total</b>	Aksaray TR712
4	236	119	117	13	13	6	215	128	87	31	16	City	
-	-	-	-	-	-	-	-	-	-	-	-	Village	
4	189	98	91	7	12	5	78	45	33	30	16	<b>Total</b>	Niğde TR713
4	189	98	91	7	12	5	78	45	33	30	16	City	
-	-	-	-	-	-	-	-	-	-	-	-	Village	
3	234	117	117	12	11	5	327	183	144	33	19	<b>Total</b>	Nevşehir TR714
2	139	70	69	12	10	5	327	183	144	33	19	City	
1	95	47	48	-	1	-	-	-	-	-	-	Village	
4	117	51	66	9	9	2	61	34	27	9	11	<b>Total</b>	Kırşehir TR715
4	117	51	66	9	8	2	61	34	27	9	11	City	
-	-	-	-	-	1	-	-	-	-	-	-	Village	
18	1 035	573	462	74	74	43	1 494	803	691	175	120	<b>Total</b>	Kayseri TR721
18	1 035	573	462	74	74	43	1 494	803	691	175	120	City	
-	-	-	-	-	-	-	-	-	-	-	-	Village	
4	311	162	149	12	25	10	545	318	227	44	47	<b>Total</b>	Sivas TR722
4	311	162	149	12	25	10	545	318	227	44	47	City	
-	-	-	-	-	-	-	-	-	-	-	-	Village	
4	127	66	61	12	11	6	123	66	57	20	15	<b>Total</b>	Yozgat TR723
4	127	66	61	12	11	6	123	66	57	20	15	City	
-	-	-	-	-	-	-	-	-	-	-	-	Village	
7	447	248	199	27	32	11	131	73	58	47	32	<b>Total</b>	Zonguldak TR811
7	447	248	199	27	32	11	131	73	58	47	32	City	
-	-	-	-	-	-	-	-	-	-	-	-	Village	
2	87	49	38	5	5	3	199	102	97	18	15	<b>Total</b>	Karabük TR812
2	87	49	38	5	5	3	199	102	97	18	15	City	
-	-	-	-	-	-	-	-	-	-	-	-	Village	
5	182	99	83	15	10	1	53	24	29	7	3	<b>Total</b>	Bartın TR813
5	182	99	83	15	10	1	53	24	29	7	3	City	
-	-	-	-	-	-	-	-	-	-	-	-	Village	
7	254	143	111	14	26	4	97	60	37	17	13	<b>Total</b>	Kastamonu TR821
7	254	143	111	14	26	4	97	60	37	17	13	City	
-	-	-	-	-	-	-	-	-	-	-	-	Village	
1	76	45	31	5	6	-	-	-	-	-	-	<b>Total</b>	Çankırı TR822
1	76	45	31	5	6	-	-	-	-	-	-	City	
-	-	-	-	-	-	-	-	-	-	-	-	Village	
7	248	131	117	17	19	-	-	-	-	-	-	<b>Total</b>	Sinop TR823
7	248	131	117	17	19	-	-	-	-	-	-	City	
-	-	-	-	-	-	-	-	-	-	-	-	Village	
27	1 117	586	531	91	96	39	948	521	427	207	128	<b>Total</b>	Samsun TR831
27	1 117	586	531	91	96	39	948	521	427	207	128	City	
-	-	-	-	-	-	-	-	-	-	-	-	Village	

(1) Total of teachers includes permanent teaching staff.

2.2 İstatistiki Bölge Birimleri Sınıflaması 3. düzey resmi - özel ayrımında, yerleşim yerine göre okul öncesi eğitim kurumlarında okul, öğrenci, öğretmen ve derslik sayısı (devam)

[2014/15 Öğretim yılı başı ]

İBBS 3. Düzey	Okul/ Sınıf School/ Class- room	Toplam - Total						Resmî - Public					
		Öğrenci - Student						Öğrenci - Student					
		Toplam Total	Erkek Male	Kadın Female	Öğretmen <sup>(1)</sup> Teacher <sup>(1)</sup>	Derslik Classroom	Toplam Total	Erkek Male	Kadın Female	Öğretmen <sup>(1)</sup> Teacher <sup>(1)</sup>	Derslik Classroom		
TR832 Tokat	<b>Toplam</b>	<b>325</b>	<b>10 886</b>	<b>5 716</b>	<b>5 170</b>	<b>510</b>	<b>396</b>	<b>313</b>	<b>10 363</b>	<b>5 443</b>	<b>4 920</b>	<b>453</b>	<b>356</b>
	Şehir	133	7 833	4 105	3 728	366	228	121	7 310	3 832	3 478	309	188
	Köy	192	3 053	1 611	1 442	144	168	192	3 053	1 611	1 442	144	168
TR833 Çorum	<b>Toplam</b>	<b>199</b>	<b>7 109</b>	<b>3 709</b>	<b>3 400</b>	<b>409</b>	<b>334</b>	<b>186</b>	<b>6 512</b>	<b>3 400</b>	<b>3 112</b>	<b>387</b>	<b>287</b>
	Şehir	113	6 064	3 166	2 898	337	246	100	5 467	2 857	2 610	315	199
	Köy	86	1 045	543	502	72	88	86	1 045	543	502	72	88
TR834 Amasya	<b>Toplam</b>	<b>150</b>	<b>5 556</b>	<b>2 897</b>	<b>2 659</b>	<b>353</b>	<b>262</b>	<b>141</b>	<b>5 256</b>	<b>2 728</b>	<b>2 528</b>	<b>317</b>	<b>235</b>
	Şehir	88	4 537	2 358	2 179	290	196	79	4 237	2 189	2 048	254	169
	Köy	62	1 019	539	480	63	66	62	1 019	539	480	63	66
TR901 Trabzon	<b>Toplam</b>	<b>298</b>	<b>11 906</b>	<b>6 218</b>	<b>5 688</b>	<b>704</b>	<b>549</b>	<b>266</b>	<b>10 797</b>	<b>5 611</b>	<b>5 186</b>	<b>594</b>	<b>469</b>
	Şehir	298	11 906	6 218	5 688	704	549	266	10 797	5 611	5 186	594	469
	Köy	-	-	-	-	-	-	-	-	-	-	-	-
TR902 Ordu	<b>Toplam</b>	<b>267</b>	<b>9 237</b>	<b>4 789</b>	<b>4 448</b>	<b>582</b>	<b>432</b>	<b>236</b>	<b>8 336</b>	<b>4 326</b>	<b>4 010</b>	<b>483</b>	<b>348</b>
	Şehir	267	9 237	4 789	4 448	580	432	236	8 336	4 326	4 010	481	348
	Köy	-	-	-	-	2	-	-	-	-	-	2	-
TR903 Giresun	<b>Toplam</b>	<b>166</b>	<b>6 269</b>	<b>3 334</b>	<b>2 935</b>	<b>349</b>	<b>293</b>	<b>157</b>	<b>5 939</b>	<b>3 143</b>	<b>2 796</b>	<b>305</b>	<b>263</b>
	Şehir	92	5 088	2 708	2 380	292	212	84	4 798	2 540	2 258	250	184
	Köy	74	1 181	626	555	57	81	73	1 141	603	538	55	79
TR904 Rize	<b>Toplam</b>	<b>121</b>	<b>4 623</b>	<b>2 457</b>	<b>2 166</b>	<b>277</b>	<b>246</b>	<b>111</b>	<b>4 303</b>	<b>2 289</b>	<b>2 014</b>	<b>246</b>	<b>213</b>
	Şehir	74	3 978	2 125	1 853	235	189	64	3 658	1 957	1 701	204	156
	Köy	47	645	332	313	42	57	47	645	332	313	42	57
TR905 Artvin	<b>Toplam</b>	<b>68</b>	<b>2 308</b>	<b>1 224</b>	<b>1 084</b>	<b>131</b>	<b>109</b>	<b>64</b>	<b>2 256</b>	<b>1 197</b>	<b>1 059</b>	<b>124</b>	<b>105</b>
	Şehir	43	1 931	1 008	923	112	81	39	1 879	981	898	105	77
	Köy	25	377	216	161	19	28	25	377	216	161	19	28
TR906 Gümüşhane	<b>Toplam</b>	<b>54</b>	<b>1 425</b>	<b>729</b>	<b>696</b>	<b>94</b>	<b>100</b>	<b>53</b>	<b>1 386</b>	<b>711</b>	<b>675</b>	<b>91</b>	<b>97</b>
	Şehir	25	1 126	570	556	73	63	24	1 087	552	535	70	60
	Köy	29	299	159	140	21	37	29	299	159	140	21	37
TRA11 Erzurum	<b>Toplam</b>	<b>378</b>	<b>10 632</b>	<b>5 654</b>	<b>4 978</b>	<b>590</b>	<b>526</b>	<b>352</b>	<b>9 716</b>	<b>5 130</b>	<b>4 586</b>	<b>500</b>	<b>453</b>
	Şehir	378	10 632	5 654	4 978	590	526	352	9 716	5 130	4 586	500	453
	Köy	-	-	-	-	-	-	-	-	-	-	-	-
TRA12 Erzincan	<b>Toplam</b>	<b>103</b>	<b>3 297</b>	<b>1 729</b>	<b>1 568</b>	<b>203</b>	<b>186</b>	<b>95</b>	<b>3 083</b>	<b>1 619</b>	<b>1 464</b>	<b>179</b>	<b>163</b>
	Şehir	54	2 579	1 369	1 210	161	128	46	2 365	1 259	1 106	137	105
	Köy	49	718	360	358	42	58	49	718	360	358	42	58
TRA13 Bayburt	<b>Toplam</b>	<b>42</b>	<b>970</b>	<b>500</b>	<b>470</b>	<b>63</b>	<b>59</b>	<b>40</b>	<b>891</b>	<b>461</b>	<b>430</b>	<b>56</b>	<b>53</b>
	Şehir	23	700	368	332	47	38	21	621	329	292	40	32
	Köy	19	270	132	138	16	21	19	270	132	138	16	21
TRA21 Ağrı	<b>Toplam</b>	<b>357</b>	<b>9 471</b>	<b>4 925</b>	<b>4 546</b>	<b>462</b>	<b>430</b>	<b>354</b>	<b>9 332</b>	<b>4 847</b>	<b>4 485</b>	<b>453</b>	<b>422</b>
	Şehir	101	4 764	2 534	2 230	253	195	98	4 625	2 456	2 169	244	187
	Köy	256	4 707	2 391	2 316	209	235	256	4 707	2 391	2 316	209	235
TRA22 Kars	<b>Toplam</b>	<b>233</b>	<b>4 857</b>	<b>2 500</b>	<b>2 357</b>	<b>288</b>	<b>333</b>	<b>230</b>	<b>4 750</b>	<b>2 447</b>	<b>2 303</b>	<b>280</b>	<b>326</b>
	Şehir	50	2 184	1 144	1 040	137	132	47	2 077	1 091	986	129	125
	Köy	183	2 673	1 356	1 317	151	201	183	2 673	1 356	1 317	151	201
TRA23 Iğdır	<b>Toplam</b>	<b>110</b>	<b>3 430</b>	<b>1 741</b>	<b>1 689</b>	<b>174</b>	<b>139</b>	<b>106</b>	<b>3 315</b>	<b>1 672</b>	<b>1 643</b>	<b>164</b>	<b>125</b>
	Şehir	37	2 045	1 083	962	101	71	33	1 930	1 014	916	91	57
	Köy	73	1 385	658	727	73	68	73	1 385	658	727	73	68
TRA24 Ardahan	<b>Toplam</b>	<b>75</b>	<b>1 446</b>	<b>753</b>	<b>693</b>	<b>92</b>	<b>120</b>	<b>73</b>	<b>1 393</b>	<b>730</b>	<b>663</b>	<b>86</b>	<b>106</b>
	Şehir	20	717	355	362	46	52	18	664	332	332	40	38
	Köy	55	729	398	331	46	68	55	729	398	331	46	68

(1) Toplam öğretmen, kadrolu öğretmenleri kapsar.

2.2 Number of schools, students, teachers and classrooms in public and private pre- primary education institutions by settlement place according to Statistical Regions Level 3 (continued)

[Beginning of the educational year 2014/'15]

		Özel - Private					Çocuk Hizmetleri Genel Müdürlüğü Directorate of Children Services						General		
Okul/ Sınıf School/ Class- room		Öğrenci - Student				Derslik Classroom	Okul/ Sınıf School/ Class- room		Öğrenci - Student				Derslik Classroom	SR Level 3	
Toplam Total	Erkek Male	Kadın Female	Öğretmen <sup>(1)</sup> Teacher <sup>(1)</sup>		Toplam Total		Erkek Male	Kadın Female	Öğretmen <sup>(1)</sup> Teacher <sup>(1)</sup>						
5	323	171	152	33	24	7	200	102	98	24	16	<b>Total</b>	Tokat TR832		
5	323	171	152	33	24	7	200	102	98	24	16	City			
-	-	-	-	-	-	-	-	-	-	-	-	Village			
5	272	138	134	22	19	8	325	171	154	-	28	<b>Total</b>	Çorum TR833		
5	272	138	134	22	19	8	325	171	154	-	28	City			
-	-	-	-	-	-	-	-	-	-	-	-	Village			
4	136	75	61	17	13	5	164	94	70	19	14	<b>Total</b>	Amasya TR834		
4	136	75	61	17	13	5	164	94	70	19	14	City			
-	-	-	-	-	-	-	-	-	-	-	-	Village			
15	588	305	283	34	25	17	521	302	219	76	55	<b>Total</b>	Trabzon TR901		
15	588	305	283	34	25	17	521	302	219	76	55	City			
-	-	-	-	-	-	-	-	-	-	-	-	Village			
6	262	145	117	14	20	25	639	318	321	85	64	<b>Total</b>	Ordu TR902		
6	262	145	117	14	20	25	639	318	321	85	64	City			
-	-	-	-	-	-	-	-	-	-	-	-	Village			
2	98	50	48	8	8	7	232	141	91	36	22	<b>Total</b>	Giresun TR903		
1	58	27	31	6	6	7	232	141	91	36	22	City			
1	40	23	17	2	2	-	-	-	-	-	-	Village			
4	150	75	75	7	13	6	170	93	77	24	20	<b>Total</b>	Rize TR904		
4	150	75	75	7	13	6	170	93	77	24	20	City			
-	-	-	-	-	-	-	-	-	-	-	-	Village			
1	20	10	10	1	1	3	32	17	15	6	3	<b>Total</b>	Artvin TR905		
1	20	10	10	1	1	3	32	17	15	6	3	City			
-	-	-	-	-	-	-	-	-	-	-	-	Village			
1	39	18	21	3	3	-	-	-	-	-	-	<b>Total</b>	Gümüşhane TR906		
1	39	18	21	3	3	-	-	-	-	-	-	City			
-	-	-	-	-	-	-	-	-	-	-	-	Village			
9	383	214	169	30	21	17	533	310	223	60	52	<b>Total</b>	Erzurum TRA11		
9	383	214	169	30	21	17	533	310	223	60	52	City			
-	-	-	-	-	-	-	-	-	-	-	-	Village			
2	77	47	30	5	4	6	137	63	74	19	19	<b>Total</b>	Erzincan TRA12		
2	77	47	30	5	4	6	137	63	74	19	19	City			
-	-	-	-	-	-	-	-	-	-	-	-	Village			
1	36	20	16	2	2	1	43	19	24	5	4	<b>Total</b>	BayburtTRA13		
1	36	20	16	2	2	1	43	19	24	5	4	City			
-	-	-	-	-	-	-	-	-	-	-	-	Village			
3	139	78	61	9	8	-	-	-	-	-	-	<b>Total</b>	Ağrı TRA21		
3	139	78	61	9	8	-	-	-	-	-	-	City			
-	-	-	-	-	-	-	-	-	-	-	-	Village			
3	107	53	54	8	7	-	-	-	-	-	-	<b>Total</b>	Kars TRA22		
3	107	53	54	8	7	-	-	-	-	-	-	City			
-	-	-	-	-	-	-	-	-	-	-	-	Village			
2	63	37	26	3	5	2	52	32	20	7	9	<b>Total</b>	Iğdır TRA23		
2	63	37	26	3	5	2	52	32	20	7	9	City			
-	-	-	-	-	-	-	-	-	-	-	-	Village			
1	40	17	23	2	11	1	13	6	7	4	3	<b>Total</b>	Ardahan TRA24		
1	40	17	23	2	11	1	13	6	7	4	3	City			
-	-	-	-	-	-	-	-	-	-	-	-	Village			

(1) Total of teachers includes permanent teaching staff.

2.2 İstatistikî Bölge Birimleri Sınıflaması 3. düzey resmi - özel ayrımında, yerleşim yerine göre okul öncesi eğitim kurumlarında okul, öğrenci, öğretmen ve derslik sayısı (devam)

[2014/15 Öğretim yılı başı ]

İBBS 3. Düzey	Okul/ Sınıf School/ Class- room	Toplam - Total						Resmî - Public					
		Öğrenci - Student						Öğrenci - Student					
		Toplam Total	Erkek Male	Kadın Female	Öğretmen <sup>(1)</sup> Teacher <sup>(1)</sup>	Derslik Classroom	Toplam Total	Erkek Male	Kadın Female	Öğretmen <sup>(1)</sup> Teacher <sup>(1)</sup>	Derslik Classroom		
TRB11 Malatya	<b>Toplam</b>	<b>284</b>	<b>12 131</b>	<b>6 318</b>	<b>5 813</b>	<b>726</b>	<b>540</b>	<b>250</b>	<b>10 991</b>	<b>5 736</b>	<b>5 255</b>	<b>605</b>	<b>423</b>
	Şehir	284	12 131	6 318	5 813	726	540	250	10 991	5 736	5 255	605	423
	Köy	-	-	-	-	-	-	-	-	-	-	-	-
TRB12 Elazığ	<b>Toplam</b>	<b>205</b>	<b>8 587</b>	<b>4 572</b>	<b>4 015</b>	<b>470</b>	<b>373</b>	<b>190</b>	<b>7 859</b>	<b>4 179</b>	<b>3 680</b>	<b>416</b>	<b>318</b>
	Şehir	111	6 997	3 728	3 269	387	275	96	6 269	3 335	2 934	333	220
	Köy	94	1 590	844	746	83	98	94	1 590	844	746	83	98
TRB13 Bingöl	<b>Toplam</b>	<b>126</b>	<b>3 831</b>	<b>2 041</b>	<b>1 790</b>	<b>220</b>	<b>199</b>	<b>124</b>	<b>3 738</b>	<b>1 988</b>	<b>1 750</b>	<b>208</b>	<b>191</b>
	Şehir	49	2 704	1 430	1 274	162	111	47	2 611	1 377	1 234	150	103
	Köy	77	1 127	611	516	58	88	77	1 127	611	516	58	88
TRB14 Tunceli	<b>Toplam</b>	<b>27</b>	<b>1 233</b>	<b>645</b>	<b>588</b>	<b>86</b>	<b>68</b>	<b>25</b>	<b>1 051</b>	<b>542</b>	<b>509</b>	<b>72</b>	<b>57</b>
	Şehir	15	1 045	551	494	76	54	13	863	448	415	62	43
	Köy	12	188	94	94	10	14	12	188	94	94	10	14
TRB21 Van	<b>Toplam</b>	<b>661</b>	<b>22 182</b>	<b>11 501</b>	<b>10 681</b>	<b>1 126</b>	<b>1 019</b>	<b>649</b>	<b>21 579</b>	<b>11 159</b>	<b>10 420</b>	<b>1 072</b>	<b>957</b>
	Şehir	661	22 182	11 501	10 681	1 120	1 019	649	21 579	11 159	10 420	1 066	957
	Köy	-	-	-	-	6	-	-	-	-	-	6	-
TRB22 Muş	<b>Toplam</b>	<b>261</b>	<b>7 286</b>	<b>3 870</b>	<b>3 416</b>	<b>377</b>	<b>348</b>	<b>258</b>	<b>7 172</b>	<b>3 813</b>	<b>3 359</b>	<b>360</b>	<b>338</b>
	Şehir	70	3 130	1 692	1 438	177	137	68	3 075	1 663	1 412	163	130
	Köy	191	4 156	2 178	1 978	200	211	190	4 097	2 150	1 947	197	208
TRB23 Bitlis	<b>Toplam</b>	<b>237</b>	<b>6 501</b>	<b>3 415</b>	<b>3 086</b>	<b>340</b>	<b>309</b>	<b>228</b>	<b>6 349</b>	<b>3 334</b>	<b>3 015</b>	<b>322</b>	<b>292</b>
	Şehir	91	3 597	1 918	1 679	206	160	82	3 445	1 837	1 608	188	143
	Köy	146	2 904	1 497	1 407	134	149	146	2 904	1 497	1 407	134	149
TRB24 Hakkari	<b>Toplam</b>	<b>124</b>	<b>3 488</b>	<b>1 814</b>	<b>1 674</b>	<b>196</b>	<b>170</b>	<b>122</b>	<b>3 456</b>	<b>1 795</b>	<b>1 661</b>	<b>191</b>	<b>167</b>
	Şehir	50	2 234	1 177	1 057	140	83	48	2 202	1 158	1 044	135	80
	Köy	74	1 254	637	617	56	87	74	1 254	637	617	56	87
TRC11 Gaziantep	<b>Toplam</b>	<b>503</b>	<b>30 279</b>	<b>16 090</b>	<b>14 189</b>	<b>1 506</b>	<b>1 316</b>	<b>452</b>	<b>27 529</b>	<b>14 617</b>	<b>12 912</b>	<b>1 277</b>	<b>1 106</b>
	Şehir	503	30 279	16 090	14 189	1 506	1 316	452	27 529	14 617	12 912	1 277	1 106
	Köy	-	-	-	-	-	-	-	-	-	-	-	-
TRC12 Adıyaman	<b>Toplam</b>	<b>300</b>	<b>10 024</b>	<b>5 202</b>	<b>4 822</b>	<b>606</b>	<b>462</b>	<b>289</b>	<b>9 588</b>	<b>4 973</b>	<b>4 615</b>	<b>547</b>	<b>421</b>
	Şehir	119	7 237	3 806	3 431	436	266	108	6 801	3 577	3 224	377	225
	Köy	181	2 787	1 396	1 391	170	196	181	2 787	1 396	1 391	170	196
TRC13 Kilis	<b>Toplam</b>	<b>68</b>	<b>2 105</b>	<b>1 123</b>	<b>982</b>	<b>116</b>	<b>98</b>	<b>65</b>	<b>2 027</b>	<b>1 078</b>	<b>949</b>	<b>108</b>	<b>92</b>
	Şehir	34	1 615	880	735	86	65	31	1 537	835	702	78	59
	Köy	34	490	243	247	30	33	34	490	243	247	30	33
TRC21 Şanlıurfa	<b>Toplam</b>	<b>883</b>	<b>39 014</b>	<b>20 194</b>	<b>18 820</b>	<b>1 838</b>	<b>1 431</b>	<b>857</b>	<b>38 478</b>	<b>19 920</b>	<b>18 558</b>	<b>1 770</b>	<b>1 371</b>
	Şehir	883	39 014	20 194	18 820	1 835	1 431	857	38 478	19 920	18 558	1 767	1 371
	Köy	-	-	-	-	3	-	-	-	-	-	3	-
TRC22 Diyarbakır	<b>Toplam</b>	<b>801</b>	<b>29 686</b>	<b>15 579</b>	<b>14 107</b>	<b>1 380</b>	<b>1 135</b>	<b>769</b>	<b>28 626</b>	<b>14 987</b>	<b>13 639</b>	<b>1 263</b>	<b>1 040</b>
	Şehir	801	29 686	15 579	14 107	1 380	1 135	769	28 626	14 987	13 639	1 263	1 040
	Köy	-	-	-	-	-	-	-	-	-	-	-	-
TRC31 Mardin	<b>Toplam</b>	<b>410</b>	<b>12 784</b>	<b>6 700</b>	<b>6 084</b>	<b>665</b>	<b>530</b>	<b>398</b>	<b>12 507</b>	<b>6 542</b>	<b>5 965</b>	<b>643</b>	<b>513</b>
	Şehir	410	12 784	6 700	6 084	664	530	398	12 507	6 542	5 965	642	513
	Köy	-	-	-	-	1	-	-	-	-	-	1	-
TRC32 Batman	<b>Toplam</b>	<b>270</b>	<b>9 789</b>	<b>5 074</b>	<b>4 715</b>	<b>541</b>	<b>462</b>	<b>257</b>	<b>9 231</b>	<b>4 792</b>	<b>4 439</b>	<b>497</b>	<b>439</b>
	Şehir	105	7 152	3 744	3 408	416	287	92	6 594	3 462	3 132	372	264
	Köy	165	2 637	1 330	1 307	125	175	165	2 637	1 330	1 307	125	175
TRC33 Şırnak	<b>Toplam</b>	<b>252</b>	<b>8 788</b>	<b>4 539</b>	<b>4 249</b>	<b>451</b>	<b>425</b>	<b>248</b>	<b>8 683</b>	<b>4 486</b>	<b>4 197</b>	<b>444</b>	<b>413</b>
	Şehir	75	4 659	2 435	2 224	244	173	71	4 554	2 382	2 172	237	161
	Köy	177	4 129	2 104	2 025	207	252	177	4 129	2 104	2 025	207	252
TRC34 Siirt	<b>Toplam</b>	<b>222</b>	<b>8 171</b>	<b>4 201</b>	<b>3 970</b>	<b>394</b>	<b>339</b>	<b>219</b>	<b>8 038</b>	<b>4 122</b>	<b>3 916</b>	<b>387</b>	<b>327</b>
	Şehir	65	4 770	2 474	2 296	220	136	62	4 637	2 395	2 242	213	124
	Köy	157	3 401	1 727	1 674	174	203	157	3 401	1 727	1 674	174	203

(1) Toplam öğretmen, kadrolu öğretmenleri kapsar.



2.2 Number of schools, students, teachers and classrooms in public and private pre- primary education institutions by settlement place according to Statistical Regions Level 3 (continued)

[Beginning of the educational year 2014/'15]

		Özel - Private					Çocuk Hizmetleri Genel Müdürlüğü Directorate of Children Services					General		
Okul/ Sınıf School/ Class- room	Öğrenci - Student				Öğretmen <sup>(1)</sup> Teacher <sup>(1)</sup>	Derslik Classroom	Okul/ Sınıf School/ Class- room	Öğrenci - Student				Öğretmen <sup>(1)</sup> Teacher <sup>(1)</sup>	Derslik Classroom	SR Level 3
	Toplam Total	Erkek Male	Kadın Female					Toplam Total	Erkek Male	Kadın Female				
18	792	415	377	66	71	16	348	167	181	55	46	<b>Total</b>	Malatya TRB11	
18	792	415	377	66	71	16	348	167	181	55	46	City		
-	-	-	-	-	-	-	-	-	-	-	-	Village		
8	561	303	258	31	40	7	167	90	77	23	15	<b>Total</b>	Elazığ TRB12	
8	561	303	258	31	40	7	167	90	77	23	15	City		
-	-	-	-	-	-	-	-	-	-	-	-	Village		
1	47	28	19	7	4	1	46	25	21	5	4	<b>Total</b>	Bingöl TRB13	
1	47	28	19	7	4	1	46	25	21	5	4	City		
-	-	-	-	-	-	-	-	-	-	-	-	Village		
1	72	44	28	5	5	1	110	59	51	9	6	<b>Total</b>	Tunceli TRB14	
1	72	44	28	5	5	1	110	59	51	9	6	City		
-	-	-	-	-	-	-	-	-	-	-	-	Village		
6	261	147	114	24	38	6	342	195	147	30	24	<b>Total</b>	Van TRB21	
6	261	147	114	24	38	6	342	195	147	30	24	City		
-	-	-	-	-	-	-	-	-	-	-	-	Village		
1	59	28	31	7	3	2	55	29	26	10	7	<b>Total</b>	Muş TRB22	
-	-	-	-	4	-	2	55	29	26	10	7	City		
1	59	28	31	3	3	-	-	-	-	-	-	Village		
2	54	31	23	3	4	7	98	50	48	15	13	<b>Total</b>	Bitlis TRB23	
2	54	31	23	3	4	7	98	50	48	15	13	City		
-	-	-	-	-	-	-	-	-	-	-	-	Village		
2	32	19	13	5	3	-	-	-	-	-	-	<b>Total</b>	Hakkari TRB24	
2	32	19	13	5	3	-	-	-	-	-	-	City		
-	-	-	-	-	-	-	-	-	-	-	-	Village		
16	1 175	627	548	55	62	35	1 575	846	729	174	148	<b>Total</b>	Gaziantep TRC11	
16	1 175	627	548	55	62	35	1 575	846	729	174	148	City		
-	-	-	-	-	-	-	-	-	-	-	-	Village		
3	243	127	116	18	16	8	193	102	91	41	25	<b>Total</b>	Adıyaman TRC12	
3	243	127	116	18	16	8	193	102	91	41	25	City		
-	-	-	-	-	-	-	-	-	-	-	-	Village		
2	57	32	25	3	3	1	21	13	8	5	3	<b>Total</b>	Kilis TRC13	
2	57	32	25	3	3	1	21	13	8	5	3	City		
-	-	-	-	-	-	-	-	-	-	-	-	Village		
7	293	159	134	16	12	19	243	115	128	52	48	<b>Total</b>	Şanlıurfa TRC21	
7	293	159	134	16	12	19	243	115	128	52	48	City		
-	-	-	-	-	-	-	-	-	-	-	-	Village		
19	921	520	401	63	65	13	139	72	67	54	30	<b>Total</b>	Diyarbakır TRC22	
19	921	520	401	63	65	13	139	72	67	54	30	City		
-	-	-	-	-	-	-	-	-	-	-	-	Village		
5	196	113	83	4	6	7	81	45	36	18	11	<b>Total</b>	Mardin TRC31	
5	196	113	83	4	6	7	81	45	36	18	11	City		
-	-	-	-	-	-	-	-	-	-	-	-	Village		
8	473	233	240	31	14	5	85	49	36	13	9	<b>Total</b>	Batman TRC32	
8	473	233	240	31	14	5	85	49	36	13	9	City		
-	-	-	-	-	-	-	-	-	-	-	-	Village		
3	92	47	45	4	11	1	13	6	7	3	1	<b>Total</b>	Şırnak TRC33	
3	92	47	45	4	11	1	13	6	7	3	1	City		
-	-	-	-	-	-	-	-	-	-	-	-	Village		
1	110	64	46		8	2	23	15	8	7	4	<b>Total</b>	Siirt TRC34	
1	110	64	46		8	2	23	15	8	7	4	City		
-	-	-	-		-	-	-	-	-	-	-	Village		

(1) Total of teachers includes permanent teaching staff.

2.3 İstatistikî Bölge Birimleri Sınıflaması 3. düzey, yerleşim yerine göre okul öncesi eğitim kurumlarında okul, şube, öğrenci ve öğretmen sayısı

Number of schools, divisions, students and teachers in pre-primary education institutions by settlement place according to Statistical Regions Level 3

[2014/15 Öğretim yılı başı - Beginning of the educational year 2014/15]

İBBS 3. Düzey SR Level 3	Okul/ Sınıf School/ Classroom	Şube Division	Toplam - Total			Doğum Yılları - Year of Birth						Öğretmen <sup>(1)</sup> Teacher <sup>(1)</sup>			
			Öğrenci - Student			2011		2010		2009		Toplam Total	Erkek Male	Kadın Female	
			Toplam Total	Erkek Male	Kadın Female	Erkek Male	Kadın Female	Erkek Male	Kadın Female	Erkek Male	Kadın Female				
TR Türkiye	Toplam - Total	26 972	67 387	1 156 661	607 247	549 414	57 213	54 757	206 786	195 540	343 248	299 117	68 038	4 070	63 968
TR Turkey	Şehir - City	22 786	62 485	1 085 074	570 368	514 706	54 069	51 552	191 046	179 961	325 253	283 193	64 049	3 666	60 383
	Köy - Village	4 186	4 902	71 587	36 879	34 708	3 144	3 205	15 740	15 579	17 995	15 924	3 989	404	3 585
TR100 İstanbul	Toplam - Total	2 971	10 302	168 621	89 433	79 188	9 616	8 984	30 905	28 183	48 912	42 021	10 799	451	10 348
	Şehir - City	2 971	10 302	168 621	89 433	79 188	9 616	8 984	30 905	28 183	48 912	42 021	10 799	451	10 348
	Köy - Village	-	-	-	-	-	-	-	-	-	-	-	-	-	-
TR211 Tekirdağ	Toplam - Total	247	749	12 464	6 537	5 927	662	617	1 842	1 695	4 033	3 615	738	23	715
	Şehir - City	247	749	12 464	6 537	5 927	662	617	1 842	1 695	4 033	3 615	736	22	714
	Köy - Village	-	-	-	-	-	-	-	-	-	-	-	2	1	1
TR212 Edirne	Toplam - Total	139	313	4 992	2 621	2 371	316	295	775	707	1 530	1 369	315	2	313
	Şehir - City	95	266	4 362	2 279	2 083	295	278	667	636	1 317	1 169	285	2	283
	Köy - Village	44	47	630	342	288	21	17	108	71	213	200	30	-	30
TR213 Kırklareli	Toplam - Total	116	250	4 529	2 396	2 133	244	217	711	668	1 441	1 248	231	5	226
	Şehir - City	76	204	3 863	2 047	1 816	222	197	602	564	1 223	1 055	207	5	202
	Köy - Village	40	46	666	349	317	22	20	109	104	218	193	24	-	24
TR221 Balıkesir	Toplam - Total	431	925	14 363	7 532	6 831	735	762	2 273	2 130	4 524	3 939	952	37	915
	Şehir - City	431	925	14 363	7 532	6 831	735	762	2 273	2 130	4 524	3 939	952	37	915
	Köy - Village	-	-	-	-	-	-	-	-	-	-	-	-	-	-
TR222 Çanakkale	Toplam - Total	164	394	6 762	3 425	3 337	394	390	946	947	2 085	2 000	430	14	416
	Şehir - City	87	287	5 153	2 620	2 533	351	338	711	714	1 558	1 481	321	9	312
	Köy - Village	77	107	1 609	805	804	43	52	235	233	527	519	109	5	104
TR310 İzmir	Toplam - Total	1 145	3 272	53 649	28 314	25 335	2 865	2 719	8 636	8 184	16 813	14 432	3 231	147	3 084
	Şehir - City	1 145	3 272	53 649	28 314	25 335	2 865	2 719	8 636	8 184	16 813	14 432	3 227	146	3 081
	Köy - Village	-	-	-	-	-	-	-	-	-	-	-	4	1	3
TR321 Aydın	Toplam - Total	404	948	15 206	7 918	7 288	774	745	2 502	2 424	4 642	4 119	964	36	928
	Şehir - City	404	948	15 206	7 918	7 288	774	745	2 502	2 424	4 642	4 119	964	36	928
	Köy - Village	-	-	-	-	-	-	-	-	-	-	-	-	-	-
TR322 Denizli	Toplam - Total	385	1 032	16 488	8 617	7 871	884	871	2 419	2 186	5 314	4 814	1 130	57	1 073
	Şehir - City	385	1 032	16 488	8 617	7 871	884	871	2 419	2 186	5 314	4 814	1 129	57	1 072
	Köy - Village	-	-	-	-	-	-	-	-	-	-	-	1	-	1
TR323 Muğla	Toplam - Total	395	875	13 233	6 829	6 404	700	666	1 830	1 816	4 299	3 922	913	23	890
	Şehir - City	395	875	13 233	6 829	6 404	700	666	1 830	1 816	4 299	3 922	912	23	889
	Köy - Village	-	-	-	-	-	-	-	-	-	-	-	1	-	1
TR331 Manisa	Toplam - Total	492	1 102	18 160	9 537	8 623	753	703	2 757	2 496	6 027	5 424	1 063	43	1 020
	Şehir - City	492	1 102	18 160	9 537	8 623	753	703	2 757	2 496	6 027	5 424	1 062	43	1 019
	Köy - Village	-	-	-	-	-	-	-	-	-	-	-	1	-	1
TR332 Afyonkarahisar	Toplam - Total	363	627	9 840	5 156	4 684	349	336	1 505	1 460	3 302	2 888	612	37	575
	Şehir - City	158	372	6 230	3 275	2 955	255	251	831	785	2 189	1 919	389	16	373
	Köy - Village	205	255	3 610	1 881	1 729	94	85	674	675	1 113	969	223	21	202
TR333 Kütahya	Toplam - Total	220	436	7 381	3 848	3 533	313	320	1 211	1 151	2 324	2 062	459	30	429
	Şehir - City	131	344	6 048	3 146	2 902	289	293	954	886	1 903	1 723	387	26	361
	Köy - Village	89	92	1 333	702	631	24	27	257	265	421	339	72	4	68
TR334 Uşak	Toplam - Total	133	287	4 734	2 487	2 247	120	131	705	652	1 662	1 464	307	16	291
	Şehir - City	74	220	3 839	2 019	1 820	101	104	514	504	1 404	1 212	249	15	234
	Köy - Village	59	67	895	468	427	19	27	191	148	258	252	58	1	57
TR411 Bursa	Toplam - Total	704	2 334	42 160	22 186	19 974	2 129	1 966	7 060	6 580	12 997	11 428	2 080	59	2 021
	Şehir - City	704	2 334	42 160	22 186	19 974	2 129	1 966	7 060	6 580	12 997	11 428	2 080	59	2 021
	Köy - Village	-	-	-	-	-	-	-	-	-	-	-	-	-	-
TR412 Eskişehir	Toplam - Total	204	685	11 300	5 973	5 327	721	721	1 784	1 627	3 468	2 979	741	22	719
	Şehir - City	204	685	11 300	5 973	5 327	721	721	1 784	1 627	3 468	2 979	741	22	719
	Köy - Village	-	-	-	-	-	-	-	-	-	-	-	-	-	-
TR413 Bilecik	Toplam - Total	60	165	3 044	1 568	1 476	143	162	450	424	975	890	154	14	140
	Şehir - City	46	150	2 841	1 468	1 373	142	157	426	386	900	830	141	12	129
	Köy - Village	14	15	203	100	103	1	5	24	38	75	60	13	2	11
TR421 Kocaeli	Toplam - Total	474	1 498	28 494	15 062	13 432	1 256	1 154	4 915	4 573	8 891	7 705	1 508	67	1 441
	Şehir - City	474	1 498	28 494	15 062	13 432	1 256	1 154	4 915	4 573	8 891	7 705	1 508	67	1 441
	Köy - Village	-	-	-	-	-	-	-	-	-	-	-	-	-	-
TR422 Sakarya	Toplam - Total	357	828	13 703	7 215	6 488	692	648	2 592	2 394	3 931	3 446	781	36	745
	Şehir - City	357	828	13 703	7 215	6 488	692	648	2 592	2 394	3 931	3 446	781	36	745
	Köy - Village	-	-	-	-	-	-	-	-	-	-	-	-	-	-
TR423 Düzce	Toplam - Total	162	365	5 223	2 781	2 442	341	320	907	809	1 533	1 313	345	7	338
	Şehir - City	91	271	3 966	2 127	1 839	301	271	674	595	1 152	973	274	3	271
	Köy - Village	71	94	1 257	654	603	40	49	233	214	381	340	71	4	67
TR424 Bolu	Toplam - Total	82	251	3 989	2 084	1 905	273	276	624	586	1 187	1 043	258	11	247
	Şehir - City	62	218	3 535	1 858	1 677	254	250	547	511	1 057	916	230	8	222
	Köy - Village	20	33	454	226	228	19	26	77	75	130	127	28	3	25

(1) Kadrolu öğretmenleri kapsar.

(1) Includes permanent teaching staff

2.3 İstatistik Bölge Birimleri Sınıflaması 3. düzey, yerleşim yerine göre okul öncesi eğitim kurumlarında okul, şube, öğrenci ve öğretmen sayısı (devam)

Number of schools, divisions, students and teachers in pre-primary education institutions by settlement place according to Statistical Regions Level 3 (continued)

[2014/15 Öğretim yılı başı - Beginning of the educational year 2014/15]

İBBS 3. Düzey SR Level 3	Okul/ Sınıf School/ Classroom	Şube Division	Toplam - Total			Doğum Yılları - Year of Birth						Öğretmen <sup>(1)</sup> Teacher <sup>(1)</sup>			
			Öğrenci - Student			2011		2010		2009		Toplam Total	Erkek Male	Kadın Female	
			Toplam Total	Erkek Male	Kadın Female	Erkek Male	Kadın Female	Erkek Male	Kadın Female	Erkek Male	Kadın Female				
TR425 Yalova	<b>Toplam - Total</b>	<b>78</b>	<b>209</b>	<b>3 368</b>	<b>1 750</b>	<b>1 618</b>	<b>190</b>	<b>175</b>	<b>525</b>	<b>544</b>	<b>1 035</b>	<b>899</b>	<b>200</b>	<b>13</b>	<b>187</b>
	Şehir - City	50	164	2 703	1 403	1 300	162	151	414	428	827	721	163	13	150
	Köy - Village	28	45	665	347	318	28	24	111	116	208	178	37	-	37
TR510 Ankara	<b>Toplam - Total</b>	<b>1 406</b>	<b>4 900</b>	<b>74 734</b>	<b>39 187</b>	<b>35 547</b>	<b>4 804</b>	<b>4 559</b>	<b>11 365</b>	<b>10 862</b>	<b>23 018</b>	<b>20 126</b>	<b>5 798</b>	<b>170</b>	<b>5 628</b>
	Şehir - City	1 406	4 900	74 734	39 187	35 547	4 804	4 559	11 365	10 862	23 018	20 126	5 795	170	5 625
	Köy - Village	-	-	-	-	-	-	-	-	-	-	-	3	-	3
TR521 Konya	<b>Toplam - Total</b>	<b>865</b>	<b>1 801</b>	<b>32 282</b>	<b>17 136</b>	<b>15 146</b>	<b>1 171</b>	<b>1 129</b>	<b>5 282</b>	<b>4 941</b>	<b>10 683</b>	<b>9 076</b>	<b>1 924</b>	<b>101</b>	<b>1 823</b>
	Şehir - City	865	1 801	32 282	17 136	15 146	1 171	1 129	5 282	4 941	10 683	9 076	1 916	100	1 816
	Köy - Village	-	-	-	-	-	-	-	-	-	-	-	8	1	7
TR522 Karaman	<b>Toplam - Total</b>	<b>110</b>	<b>228</b>	<b>4 035</b>	<b>2 074</b>	<b>1 961</b>	<b>126</b>	<b>117</b>	<b>596</b>	<b>595</b>	<b>1 352</b>	<b>1 249</b>	<b>265</b>	<b>21</b>	<b>244</b>
	Şehir - City	63	170	3 292	1 698	1 594	92	86	454	448	1 152	1 060	204	12	192
	Köy - Village	47	58	743	376	367	34	31	142	147	200	189	61	9	52
TR611 Antalya	<b>Toplam - Total</b>	<b>730</b>	<b>2 418</b>	<b>42 590</b>	<b>22 159</b>	<b>20 431</b>	<b>1 975</b>	<b>2 054</b>	<b>6 879</b>	<b>6 346</b>	<b>13 305</b>	<b>12 031</b>	<b>2 537</b>	<b>101</b>	<b>2 436</b>
	Şehir - City	730	2 418	42 590	22 159	20 431	1 975	2 054	6 879	6 346	13 305	12 031	2 537	101	2 436
	Köy - Village	-	-	-	-	-	-	-	-	-	-	-	-	-	-
TR612 Isparta	<b>Toplam - Total</b>	<b>195</b>	<b>406</b>	<b>6 621</b>	<b>3 387</b>	<b>3 234</b>	<b>338</b>	<b>340</b>	<b>882</b>	<b>913</b>	<b>2 167</b>	<b>1 981</b>	<b>445</b>	<b>28</b>	<b>417</b>
	Şehir - City	104	299	5 296	2 724	2 572	268	287	673	672	1 783	1 613	344	20	324
	Köy - Village	91	107	1 325	663	662	70	53	209	241	384	368	101	8	93
TR613 Burdur	<b>Toplam - Total</b>	<b>130</b>	<b>247</b>	<b>4 176</b>	<b>2 181</b>	<b>1 995</b>	<b>189</b>	<b>183</b>	<b>575</b>	<b>575</b>	<b>1 417</b>	<b>1 237</b>	<b>259</b>	<b>13</b>	<b>246</b>
	Şehir - City	67	174	3 189	1 676	1 513	158	147	419	399	1 099	967	195	10	185
	Köy - Village	63	73	987	505	482	31	36	156	176	318	270	64	3	61
TR621 Adana	<b>Toplam - Total</b>	<b>572</b>	<b>1 626</b>	<b>30 487</b>	<b>16 098</b>	<b>14 389</b>	<b>1 085</b>	<b>1 104</b>	<b>4 998</b>	<b>4 834</b>	<b>10 015</b>	<b>8 451</b>	<b>1 625</b>	<b>109</b>	<b>1 516</b>
	Şehir - City	572	1 626	30 487	16 098	14 389	1 085	1 104	4 998	4 834	10 015	8 451	1 625	109	1 516
	Köy - Village	-	-	-	-	-	-	-	-	-	-	-	-	-	-
TR622 Mersin	<b>Toplam - Total</b>	<b>603</b>	<b>1 796</b>	<b>35 786</b>	<b>18 788</b>	<b>16 998</b>	<b>1 872</b>	<b>1 738</b>	<b>6 373</b>	<b>6 006</b>	<b>10 543</b>	<b>9 254</b>	<b>1 839</b>	<b>80</b>	<b>1 759</b>
	Şehir - City	603	1 796	35 786	18 788	16 998	1 872	1 738	6 373	6 006	10 543	9 254	1 839	80	1 759
	Köy - Village	-	-	-	-	-	-	-	-	-	-	-	-	-	-
TR631 Hatay	<b>Toplam - Total</b>	<b>650</b>	<b>1 681</b>	<b>33 708</b>	<b>17 652</b>	<b>16 056</b>	<b>1 263</b>	<b>1 209</b>	<b>6 318</b>	<b>6 044</b>	<b>10 071</b>	<b>8 803</b>	<b>1 302</b>	<b>90</b>	<b>1 212</b>
	Şehir - City	650	1 681	33 708	17 652	16 056	1 263	1 209	6 318	6 044	10 071	8 803	1 302	90	1 212
	Köy - Village	-	-	-	-	-	-	-	-	-	-	-	-	-	-
TR632 K.Maraş	<b>Toplam - Total</b>	<b>450</b>	<b>948</b>	<b>17 448</b>	<b>9 102</b>	<b>8 346</b>	<b>530</b>	<b>526</b>	<b>2 761</b>	<b>2 786</b>	<b>5 811</b>	<b>5 034</b>	<b>900</b>	<b>131</b>	<b>769</b>
	Şehir - City	450	948	17 448	9 102	8 346	530	526	2 761	2 786	5 811	5 034	886	129	757
	Köy - Village	-	-	-	-	-	-	-	-	-	-	-	14	2	12
TR633 Osmaniye	<b>Toplam - Total</b>	<b>209</b>	<b>475</b>	<b>8 869</b>	<b>4 654</b>	<b>4 215</b>	<b>293</b>	<b>246</b>	<b>1 074</b>	<b>1 062</b>	<b>3 287</b>	<b>2 907</b>	<b>534</b>	<b>54</b>	<b>480</b>
	Şehir - City	117	369	7 274	3 800	3 474	274	215	893	867	2 633	2 392	438	43	395
	Köy - Village	92	106	1 595	854	741	19	31	181	195	654	515	96	11	85
TR711 Kırıkkale	<b>Toplam - Total</b>	<b>96</b>	<b>230</b>	<b>3 389</b>	<b>1 757</b>	<b>1 632</b>	<b>137</b>	<b>91</b>	<b>474</b>	<b>458</b>	<b>1 146</b>	<b>1 083</b>	<b>228</b>	<b>10</b>	<b>218</b>
	Şehir - City	81	212	3 158	1 623	1 535	118	83	437	418	1 068	1 034	211	9	202
	Köy - Village	15	18	231	134	97	19	8	37	40	78	49	17	1	16
TR712 Aksaray	<b>Toplam - Total</b>	<b>203</b>	<b>354</b>	<b>6 033</b>	<b>3 234</b>	<b>2 799</b>	<b>199</b>	<b>199</b>	<b>958</b>	<b>916</b>	<b>2 077</b>	<b>1 684</b>	<b>363</b>	<b>25</b>	<b>338</b>
	Şehir - City	93	236	4 249	2 320	1 929	170	148	641	601	1 509	1 180	266	18	248
	Köy - Village	110	118	1 784	914	870	29	51	317	315	568	504	97	7	90
TR713 Niğde	<b>Toplam - Total</b>	<b>177</b>	<b>319</b>	<b>5 343</b>	<b>2 826</b>	<b>2 517</b>	<b>122</b>	<b>131</b>	<b>834</b>	<b>789</b>	<b>1 870</b>	<b>1 597</b>	<b>331</b>	<b>27</b>	<b>304</b>
	Şehir - City	71	186	3 243	1 758	1 485	87	93	459	416	1 212	976	216	16	200
	Köy - Village	106	133	2 100	1 068	1 032	35	38	375	373	658	621	115	11	104
TR714 Nevşehir	<b>Toplam - Total</b>	<b>153</b>	<b>303</b>	<b>5 537</b>	<b>2 878</b>	<b>2 659</b>	<b>245</b>	<b>236</b>	<b>1 012</b>	<b>962</b>	<b>1 621</b>	<b>1 461</b>	<b>315</b>	<b>16</b>	<b>299</b>
	Şehir - City	74	197	3 707	1 945	1 762	190	190	642	566	1 113	1 006	236	12	224
	Köy - Village	79	106	1 830	933	897	55	46	370	396	508	455	79	4	75
TR715 Kırşehir	<b>Toplam - Total</b>	<b>88</b>	<b>203</b>	<b>3 177</b>	<b>1 638</b>	<b>1 539</b>	<b>115</b>	<b>108</b>	<b>445</b>	<b>411</b>	<b>1 078</b>	<b>1 020</b>	<b>246</b>	<b>16</b>	<b>230</b>
	Şehir - City	63	176	2 849	1 465	1 384	105	97	400	361	960	926	211	10	201
	Köy - Village	25	27	328	173	155	10	11	45	50	118	94	35	6	29
TR721 Kayseri	<b>Toplam - Total</b>	<b>409</b>	<b>1 074</b>	<b>18 420</b>	<b>9 725</b>	<b>8 695</b>	<b>489</b>	<b>530</b>	<b>2 587</b>	<b>2 437</b>	<b>6 649</b>	<b>5 728</b>	<b>1 142</b>	<b>61</b>	<b>1 081</b>
	Şehir - City	409	1 074	18 420	9 725	8 695	489	530	2 587	2 437	6 649	5 728	1 142	61	1 081
	Köy - Village	-	-	-	-	-	-	-	-	-	-	-	-	-	-
TR722 Sivas	<b>Toplam - Total</b>	<b>223</b>	<b>455</b>	<b>7 322</b>	<b>3 909</b>	<b>3 413</b>	<b>323</b>	<b>287</b>	<b>1 266</b>	<b>1 158</b>	<b>2 320</b>	<b>1 968</b>	<b>447</b>	<b>30</b>	<b>417</b>
	Şehir - City	130	358	6 100	3 293	2 807	291	254	1 031	878	1 971	1 675	369	24	345
	Köy - Village	93	97	1 222	616	606	32	33	235	280	349	293	78	6	72
TR723 Yozgat	<b>Toplam - Total</b>	<b>221</b>	<b>362</b>	<b>5 716</b>	<b>2 951</b>	<b>2 765</b>	<b>267</b>	<b>250</b>	<b>898</b>	<b>862</b>	<b>1 786</b>	<b>1 653</b>	<b>355</b>	<b>23</b>	<b>332</b>
	Şehir - City	104	240	4 140	2 130	2 010	171	156	548	549	1 411	1 305	260	15	245
	Köy - Village	117	122	1 576	821	755	96	94	350	313	375	348	95	8	87
TR811 Zonguldak	<b>Toplam - Total</b>	<b>224</b>	<b>430</b>	<b>6 749</b>	<b>3 592</b>	<b>3 157</b>	<b>286</b>	<b>259</b>	<b>998</b>	<b>914</b>	<b>2 308</b>	<b>1 984</b>	<b>418</b>	<b>20</b>	<b>398</b>
	Şehir - City	118	306	5 030	2 691	2 339	252	225	716	616	1 723	1 498	313	6	307
	Köy - Village	106	124	1 719	901	818	34	34	282	298	585	486	105	14	91
TR812 Karabük	<b>Toplam - Total</b>	<b>72</b>	<b>172</b>	<b>2 684</b>	<b>1 400</b>	<b>1 284</b>	<b>120</b>	<b>121</b>	<b>376</b>	<b>384</b>	<b>904</b>	<b>779</b>	<b>183</b>	<b>5</b>	<b>178</b>
	Şehir - City	61	160	2 544	1 333	1 211	118	117	354	359	861	735	175	5	170
	Köy - Village	11	12	140	67	73	2	4	22	25	43	44	8	-	8

(1) Kadrolu öğretmenleri kapsar.

(1) Includes permanent teaching staff

2.3 İstatistiki Bölge Birimleri Sınıflaması 3. düzey, yerleşim yerine göre okul öncesi eğitim kurumlarında okul, şube, öğrenci ve öğretmen sayısı (devam)

Number of schools, divisions, students and teachers in pre-primary education institutions by settlement place according to Statistical Regions Level 3 (continued)

[2014/15 Öğretim yılı başı - Beginning of the educational year 2014/15]

İBBS 3. Düzey SR Level 3	Okul/ Sınıf School/ Classroom	Şube Division	Toplam - Total			Doğum Yılları - Year of Birth						Öğretmen <sup>(1)</sup> Teacher <sup>(1)</sup>			
			Öğrenci - Student			2011		2010		2009		Toplam Total	Erkek Male	Kadın Female	
			Toplam Total	Erkek Male	Kadın Female	Erkek Male	Kadın Female	Erkek Male	Kadın Female	Erkek Male	Kadın Female				
TR813 Bartın	<b>Toplam - Total</b>	<b>86</b>	<b>153</b>	<b>2 398</b>	<b>1 260</b>	<b>1 138</b>	<b>120</b>	<b>126</b>	<b>425</b>	<b>380</b>	<b>715</b>	<b>632</b>	<b>153</b>	<b>1</b>	<b>152</b>
	Şehir - City	32	88	1 492	790	702	89	86	267	217	434	399	97	-	97
	Köy - Village	54	65	906	470	436	31	40	158	163	281	233	56	1	55
TR821 Kastamonu	<b>Toplam - Total</b>	<b>120</b>	<b>257</b>	<b>4 139</b>	<b>2 166</b>	<b>1 973</b>	<b>238</b>	<b>218</b>	<b>702</b>	<b>694</b>	<b>1 226</b>	<b>1 061</b>	<b>275</b>	<b>12</b>	<b>263</b>
	Şehir - City	84	219	3 630	1 902	1 728	209	193	613	597	1 080	938	240	10	230
	Köy - Village	36	38	509	264	245	29	25	89	97	146	123	35	2	33
TR822 Çankırı	<b>Toplam - Total</b>	<b>63</b>	<b>144</b>	<b>2 508</b>	<b>1 290</b>	<b>1 218</b>	<b>156</b>	<b>184</b>	<b>422</b>	<b>416</b>	<b>712</b>	<b>618</b>	<b>139</b>	<b>5</b>	<b>134</b>
	Şehir - City	47	128	2 348	1 206	1 142	138	169	383	384	685	589	129	4	125
	Köy - Village	16	16	160	84	76	18	15	39	32	27	29	10	1	9
TR823 Sinop	<b>Toplam - Total</b>	<b>69</b>	<b>162</b>	<b>2 611</b>	<b>1 385</b>	<b>1 226</b>	<b>162</b>	<b>145</b>	<b>470</b>	<b>404</b>	<b>753</b>	<b>677</b>	<b>190</b>	<b>10</b>	<b>180</b>
	Şehir - City	49	137	2 265	1 205	1 060	155	136	396	344	654	580	168	10	158
	Köy - Village	20	25	346	180	166	7	9	74	60	99	97	22	-	22
TR831 Samsun	<b>Toplam - Total</b>	<b>542</b>	<b>1 161</b>	<b>18 895</b>	<b>9 796</b>	<b>9 099</b>	<b>1 054</b>	<b>975</b>	<b>3 516</b>	<b>3 408</b>	<b>5 226</b>	<b>4 716</b>	<b>1 295</b>	<b>56</b>	<b>1 239</b>
	Şehir - City	542	1 161	18 895	9 796	9 099	1 054	975	3 516	3 408	5 226	4 716	1 293	56	1 237
	Köy - Village	-	-	-	-	-	-	-	-	-	-	-	2	-	2
TR832 Tokat	<b>Toplam - Total</b>	<b>325</b>	<b>566</b>	<b>10 886</b>	<b>5 716</b>	<b>5 170</b>	<b>878</b>	<b>800</b>	<b>2 118</b>	<b>1 942</b>	<b>2 720</b>	<b>2 428</b>	<b>510</b>	<b>27</b>	<b>483</b>
	Şehir - City	133	362	7 833	4 105	3 728	549	507	1 450	1 321	2 106	1 900	366	12	354
	Köy - Village	192	204	3 053	1 611	1 442	329	293	668	621	614	528	144	15	129
TR833 Çorum	<b>Toplam - Total</b>	<b>199</b>	<b>424</b>	<b>7 109</b>	<b>3 709</b>	<b>3 400</b>	<b>356</b>	<b>287</b>	<b>1 112</b>	<b>1 051</b>	<b>2 241</b>	<b>2 062</b>	<b>409</b>	<b>14</b>	<b>395</b>
	Şehir - City	113	335	6 064	3 166	2 898	298	240	895	830	1 973	1 828	337	13	324
	Köy - Village	86	89	1 045	543	502	58	47	217	221	268	234	72	1	71
TR834 Amasya	<b>Toplam - Total</b>	<b>150</b>	<b>336</b>	<b>5 556</b>	<b>2 897</b>	<b>2 659</b>	<b>338</b>	<b>282</b>	<b>988</b>	<b>1 001</b>	<b>1 571</b>	<b>1 376</b>	<b>353</b>	<b>14</b>	<b>339</b>
	Şehir - City	88	267	4 537	2 358	2 179	271	226	764	781	1 323	1 172	290	12	278
	Köy - Village	62	69	1 019	539	480	67	56	224	220	248	204	63	2	61
TR901 Trabzon	<b>Toplam - Total</b>	<b>298</b>	<b>726</b>	<b>11 906</b>	<b>6 218</b>	<b>5 688</b>	<b>672</b>	<b>594</b>	<b>2 201</b>	<b>2 023</b>	<b>3 345</b>	<b>3 071</b>	<b>704</b>	<b>43</b>	<b>661</b>
	Şehir - City	298	726	11 906	6 218	5 688	672	594	2 201	2 023	3 345	3 071	704	43	661
	Köy - Village	-	-	-	-	-	-	-	-	-	-	-	-	-	-
TR902 Ordu	<b>Toplam - Total</b>	<b>267</b>	<b>560</b>	<b>9 237</b>	<b>4 789</b>	<b>4 448</b>	<b>378</b>	<b>358</b>	<b>1 625</b>	<b>1 586</b>	<b>2 786</b>	<b>2 504</b>	<b>582</b>	<b>36</b>	<b>546</b>
	Şehir - City	267	560	9 237	4 789	4 448	378	358	1 625	1 586	2 786	2 504	580	36	544
	Köy - Village	-	-	-	-	-	-	-	-	-	-	-	2	-	2
TR903 Giresun	<b>Toplam - Total</b>	<b>166</b>	<b>344</b>	<b>6 269</b>	<b>3 334</b>	<b>2 935</b>	<b>488</b>	<b>449</b>	<b>1 244</b>	<b>1 145</b>	<b>1 602</b>	<b>1 341</b>	<b>349</b>	<b>27</b>	<b>322</b>
	Şehir - City	92	268	5 088	2 708	2 380	428	375	960	883	1 320	1 122	292	18	274
	Köy - Village	74	76	1 181	626	555	60	74	284	262	282	219	57	9	48
TR904 Rize	<b>Toplam - Total</b>	<b>121</b>	<b>290</b>	<b>4 623</b>	<b>2 457</b>	<b>2 166</b>	<b>299</b>	<b>268</b>	<b>813</b>	<b>769</b>	<b>1 345</b>	<b>1 129</b>	<b>277</b>	<b>22</b>	<b>255</b>
	Şehir - City	74	238	3 978	2 125	1 853	275	251	681	642	1 169	960	235	20	215
	Köy - Village	47	52	645	332	313	24	17	132	127	176	169	42	2	40
TR905 Artvin	<b>Toplam - Total</b>	<b>68</b>	<b>127</b>	<b>2 308</b>	<b>1 224</b>	<b>1 084</b>	<b>147</b>	<b>120</b>	<b>431</b>	<b>386</b>	<b>646</b>	<b>578</b>	<b>131</b>	<b>5</b>	<b>126</b>
	Şehir - City	43	100	1 931	1 008	923	138	108	344	331	526	484	112	4	108
	Köy - Village	25	27	377	216	161	9	12	87	55	120	94	19	1	18
TR906 Gümüşhane	<b>Toplam - Total</b>	<b>54</b>	<b>92</b>	<b>1 425</b>	<b>729</b>	<b>696</b>	<b>103</b>	<b>81</b>	<b>263</b>	<b>255</b>	<b>363</b>	<b>360</b>	<b>94</b>	<b>8</b>	<b>86</b>
	Şehir - City	25	63	1 126	570	556	85	66	179	193	306	297	73	6	67
	Köy - Village	29	29	299	159	140	18	15	84	62	57	63	21	2	19
TRA11 Erzurum	<b>Toplam - Total</b>	<b>378</b>	<b>633</b>	<b>10 632</b>	<b>5 654</b>	<b>4 978</b>	<b>615</b>	<b>524</b>	<b>2 250</b>	<b>2 034</b>	<b>2 789</b>	<b>2 420</b>	<b>590</b>	<b>50</b>	<b>540</b>
	Şehir - City	378	633	10 632	5 654	4 978	615	524	2 250	2 034	2 789	2 420	590	50	540
	Köy - Village	-	-	-	-	-	-	-	-	-	-	-	-	-	-
TRA12 Erzincan	<b>Toplam - Total</b>	<b>103</b>	<b>206</b>	<b>3 297</b>	<b>1 729</b>	<b>1 568</b>	<b>221</b>	<b>191</b>	<b>620</b>	<b>573</b>	<b>888</b>	<b>804</b>	<b>203</b>	<b>7</b>	<b>196</b>
	Şehir - City	54	152	2 579	1 369	1 210	201	164	483	409	685	637	161	4	157
	Köy - Village	49	54	718	360	358	20	27	137	164	203	167	42	3	39
TRA13 Bayburt	<b>Toplam - Total</b>	<b>42</b>	<b>63</b>	<b>970</b>	<b>500</b>	<b>470</b>	<b>48</b>	<b>37</b>	<b>187</b>	<b>179</b>	<b>265</b>	<b>254</b>	<b>63</b>	<b>2</b>	<b>61</b>
	Şehir - City	23	42	700	368	332	44	32	125	106	199	194	47	2	45
	Köy - Village	19	21	270	132	138	4	5	62	73	66	60	16	-	16
TRA21 Ağrı	<b>Toplam - Total</b>	<b>357</b>	<b>532</b>	<b>9 471</b>	<b>4 925</b>	<b>4 546</b>	<b>497</b>	<b>562</b>	<b>2 343</b>	<b>2 248</b>	<b>2 085</b>	<b>1 736</b>	<b>462</b>	<b>78</b>	<b>384</b>
	Şehir - City	101	242	4 764	2 534	2 230	279	301	1 106	1 011	1 149	918	253	43	210
	Köy - Village	256	290	4 707	2 391	2 316	218	261	1 237	1 237	936	818	209	35	174
TRA22 Kars	<b>Toplam - Total</b>	<b>233</b>	<b>334</b>	<b>4 857</b>	<b>2 500</b>	<b>2 357</b>	<b>262</b>	<b>253</b>	<b>1 112</b>	<b>1 086</b>	<b>1 126</b>	<b>1 018</b>	<b>288</b>	<b>21</b>	<b>267</b>
	Şehir - City	50	134	2 184	1 144	1 040	125	123	413	378	606	539	137	4	133
	Köy - Village	183	200	2 673	1 356	1 317	137	130	699	708	520	479	151	17	134
TRA23 Iğdır	<b>Toplam - Total</b>	<b>110</b>	<b>196</b>	<b>3 430</b>	<b>1 741</b>	<b>1 689</b>	<b>150</b>	<b>139</b>	<b>712</b>	<b>792</b>	<b>879</b>	<b>758</b>	<b>174</b>	<b>15</b>	<b>159</b>
	Şehir - City	37	109	2 045	1 083	962	104	81	392	413	587	468	101	8	93
	Köy - Village	73	87	1 385	658	727	46	58	320	379	292	290	73	7	66
TRA24 Ardahan	<b>Toplam - Total</b>	<b>75</b>	<b>99</b>	<b>1 446</b>	<b>753</b>	<b>693</b>	<b>95</b>	<b>99</b>	<b>326</b>	<b>290</b>	<b>332</b>	<b>304</b>	<b>92</b>	<b>9</b>	<b>83</b>
	Şehir - City	20	43	717	355	362	48	64	130	124	177	174	46	3	43
	Köy - Village	55	56	729	398	331	47	35	196	166	155	130	46	6	40
TRB11 Malatya	<b>Toplam - Total</b>	<b>284</b>	<b>673</b>	<b>12 131</b>	<b>6 318</b>	<b>5 813</b>	<b>488</b>	<b>488</b>	<b>2 089</b>	<b>2 052</b>	<b>3 741</b>	<b>3 273</b>	<b>726</b>	<b>63</b>	<b>663</b>
	Şehir - City	284	673	12 131	6 318	5 813	488	488	2 089	2 052	3 741	3 273	726	63	663
	Köy - Village	-	-	-	-	-	-	-	-	-	-	-	-	-	-

(1) Kadrolu öğretmenleri kapsar.

(1) Includes permanent teaching staff

2.3 İstatistiki Bölge Birimleri Sınıflaması 3. düzey, yerleşim yerine göre okul öncesi eğitim kurumlarında okul, şube, öğrenci ve öğretmen sayısı (devam)

Number of schools, divisions, students and teachers in pre-primary education institutions by settlement place according to Statistical Regions Level 3 (continued)

[2014/15 Öğretim yılı başı - Beginning of the educational year 2014/15]

İBBS 3. Düzey SR Level 3	Okul/ Sınıf School/ Classroom	Toplam - Total					Doğum Yılları - Year of Birth						Öğretmen <sup>(1)</sup> Teacher <sup>(1)</sup>		
		Şube Division	Öğrenci - Student			2011		2010		2009		Toplam Total	Erkek Male	Kadın Female	
			Toplam Total	Erkek Male	Kadın Female	Erkek Male	Kadın Female	Erkek Male	Kadın Female	Erkek Male	Kadın Female				
TRB12 Elazığ	<b>Toplam - Total</b>	<b>205</b>	<b>488</b>	<b>8 587</b>	<b>4 572</b>	<b>4 015</b>	<b>501</b>	<b>431</b>	<b>1 686</b>	<b>1 637</b>	<b>2 385</b>	<b>1 947</b>	<b>470</b>	<b>35</b>	<b>435</b>
	Şehir - City	111	377	6 997	3 728	3 269	418	341	1 309	1 265	2 001	1 663	387	27	360
	Köy - Village	94	111	1 590	844	746	83	90	377	372	384	284	83	8	75
TRB13 Bingöl	<b>Toplam - Total</b>	<b>126</b>	<b>238</b>	<b>3 831</b>	<b>2 041</b>	<b>1 790</b>	<b>175</b>	<b>151</b>	<b>809</b>	<b>688</b>	<b>1 057</b>	<b>951</b>	<b>220</b>	<b>29</b>	<b>191</b>
	Şehir - City	49	155	2 704	1 430	1 274	118	103	526	442	786	729	162	22	140
	Köy - Village	77	83	1 127	611	516	57	48	283	246	271	222	58	7	51
TRB14 Tunceli	<b>Toplam - Total</b>	<b>27</b>	<b>79</b>	<b>1 233</b>	<b>645</b>	<b>588</b>	<b>107</b>	<b>98</b>	<b>255</b>	<b>232</b>	<b>283</b>	<b>258</b>	<b>86</b>	<b>7</b>	<b>79</b>
	Şehir - City	15	66	1 045	551	494	99	81	206	190	246	223	76	6	70
	Köy - Village	12	13	188	94	94	8	17	49	42	37	35	10	1	9
TRB21 Van	<b>Toplam - Total</b>	<b>661</b>	<b>1 210</b>	<b>22 182</b>	<b>11 501</b>	<b>10 681</b>	<b>886</b>	<b>959</b>	<b>5 336</b>	<b>5 337</b>	<b>5 279</b>	<b>4 385</b>	<b>1 126</b>	<b>185</b>	<b>941</b>
	Şehir - City	661	1 210	22 182	11 501	10 681	886	959	5 336	5 337	5 279	4 385	1 120	184	936
	Köy - Village	-	-	-	-	-	-	-	-	-	-	-	6	1	5
TRB22 Muş	<b>Toplam - Total</b>	<b>261</b>	<b>403</b>	<b>7 286</b>	<b>3 870</b>	<b>3 416</b>	<b>282</b>	<b>291</b>	<b>1 703</b>	<b>1 641</b>	<b>1 885</b>	<b>1 484</b>	<b>377</b>	<b>51</b>	<b>326</b>
	Şehir - City	70	167	3 130	1 692	1 438	166	178	657	600	869	660	177	21	156
	Köy - Village	191	236	4 156	2 178	1 978	116	113	1 046	1 041	1 016	824	200	30	170
TRB23 Bitlis	<b>Toplam - Total</b>	<b>237</b>	<b>375</b>	<b>6 501</b>	<b>3 415</b>	<b>3 086</b>	<b>252</b>	<b>273</b>	<b>1 570</b>	<b>1 451</b>	<b>1 593</b>	<b>1 362</b>	<b>340</b>	<b>52</b>	<b>288</b>
	Şehir - City	91	198	3 597	1 918	1 679	158	178	772	686	988	815	206	27	179
	Köy - Village	146	177	2 904	1 497	1 407	94	95	798	765	605	547	134	25	109
TRB24 Hakkari	<b>Toplam - Total</b>	<b>124</b>	<b>225</b>	<b>3 488</b>	<b>1 814</b>	<b>1 674</b>	<b>264</b>	<b>288</b>	<b>821</b>	<b>785</b>	<b>729</b>	<b>601</b>	<b>196</b>	<b>36</b>	<b>160</b>
	Şehir - City	50	130	2 234	1 177	1 057	143	156	532	490	502	411	140	28	112
	Köy - Village	74	95	1 254	637	617	121	132	289	295	227	190	56	8	48
TRC11 Gaziantep	<b>Toplam - Total</b>	<b>503</b>	<b>1 657</b>	<b>30 279</b>	<b>16 090</b>	<b>14 189</b>	<b>1 051</b>	<b>979</b>	<b>5 409</b>	<b>5 111</b>	<b>9 630</b>	<b>8 099</b>	<b>1 506</b>	<b>106</b>	<b>1 400</b>
	Şehir - City	503	1 657	30 279	16 090	14 189	1 051	979	5 409	5 111	9 630	8 099	1 506	106	1 400
	Köy - Village	-	-	-	-	-	-	-	-	-	-	-	-	-	-
TRC12 Adıyaman	<b>Toplam - Total</b>	<b>300</b>	<b>576</b>	<b>10 024</b>	<b>5 202</b>	<b>4 822</b>	<b>337</b>	<b>330</b>	<b>1 838</b>	<b>1 795</b>	<b>3 027</b>	<b>2 697</b>	<b>606</b>	<b>72</b>	<b>534</b>
	Şehir - City	119	379	7 237	3 806	3 431	259	246	1 236	1 163	2 311	2 022	436	47	389
	Köy - Village	181	197	2 787	1 396	1 391	78	84	602	632	716	675	170	25	145
TRC13 Kilis	<b>Toplam - Total</b>	<b>68</b>	<b>126</b>	<b>2 105</b>	<b>1 123</b>	<b>982</b>	<b>80</b>	<b>60</b>	<b>420</b>	<b>383</b>	<b>623</b>	<b>539</b>	<b>116</b>	<b>10</b>	<b>106</b>
	Şehir - City	34	90	1 615	880	735	55	41	305	263	520	431	86	5	81
	Köy - Village	34	36	490	243	247	25	19	115	120	103	108	30	5	25
TRC21 Şanlıurfa	<b>Toplam - Total</b>	<b>883</b>	<b>1 898</b>	<b>39 014</b>	<b>20 194</b>	<b>18 820</b>	<b>1 673</b>	<b>1 676</b>	<b>9 937</b>	<b>9 717</b>	<b>8 584</b>	<b>7 427</b>	<b>1 838</b>	<b>255</b>	<b>1 583</b>
	Şehir - City	883	1 898	39 014	20 194	18 820	1 673	1 676	9 937	9 717	8 584	7 427	1 835	254	1 581
	Köy - Village	-	-	-	-	-	-	-	-	-	-	-	3	1	2
TRC22 Diyarbakır	<b>Toplam - Total</b>	<b>801</b>	<b>1 496</b>	<b>29 686</b>	<b>15 579</b>	<b>14 107</b>	<b>1 467</b>	<b>1 503</b>	<b>6 676</b>	<b>6 424</b>	<b>7 436</b>	<b>6 180</b>	<b>1 380</b>	<b>173</b>	<b>1 207</b>
	Şehir - City	801	1 496	29 686	15 579	14 107	1 467	1 503	6 676	6 424	7 436	6 180	1 380	173	1 207
	Köy - Village	-	-	-	-	-	-	-	-	-	-	-	-	-	-
TRC31 Mardin	<b>Toplam - Total</b>	<b>410</b>	<b>734</b>	<b>12 784</b>	<b>6 700</b>	<b>6 084</b>	<b>513</b>	<b>514</b>	<b>3 033</b>	<b>2 905</b>	<b>3 154</b>	<b>2 665</b>	<b>665</b>	<b>91</b>	<b>574</b>
	Şehir - City	410	734	12 784	6 700	6 084	513	514	3 033	2 905	3 154	2 665	664	91	573
	Köy - Village	-	-	-	-	-	-	-	-	-	-	-	1	-	1
TRC32 Batman	<b>Toplam - Total</b>	<b>270</b>	<b>580</b>	<b>9 789</b>	<b>5 074</b>	<b>4 715</b>	<b>469</b>	<b>473</b>	<b>2 185</b>	<b>2 132</b>	<b>2 420</b>	<b>2 110</b>	<b>541</b>	<b>60</b>	<b>481</b>
	Şehir - City	105	395	7 152	3 744	3 408	274	268	1 502	1 453	1 968	1 687	416	41	375
	Köy - Village	165	185	2 637	1 330	1 307	195	205	683	679	452	423	125	19	106
TRC33 Şırnak	<b>Toplam - Total</b>	<b>252</b>	<b>496</b>	<b>8 788</b>	<b>4 539</b>	<b>4 249</b>	<b>519</b>	<b>509</b>	<b>2 399</b>	<b>2 293</b>	<b>1 621</b>	<b>1 447</b>	<b>451</b>	<b>58</b>	<b>393</b>
	Şehir - City	75	243	4 659	2 435	2 224	294	281	1 212	1 145	929	798	244	37	207
	Köy - Village	177	253	4 129	2 104	2 025	225	228	1 187	1 148	692	649	207	21	186
TRC34 Siirt	<b>Toplam - Total</b>	<b>222</b>	<b>453</b>	<b>8 171</b>	<b>4 201</b>	<b>3 970</b>	<b>453</b>	<b>447</b>	<b>1 915</b>	<b>1 804</b>	<b>1 833</b>	<b>1 719</b>	<b>394</b>	<b>44</b>	<b>350</b>
	Şehir - City	65	237	4 770	2 474	2 296	210	194	1 051	1 000	1 213	1 102	220	28	192
	Köy - Village	157	216	3 401	1 727	1 674	243	253	864	804	620	617	174	16	158

(1) Kadrolu öğretmenleri kapsar.

(1) Includes permanent teaching staff

2.4.a İlkokullarda okul türlerine göre okul, öğrenci, öğretmen ve derslik sayısı

Number of schools, students, teachers and classrooms in primary schools by types of school

[2014/15 Öğretim yılı - The educational year 2014/15]

Okul Türü Type of school	Okul/ Kurum School/ Institution	Öğrenci Sayısı Number of Students			Öğretmen Sayısı Number of Teachers			Derslik Classroom
		Toplam Total	Erkek Male	Kadın Female	Toplam Total	Erkek Male	Kadın Female	
<b>İlkokul</b> Primary School	27 544	5 434 150	2 781 411	2 652 739	295 252	122 174	173 078	237 760
<b>İlkokul (Resmi)</b> Primary School (Public)	26 339	5 230 878	2 673 876	2 557 002	273 058	116 770	156 288	219 937
<b>İlkokul (Özel)</b> School (Private)	1 205	203 272	107 535	95 737	22 194	5 404	16 790	17 823
<b>Temel Eğitim Genel Müdürlüğü (İlkokul) (Resmi)</b> General Directorate of Basic Education (Primary School) (Public)	25 985	5 220 854	2 667 612	2 553 242	270 576	115 840	154 736	217 369
<b>İlkokul</b> Primary School	25 985	5 220 854	2 667 612	2 553 242	270 576	115 840	154 736	217 369
<b>Özel Eğitim ve Rehberlik Hizmetleri Genel Müdürlüğü (Resmi)</b> General Directorate of Special Education and Guidance Services (Public)	352	9 967	6 253	3 714	2 482	930	1 552	2 564
<b>İlkokul (İşitme Engelliler)</b> Primary School (Hearing-Impaired)	45	938	555	383	309	106	203	230
<b>İlkokul (Görme Engelliler)</b> Primary School (Visually-Impaired)	16	567	326	241	186	53	133	103
<b>İlkokul (Ortopedik Engelliler)</b> Primary School (Orthopedic-Impaired)	3	302	161	141	49	10	39	66
<b>İlkokul (Hafif Düzeyde Zihinsel Engelliler)</b> Primary School (Light Levels of Educable Mentally-Impaired)	40	762	481	281	190	70	120	281
<b>Özel Eğitim Uygulama Merkezi (I. Kademe)</b> Training Center of Special Education (I. Grade)	247	7 389	4 721	2 668	1 742	688	1 054	1 884
<b>İlkokul (Uyum Güçlüğü Olanlar)</b> Primary School (Children with Adaptation Problems)	1	9	9	-	6	3	3	-
<b>Müzik ve Bale İlkokulu (Konservatuar)</b> Music and Ballet Primary School (Conservatory)	2	57	11	46	-	-	-	4
<b>İlkokul (Özel)</b> Primary School (Private)	1 205	203 272	107 535	95 737	22 194	5 404	16 790	17 823
<b>Özel Türk İlkokulu</b> Private Turkish Primary School	1 150	202 075	106 946	95 129	21 695	5 295	16 400	17 558
<b>Özel Özel Eğitim İlkokulu</b> Private Special Education Primary School	28	96	52	44	240	66	174	135
<b>Özel Azınlık İlkokulu</b> Private Minority Primary School	26	1 098	536	562	251	43	208	123
<b>Özel Yabancı İlkokulu</b> Private Foreign Primary School	1	3	1	2	8	-	8	7

2.4.b Ortaokullarda okul türlerine göre okul, öğrenci, öğretmen ve derslik sayısı

Number of schools, students, teachers and classrooms in lower secondary schools by types of school

[2014/15 Öğretim yılı - The educational year 2014/15]

Okul Türü Type of school	Okul/ Kurum School/ Institution	Öğrenci Sayısı Number of Students			Öğretmen Sayısı Number of Teachers			Derslik Classroom
		Toplam Total	Erkek Male	Kadın Female	Toplam Total	Erkek Male	Kadın Female	
<b>Ortaokul</b>								
Lower Secondary School	16 969	5 278 107	2 670 118	2 607 989	296 065	136 393	159 672	147 693
<b>Açıköğretim Ortaokulu</b>								
Open Lower Secondary School	1	315 143	113 648	201 495	-	-	-	-
<b>Ortaokul (Resmi)</b>								
Lower Secondary School (Public)	15 857	4 754 540	2 443 857	2 310 683	273 049	127 579	145 470	137 351
<b>Ortaokul (Özel)</b>								
Lower Secondary School (Private)	1 111	208 424	112 613	95 811	23 016	8 814	14 202	10 342
<b>Temel Eğitim Genel Müdürlüğü (Ortaokul) (Resmi)</b>								
General Directorate of Basic Education (Lower Secondary School) (Public)	13 894	4 356 879	2 248 942	2 107 937	252 596	117 427	135 169	125 841
<b>Ortaokul</b>								
Lower Secondary School	13 507	4 239 574	2 188 336	2 051 238	244 716	112 502	132 214	119 371
<b>Yatılı Bölge Ortaokulu</b>								
Regional Boarding Lower Secondary School	387	117 305	60 606	56 699	7 880	4 925	2 955	6 470
<b>Din Öğretimi Genel Müdürlüğü (Ortaokul) (Resmi)</b>								
General Directorate of Religious Education (Lower Secondary School) (Public)	1 597	385 830	187 636	198 194	17 325	8 618	8 707	10 385
<b>İmam Hatip Ortaokulu</b>								
Imams and Preachers Lower Secondary School	1 219	321 036	158 442	162 594	17 325	8 618	8 707	10 385
<b>İmam Hatip Lisesi Bünyesinde İmam Hatip Ortaokulu</b>								
Imams and Preachers Lower Secondary School physically dependent to Imams and Preachers Upper Secondary School	378	64 794	29 194	35 600	-	-	-	-
<b>Özel Eğitim ve Rehberlik Hizmetleri Genel Müdürlüğü (Resmi)</b>								
General Directorate of Special Education and Guidance Services (Public)	355	11 186	7 107	4 079	3 128	1 534	1 594	1 093
<b>Ortaokul (İşitme Engelliler)</b>								
Lower Secondary School (Hearing-Impaired)	45	2 065	1 198	867	651	383	268	384
<b>Ortaokul (Görme Engelliler)</b>								
Lower Secondary School (Visually-Impaired)	16	701	419	282	267	167	100	166
<b>Ortaokul (Ortopedik Engelliler)</b>								
Lower Secondary School (Orthopedic-Impaired)	3	340	187	153	53	22	31	14
<b>Ortaokul (Hafif Düzeyde Zihinsel Engelliler)</b>								
Lower Secondary School (Light Levels of Educable Mentally-Impaired)	46	1 626	1 043	583	452	184	268	85
<b>Özel Eğitim Uygulama Merkezi (II. Kademe)</b>								
Training Center of Special Education (II. Grade)	244	6 404	4 210	2 194	1 689	765	924	434
<b>Ortaokul (Uyum Güçlüğü Olanlar)</b>								
Lower Secondary School (Children with Adaptation Problems)	1	50	50	-	16	13	3	10
<b>Müzik ve Bale Ortaokulu (Konservatuar)</b>								
Music and Ballet Lower Secondary School (Conservatory)	11	645	172	473	-	-	-	32
<b>Ortaokul (Özel)</b>								
Lower Secondary School (Private)	1 111	208 424	112 613	95 811	23 016	8 814	14 202	10 342
<b>Özel Türk Ortaokulu</b>								
Private Turkish Lower Secondary School	1 072	207 252	112 023	95 229	22 680	8 749	13 931	10 241
<b>Özel Özel Eğitim Ortaokulu</b>								
Private Special Education Lower Secondary School	18	81	40	41	94	19	75	71
<b>Özel Azınlık Ortaokulu</b>								
Private Minority Lower Secondary School	21	1 091	550	541	242	46	196	30

Not. Açıköğretim öğrenci sayıları 2014 yılı içerisinde 3 dönem sonu itibarıyla yeni kayıt yaptıran ve kayıt yenileyen aktif öğrencileri kapsar.

Note. The number of open education students include the active students who are new entrants or who have renewed registration as of the end of 3 semesters in 2014.

## 2.5.a İstatistikî Bölge Birimleri Sınıflaması 3. düzey resmi - özel ayrımında, yerleşim yerine göre ilkokullarda, okul, öğrenci, öğretmen ve derslik sayısı

[2014/15 Öğretim yılı başı ]

İBBS 3. Düzey		Toplam - Total						Resmi -			
		Öğrenci - Student						Öğrenci - Student			
		Okul School	Toplam Total	Erkek Male	Kadın Female	Öğretmen <sup>(1)</sup> Teacher <sup>(1)</sup>	Derslik Classroom	Okul School	Toplam Total	Erkek Male	Kadın Female
TR Türkiye	Toplam	27 544	5 434 150	2 781 411	2 652 739	295 252	237 760	26 339	5 230 878	2 673 876	2 557 002
	Şehir	20 235	5 035 636	2 577 900	2 457 736	269 976	206 556	19 040	4 833 686	2 471 082	2 362 604
	Köy	7 309	398 514	203 511	195 003	25 276	31 204	7 299	397 192	202 794	194 398
TR100 İstanbul	Toplam	1 522	940 033	481 804	458 229	41 632	28 264	1 152	875 581	447 903	427 678
	Şehir	1 522	940 033	481 804	458 229	41 632	28 264	1 152	875 581	447 903	427 678
	Köy	-	-	-	-	-	-	-	-	-	-
TR211 Tekirdağ	Toplam	160	54 644	28 106	26 538	2 881	2 329	150	53 574	27 532	26 042
	Şehir	160	54 644	28 106	26 538	2 881	2 329	150	53 574	27 532	26 042
	Köy	-	-	-	-	-	-	-	-	-	-
TR212 Edirne	Toplam	125	17 858	9 085	8 773	1 302	1 339	119	17 153	8 721	8 432
	Şehir	67	14 740	7 539	7 201	1 025	936	61	14 035	7 175	6 860
	Köy	58	3 118	1 546	1 572	277	403	58	3 118	1 546	1 572
TR213 Kırklareli	Toplam	100	15 404	7 921	7 483	989	992	95	15 074	7 741	7 333
	Şehir	50	12 639	6 466	6 173	778	701	45	12 309	6 286	6 023
	Köy	50	2 765	1 455	1 310	211	291	50	2 765	1 455	1 310
TR221 Balıkesir	Toplam	402	57 918	29 647	28 271	4 026	3 391	390	56 217	28 756	27 461
	Şehir	402	57 918	29 647	28 271	4 026	3 391	390	56 217	28 756	27 461
	Köy	-	-	-	-	-	-	-	-	-	-
TR222 Çanakkale	Toplam	155	22 641	11 585	11 056	1 572	1 487	150	21 904	11 208	10 696
	Şehir	55	15 607	7 984	7 623	975	801	52	15 055	7 698	7 357
	Köy	100	7 034	3 601	3 433	597	686	98	6 849	3 510	3 339
TR310 İzmir	Toplam	786	223 181	114 319	108 862	14 088	8 753	713	210 197	107 592	102 605
	Şehir	786	223 181	114 319	108 862	14 088	8 753	713	210 197	107 592	102 605
	Köy	-	-	-	-	-	-	-	-	-	-
TR321 Aydın	Toplam	370	57 686	29 662	28 024	4 034	3 358	352	55 335	28 402	26 933
	Şehir	370	57 686	29 662	28 024	4 034	3 358	352	55 335	28 402	26 933
	Köy	-	-	-	-	-	-	-	-	-	-
TR322 Denizli	Toplam	313	58 707	30 030	28 677	4 084	3 642	300	56 593	28 940	27 653
	Şehir	313	58 707	30 030	28 677	4 084	3 642	300	56 593	28 940	27 653
	Köy	-	-	-	-	-	-	-	-	-	-
TR323 Muğla	Toplam	354	48 319	24 879	23 440	3 514	2 839	335	45 572	23 436	22 136
	Şehir	354	48 319	24 879	23 440	3 514	2 839	335	45 572	23 436	22 136
	Köy	-	-	-	-	-	-	-	-	-	-
TR331 Manisa	Toplam	545	81 470	41 956	39 514	5 133	4 754	529	79 146	40 703	38 443
	Şehir	545	81 470	41 956	39 514	5 133	4 754	529	79 146	40 703	38 443
	Köy	-	-	-	-	-	-	-	-	-	-
TR332 Afyonkarahisar	Toplam	380	46 043	23 576	22 467	2 997	3 058	372	45 280	23 139	22 141
	Şehir	125	26 880	13 847	13 033	1 695	1 597	117	26 117	13 410	12 707
	Köy	255	19 163	9 729	9 434	1 302	1 461	255	19 163	9 729	9 434
TR333 Kütahya	Toplam	246	29 444	15 152	14 292	2 088	1 812	236	28 061	14 421	13 640
	Şehir	96	22 328	11 537	10 791	1 481	1 302	86	20 945	10 806	10 139
	Köy	150	7 116	3 615	3 501	607	510	150	7 116	3 615	3 501
TR334 Uşak	Toplam	144	19 402	9 987	9 415	1 367	1 128	142	19 036	9 799	9 237
	Şehir	49	14 940	7 673	7 267	938	677	47	14 574	7 485	7 089
	Köy	95	4 462	2 314	2 148	429	451	95	4 462	2 314	2 148
TR411 Bursa	Toplam	557	175 205	89 975	85 230	9 321	7 325	517	167 139	85 709	81 430
	Şehir	557	175 205	89 975	85 230	9 321	7 325	517	167 139	85 709	81 430
	Köy	-	-	-	-	-	-	-	-	-	-

(1) Toplam öğretmen, kadrolu öğretmenleri kapsar.



2.5.a Number of schools, students, teachers and classrooms in public and private primary schools by settlement place according to Statistical Regions Level 3

[Beginning of the educational year 2014/15]

Public		Özel - Private								
		Öğrenci - Student								
Öğretmen <sup>(1)</sup> Teacher <sup>(1)</sup>	Derslik Classroom	Okul School	Toplam Total	Erkek Male	Kadın Female	Öğretmen <sup>(1)</sup> Teacher <sup>(1)</sup>	Derslik Classroom			SR Level 3
273 058	219 937	1 205	203 272	107 535	95 737	22 194	17 823	<b>Total</b>		Turkey TR
247 924	188 871	1 195	201 950	106 818	95 132	22 052	17 685	<b>City</b>		
25 134	31 066	10	1 322	717	605	142	138	<b>Village</b>		
34 496	23 163	370	64 452	33 901	30 551	7 136	5 101	<b>Total</b>		İstanbul TR100
34 496	23 163	370	64 452	33 901	30 551	7 136	5 101	<b>City</b>		
-	-	-	-	-	-	-	-	<b>Village</b>		
2 730	2 191	10	1 070	574	496	151	138	<b>Total</b>		Tekirdağ TR211
2 730	2 191	10	1 070	574	496	151	138	<b>City</b>		
-	-	-	-	-	-	-	-	<b>Village</b>		
1 202	1 195	6	705	364	341	100	144	<b>Total</b>		Edime TR212
925	792	6	705	364	341	100	144	<b>City</b>		
277	403	-	-	-	-	-	-	<b>Village</b>		
924	956	5	330	180	150	65	36	<b>Total</b>		Kırklareli TR213
713	665	5	330	180	150	65	36	<b>City</b>		
211	291	-	-	-	-	-	-	<b>Village</b>		
3 806	3 172	12	1 701	891	810	220	219	<b>Total</b>		Balıkesir TR221
3 806	3 172	12	1 701	891	810	220	219	<b>City</b>		
-	-	-	-	-	-	-	-	<b>Village</b>		
1 501	1 389	5	737	377	360	71	98	<b>Total</b>		Çanakkale TR222
934	743	3	552	286	266	41	58	<b>City</b>		
567	646	2	185	91	94	30	40	<b>Village</b>		
12 466	7 690	73	12 984	6 727	6 257	1 622	1 063	<b>Total</b>		İzmir TR310
12 466	7 690	73	12 984	6 727	6 257	1 622	1 063	<b>City</b>		
-	-	-	-	-	-	-	-	<b>Village</b>		
3 753	3 138	18	2 351	1 260	1 091	281	220	<b>Total</b>		Aydın TR321
3 753	3 138	18	2 351	1 260	1 091	281	220	<b>City</b>		
-	-	-	-	-	-	-	-	<b>Village</b>		
3 861	3 430	13	2 114	1 090	1 024	223	212	<b>Total</b>		Denizli TR322
3 861	3 430	13	2 114	1 090	1 024	223	212	<b>City</b>		
-	-	-	-	-	-	-	-	<b>Village</b>		
3 205	2 588	19	2 747	1 443	1 304	309	251	<b>Total</b>		Muğla TR323
3 205	2 588	19	2 747	1 443	1 304	309	251	<b>City</b>		
-	-	-	-	-	-	-	-	<b>Village</b>		
4 898	4 512	16	2 324	1 253	1 071	235	242	<b>Total</b>		Manisa TR331
4 898	4 512	16	2 324	1 253	1 071	235	242	<b>City</b>		
-	-	-	-	-	-	-	-	<b>Village</b>		
2 897	2 988	8	763	437	326	100	70	<b>Total</b>		Afyonkarahisar TR332
1 595	1 527	8	763	437	326	100	70	<b>City</b>		
1 302	1 461	-	-	-	-	-	-	<b>Village</b>		
1 945	1 741	10	1 383	731	652	143	71	<b>Total</b>		Kütahya TR333
1 338	1 231	10	1 383	731	652	143	71	<b>City</b>		
607	510	-	-	-	-	-	-	<b>Village</b>		
1 342	1 128	2	366	188	178	25	-	<b>Total</b>		Uşak TR334
913	677	2	366	188	178	25	-	<b>City</b>		
429	451	-	-	-	-	-	-	<b>Village</b>		
8 463	6 421	40	8 066	4 266	3 800	858	904	<b>Total</b>		Bursa TR411
8 463	6 421	40	8 066	4 266	3 800	858	904	<b>City</b>		
-	-	-	-	-	-	-	-	<b>Village</b>		

(1) Total of teachers includes permanent teaching staff.

## 2.5.a İstatistikî Bölge Birimleri Sınıflaması 3. düzey resmi - özel ayrımında, yerleşim yerine göre ilkokullarda, okul, öğrenci, öğretmen ve derslik sayısı (devam)

[2014/15 Öğretim yılı başı ]

İBBS 3. Düzey		Toplam - Total						Resmi				
		Okul School	Öğrenci - Student			Öğretmen <sup>(1)</sup> Teacher <sup>(1)</sup>	Derslik Classroom	Okul School	Öğrenci - Student			
			Toplam Total	Erkek Male	Kadın Female				Toplam Total	Erkek Male	Kadın Female	
TR412 Eskişehir	<b>Toplam</b>	<b>162</b>	<b>40 736</b>	<b>20 737</b>	<b>19 999</b>	<b>2 798</b>	<b>2 110</b>	<b>155</b>	<b>39 079</b>	<b>19 891</b>	<b>19 188</b>	
	Şehir	162	40 736	20 737	19 999	2 798	2 110	155	39 079	19 891	19 188	
	Köy	-	-	-	-	-	-	-	-	-	-	
TR413 Bilecik	<b>Toplam</b>	<b>60</b>	<b>10 934</b>	<b>5 608</b>	<b>5 326</b>	<b>659</b>	<b>743</b>	<b>57</b>	<b>10 634</b>	<b>5 447</b>	<b>5 187</b>	
	Şehir	40	9 676	4 976	4 700	557	612	37	9 376	4 815	4 561	
	Köy	20	1 258	632	626	102	131	20	1 258	632	626	
TR421 Kocaeli	<b>Toplam</b>	<b>322</b>	<b>116 184</b>	<b>59 557</b>	<b>56 627</b>	<b>6 134</b>	<b>5 283</b>	<b>290</b>	<b>111 496</b>	<b>57 122</b>	<b>54 374</b>	
	Şehir	322	116 184	59 557	56 627	6 134	5 283	290	111 496	57 122	54 374	
	Köy	-	-	-	-	-	-	-	-	-	-	
TR422 Sakarya	<b>Toplam</b>	<b>334</b>	<b>58 982</b>	<b>30 217</b>	<b>28 765</b>	<b>3 365</b>	<b>2 332</b>	<b>320</b>	<b>56 478</b>	<b>28 864</b>	<b>27 614</b>	
	Şehir	334	58 982	30 217	28 765	3 365	2 332	320	56 478	28 864	27 614	
	Köy	-	-	-	-	-	-	-	-	-	-	
TR423 Düzce	<b>Toplam</b>	<b>157</b>	<b>22 338</b>	<b>11 334</b>	<b>11 004</b>	<b>1 391</b>	<b>1 688</b>	<b>153</b>	<b>21 818</b>	<b>11 058</b>	<b>10 760</b>	
	Şehir	52	15 262	7 712	7 550	898	956	50	15 050	7 606	7 444	
	Köy	105	7 076	3 622	3 454	493	732	103	6 768	3 452	3 316	
TR424 Bolu	<b>Toplam</b>	<b>77</b>	<b>14 788</b>	<b>7 656</b>	<b>7 132</b>	<b>1 013</b>	<b>1 311</b>	<b>74</b>	<b>14 527</b>	<b>7 517</b>	<b>7 010</b>	
	Şehir	49	12 531	6 448	6 083	833	1 048	46	12 270	6 309	5 961	
	Köy	28	2 257	1 208	1 049	180	263	28	2 257	1 208	1 049	
TR425 Yalova	<b>Toplam</b>	<b>61</b>	<b>12 483</b>	<b>6 373</b>	<b>6 110</b>	<b>787</b>	<b>766</b>	<b>57</b>	<b>11 887</b>	<b>6 049</b>	<b>5 838</b>	
	Şehir	34	9 792	5 000	4 792	593	545	30	9 196	4 676	4 520	
	Köy	27	2 691	1 373	1 318	194	221	27	2 691	1 373	1 318	
TR510 Ankara	<b>Toplam</b>	<b>808</b>	<b>315 060</b>	<b>161 899</b>	<b>153 161</b>	<b>18 340</b>	<b>11 767</b>	<b>662</b>	<b>288 616</b>	<b>148 033</b>	<b>140 583</b>	
	Şehir	808	315 060	161 899	153 161	18 340	11 767	662	288 616	148 033	140 583	
	Köy	-	-	-	-	-	-	-	-	-	-	
TR521 Konya	<b>Toplam</b>	<b>807</b>	<b>153 195</b>	<b>78 210</b>	<b>74 985</b>	<b>9 240</b>	<b>7 265</b>	<b>778</b>	<b>147 868</b>	<b>75 402</b>	<b>72 466</b>	
	Şehir	807	153 195	78 210	74 985	9 240	7 265	778	147 868	75 402	72 466	
	Köy	-	-	-	-	-	-	-	-	-	-	
TR522 Karaman	<b>Toplam</b>	<b>107</b>	<b>15 890</b>	<b>8 102</b>	<b>7 788</b>	<b>1 024</b>	<b>1 063</b>	<b>103</b>	<b>15 194</b>	<b>7 731</b>	<b>7 463</b>	
	Şehir	43	12 018	6 128	5 890	743	682	39	11 322	5 757	5 565	
	Köy	64	3 872	1 974	1 898	281	381	64	3 872	1 974	1 898	
TR611 Antalya	<b>Toplam</b>	<b>607</b>	<b>143 211</b>	<b>73 517</b>	<b>69 694</b>	<b>8 740</b>	<b>7 725</b>	<b>562</b>	<b>135 453</b>	<b>69 424</b>	<b>66 029</b>	
	Şehir	607	143 211	73 517	69 694	8 740	7 725	562	135 453	69 424	66 029	
	Köy	-	-	-	-	-	-	-	-	-	-	
TR612 Isparta	<b>Toplam</b>	<b>185</b>	<b>23 199</b>	<b>11 996</b>	<b>11 203</b>	<b>1 699</b>	<b>1 397</b>	<b>182</b>	<b>22 664</b>	<b>11 706</b>	<b>10 958</b>	
	Şehir	72	17 886	9 279	8 607	1 202	860	69	17 351	8 989	8 362	
	Köy	113	5 313	2 717	2 596	497	537	113	5 313	2 717	2 596	
TR613 Burdur	<b>Toplam</b>	<b>117</b>	<b>13 300</b>	<b>6 800</b>	<b>6 500</b>	<b>1 089</b>	<b>1 177</b>	<b>115</b>	<b>13 107</b>	<b>6 708</b>	<b>6 399</b>	
	Şehir	43	9 810	5 080	4 730	712	691	41	9 617	4 988	4 629	
	Köy	74	3 490	1 720	1 770	377	486	74	3 490	1 720	1 770	
TR621 Adana	<b>Toplam</b>	<b>570</b>	<b>165 609</b>	<b>84 899</b>	<b>80 710</b>	<b>8 767</b>	<b>5 905</b>	<b>550</b>	<b>161 065</b>	<b>82 482</b>	<b>78 583</b>	
	Şehir	570	165 609	84 899	80 710	8 767	5 905	550	161 065	82 482	78 583	
	Köy	-	-	-	-	-	-	-	-	-	-	
TR622 Mersin	<b>Toplam</b>	<b>475</b>	<b>120 587</b>	<b>61 753</b>	<b>58 834</b>	<b>7 886</b>	<b>6 098</b>	<b>448</b>	<b>116 764</b>	<b>59 772</b>	<b>56 992</b>	
	Şehir	475	120 587	61 753	58 834	7 886	6 098	448	116 764	59 772	56 992	
	Köy	-	-	-	-	-	-	-	-	-	-	
TR631 Hatay	<b>Toplam</b>	<b>556</b>	<b>126 920</b>	<b>64 918</b>	<b>62 002</b>	<b>7 050</b>	<b>6 044</b>	<b>542</b>	<b>124 247</b>	<b>63 496</b>	<b>60 751</b>	
	Şehir	556	126 920	64 918	62 002	7 050	6 044	542	124 247	63 496	60 751	
	Köy	-	-	-	-	-	-	-	-	-	-	
TR632 Kahramanmaraş	<b>Toplam</b>	<b>587</b>	<b>94 200</b>	<b>48 674</b>	<b>45 526</b>	<b>5 039</b>	<b>3 219</b>	<b>576</b>	<b>92 573</b>	<b>47 777</b>	<b>44 796</b>	
	Şehir	587	94 200	48 674	45 526	5 039	3 219	576	92 573	47 777	44 796	
	Köy	-	-	-	-	-	-	-	-	-	-	

(1) Toplam öğretmen, kadrolu öğretmenleri kapsar.

2.5.a Number of schools, students, teachers and classrooms in public and private primary schools by settlement place according to Statistical Regions Level 3 (continued)

[Beginning of the educational year 2014/15]

Public		Özel - Private								
Öğretmen <sup>(1)</sup> Teacher <sup>(1)</sup>	Derslik Classroom	Okul School	Öğrenci - Student			Öğretmen <sup>(1)</sup> Teacher <sup>(1)</sup>	Derslik Classroom		SR Level 3	
			Toplam Total	Erkek Male	Kadın Female					
<b>2 628</b>	<b>1 950</b>	<b>7</b>	<b>1 657</b>	<b>846</b>	<b>811</b>	<b>170</b>	<b>160</b>	<b>Total</b>	Eskişehir TR412	
2 628	1 950	7	1 657	846	811	170	160	City		
-	-	-	-	-	-	-	-	Village		
<b>622</b>	<b>717</b>	<b>3</b>	<b>300</b>	<b>161</b>	<b>139</b>	<b>37</b>	<b>26</b>	<b>Total</b>	Bilecik TR413	
520	586	3	300	161	139	37	26	City		
102	131	-	-	-	-	-	-	Village		
<b>5 609</b>	<b>4 783</b>	<b>32</b>	<b>4 688</b>	<b>2 435</b>	<b>2 253</b>	<b>525</b>	<b>500</b>	<b>Total</b>	Kocaeli TR421	
5 609	4 783	32	4 688	2 435	2 253	525	500	City		
-	-	-	-	-	-	-	-	Village		
<b>3 072</b>	<b>2 096</b>	<b>14</b>	<b>2 504</b>	<b>1 353</b>	<b>1 151</b>	<b>293</b>	<b>236</b>	<b>Total</b>	Sakarya TR422	
3 072	2 096	14	2 504	1 353	1 151	293	236	City		
-	-	-	-	-	-	-	-	Village		
<b>1 330</b>	<b>1 612</b>	<b>4</b>	<b>520</b>	<b>276</b>	<b>244</b>	<b>61</b>	<b>76</b>	<b>Total</b>	Düzce TR423	
865	930	2	212	106	106	33	26	City		
465	682	2	308	170	138	28	50	Village		
<b>974</b>	<b>1 265</b>	<b>3</b>	<b>261</b>	<b>139</b>	<b>122</b>	<b>39</b>	<b>46</b>	<b>Total</b>	Bolu TR424	
794	1 002	3	261	139	122	39	46	City		
180	263	-	-	-	-	-	-	Village		
<b>751</b>	<b>720</b>	<b>4</b>	<b>596</b>	<b>324</b>	<b>272</b>	<b>36</b>	<b>46</b>	<b>Total</b>	Yalova TR425	
557	499	4	596	324	272	36	46	City		
194	221	-	-	-	-	-	-	Village		
<b>15 604</b>	<b>9 478</b>	<b>146</b>	<b>26 444</b>	<b>13 866</b>	<b>12 578</b>	<b>2 736</b>	<b>2 289</b>	<b>Total</b>	Ankara TR510	
15 604	9 478	146	26 444	13 866	12 578	2 736	2 289	City		
-	-	-	-	-	-	-	-	Village		
<b>8 713</b>	<b>6 814</b>	<b>29</b>	<b>5 327</b>	<b>2 808</b>	<b>2 519</b>	<b>527</b>	<b>451</b>	<b>Total</b>	Konya TR521	
8 713	6 814	29	5 327	2 808	2 519	527	451	City		
-	-	-	-	-	-	-	-	Village		
<b>966</b>	<b>1 033</b>	<b>4</b>	<b>696</b>	<b>371</b>	<b>325</b>	<b>58</b>	<b>30</b>	<b>Total</b>	Karaman TR522	
685	652	4	696	371	325	58	30	City		
281	381	-	-	-	-	-	-	Village		
<b>7 706</b>	<b>7 066</b>	<b>45</b>	<b>7 758</b>	<b>4 093</b>	<b>3 665</b>	<b>1 034</b>	<b>659</b>	<b>Total</b>	Antalya TR611	
7 706	7 066	45	7 758	4 093	3 665	1 034	659	City		
-	-	-	-	-	-	-	-	Village		
<b>1 590</b>	<b>1 335</b>	<b>3</b>	<b>535</b>	<b>290</b>	<b>245</b>	<b>109</b>	<b>62</b>	<b>Total</b>	Isparta TR612	
1 093	798	3	535	290	245	109	62	City		
497	537	-	-	-	-	-	-	Village		
<b>1 061</b>	<b>1 151</b>	<b>2</b>	<b>193</b>	<b>92</b>	<b>101</b>	<b>28</b>	<b>26</b>	<b>Total</b>	Burdur TR613	
684	665	2	193	92	101	28	26	City		
377	486	-	-	-	-	-	-	Village		
<b>8 365</b>	<b>5 561</b>	<b>20</b>	<b>4 544</b>	<b>2 417</b>	<b>2 127</b>	<b>402</b>	<b>344</b>	<b>Total</b>	Adana TR621	
8 365	5 561	20	4 544	2 417	2 127	402	344	City		
-	-	-	-	-	-	-	-	Village		
<b>7 360</b>	<b>5 671</b>	<b>27</b>	<b>3 823</b>	<b>1 981</b>	<b>1 842</b>	<b>526</b>	<b>427</b>	<b>Total</b>	Mersin TR622	
7 360	5 671	27	3 823	1 981	1 842	526	427	City		
-	-	-	-	-	-	-	-	Village		
<b>6 828</b>	<b>5 850</b>	<b>14</b>	<b>2 673</b>	<b>1 422</b>	<b>1 251</b>	<b>222</b>	<b>194</b>	<b>Total</b>	Hatay TR631	
6 828	5 850	14	2 673	1 422	1 251	222	194	City		
-	-	-	-	-	-	-	-	Village		
<b>4 904</b>	<b>3 173</b>	<b>11</b>	<b>1 627</b>	<b>897</b>	<b>730</b>	<b>135</b>	<b>46</b>	<b>Total</b>	Kahramanmaraş TR632	
4 904	3 173	11	1 627	897	730	135	46	City		
-	-	-	-	-	-	-	-	Village		

(1) Total of teachers includes permanent teaching staff.

## 2.5.a İstatistiki Bölge Birimleri Sınıflaması 3. düzey resmi - özel ayrımında, yerleşim yerine göre ilkokullarda, okul, öğrenci, öğretmen ve derslik sayısı (devam)

[2014/15 Öğretim yılı başı ]

İBBS 3. Düzey		Toplam - Total						Resmi -				
		Okul School	Öğrenci - Student			Öğretmen <sup>(1)</sup> Teacher <sup>(1)</sup>	Derslik Classroom	Okul School	Öğrenci - Student			
			Toplam Total	Erkek Male	Kadın Female				Toplam Total	Erkek Male	Kadın Female	
TR633 Osmaniye	<b>Toplam</b>	<b>191</b>	<b>42 257</b>	<b>21 773</b>	<b>20 484</b>	<b>2 522</b>	<b>1 596</b>	<b>184</b>	<b>41 299</b>	<b>21 266</b>	<b>20 033</b>	
	Şehir	77	34 593	17 822	16 771	1 887	1 081	70	33 635	17 315	16 320	
	Köy	114	7 664	3 951	3 713	635	515	114	7 664	3 951	3 713	
TR711 Kırıkkale	<b>Toplam</b>	<b>96</b>	<b>15 463</b>	<b>7 800</b>	<b>7 663</b>	<b>1 136</b>	<b>1 121</b>	<b>89</b>	<b>14 629</b>	<b>7 339</b>	<b>7 290</b>	
	Şehir	53	14 015	7 036	6 979	1 001	861	47	13 275	6 634	6 641	
	Köy	43	1 448	764	684	135	260	42	1 354	705	649	
TR712 Aksaray	<b>Toplam</b>	<b>227</b>	<b>28 507</b>	<b>14 558</b>	<b>13 949</b>	<b>1 737</b>	<b>1 706</b>	<b>223</b>	<b>27 825</b>	<b>14 177</b>	<b>13 648</b>	
	Şehir	79	18 236	9 334	8 902	1 028	893	75	17 554	8 953	8 601	
	Köy	148	10 271	5 224	5 047	709	813	148	10 271	5 224	5 047	
TR713 Niğde	<b>Toplam</b>	<b>179</b>	<b>25 167</b>	<b>13 040</b>	<b>12 127</b>	<b>1 628</b>	<b>1 187</b>	<b>176</b>	<b>24 667</b>	<b>12 780</b>	<b>11 887</b>	
	Şehir	50	13 725	7 107	6 618	873	486	47	13 225	6 847	6 378	
	Köy	129	11 442	5 933	5 509	755	701	129	11 442	5 933	5 509	
TR714 Nevşehir	<b>Toplam</b>	<b>134</b>	<b>18 266</b>	<b>9 281</b>	<b>8 985</b>	<b>1 298</b>	<b>1 113</b>	<b>131</b>	<b>17 442</b>	<b>8 834</b>	<b>8 608</b>	
	Şehir	43	11 449	5 773	5 676	769	662	41	10 868	5 457	5 411	
	Köy	91	6 817	3 508	3 309	529	451	90	6 574	3 377	3 197	
TR715 Kırşehir	<b>Toplam</b>	<b>83</b>	<b>12 477</b>	<b>6 378</b>	<b>6 099</b>	<b>1 086</b>	<b>960</b>	<b>81</b>	<b>12 207</b>	<b>6 238</b>	<b>5 969</b>	
	Şehir	52	10 700	5 462	5 238	813	699	50	10 430	5 322	5 108	
	Köy	31	1 777	916	861	273	261	31	1 777	916	861	
TR721 Kayseri	<b>Toplam</b>	<b>427</b>	<b>98 983</b>	<b>50 767</b>	<b>48 216</b>	<b>5 386</b>	<b>4 830</b>	<b>411</b>	<b>95 029</b>	<b>48 662</b>	<b>46 367</b>	
	Şehir	427	98 983	50 767	48 216	5 386	4 830	411	95 029	48 662	46 367	
	Köy	-	-	-	-	-	-	-	-	-	-	
TR722 Sivas	<b>Toplam</b>	<b>382</b>	<b>40 231</b>	<b>20 572</b>	<b>19 659</b>	<b>2 508</b>	<b>2 370</b>	<b>378</b>	<b>39 514</b>	<b>20 169</b>	<b>19 345</b>	
	Şehir	120	31 169	16 023	15 146	1 801	1 332	116	30 452	15 620	14 832	
	Köy	262	9 062	4 549	4 513	707	1 038	262	9 062	4 549	4 513	
TR723 Yozgat	<b>Toplam</b>	<b>282</b>	<b>26 813</b>	<b>13 743</b>	<b>13 070</b>	<b>1 969</b>	<b>2 670</b>	<b>277</b>	<b>26 471</b>	<b>13 563</b>	<b>12 908</b>	
	Şehir	87	18 464	9 487	8 977	1 243	1 376	82	18 122	9 307	8 815	
	Köy	195	8 349	4 256	4 093	726	1 294	195	8 349	4 256	4 093	
TR811 Zonguldak	<b>Toplam</b>	<b>250</b>	<b>33 392</b>	<b>16 987</b>	<b>16 405</b>	<b>2 213</b>	<b>1 617</b>	<b>244</b>	<b>32 200</b>	<b>16 364</b>	<b>15 836</b>	
	Şehir	79	22 437	11 384	11 053	1 426	872	73	21 245	10 761	10 484	
	Köy	171	10 955	5 603	5 352	787	745	171	10 955	5 603	5 352	
TR812 Karabük	<b>Toplam</b>	<b>59</b>	<b>11 260</b>	<b>5 767</b>	<b>5 493</b>	<b>815</b>	<b>632</b>	<b>57</b>	<b>10 876</b>	<b>5 580</b>	<b>5 296</b>	
	Şehir	47	10 200	5 215	4 985	740	570	45	9 816	5 028	4 788	
	Köy	12	1 060	552	508	75	62	12	1 060	552	508	
TR813 Bartın	<b>Toplam</b>	<b>76</b>	<b>9 512</b>	<b>4 866</b>	<b>4 646</b>	<b>624</b>	<b>694</b>	<b>73</b>	<b>9 128</b>	<b>4 665</b>	<b>4 463</b>	
	Şehir	20	4 769	2 444	2 325	287	257	17	4 385	2 243	2 142	
	Köy	56	4 743	2 422	2 321	337	437	56	4 743	2 422	2 321	
TR821 Kastamonu	<b>Toplam</b>	<b>160</b>	<b>18 415</b>	<b>9 454</b>	<b>8 961</b>	<b>1 230</b>	<b>1 191</b>	<b>157</b>	<b>18 089</b>	<b>9 267</b>	<b>8 822</b>	
	Şehir	61	14 269	7 372	6 897	896	791	58	13 943	7 185	6 758	
	Köy	99	4 146	2 082	2 064	334	400	99	4 146	2 082	2 064	
TR822 Çankırı	<b>Toplam</b>	<b>72</b>	<b>8 852</b>	<b>4 541</b>	<b>4 311</b>	<b>551</b>	<b>623</b>	<b>71</b>	<b>8 651</b>	<b>4 432</b>	<b>4 219</b>	
	Şehir	36	7 901	4 051	3 850	480	478	35	7 700	3 942	3 758	
	Köy	36	951	490	461	71	145	36	951	490	461	
TR823 Sinop	<b>Toplam</b>	<b>76</b>	<b>10 163</b>	<b>5 131</b>	<b>5 032</b>	<b>661</b>	<b>681</b>	<b>74</b>	<b>10 012</b>	<b>5 058</b>	<b>4 954</b>	
	Şehir	29	7 564	3 826	3 738	474	469	27	7 413	3 753	3 660	
	Köy	47	2 599	1 305	1 294	187	212	47	2 599	1 305	1 294	
TR831 Samsun	<b>Toplam</b>	<b>609</b>	<b>76 435</b>	<b>39 083</b>	<b>37 352</b>	<b>5 379</b>	<b>4 015</b>	<b>593</b>	<b>74 157</b>	<b>37 850</b>	<b>36 307</b>	
	Şehir	609	76 435	39 083	37 352	5 379	4 015	593	74 157	37 850	36 307	
	Köy	-	-	-	-	-	-	-	-	-	-	

(1) Toplam öğretmen, kadrolu öğretmenleri kapsar.

2.5.a Number of schools, students, teachers and classrooms in public and private primary schools by settlement place according to Statistical Regions Level 3 (continued)

[Beginning of the educational year 2014/15]

Public		Özel - Private								
Öğretmen <sup>(1)</sup> Teacher <sup>(1)</sup>	Derslik Classroom	Okul School	Öğrenci - Student			Öğretmen <sup>(1)</sup> Teacher <sup>(1)</sup>	Derslik Classroom		SR Level 3	
			Toplam Total	Erkek Male	Kadın Female					
<b>2 406</b>	<b>1 553</b>	<b>7</b>	<b>958</b>	<b>507</b>	<b>451</b>	<b>116</b>	<b>43</b>	<b>Total</b>	Osmaniye TR633	
1 771	1 038	7	958	507	451	116	43	City		
635	515	-	-	-	-	-	-	Village		
<b>1 056</b>	<b>1 028</b>	<b>7</b>	<b>834</b>	<b>461</b>	<b>373</b>	<b>80</b>	<b>93</b>	<b>Total</b>	Kırıkkale TR711	
932	779	6	740	402	338	69	82	City		
124	249	1	94	59	35	11	11	Village		
<b>1 682</b>	<b>1 633</b>	<b>4</b>	<b>682</b>	<b>381</b>	<b>301</b>	<b>55</b>	<b>73</b>	<b>Total</b>	Aksaray TR712	
973	820	4	682	381	301	55	73	City		
709	813	-	-	-	-	-	-	Village		
<b>1 574</b>	<b>1 142</b>	<b>3</b>	<b>500</b>	<b>260</b>	<b>240</b>	<b>54</b>	<b>45</b>	<b>Total</b>	Niğde TR713	
819	441	3	500	260	240	54	45	City		
755	701	-	-	-	-	-	-	Village		
<b>1 225</b>	<b>1 052</b>	<b>3</b>	<b>824</b>	<b>447</b>	<b>377</b>	<b>73</b>	<b>61</b>	<b>Total</b>	Nevşehir TR714	
716	612	2	581	316	265	53	50	City		
509	440	1	243	131	112	20	11	Village		
<b>1 053</b>	<b>931</b>	<b>2</b>	<b>270</b>	<b>140</b>	<b>130</b>	<b>33</b>	<b>29</b>	<b>Total</b>	Kırşehir TR715	
780	670	2	270	140	130	33	29	City		
273	261	-	-	-	-	-	-	Village		
<b>5 018</b>	<b>4 379</b>	<b>16</b>	<b>3 954</b>	<b>2 105</b>	<b>1 849</b>	<b>368</b>	<b>451</b>	<b>Total</b>	Kayseri TR721	
5 018	4 379	16	3 954	2 105	1 849	368	451	City		
-	-	-	-	-	-	-	-	Village		
<b>2 445</b>	<b>2 305</b>	<b>4</b>	<b>717</b>	<b>403</b>	<b>314</b>	<b>63</b>	<b>65</b>	<b>Total</b>	Sivas TR722	
1 738	1 267	4	717	403	314	63	65	City		
707	1 038	-	-	-	-	-	-	Village		
<b>1 943</b>	<b>2 615</b>	<b>5</b>	<b>342</b>	<b>180</b>	<b>162</b>	<b>26</b>	<b>55</b>	<b>Total</b>	Yozgat TR723	
1 217	1 321	5	342	180	162	26	55	City		
726	1 294	-	-	-	-	-	-	Village		
<b>2 077</b>	<b>1 473</b>	<b>6</b>	<b>1 192</b>	<b>623</b>	<b>569</b>	<b>136</b>	<b>144</b>	<b>Total</b>	Zonguldak TR811	
1 290	728	6	1 192	623	569	136	144	City		
787	745	-	-	-	-	-	-	Village		
<b>777</b>	<b>586</b>	<b>2</b>	<b>384</b>	<b>187</b>	<b>197</b>	<b>38</b>	<b>46</b>	<b>Total</b>	Karabük TR812	
702	524	2	384	187	197	38	46	City		
75	62	-	-	-	-	-	-	Village		
<b>591</b>	<b>647</b>	<b>3</b>	<b>384</b>	<b>201</b>	<b>183</b>	<b>33</b>	<b>47</b>	<b>Total</b>	Bartın TR813	
254	210	3	384	201	183	33	47	City		
337	437	-	-	-	-	-	-	Village		
<b>1 192</b>	<b>1 148</b>	<b>3</b>	<b>326</b>	<b>187</b>	<b>139</b>	<b>38</b>	<b>43</b>	<b>Total</b>	Kastamonu TR821	
858	748	3	326	187	139	38	43	City		
334	400	-	-	-	-	-	-	Village		
<b>530</b>	<b>607</b>	<b>1</b>	<b>201</b>	<b>109</b>	<b>92</b>	<b>21</b>	<b>16</b>	<b>Total</b>	Çankırı TR822	
459	462	1	201	109	92	21	16	City		
71	145	-	-	-	-	-	-	Village		
<b>637</b>	<b>665</b>	<b>2</b>	<b>151</b>	<b>73</b>	<b>78</b>	<b>24</b>	<b>16</b>	<b>Total</b>	Sinop TR823	
450	453	2	151	73	78	24	16	City		
187	212	-	-	-	-	-	-	Village		
<b>5 035</b>	<b>3 790</b>	<b>16</b>	<b>2 278</b>	<b>1 233</b>	<b>1 045</b>	<b>344</b>	<b>225</b>	<b>Total</b>	Samsun TR831	
5 035	3 790	16	2 278	1 233	1 045	344	225	City		
-	-	-	-	-	-	-	-	Village		

(1) Total of teachers includes permanent teaching staff.

## 2.5.a İstatistik Bölge Birimleri Sınıflaması 3. düzey resmi - özel ayrımında, yerleşim yerine göre ilkokullarda, okul, öğrenci, öğretmen ve derslik sayısı (devam)

[2014/15 Öğretim yılı başı ]

İBBS 3. Düzey		Toplam - Total						Resmi -			
		Okul School	Öğrenci - Student			Öğretmen <sup>(1)</sup> Teacher <sup>(1)</sup>	Derslik Classroom	Okul School	Öğrenci - Student		
			Toplam Total	Erkek Male	Kadın Female				Toplam Total	Erkek Male	Kadın Female
TR832 Tokat	<b>Toplam</b>	<b>373</b>	<b>34 809</b>	<b>17 739</b>	<b>17 070</b>	<b>2 495</b>	<b>2 340</b>	<b>369</b>	<b>34 185</b>	<b>17 378</b>	<b>16 807</b>
	Şehir	102	24 828	12 724	12 104	1 611	1 287	98	24 204	12 363	11 841
	Köy	271	9 981	5 015	4 966	884	1 053	271	9 981	5 015	4 966
TR833 Çorum	<b>Toplam</b>	<b>259</b>	<b>30 197</b>	<b>15 501</b>	<b>14 696</b>	<b>2 015</b>	<b>2 091</b>	<b>255</b>	<b>29 757</b>	<b>15 249</b>	<b>14 508</b>
	Şehir	79	24 356	12 576	11 780	1 485	1 231	76	24 073	12 416	11 657
	Köy	180	5 841	2 925	2 916	530	860	179	5 684	2 833	2 851
TR834 Amasya	<b>Toplam</b>	<b>134</b>	<b>17 790</b>	<b>9 176</b>	<b>8 614</b>	<b>1 435</b>	<b>1 115</b>	<b>130</b>	<b>17 158</b>	<b>8 833</b>	<b>8 325</b>
	Şehir	61	14 291	7 341	6 950	1 101	791	57	13 659	6 998	6 661
	Köy	73	3 499	1 835	1 664	334	324	73	3 499	1 835	1 664
TR901 Trabzon	<b>Toplam</b>	<b>249</b>	<b>43 259</b>	<b>22 127</b>	<b>21 132</b>	<b>2 880</b>	<b>2 716</b>	<b>242</b>	<b>42 365</b>	<b>21 630</b>	<b>20 735</b>
	Şehir	249	43 259	22 127	21 132	2 880	2 716	242	42 365	21 630	20 735
	Köy	-	-	-	-	-	-	-	-	-	-
TR902 Ordu	<b>Toplam</b>	<b>274</b>	<b>40 808</b>	<b>21 116</b>	<b>19 692</b>	<b>2 642</b>	<b>1 937</b>	<b>268</b>	<b>40 065</b>	<b>20 736</b>	<b>19 329</b>
	Şehir	274	40 808	21 116	19 692	2 642	1 937	268	40 065	20 736	19 329
	Köy	-	-	-	-	-	-	-	-	-	-
TR903 Giresun	<b>Toplam</b>	<b>150</b>	<b>20 915</b>	<b>10 689</b>	<b>10 226</b>	<b>1 348</b>	<b>1 530</b>	<b>148</b>	<b>20 589</b>	<b>10 516</b>	<b>10 073</b>
	Şehir	51	15 796	8 075	7 721	941	819	50	15 578	7 955	7 623
	Köy	99	5 119	2 614	2 505	407	711	98	5 011	2 561	2 450
TR904 Rize	<b>Toplam</b>	<b>98</b>	<b>17 934</b>	<b>9 156</b>	<b>8 778</b>	<b>1 286</b>	<b>1 326</b>	<b>93</b>	<b>17 406</b>	<b>8 888</b>	<b>8 518</b>
	Şehir	51	14 877	7 593	7 284	970	915	47	14 424	7 368	7 056
	Köy	47	3 057	1 563	1 494	316	411	46	2 982	1 520	1 462
TR905 Artvin	<b>Toplam</b>	<b>63</b>	<b>8 255</b>	<b>4 188</b>	<b>4 067</b>	<b>602</b>	<b>763</b>	<b>62</b>	<b>8 171</b>	<b>4 139</b>	<b>4 032</b>
	Şehir	26	6 278	3 228	3 050	433	460	25	6 194	3 179	3 015
	Köy	37	1 977	960	1 017	169	303	37	1 977	960	1 017
TR906 Gümüşhane	<b>Toplam</b>	<b>94</b>	<b>6 539</b>	<b>3 335</b>	<b>3 204</b>	<b>448</b>	<b>535</b>	<b>93</b>	<b>6 445</b>	<b>3 288</b>	<b>3 157</b>
	Şehir	24	4 535	2 353	2 182	291	274	23	4 441	2 306	2 135
	Köy	70	2 004	982	1 022	157	261	70	2 004	982	1 022
TRA11 Erzurum	<b>Toplam</b>	<b>798</b>	<b>60 835</b>	<b>30 998</b>	<b>29 837</b>	<b>3 485</b>	<b>3 082</b>	<b>793</b>	<b>59 621</b>	<b>30 342</b>	<b>29 279</b>
	Şehir	798	60 835	30 998	29 837	3 485	3 082	793	59 621	30 342	29 279
	Köy	-	-	-	-	-	-	-	-	-	-
TRA12 Erzincan	<b>Toplam</b>	<b>115</b>	<b>12 452</b>	<b>6 330</b>	<b>6 122</b>	<b>936</b>	<b>859</b>	<b>113</b>	<b>12 154</b>	<b>6 164</b>	<b>5 990</b>
	Şehir	39	8 654	4 348	4 306	597	456	37	8 356	4 182	4 174
	Köy	76	3 798	1 982	1 816	339	403	76	3 798	1 982	1 816
TRA13 Bayburt	<b>Toplam</b>	<b>85</b>	<b>4 812</b>	<b>2 446</b>	<b>2 366</b>	<b>353</b>	<b>327</b>	<b>84</b>	<b>4 715</b>	<b>2 390</b>	<b>2 325</b>
	Şehir	17	2 886	1 449	1 437	216	163	16	2 789	1 393	1 396
	Köy	68	1 926	997	929	137	164	68	1 926	997	929
TRA21 Ağrı	<b>Toplam</b>	<b>639</b>	<b>62 733</b>	<b>31 787</b>	<b>30 946</b>	<b>2 628</b>	<b>2 823</b>	<b>636</b>	<b>62 265</b>	<b>31 533</b>	<b>30 732</b>
	Şehir	84	32 576	16 438	16 138	1 317	979	81	32 108	16 184	15 924
	Köy	555	30 157	15 349	14 808	1 311	1 844	555	30 157	15 349	14 808
TRA22 Kars	<b>Toplam</b>	<b>391</b>	<b>25 788</b>	<b>13 099</b>	<b>12 689</b>	<b>1 323</b>	<b>1 585</b>	<b>388</b>	<b>25 285</b>	<b>12 845</b>	<b>12 440</b>
	Şehir	51	10 296	5 163	5 133	584	467	48	9 793	4 909	4 884
	Köy	340	15 492	7 936	7 556	739	1 118	340	15 492	7 936	7 556
TRA23 Iğdır	<b>Toplam</b>	<b>144</b>	<b>17 674</b>	<b>9 100</b>	<b>8 574</b>	<b>908</b>	<b>754</b>	<b>142</b>	<b>17 423</b>	<b>8 963</b>	<b>8 460</b>
	Şehir	34	10 025	5 116	4 909	513	288	32	9 774	4 979	4 795
	Köy	110	7 649	3 984	3 665	395	466	110	7 649	3 984	3 665
TRA24 Ardahan	<b>Toplam</b>	<b>95</b>	<b>6 913</b>	<b>3 520</b>	<b>3 393</b>	<b>470</b>	<b>540</b>	<b>94</b>	<b>6 849</b>	<b>3 483</b>	<b>3 366</b>
	Şehir	18	2 857	1 496	1 361	191	186	17	2 793	1 459	1 334
	Köy	77	4 056	2 024	2 032	279	354	77	4 056	2 024	2 032

(1) Toplam öğretmen, kadrolu öğretmenleri kapsar.

2.5.a Number of schools, students, teachers and classrooms in public and private primary schools by settlement place according to Statistical Regions Level 3 (continued)

[Beginning of the educational year 2014/15]

Public		Özel - Private								
Öğretmen <sup>(1)</sup> Teacher <sup>(1)</sup>	Derslik Classroom	Okul School	Öğrenci - Student			Öğretmen <sup>(1)</sup> Teacher <sup>(1)</sup>	Derslik Classroom		SR Level 3	
			Toplam Total	Erkek Male	Kadın Female					
<b>2 393</b>	<b>2 267</b>	<b>4</b>	<b>624</b>	<b>361</b>	<b>263</b>	<b>102</b>	<b>73</b>	<b>Total</b>	Tokat TR832	
1 509	1 214	4	624	361	263	102	73	City		
884	1 053	-	-	-	-	-	-	Village		
<b>1 964</b>	<b>2 026</b>	<b>4</b>	<b>440</b>	<b>252</b>	<b>188</b>	<b>51</b>	<b>65</b>	<b>Total</b>	Çorum TR833	
1 447	1 166	3	283	160	123	38	65	City		
517	860	1	157	92	65	13	-	Village		
<b>1 341</b>	<b>1 056</b>	<b>4</b>	<b>632</b>	<b>343</b>	<b>289</b>	<b>94</b>	<b>59</b>	<b>Total</b>	Amasya TR834	
1 007	732	4	632	343	289	94	59	City		
334	324	-	-	-	-	-	-	Village		
<b>2 801</b>	<b>2 592</b>	<b>7</b>	<b>894</b>	<b>497</b>	<b>397</b>	<b>79</b>	<b>124</b>	<b>Total</b>	Trabzon TR901	
2 801	2 592	7	894	497	397	79	124	City		
-	-	-	-	-	-	-	-	Village		
<b>2 574</b>	<b>1 872</b>	<b>6</b>	<b>743</b>	<b>380</b>	<b>363</b>	<b>68</b>	<b>65</b>	<b>Total</b>	Ordu TR902	
2 574	1 872	6	743	380	363	68	65	City		
-	-	-	-	-	-	-	-	Village		
<b>1 317</b>	<b>1 516</b>	<b>2</b>	<b>326</b>	<b>173</b>	<b>153</b>	<b>31</b>	<b>14</b>	<b>Total</b>	Giresun TR903	
921	819	1	218	120	98	20	-	City		
396	697	1	108	53	55	11	14	Village		
<b>1 206</b>	<b>1 266</b>	<b>5</b>	<b>528</b>	<b>268</b>	<b>260</b>	<b>80</b>	<b>60</b>	<b>Total</b>	Rize TR904	
905	855	4	453	225	228	65	60	City		
301	411	1	75	43	32	15	-	Village		
<b>587</b>	<b>747</b>	<b>1</b>	<b>84</b>	<b>49</b>	<b>35</b>	<b>15</b>	<b>16</b>	<b>Total</b>	Artvin TR905	
418	444	1	84	49	35	15	16	City		
169	303	-	-	-	-	-	-	Village		
<b>435</b>	<b>523</b>	<b>1</b>	<b>94</b>	<b>47</b>	<b>47</b>	<b>13</b>	<b>12</b>	<b>Total</b>	Gümüşhane TR906	
278	262	1	94	47	47	13	12	City		
157	261	-	-	-	-	-	-	Village		
<b>3 353</b>	<b>2 997</b>	<b>5</b>	<b>1 214</b>	<b>656</b>	<b>558</b>	<b>132</b>	<b>85</b>	<b>Total</b>	Erzurum TRA11	
3 353	2 997	5	1 214	656	558	132	85	City		
-	-	-	-	-	-	-	-	Village		
<b>895</b>	<b>859</b>	<b>2</b>	<b>298</b>	<b>166</b>	<b>132</b>	<b>41</b>	<b>-</b>	<b>Total</b>	Erzincan TRA12	
556	456	2	298	166	132	41	-	City		
339	403	-	-	-	-	-	-	Village		
<b>338</b>	<b>312</b>	<b>1</b>	<b>97</b>	<b>56</b>	<b>41</b>	<b>15</b>	<b>15</b>	<b>Total</b>	Bayburt TRA13	
201	148	1	97	56	41	15	15	City		
137	164	-	-	-	-	-	-	Village		
<b>2 585</b>	<b>2 776</b>	<b>3</b>	<b>468</b>	<b>254</b>	<b>214</b>	<b>43</b>	<b>47</b>	<b>Total</b>	Ağrı TRA21	
1 274	932	3	468	254	214	43	47	City		
1 311	1 844	-	-	-	-	-	-	Village		
<b>1 277</b>	<b>1 534</b>	<b>3</b>	<b>503</b>	<b>254</b>	<b>249</b>	<b>46</b>	<b>51</b>	<b>Total</b>	Kars TRA22	
538	416	3	503	254	249	46	51	City		
739	1 118	-	-	-	-	-	-	Village		
<b>893</b>	<b>727</b>	<b>2</b>	<b>251</b>	<b>137</b>	<b>114</b>	<b>15</b>	<b>27</b>	<b>Total</b>	Iğdır TRA23	
498	261	2	251	137	114	15	27	City		
395	466	-	-	-	-	-	-	Village		
<b>459</b>	<b>522</b>	<b>1</b>	<b>64</b>	<b>37</b>	<b>27</b>	<b>11</b>	<b>18</b>	<b>Total</b>	Ardahan TRA24	
180	168	1	64	37	27	11	18	City		
279	354	-	-	-	-	-	-	Village		

(1) Total of teachers includes permanent teaching staff.

## 2.5.a İstatistik Bölge Birimleri Sınıflaması 3. düzey resmi - özel ayrımında, yerleşim yerine göre ilkokullarda, okul, öğrenci, öğretmen ve derslik sayısı (devam)

[2014/15 Öğretim yılı başı ]

İBBS 3. Düzey		Toplam - Total						Resmi			
		Okul School	Öğrenci - Student			Öğretmen <sup>(1)</sup> Teacher <sup>(1)</sup>	Derslik Classroom	Okul School	Öğrenci - Student		
			Toplam Total	Erkek Male	Kadın Female				Toplam Total	Erkek Male	Kadın Female
TRB11 Malatya	<b>Toplam</b>	<b>381</b>	<b>54 442</b>	<b>27 691</b>	<b>26 751</b>	<b>3 534</b>	<b>2 484</b>	<b>372</b>	<b>52 881</b>	<b>26 876</b>	<b>26 005</b>
	Şehir	381	54 442	27 691	26 751	3 534	2 484	372	52 881	26 876	26 005
	Köy	-	-	-	-	-	-	-	-	-	-
TRB12 Elazığ	<b>Toplam</b>	<b>240</b>	<b>38 808</b>	<b>19 835</b>	<b>18 973</b>	<b>2 329</b>	<b>1 734</b>	<b>233</b>	<b>38 181</b>	<b>19 495</b>	<b>18 686</b>
	Şehir	87	30 702	15 753	14 949	1 776	1 072	80	30 075	15 413	14 662
	Köy	153	8 106	4 082	4 024	553	662	153	8 106	4 082	4 024
TRB13 Bingöl	<b>Toplam</b>	<b>274</b>	<b>21 530</b>	<b>10 931</b>	<b>10 599</b>	<b>1 162</b>	<b>1 051</b>	<b>273</b>	<b>21 366</b>	<b>10 836</b>	<b>10 530</b>
	Şehir	44	12 807	6 505	6 302	701	482	43	12 643	6 410	6 233
	Köy	230	8 723	4 426	4 297	461	569	230	8 723	4 426	4 297
TRB14 Tunceli	<b>Toplam</b>	<b>32</b>	<b>3 302</b>	<b>1 700</b>	<b>1 602</b>	<b>293</b>	<b>273</b>	<b>30</b>	<b>3 035</b>	<b>1 558</b>	<b>1 477</b>
	Şehir	17	2 761	1 411	1 350	241	217	15	2 494	1 269	1 225
	Köy	15	541	289	252	52	56	15	541	289	252
TRB21 Van	<b>Toplam</b>	<b>891</b>	<b>122 946</b>	<b>62 498</b>	<b>60 448</b>	<b>5 132</b>	<b>5 041</b>	<b>885</b>	<b>121 571</b>	<b>61 744</b>	<b>59 827</b>
	Şehir	891	122 946	62 498	60 448	5 132	5 041	885	121 571	61 744	59 827
	Köy	-	-	-	-	-	-	-	-	-	-
TRB22 Muş	<b>Toplam</b>	<b>457</b>	<b>47 002</b>	<b>23 931</b>	<b>23 071</b>	<b>2 167</b>	<b>2 436</b>	<b>456</b>	<b>46 850</b>	<b>23 853</b>	<b>22 997</b>
	Şehir	62	17 664	8 983	8 681	855	773	62	17 664	8 983	8 681
	Köy	395	29 338	14 948	14 390	1 312	1 663	394	29 186	14 870	14 316
TRB23 Bitlis	<b>Toplam</b>	<b>461</b>	<b>35 691</b>	<b>18 330</b>	<b>17 361</b>	<b>1 720</b>	<b>2 179</b>	<b>459</b>	<b>35 540</b>	<b>18 246</b>	<b>17 294</b>
	Şehir	73	17 560	9 043	8 517	951	972	71	17 409	8 959	8 450
	Köy	388	18 131	9 287	8 844	769	1 207	388	18 131	9 287	8 844
TRB24 Hakkari	<b>Toplam</b>	<b>283</b>	<b>28 211</b>	<b>14 507</b>	<b>13 704</b>	<b>1 148</b>	<b>1 086</b>	<b>281</b>	<b>27 995</b>	<b>14 380</b>	<b>13 615</b>
	Şehir	44	15 413	7 923	7 490	718	444	42	15 197	7 796	7 401
	Köy	239	12 798	6 584	6 214	430	642	239	12 798	6 584	6 214
TRC11 Gaziantep	<b>Toplam</b>	<b>548</b>	<b>188 691</b>	<b>96 331</b>	<b>92 360</b>	<b>8 075</b>	<b>5 233</b>	<b>533</b>	<b>184 970</b>	<b>94 368</b>	<b>90 602</b>
	Şehir	548	188 691	96 331	92 360	8 075	5 233	533	184 970	94 368	90 602
	Köy	-	-	-	-	-	-	-	-	-	-
TRC12 Adıyaman	<b>Toplam</b>	<b>515</b>	<b>51 812</b>	<b>26 412</b>	<b>25 400</b>	<b>3 025</b>	<b>1 851</b>	<b>512</b>	<b>51 363</b>	<b>26 164</b>	<b>25 199</b>
	Şehir	89	33 986	17 231	16 755	1 764	948	86	33 537	16 983	16 554
	Köy	426	17 826	9 181	8 645	1 261	903	426	17 826	9 181	8 645
TRC13 Kilis	<b>Toplam</b>	<b>98</b>	<b>11 052</b>	<b>5 706</b>	<b>5 346</b>	<b>588</b>	<b>360</b>	<b>96</b>	<b>10 726</b>	<b>5 538</b>	<b>5 188</b>
	Şehir	27	8 231	4 234	3 997	409	206	25	7 905	4 066	3 839
	Köy	71	2 821	1 472	1 349	179	154	71	2 821	1 472	1 349
TRC21 Şanlıurfa	<b>Toplam</b>	<b>1 327</b>	<b>231 070</b>	<b>117 258</b>	<b>113 812</b>	<b>8 448</b>	<b>7 328</b>	<b>1 317</b>	<b>229 509</b>	<b>116 359</b>	<b>113 150</b>
	Şehir	1 327	231 070	117 258	113 812	8 448	7 328	1 317	229 509	116 359	113 150
	Köy	-	-	-	-	-	-	-	-	-	-
TRC22 Diyarbakır	<b>Toplam</b>	<b>994</b>	<b>168 767</b>	<b>86 202</b>	<b>82 565</b>	<b>7 350</b>	<b>5 923</b>	<b>975</b>	<b>165 642</b>	<b>84 425</b>	<b>81 217</b>
	Şehir	994	168 767	86 202	82 565	7 350	5 923	975	165 642	84 425	81 217
	Köy	-	-	-	-	-	-	-	-	-	-
TRC31 Mardin	<b>Toplam</b>	<b>612</b>	<b>84 999</b>	<b>43 139</b>	<b>41 860</b>	<b>3 741</b>	<b>3 023</b>	<b>608</b>	<b>84 481</b>	<b>42 868</b>	<b>41 613</b>
	Şehir	612	84 999	43 139	41 860	3 741	3 023	608	84 481	42 868	41 613
	Köy	-	-	-	-	-	-	-	-	-	-
TRC32 Batman	<b>Toplam</b>	<b>407</b>	<b>62 686</b>	<b>32 036</b>	<b>30 650</b>	<b>2 623</b>	<b>2 645</b>	<b>399</b>	<b>61 740</b>	<b>31 486</b>	<b>30 254</b>
	Şehir	84	47 984	24 483	23 501	1 877	1 421	76	47 038	23 933	23 105
	Köy	323	14 702	7 553	7 149	746	1 224	323	14 702	7 553	7 149
TRC33 Şırnak	<b>Toplam</b>	<b>299</b>	<b>62 856</b>	<b>32 239</b>	<b>30 617</b>	<b>2 024</b>	<b>1 699</b>	<b>296</b>	<b>62 414</b>	<b>31 988</b>	<b>30 426</b>
	Şehir	64	37 861	19 394	18 467	1 144	693	61	37 419	19 143	18 276
	Köy	235	24 995	12 845	12 150	880	1 006	235	24 995	12 845	12 150
TRC34 Siirt	<b>Toplam</b>	<b>310</b>	<b>36 808</b>	<b>18 683</b>	<b>18 125</b>	<b>1 847</b>	<b>1 721</b>	<b>309</b>	<b>36 633</b>	<b>18 590</b>	<b>18 043</b>
	Şehir	52	21 730	11 066	10 664	1 018	762	51	21 555	10 973	10 582
	Köy	258	15 078	7 617	7 461	829	959	258	15 078	7 617	7 461

(1) Toplam öğretmen, kadrolu öğretmenleri kapsar.



2.5.a Number of schools, students, teachers and classrooms in public and private primary schools by settlement place according to Statistical Regions Level 3 (continued)

[Beginning of the educational year 2014/15]

Public		Özel - Private								
Öğretmen <sup>(1)</sup> Teacher <sup>(1)</sup>	Derslik Classroom	Okul School	Öğrenci - Student			Öğretmen <sup>(1)</sup> Teacher <sup>(1)</sup>	Derslik Classroom		SR Level 3	
			Toplam Total	Erkek Male	Kadın Female					
3 379	2 354	9	1 561	815	746	155	130	<b>Total</b>	Malatya TRB11	
3 379	2 354	9	1 561	815	746	155	130	City		
-	-	-	-	-	-	-	-	Village		
2 275	1 669	7	627	340	287	54	65	<b>Total</b>	Elazığ TRB12	
1 722	1 007	7	627	340	287	54	65	City		
553	662	-	-	-	-	-	-	Village		
1 149	1 051	1	164	95	69	13	-	<b>Total</b>	Bingöl TRB13	
688	482	1	164	95	69	13	-	City		
461	569	-	-	-	-	-	-	Village		
261	240	2	267	142	125	32	33	<b>Total</b>	Tunceli TRB14	
209	184	2	267	142	125	32	33	City		
52	56	-	-	-	-	-	-	Village		
5 012	4 931	6	1 375	754	621	120	110	<b>Total</b>	Van TRB21	
5 012	4 931	6	1 375	754	621	120	110	City		
-	-	-	-	-	-	-	-	Village		
2 153	2 424	1	152	78	74	14	12	<b>Total</b>	Muş TRB22	
855	773	-	-	-	-	-	-	City		
1 298	1 651	1	152	78	74	14	12	Village		
1 699	2 161	2	151	84	67	21	18	<b>Total</b>	Bitlis TRB23	
930	954	2	151	84	67	21	18	City		
769	1 207	-	-	-	-	-	-	Village		
1 125	1 069	2	216	127	89	23	17	<b>Total</b>	Hakkari TRB24	
695	427	2	216	127	89	23	17	City		
430	642	-	-	-	-	-	-	Village		
7 735	5 094	15	3 721	1 963	1 758	340	139	<b>Total</b>	Gaziantep TRC11	
7 735	5 094	15	3 721	1 963	1 758	340	139	City		
-	-	-	-	-	-	-	-	Village		
2 995	1 816	3	449	248	201	30	35	<b>Total</b>	Adıyaman TRC12	
1 734	913	3	449	248	201	30	35	City		
1 261	903	-	-	-	-	-	-	Village		
567	360	2	326	168	158	21	-	<b>Total</b>	Kilis TRC13	
388	206	2	326	168	158	21	-	City		
179	154	-	-	-	-	-	-	Village		
8 331	7 184	10	1 561	899	662	117	144	<b>Total</b>	Şanlıurfa TRC21	
8 331	7 184	10	1 561	899	662	117	144	City		
-	-	-	-	-	-	-	-	Village		
7 104	5 653	19	3 125	1 777	1 348	246	270	<b>Total</b>	Diyarbakır TRC22	
7 104	5 653	19	3 125	1 777	1 348	246	270	City		
-	-	-	-	-	-	-	-	Village		
3 694	2 982	4	518	271	247	47	41	<b>Total</b>	Mardin TRC31	
3 694	2 982	4	518	271	247	47	41	City		
-	-	-	-	-	-	-	-	Village		
2 526	2 469	8	946	550	396	97	176	<b>Total</b>	Batman TRC32	
1 780	1 245	8	946	550	396	97	176	City		
746	1 224	-	-	-	-	-	-	Village		
1 987	1 655	3	442	251	191	37	44	<b>Total</b>	Şırnak TRC33	
1 107	649	3	442	251	191	37	44	City		
880	1 006	-	-	-	-	-	-	Village		
1 835	1 702	1	175	93	82	12	19	<b>Total</b>	Siirt TRC34	
1 006	743	1	175	93	82	12	19	City		
829	959	-	-	-	-	-	-	Village		

(1) Total of teachers includes permanent teaching staff.

2.5.b İstatistikî Bölge Birimleri Sınıflaması 3. düzey resmi - özel ayrımında, yerleşim yerine göre ortaokullarda, okul, öğrenci, öğretmen ve derslik sayısı

[2014/15 Öğretim yılı başı ]

İBBS 3. Düzey		Toplam - Total						Resmi -			
		Öğrenci - Student						Öğrenci - Student			
		Okul School	Toplam Total	Erkek Male	Kadın Female	Öğretmen <sup>(1)</sup> Teacher <sup>(1)</sup>	Derslik Classroom	Okul School	Toplam Total	Erkek Male	Kadın Female
TR Türkiye	Toplam	16 969	5 278 107	2 670 118	2 607 989	296 065	147 693	15 858	4 754 540	2 443 857	2 310 683
	Şehir	14 172	4 954 178	2 505 439	2 448 739	272 335	132 457	13 070	4 432 085	2 279 951	2 152 134
	Köy	2 797	323 929	164 679	159 250	23 730	15 236	2 788	322 455	163 906	158 549
TR100 İstanbul	Toplam	1 487	925 225	467 489	457 736	38 611	19 328	1 159	782 594	404 330	378 264
	Şehir	1 487	925 225	467 489	457 736	38 611	19 328	1 159	782 594	404 330	378 264
	Köy	-	-	-	-	-	-	-	-	-	-
TR211 Tekirdağ	Toplam	143	53 060	27 297	25 763	2 458	1 360	133	47 926	25 067	22 859
	Şehir	143	53 060	27 297	25 763	2 458	1 360	133	47 926	25 067	22 859
	Köy	-	-	-	-	-	-	-	-	-	-
TR212 Edirne	Toplam	94	17 904	9 126	8 778	1 239	653	89	16 355	8 416	7 939
	Şehir	59	15 110	7 684	7 426	1 022	533	54	13 561	6 974	6 587
	Köy	35	2 794	1 442	1 352	217	120	35	2 794	1 442	1 352
TR213 Kırklareli	Toplam	77	16 121	8 132	7 989	948	699	72	14 750	7 524	7 226
	Şehir	45	13 422	6 730	6 692	755	502	40	12 051	6 122	5 929
	Köy	32	2 699	1 402	1 297	193	197	32	2 699	1 402	1 297
TR221 Balıkesir	Toplam	244	59 646	29 982	29 664	4 198	2 160	233	54 317	27 870	26 447
	Şehir	244	59 646	29 982	29 664	4 198	2 160	233	54 317	27 870	26 447
	Köy	-	-	-	-	-	-	-	-	-	-
TR222 Çanakkale	Toplam	100	23 010	11 668	11 342	1 620	772	96	20 992	10 862	10 130
	Şehir	51	17 159	8 658	8 501	1 099	508	48	15 293	7 930	7 363
	Köy	49	5 851	3 010	2 841	521	264	48	5 699	2 932	2 767
TR310 İzmir	Toplam	584	225 458	113 397	112 061	14 084	6 204	513	189 556	97 368	92 188
	Şehir	584	225 458	113 397	112 061	14 084	6 204	513	189 556	97 368	92 188
	Köy	-	-	-	-	-	-	-	-	-	-
TR321 Aydın	Toplam	236	56 671	28 701	27 970	4 144	2 482	218	50 899	26 130	24 769
	Şehir	236	56 671	28 701	27 970	4 144	2 482	218	50 899	26 130	24 769
	Köy	-	-	-	-	-	-	-	-	-	-
TR322 Denizli	Toplam	241	57 840	29 464	28 376	4 191	1 873	227	53 173	27 405	25 768
	Şehir	241	57 840	29 464	28 376	4 191	1 873	227	53 173	27 405	25 768
	Köy	-	-	-	-	-	-	-	-	-	-
TR323 Muğla	Toplam	227	47 396	23 955	23 441	3 438	1 860	208	41 025	21 115	19 910
	Şehir	227	47 396	23 955	23 441	3 438	1 860	208	41 025	21 115	19 910
	Köy	-	-	-	-	-	-	-	-	-	-
TR331 Manisa	Toplam	332	79 911	40 681	39 230	5 082	2 864	315	73 033	37 600	35 433
	Şehir	332	79 911	40 681	39 230	5 082	2 864	315	73 033	37 600	35 433
	Köy	-	-	-	-	-	-	-	-	-	-
TR332 Afyonkarahisar	Toplam	272	44 272	22 698	21 574	2 907	1 716	265	42 080	21 682	20 398
	Şehir	119	28 705	14 935	13 770	1 837	996	112	26 513	13 919	12 594
	Köy	153	15 567	7 763	7 804	1 070	720	153	15 567	7 763	7 804
TR333 Kütahya	Toplam	164	30 946	15 662	15 284	2 150	1 365	154	27 777	14 376	13 401
	Şehir	93	25 074	12 665	12 409	1 630	797	83	21 905	11 379	10 526
	Köy	71	5 872	2 997	2 875	520	568	71	5 872	2 997	2 875
TR334 Uşak	Toplam	88	19 904	10 023	9 881	1 410	848	86	18 389	9 429	8 960
	Şehir	43	16 155	8 166	7 989	1 071	552	41	14 640	7 572	7 068
	Köy	45	3 749	1 857	1 892	339	296	45	3 749	1 857	1 892
TR411 Bursa	Toplam	513	171 100	86 620	84 480	9 103	3 480	476	152 044	78 674	73 370
	Şehir	513	171 100	86 620	84 480	9 103	3 480	476	152 044	78 674	73 370
	Köy	-	-	-	-	-	-	-	-	-	-

Not. Açıköğretim öğrenci sayıları 2014 yılı içerisinde 3 dönem sonu itibarıyla yeni kayıt yaptırılan ve kayıt yenileyen aktif öğrencileri kapsar.

(1) Toplam öğretmen, kadrolu öğretmenleri kapsar.

2.5.b Number of schools, students, teachers and classrooms in public and private lower secondary schools by settlement place according to Statistical Regions Level 3

[Beginning of the educational year 2014/'15]

Public		Özel - Private						Açık Öğretim Ortaokulu Open Lower Secondary School					SR Level 3
		Öğrenci - Student						Öğrenci - Student			Total		
Öğretmen <sup>(1)</sup> Teacher <sup>(1)</sup>	Derslik Classroom	Okul School	Toplam Total	Erkek Male	Kadın Female	Öğretmen <sup>(1)</sup> Teacher <sup>(1)</sup>	Derslik Classroom	Toplam Total	Erkek Male	Kadın Female			
273 049	137 351	1 111	208 424	112 613	95 811	23 016	10 342	315 143	113 648	201 495	Total	Turkey TR	
249 468	122 136	1 102	206 950	111 840	95 110	22 867	10 321	315 143	113 648	201 495	City		
23 581	15 215	9	1 474	773	701	149	21	-	-	-	Village		
31 482	16 141	328	61 412	32 785	28 627	7 129	3 187	81 219	30 374	50 845	Total	İstanbul TR100	
31 482	16 141	328	61 412	32 785	28 627	7 129	3 187	81 219	30 374	50 845	City		
-	-	-	-	-	-	-	-	-	-	-	Village		
2 289	1 321	10	1 479	773	706	169	39	3 655	1 457	2 198	Total	Tekirdağ TR211	
2 289	1 321	10	1 479	773	706	169	39	3 655	1 457	2 198	City		
-	-	-	-	-	-	-	-	-	-	-	Village		
1 141	653	5	725	409	316	98	-	824	301	523	Total	Edirne TR212	
924	533	5	725	409	316	98	-	824	301	523	City		
217	120	-	-	-	-	-	-	-	-	-	Village		
886	653	5	369	190	179	62	46	1 002	418	584	Total	Kırklareli TR213	
693	456	5	369	190	179	62	46	1 002	418	584	City		
193	197	-	-	-	-	-	-	-	-	-	Village		
3 952	2 098	11	1 816	993	823	246	62	3 513	1 119	2 394	Total	Balıkesir TR221	
3 952	2 098	11	1 816	993	823	246	62	3 513	1 119	2 394	City		
-	-	-	-	-	-	-	-	-	-	-	Village		
1 543	761	4	580	292	288	77	11	1 438	514	924	Total	Çanakkale TR222	
1 039	497	3	428	214	214	60	11	1 438	514	924	City		
504	264	1	152	78	74	17	-	-	-	-	Village		
12 543	5 383	71	13 031	6 944	6 087	1 541	821	22 871	9 085	13 786	Total	İzmir TR310	
12 543	5 383	71	13 031	6 944	6 087	1 541	821	22 871	9 085	13 786	City		
-	-	-	-	-	-	-	-	-	-	-	Village		
3 849	2 259	18	2 960	1 606	1 354	295	223	2 812	965	1 847	Total	Aydın TR321	
3 849	2 259	18	2 960	1 606	1 354	295	223	2 812	965	1 847	City		
-	-	-	-	-	-	-	-	-	-	-	Village		
3 954	1 814	14	2 066	1 091	975	237	59	2 601	968	1 633	Total	Denizli TR322	
3 954	1 814	14	2 066	1 091	975	237	59	2 601	968	1 633	City		
-	-	-	-	-	-	-	-	-	-	-	Village		
3 079	1 703	19	3 074	1 586	1 488	359	157	3 297	1 254	2 043	Total	Muğla TR323	
3 079	1 703	19	3 074	1 586	1 488	359	157	3 297	1 254	2 043	City		
-	-	-	-	-	-	-	-	-	-	-	Village		
4 747	2 699	17	3 088	1 710	1 378	335	165	3 790	1 371	2 419	Total	Manisa TR331	
4 747	2 699	17	3 088	1 710	1 378	335	165	3 790	1 371	2 419	City		
-	-	-	-	-	-	-	-	-	-	-	Village		
2 807	1 655	7	734	412	322	100	61	1 458	604	854	Total	AfyonkarahisarTR332	
1 737	935	7	734	412	322	100	61	1 458	604	854	City		
1 070	720	-	-	-	-	-	-	-	-	-	Village		
1 977	1 274	10	1 730	975	755	173	91	1 439	311	1 128	Total	Kütahya TR333	
1 457	706	10	1 730	975	755	173	91	1 439	311	1 128	City		
520	568	-	-	-	-	-	-	-	-	-	Village		
1 367	812	2	480	256	224	43	36	1 035	338	697	Total	Uşak TR334	
1 028	516	2	480	256	224	43	36	1 035	338	697	City		
339	296	-	-	-	-	-	-	-	-	-	Village		
8 137	3 237	37	8 284	4 448	3 836	966	243	10 772	3 498	7 274	Total	Bursa TR411	
8 137	3 237	37	8 284	4 448	3 836	966	243	10 772	3 498	7 274	City		
-	-	-	-	-	-	-	-	-	-	-	Village		

Note. The number of open education students include the active students who are new entrants or who have renewed registration as of the end of 3 semesters in 2014.

(1) Total of teachers includes permanent teaching staff.

## 2.5.b İstatistikî Bölge Birimleri Sınıflaması 3. düzey resmi - özel ayrımında, yerleşim yerine göre ortaokullarda, okul, öğrenci, öğretmen ve derslik sayısı (devam)

[2014/15 Öğretim yılı başı ]

İBBS 3. Düzey		Toplam - Total						Resmi -				
		Okul School	Öğrenci - Student			Öğretmen <sup>(1)</sup> Teacher <sup>(1)</sup>	Derslik Classroom	Okul School	Öğrenci - Student			
			Toplam Total	Erkek Male	Kadın Female				Toplam Total	Erkek Male	Kadın Female	
TR412 Eskişehir	<b>Toplam</b>	<b>120</b>	<b>41 800</b>	<b>20 964</b>	<b>20 836</b>	<b>2 826</b>	<b>1 173</b>	<b>113</b>	<b>37 628</b>	<b>19 269</b>	<b>18 359</b>	
	Şehir	120	41 800	20 964	20 836	2 826	1 173	113	37 628	19 269	18 359	
	Köy	-	-	-	-	-	-	-	-	-	-	
TR413 Bilecik	<b>Toplam</b>	<b>53</b>	<b>11 492</b>	<b>5 779</b>	<b>5 713</b>	<b>641</b>	<b>351</b>	<b>51</b>	<b>10 457</b>	<b>5 386</b>	<b>5 071</b>	
	Şehir	40	10 484	5 263	5 221	554	290	38	9 449	4 870	4 579	
	Köy	13	1 008	516	492	87	61	13	1 008	516	492	
TR421 Kocaeli	<b>Toplam</b>	<b>292</b>	<b>113 910</b>	<b>57 288</b>	<b>56 622</b>	<b>6 022</b>	<b>3 736</b>	<b>266</b>	<b>101 166</b>	<b>52 302</b>	<b>48 864</b>	
	Şehir	292	113 910	57 288	56 622	6 022	3 736	266	101 166	52 302	48 864	
	Köy	-	-	-	-	-	-	-	-	-	-	
TR422 Sakarya	<b>Toplam</b>	<b>236</b>	<b>61 308</b>	<b>30 756</b>	<b>30 552</b>	<b>3 337</b>	<b>2 536</b>	<b>221</b>	<b>54 080</b>	<b>27 857</b>	<b>26 223</b>	
	Şehir	236	61 308	30 756	30 552	3 337	2 536	221	54 080	27 857	26 223	
	Köy	-	-	-	-	-	-	-	-	-	-	
TR423 Düzce	<b>Toplam</b>	<b>108</b>	<b>22 629</b>	<b>11 076</b>	<b>11 553</b>	<b>1 348</b>	<b>647</b>	<b>105</b>	<b>20 644</b>	<b>10 465</b>	<b>10 179</b>	
	Şehir	59	17 188	8 370	8 818	957	466	59	15 753	8 039	7 714	
	Köy	49	5 441	2 706	2 735	391	181	46	4 891	2 426	2 465	
TR424 Bolu	<b>Toplam</b>	<b>70</b>	<b>15 307</b>	<b>7 581</b>	<b>7 726</b>	<b>1 035</b>	<b>221</b>	<b>66</b>	<b>14 086</b>	<b>7 177</b>	<b>6 909</b>	
	Şehir	53	13 444	6 655	6 789	856	197	49	12 223	6 251	5 972	
	Köy	17	1 863	926	937	179	24	17	1 863	926	937	
TR425 Yalova	<b>Toplam</b>	<b>59</b>	<b>13 303</b>	<b>6 466</b>	<b>6 837</b>	<b>888</b>	<b>354</b>	<b>55</b>	<b>11 225</b>	<b>5 792</b>	<b>5 433</b>	
	Şehir	35	10 825	5 207	5 618	679	274	31	8 747	4 533	4 214	
	Köy	24	2 478	1 259	1 219	209	80	24	2 478	1 259	1 219	
TR510 Ankara	<b>Toplam</b>	<b>678</b>	<b>306 973</b>	<b>154 450</b>	<b>152 523</b>	<b>19 269</b>	<b>8 870</b>	<b>553</b>	<b>264 168</b>	<b>135 595</b>	<b>128 573</b>	
	Şehir	678	306 973	154 450	152 523	19 269	8 870	553	264 168	135 595	128 573	
	Köy	-	-	-	-	-	-	-	-	-	-	
TR521 Konya	<b>Toplam</b>	<b>549</b>	<b>147 275</b>	<b>74 853</b>	<b>72 422</b>	<b>9 322</b>	<b>4 891</b>	<b>521</b>	<b>134 535</b>	<b>69 244</b>	<b>65 291</b>	
	Şehir	549	147 275	74 853	72 422	9 322	4 891	521	134 535	69 244	65 291	
	Köy	-	-	-	-	-	-	-	-	-	-	
TR522 Karaman	<b>Toplam</b>	<b>72</b>	<b>15 689</b>	<b>8 007</b>	<b>7 682</b>	<b>1 018</b>	<b>644</b>	<b>69</b>	<b>14 188</b>	<b>7 318</b>	<b>6 870</b>	
	Şehir	44	12 868	6 568	6 300	836	539	41	11 367	5 879	5 488	
	Köy	28	2 821	1 439	1 382	182	105	28	2 821	1 439	1 382	
TR611 Antalya	<b>Toplam</b>	<b>482</b>	<b>138 819</b>	<b>70 262</b>	<b>68 557</b>	<b>8 174</b>	<b>3 585</b>	<b>441</b>	<b>120 906</b>	<b>62 428</b>	<b>58 478</b>	
	Şehir	482	138 819	70 262	68 557	8 174	3 585	441	120 906	62 428	58 478	
	Köy	-	-	-	-	-	-	-	-	-	-	
TR612 Isparta	<b>Toplam</b>	<b>143</b>	<b>23 265</b>	<b>11 869</b>	<b>11 396</b>	<b>1 828</b>	<b>1 299</b>	<b>140</b>	<b>21 472</b>	<b>11 130</b>	<b>10 342</b>	
	Şehir	79	19 118	9 762	9 356	1 381	894	76	17 325	9 023	8 302	
	Köy	64	4 147	2 107	2 040	447	405	64	4 147	2 107	2 040	
TR613 Burdur	<b>Toplam</b>	<b>88</b>	<b>13 648</b>	<b>7 018</b>	<b>6 630</b>	<b>1 142</b>	<b>647</b>	<b>86</b>	<b>12 896</b>	<b>6 722</b>	<b>6 174</b>	
	Şehir	49	10 703	5 468	5 235	812	498	47	9 951	5 172	4 779	
	Köy	39	2 945	1 550	1 395	330	149	39	2 945	1 550	1 395	
TR621 Adana	<b>Toplam</b>	<b>365</b>	<b>153 928</b>	<b>78 169</b>	<b>75 759</b>	<b>7 908</b>	<b>3 526</b>	<b>346</b>	<b>141 997</b>	<b>72 918</b>	<b>69 079</b>	
	Şehir	365	153 928	78 169	75 759	7 908	3 526	346	141 997	72 918	69 079	
	Köy	-	-	-	-	-	-	-	-	-	-	
TR622 Mersin	<b>Toplam</b>	<b>375</b>	<b>117 700</b>	<b>59 786</b>	<b>57 914</b>	<b>7 256</b>	<b>2 270</b>	<b>350</b>	<b>109 044</b>	<b>56 283</b>	<b>52 761</b>	
	Şehir	375	117 700	59 786	57 914	7 256	2 270	350	109 044	56 283	52 761	
	Köy	-	-	-	-	-	-	-	-	-	-	
TR631 Hatay	<b>Toplam</b>	<b>421</b>	<b>117 354</b>	<b>59 018</b>	<b>58 336</b>	<b>5 992</b>	<b>2 991</b>	<b>406</b>	<b>109 377</b>	<b>55 884</b>	<b>53 493</b>	
	Şehir	421	117 354	59 018	58 336	5 992	2 991	406	109 377	55 884	53 493	
	Köy	-	-	-	-	-	-	-	-	-	-	
TR632 Kahramanmaraş	<b>Toplam</b>	<b>306</b>	<b>89 792</b>	<b>45 742</b>	<b>44 050</b>	<b>5 103</b>	<b>2 501</b>	<b>298</b>	<b>83 805</b>	<b>43 104</b>	<b>40 701</b>	
	Şehir	306	89 792	45 742	44 050	5 103	2 501	298	83 805	43 104	40 701	
	Köy	-	-	-	-	-	-	-	-	-	-	

Not. Açıköğretim öğrenci sayıları 2014 yılı içerisinde 3 dönem sonu itibarıyla yeni kayıt yaptırılan ve kayıt yenileyen aktif öğrencileri kapsar.

(1) Toplam öğretmen, kadrolu öğretmenleri kapsar.

2.5.b Number of schools, students, teachers and classrooms in public and private lower secondary schools by settlement place according to Statistical Regions Level 3  
(continued)

[Beginning of the educational year 2014/15]

Public		Özel - Private						Açık Öğretim Ortaokulu Open Lower Secondary School			SR Level 3	
Öğretmen <sup>(1)</sup> Teacher <sup>(1)</sup>	Derslik Classroom	Okul School	Öğrenci - Student			Öğretmen <sup>(1)</sup> Teacher <sup>(1)</sup>	Derslik Classroom	Öğrenci - Student				
			Toplam Total	Erkek Male	Kadın Female			Toplam Total	Erkek Male	Kadın Female		
2 643	1 141	7	1 799	968	831	183	32	2 373	727	1 646	<b>Total</b>	Eskişehir TR412
2 643	1 141	7	1 799	968	831	183	32	2 373	727	1 646	City	
-	-	-	-	-	-	-	-	-	-	-	Village	
597	331	2	310	177	133	44	20	725	216	509	<b>Total</b>	Bilecik TR413
510	270	2	310	177	133	44	20	725	216	509	City	
87	61	-	-	-	-	-	-	-	-	-	Village	
5 537	3 568	26	4 215	2 301	1 914	485	168	8 529	2 685	5 844	<b>Total</b>	Kocaeli TR421
5 537	3 568	26	4 215	2 301	1 914	485	168	8 529	2 685	5 844	City	
-	-	-	-	-	-	-	-	-	-	-	Village	
3 008	2 383	15	3 326	1 828	1 498	329	153	3 902	1 071	2 831	<b>Total</b>	Sakarya TR422
3 008	2 383	15	3 326	1 828	1 498	329	153	3 902	1 071	2 831	City	
-	-	-	-	-	-	-	-	-	-	-	Village	
1 295	647	3	550	280	270	53	-	1 435	331	1 104	<b>Total</b>	Düzce TR423
957	466	-	-	-	-	-	-	1 435	331	1 104	City	
338	181	3	550	280	270	53	-	-	-	-	Village	
988	199	4	179	98	81	47	22	1 042	306	736	<b>Total</b>	Bolu TR424
809	175	4	179	98	81	47	22	1 042	306	736	City	
179	24	-	-	-	-	-	-	-	-	-	Village	
823	333	4	750	412	338	65	21	1 328	262	1 066	<b>Total</b>	Yalova TR425
614	253	4	750	412	338	65	21	1 328	262	1 066	City	
209	80	-	-	-	-	-	-	-	-	-	Village	
16 411	7 311	125	25 440	13 612	11 828	2 858	1 559	17 365	5 243	12 122	<b>Total</b>	Ankara TR510
16 411	7 311	125	25 440	13 612	11 828	2 858	1 559	17 365	5 243	12 122	City	
-	-	-	-	-	-	-	-	-	-	-	Village	
8 756	4 623	28	5 634	3 042	2 592	566	268	7 106	2 567	4 539	<b>Total</b>	Konya TR521
8 756	4 623	28	5 634	3 042	2 592	566	268	7 106	2 567	4 539	City	
-	-	-	-	-	-	-	-	-	-	-	Village	
941	557	3	876	461	415	77	87	625	228	397	<b>Total</b>	Karaman TR522
759	452	3	876	461	415	77	87	625	228	397	City	
182	105	-	-	-	-	-	-	-	-	-	Village	
7 320	3 053	41	7 872	4 233	3 639	854	532	10 041	3 601	6 440	<b>Total</b>	Antalya TR611
7 320	3 053	41	7 872	4 233	3 639	854	532	10 041	3 601	6 440	City	
-	-	-	-	-	-	-	-	-	-	-	Village	
1 769	1 255	3	560	325	235	59	44	1 233	414	819	<b>Total</b>	Isparta TR612
1 322	850	3	560	325	235	59	44	1 233	414	819	City	
447	405	-	-	-	-	-	-	-	-	-	Village	
1 113	647	2	185	93	92	29	-	567	203	364	<b>Total</b>	Burdur TR613
783	498	2	185	93	92	29	-	567	203	364	City	
330	149	-	-	-	-	-	-	-	-	-	Village	
7 462	3 370	19	5 410	2 906	2 504	446	156	6 521	2 345	4 176	<b>Total</b>	Adana TR621
7 462	3 370	19	5 410	2 906	2 504	446	156	6 521	2 345	4 176	City	
-	-	-	-	-	-	-	-	-	-	-	Village	
6 829	2 072	25	3 397	1 816	1 581	427	198	5 259	1 687	3 572	<b>Total</b>	Mersin TR622
6 829	2 072	25	3 397	1 816	1 581	427	198	5 259	1 687	3 572	City	
-	-	-	-	-	-	-	-	-	-	-	Village	
5 692	2 817	15	2 817	1 518	1 299	300	174	5 160	1 616	3 544	<b>Total</b>	Hatay TR631
5 692	2 817	15	2 817	1 518	1 299	300	174	5 160	1 616	3 544	City	
-	-	-	-	-	-	-	-	-	-	-	Village	
4 969	2 428	8	2 482	1 369	1 113	134	73	3 505	1 269	2 236	<b>Total</b>	Kahramanmaraş TR632
4 969	2 428	8	2 482	1 369	1 113	134	73	3 505	1 269	2 236	City	
-	-	-	-	-	-	-	-	-	-	-	Village	

Note. The number of open education students include the active students who are new entrants or who have renewed registration as of the end of 3 semesters in 2014.

(1) Total of teachers includes permanent teaching staff.

2.5.b İstatistiki Bölge Birimleri Sınıflaması 3. düzey resmi - özel ayrımında, yerleşim yerine göre ortaokullarda, okul, öğrenci, öğretmen ve derslik sayısı (devam)

[2014/15 Öğretim yılı başı ]

İBBS 3. Düzey		Toplam - Total						Resmi -			
		Okul School	Öğrenci - Student			Öğretmen <sup>(1)</sup> Teacher <sup>(1)</sup>	Derslik Classroom	Okul School	Öğrenci - Student		
			Toplam Total	Erkek Male	Kadın Female				Toplam Total	Erkek Male	Kadın Female
TR633 Osmaniye	<b>Toplam</b>	<b>126</b>	<b>39 105</b>	<b>19 952</b>	<b>19 153</b>	<b>2 353</b>	<b>1 071</b>	<b>117</b>	<b>35 608</b>	<b>18 279</b>	<b>17 329</b>
	Şehir	75	33 076	16 852	16 224	1 952	853	66	29 579	15 179	14 400
	Köy	51	6 029	3 100	2 929	401	218	51	6 029	3 100	2 929
TR711 Kırıkkale	<b>Toplam</b>	<b>73</b>	<b>16 604</b>	<b>8 298</b>	<b>8 306</b>	<b>1 181</b>	<b>696</b>	<b>66</b>	<b>14 726</b>	<b>7 510</b>	<b>7 216</b>
	Şehir	55	15 470	7 716	7 754	1 076	672	48	13 592	6 928	6 664
	Köy	18	1 134	582	552	105	24	18	1 134	582	552
TR712 Aksaray	<b>Toplam</b>	<b>135</b>	<b>26 939</b>	<b>13 703</b>	<b>13 236</b>	<b>1 719</b>	<b>1 209</b>	<b>131</b>	<b>24 860</b>	<b>12 789</b>	<b>12 071</b>
	Şehir	64	18 484	9 438	9 046	1 134	720	60	16 405	8 524	7 881
	Köy	71	8 455	4 265	4 190	585	489	71	8 455	4 265	4 190
TR713 Niğde	<b>Toplam</b>	<b>125</b>	<b>24 603</b>	<b>12 538</b>	<b>12 065</b>	<b>1 660</b>	<b>1 540</b>	<b>122</b>	<b>23 294</b>	<b>11 937</b>	<b>11 357</b>
	Şehir	45	14 827	7 559	7 268	959	763	42	13 518	6 958	6 560
	Köy	80	9 776	4 979	4 797	701	777	80	9 776	4 979	4 797
TR714 Nevşehir	<b>Toplam</b>	<b>103</b>	<b>18 120</b>	<b>9 221</b>	<b>8 899</b>	<b>1 329</b>	<b>1 005</b>	<b>100</b>	<b>16 380</b>	<b>8 407</b>	<b>7 973</b>
	Şehir	42	12 331	6 244	6 087	837	478	40	10 918	5 601	5 317
	Köy	61	5 789	2 977	2 812	492	527	60	5 462	2 806	2 656
TR715 Kırşehir	<b>Toplam</b>	<b>68</b>	<b>13 038</b>	<b>6 631</b>	<b>6 407</b>	<b>1 099</b>	<b>462</b>	<b>66</b>	<b>12 280</b>	<b>6 295</b>	<b>5 985</b>
	Şehir	39	11 340	5 811	5 529	838	356	37	10 582	5 475	5 107
	Köy	29	1 698	820	878	261	106	29	1 698	820	878
TR721 Kayseri	<b>Toplam</b>	<b>272</b>	<b>94 772</b>	<b>47 705</b>	<b>47 067</b>	<b>5 243</b>	<b>1 960</b>	<b>256</b>	<b>84 647</b>	<b>43 458</b>	<b>41 189</b>
	Şehir	272	94 772	47 705	47 067	5 243	1 960	256	84 647	43 458	41 189
	Köy	-	-	-	-	-	-	-	-	-	-
TR722 Sivas	<b>Toplam</b>	<b>207</b>	<b>40 552</b>	<b>20 290</b>	<b>20 262</b>	<b>2 926</b>	<b>1 635</b>	<b>203</b>	<b>38 204</b>	<b>19 476</b>	<b>18 728</b>
	Şehir	118	33 072	16 553	16 519	2 267	1 296	114	30 724	15 739	14 985
	Köy	89	7 480	3 737	3 743	659	339	89	7 480	3 737	3 743
TR723 Yozgat	<b>Toplam</b>	<b>198</b>	<b>27 137</b>	<b>13 762</b>	<b>13 375</b>	<b>2 100</b>	<b>756</b>	<b>194</b>	<b>25 725</b>	<b>13 152</b>	<b>12 573</b>
	Şehir	85	19 319	9 828	9 491	1 244	442	81	17 907	9 218	8 689
	Köy	113	7 818	3 934	3 884	856	314	113	7 818	3 934	3 884
TR811 Zonguldak	<b>Toplam</b>	<b>136</b>	<b>34 544</b>	<b>17 427</b>	<b>17 117</b>	<b>2 046</b>	<b>1 584</b>	<b>130</b>	<b>31 636</b>	<b>16 247</b>	<b>15 389</b>
	Şehir	69	24 422	12 307	12 115	1 401	948	63	21 514	11 127	10 387
	Köy	67	10 122	5 120	5 002	645	636	67	10 122	5 120	5 002
TR812 Karabük	<b>Toplam</b>	<b>65</b>	<b>12 423</b>	<b>6 400</b>	<b>6 023</b>	<b>881</b>	<b>574</b>	<b>63</b>	<b>10 873</b>	<b>5 647</b>	<b>5 226</b>
	Şehir	55	11 603	5 980	5 623	802	515	53	10 053	5 227	4 826
	Köy	10	820	420	400	79	59	10	820	420	400
TR813 Bartın	<b>Toplam</b>	<b>50</b>	<b>10 395</b>	<b>5 188</b>	<b>5 207</b>	<b>727</b>	<b>542</b>	<b>47</b>	<b>9 460</b>	<b>4 843</b>	<b>4 617</b>
	Şehir	21	5 790	2 881	2 909	395	249	18	4 855	2 536	2 319
	Köy	29	4 605	2 307	2 298	332	293	29	4 605	2 307	2 298
TR821 Kastamonu	<b>Toplam</b>	<b>102</b>	<b>19 742</b>	<b>9 642</b>	<b>10 100</b>	<b>1 323</b>	<b>726</b>	<b>99</b>	<b>17 850</b>	<b>9 128</b>	<b>8 722</b>
	Şehir	65	16 095	7 831	8 264	989	569	62	14 203	7 317	6 886
	Köy	37	3 647	1 811	1 836	334	157	37	3 647	1 811	1 836
TR822 Çankırı	<b>Toplam</b>	<b>49</b>	<b>9 114</b>	<b>4 570</b>	<b>4 544</b>	<b>579</b>	<b>387</b>	<b>48</b>	<b>8 389</b>	<b>4 256</b>	<b>4 133</b>
	Şehir	40	8 605	4 323	4 282	540	355	39	7 880	4 009	3 871
	Köy	9	509	247	262	39	32	9	509	247	262
TR823 Sinop	<b>Toplam</b>	<b>49</b>	<b>11 369</b>	<b>5 696</b>	<b>5 673</b>	<b>711</b>	<b>420</b>	<b>47</b>	<b>10 432</b>	<b>5 364</b>	<b>5 068</b>
	Şehir	35	9 351	4 702	4 649	543	291	33	8 414	4 370	4 044
	Köy	14	2 018	994	1 024	168	129	14	2 018	994	1 024
TR831 Samsun	<b>Toplam</b>	<b>301</b>	<b>82 383</b>	<b>41 378</b>	<b>41 005</b>	<b>5 488</b>	<b>2 941</b>	<b>285</b>	<b>75 372</b>	<b>38 724</b>	<b>36 648</b>
	Şehir	301	82 383	41 378	41 005	5 488	2 941	285	75 372	38 724	36 648
	Köy	-	-	-	-	-	-	-	-	-	-

Not. Açıköğretim öğrenci sayıları 2014 yılı içerisinde 3 dönem sonu itibarıyla yeni kayıt yaptırılan ve kayıt yenileyen aktif öğrencileri kapsar.

(1) Toplam öğretmen, kadrolu öğretmenleri kapsar.

2.5.b Number of schools, students, teachers and classrooms in public and private lower secondary schools by settlement place according to Statistical Regions Level 3  
(continued)

[Beginning of the educational year 2014/15]

Public		Özel - Private						Açık Öğretim Ortaokulu Open Lower Secondary School					SR Level 3
Öğretmen <sup>(1)</sup> Teacher <sup>(1)</sup>	Derslik Classroom	Okul School	Öğrenci - Student			Öğretmen <sup>(1)</sup> Teacher <sup>(1)</sup>	Derslik Classroom	Öğrenci - Student					
			Toplam Total	Erkek Male	Kadın Female			Toplam Total	Erkek Male	Kadın Female			
2 168	1 014	9	2 047	1 144	903	185	57	1 450	529	921	<b>Total</b>	Osmaniye TR633	
1 767	796	9	2 047	1 144	903	185	57	1 450	529	921	City		
401	218	-	-	-	-	-	-	-	-	-	Village		
1 046	654	7	1 190	651	539	135	42	688	137	551	<b>Total</b>	Kırıkkale TR711	
941	630	7	1 190	651	539	135	42	688	137	551	City		
105	24	-	-	-	-	-	-	-	-	-	Village		
1 643	1 162	4	833	470	363	76	47	1 246	444	802	<b>Total</b>	Aksaray TR712	
1 058	673	4	833	470	363	76	47	1 246	444	802	City		
585	489	-	-	-	-	-	-	-	-	-	Village		
1 604	1 501	3	477	251	226	56	39	832	350	482	<b>Total</b>	Niğde TR713	
903	724	3	477	251	226	56	39	832	350	482	City		
701	777	-	-	-	-	-	-	-	-	-	Village		
1 252	971	3	1 146	611	535	77	34	594	203	391	<b>Total</b>	Nevşehir TR714	
780	458	2	819	440	379	57	20	594	203	391	City		
472	513	1	327	171	156	20	14	-	-	-	Village		
1 070	462	2	283	143	140	29	-	475	193	282	<b>Total</b>	Kırşehir TR715	
809	356	2	283	143	140	29	-	475	193	282	City		
261	106	-	-	-	-	-	-	-	-	-	Village		
4 885	1 864	16	3 862	2 116	1 746	358	96	6 263	2 131	4 132	<b>Total</b>	Kayseri TR721	
4 885	1 864	16	3 862	2 116	1 746	358	96	6 263	2 131	4 132	City		
-	-	-	-	-	-	-	-	-	-	-	Village		
2 835	1 611	4	665	356	309	91	24	1 683	458	1 225	<b>Total</b>	Sivas TR722	
2 176	1 272	4	665	356	309	91	24	1 683	458	1 225	City		
659	339	-	-	-	-	-	-	-	-	-	Village		
2 051	756	4	333	187	146	49	-	1 079	423	656	<b>Total</b>	Yozgat TR723	
1 195	442	4	333	187	146	49	-	1 079	423	656	City		
856	314	-	-	-	-	-	-	-	-	-	Village		
1 903	1 551	6	1 203	686	517	143	33	1 705	494	1 211	<b>Total</b>	Zonguldak TR811	
1 258	915	6	1 203	686	517	143	33	1 705	494	1 211	City		
645	636	-	-	-	-	-	-	-	-	-	Village		
836	566	2	410	225	185	45	8	1 140	528	612	<b>Total</b>	Karabük TR812	
757	507	2	410	225	185	45	8	1 140	528	612	City		
79	59	-	-	-	-	-	-	-	-	-	Village		
673	542	3	440	233	207	54	-	495	112	383	<b>Total</b>	Bartın TR813	
341	249	3	440	233	207	54	-	495	112	383	City		
332	293	-	-	-	-	-	-	-	-	-	Village		
1 270	695	3	318	166	152	53	31	1 574	348	1 226	<b>Total</b>	Kastamonu TR821	
936	538	3	318	166	152	53	31	1 574	348	1 226	City		
334	157	-	-	-	-	-	-	-	-	-	Village		
558	387	1	273	155	118	21	-	452	159	293	<b>Total</b>	Çankırı TR822	
519	355	1	273	155	118	21	-	452	159	293	City		
39	32	-	-	-	-	-	-	-	-	-	Village		
689	420	2	165	94	71	22	-	772	238	534	<b>Total</b>	Sinop TR823	
521	291	2	165	94	71	22	-	772	238	534	City		
168	129	-	-	-	-	-	-	-	-	-	Village		
5 135	2 811	16	2 344	1 282	1 062	353	130	4 667	1 372	3 295	<b>Total</b>	Samsun TR831	
5 135	2 811	16	2 344	1 282	1 062	353	130	4 667	1 372	3 295	City		
-	-	-	-	-	-	-	-	-	-	-	Village		

Note. The number of open education students include the active students who are new entrants or who have renewed registration as of the end of 3 semesters in 2014.

(1) Total of teachers includes permanent teaching staff.

## 2.5.b İstatistiki Bölge Birimleri Sınıflaması 3. düzey resmi - özel ayrımında, yerleşim yerine göre ortaokullarda, okul, öğrenci, öğretmen ve derslik sayısı (devam)

[2014/15 Öğretim yılı başı ]

İBBS 3. Düzey		Toplam - Total						Resmi -			
		Öğrenci - Student				Öğretmen <sup>(1)</sup> Teacher <sup>(1)</sup>	Derslik Classroom	Öğrenci - Student			
		Okul School	Toplam Total	Erkek Male	Kadın Female			Okul School	Toplam Total	Erkek Male	Kadın Female
TR832 Tokat	<b>Toplam</b>	<b>190</b>	<b>38 195</b>	<b>19 278</b>	<b>18 917</b>	<b>2 695</b>	<b>1 388</b>	<b>186</b>	<b>35 518</b>	<b>18 264</b>	<b>17 254</b>
	Şehir	96	29 484	14 919	14 565	1 923	881	92	26 807	13 905	12 902
	Köy	94	8 711	4 359	4 352	772	507	94	8 711	4 359	4 352
TR833 Çorum	<b>Toplam</b>	<b>147</b>	<b>33 328</b>	<b>16 323</b>	<b>17 005</b>	<b>2 261</b>	<b>958</b>	<b>143</b>	<b>30 493</b>	<b>15 510</b>	<b>14 983</b>
	Şehir	85	28 309	13 816	14 493	1 843	820	82	25 640	13 073	12 567
	Köy	62	5 019	2 507	2 512	418	138	61	4 853	2 437	2 416
TR834 Amasya	<b>Toplam</b>	<b>94</b>	<b>19 294</b>	<b>9 589</b>	<b>9 705</b>	<b>1 558</b>	<b>907</b>	<b>90</b>	<b>17 530</b>	<b>8 931</b>	<b>8 599</b>
	Şehir	66	16 092	7 978	8 114	1 274	710	62	14 328	7 320	7 008
	Köy	28	3 202	1 611	1 591	284	197	28	3 202	1 611	1 591
TR901 Trabzon	<b>Toplam</b>	<b>241</b>	<b>45 514</b>	<b>22 550</b>	<b>22 964</b>	<b>3 594</b>	<b>1 754</b>	<b>233</b>	<b>42 050</b>	<b>21 444</b>	<b>20 606</b>
	Şehir	241	45 514	22 550	22 964	3 594	1 754	233	42 050	21 444	20 606
	Köy	-	-	-	-	-	-	-	-	-	-
TR902 Ordu	<b>Toplam</b>	<b>206</b>	<b>43 278</b>	<b>21 775</b>	<b>21 503</b>	<b>3 010</b>	<b>1 666</b>	<b>201</b>	<b>41 006</b>	<b>20 929</b>	<b>20 077</b>
	Şehir	206	43 278	21 775	21 503	3 010	1 666	201	41 006	20 929	20 077
	Köy	-	-	-	-	-	-	-	-	-	-
TR903 Giresun	<b>Toplam</b>	<b>134</b>	<b>23 437</b>	<b>11 849</b>	<b>11 588</b>	<b>1 695</b>	<b>943</b>	<b>132</b>	<b>22 037</b>	<b>11 335</b>	<b>10 702</b>
	Şehir	67	18 617	9 375	9 242	1 227	807	66	17 317	8 916	8 401
	Köy	67	4 820	2 474	2 346	468	136	66	4 720	2 419	2 301
TR904 Rize	<b>Toplam</b>	<b>101</b>	<b>20 108</b>	<b>9 934</b>	<b>10 174</b>	<b>1 335</b>	<b>795</b>	<b>96</b>	<b>17 874</b>	<b>9 245</b>	<b>8 629</b>
	Şehir	57	16 915	8 235	8 680	967	557	53	14 757	7 597	7 160
	Köy	44	3 193	1 699	1 494	368	238	43	3 117	1 648	1 469
TR905 Artvin	<b>Toplam</b>	<b>65</b>	<b>8 837</b>	<b>4 409</b>	<b>4 428</b>	<b>765</b>	<b>347</b>	<b>64</b>	<b>8 355</b>	<b>4 279</b>	<b>4 076</b>
	Şehir	32	6 709	3 324	3 385	463	240	31	6 227	3 194	3 033
	Köy	33	2 128	1 085	1 043	302	107	33	2 128	1 085	1 043
TR906 Gümüşhane	<b>Toplam</b>	<b>47</b>	<b>6 681</b>	<b>3 459</b>	<b>3 222</b>	<b>646</b>	<b>428</b>	<b>46</b>	<b>6 299</b>	<b>3 304</b>	<b>2 995</b>
	Şehir	25	5 234	2 713	2 521	464	276	24	4 852	2 558	2 294
	Köy	22	1 447	746	701	182	152	22	1 447	746	701
TRA11 Erzurum	<b>Toplam</b>	<b>321</b>	<b>63 211</b>	<b>31 466</b>	<b>31 745</b>	<b>4 147</b>	<b>2 225</b>	<b>316</b>	<b>59 051</b>	<b>29 805</b>	<b>29 246</b>
	Şehir	321	63 211	31 466	31 745	4 147	2 225	316	59 051	29 805	29 246
	Köy	-	-	-	-	-	-	-	-	-	-
TRA12 Erzincan	<b>Toplam</b>	<b>71</b>	<b>13 036</b>	<b>6 470</b>	<b>6 566</b>	<b>1 066</b>	<b>737</b>	<b>69</b>	<b>11 938</b>	<b>6 111</b>	<b>5 827</b>
	Şehir	37	9 622	4 739	4 883	716	489	35	8 524	4 380	4 144
	Köy	34	3 414	1 731	1 683	350	248	34	3 414	1 731	1 683
TRA13 Bayburt	<b>Toplam</b>	<b>35</b>	<b>4 887</b>	<b>2 495</b>	<b>2 392</b>	<b>417</b>	<b>349</b>	<b>34</b>	<b>4 529</b>	<b>2 366</b>	<b>2 163</b>
	Şehir	20	3 856	1 951	1 905	291	221	19	3 498	1 822	1 676
	Köy	15	1 031	544	487	126	128	15	1 031	544	487
TRA21 Ağrı	<b>Toplam</b>	<b>212</b>	<b>60 411</b>	<b>30 783</b>	<b>29 628</b>	<b>2 960</b>	<b>1 239</b>	<b>209</b>	<b>57 910</b>	<b>29 473</b>	<b>28 437</b>
	Şehir	90	39 925	20 478	19 447	1 856	825	87	37 424	19 168	18 256
	Köy	122	20 486	10 305	10 181	1 104	414	122	20 486	10 305	10 181
TRA22 Kars	<b>Toplam</b>	<b>163</b>	<b>23 985</b>	<b>12 332</b>	<b>11 653</b>	<b>1 671</b>	<b>969</b>	<b>160</b>	<b>22 919</b>	<b>11 788</b>	<b>11 131</b>
	Şehir	56	12 610	6 485	6 125	807	401	53	11 544	5 941	5 603
	Köy	107	11 375	5 847	5 528	864	568	107	11 375	5 847	5 528
TRA23 Iğdır	<b>Toplam</b>	<b>74</b>	<b>17 067</b>	<b>8 829</b>	<b>8 238</b>	<b>1 148</b>	<b>480</b>	<b>71</b>	<b>16 085</b>	<b>8 344</b>	<b>7 741</b>
	Şehir	32	10 661	5 449	5 212	663	265	29	9 679	4 964	4 715
	Köy	42	6 406	3 380	3 026	485	215	42	6 406	3 380	3 026
TRA24 Ardahan	<b>Toplam</b>	<b>59</b>	<b>6 929</b>	<b>3 602</b>	<b>3 327</b>	<b>563</b>	<b>374</b>	<b>58</b>	<b>6 751</b>	<b>3 543</b>	<b>3 208</b>
	Şehir	22	3 796	1 949	1 847	276	169	21	3 618	1 890	1 728
	Köy	37	3 133	1 653	1 480	287	205	37	3 133	1 653	1 480

Not. Açıköğretim öğrenci sayıları 2014 yılı içerisinde 3 dönem sonu itibarıyla yeni kayıt yaptıran ve kayıt yenileyen aktif öğrencileri kapsar.

(1) Toplam öğretmen, kadrolu öğretmenleri kapsar.



2.5.b Number of schools, students, teachers and classrooms in public and private lower secondary schools by settlement place according to Statistical Regions Level 3  
(continued)

[Beginning of the educational year 2014/15]

Public		Özel - Private						Açık Öğretim Ortaokulu Open Lower Secondary School					SR Level 3
Öğretmen <sup>(1)</sup> Teacher <sup>(1)</sup>	Derslik Classroom	Okul School	Öğrenci - Student			Öğretmen <sup>(1)</sup> Teacher <sup>(1)</sup>	Derslik Classroom	Öğrenci - Student					
			Toplam Total	Erkek Male	Kadın Female			Toplam Total	Erkek Male	Kadın Female			
<b>2 604</b>	<b>1 373</b>	<b>4</b>	<b>619</b>	<b>344</b>	<b>275</b>	<b>91</b>	<b>15</b>	<b>2 058</b>	<b>670</b>	<b>1 388</b>	<b>Total</b>	Tokat TR832	
1 832	866	4	619	344	275	91	15	2 058	670	1 388		City	
772	507	-	-	-	-	-	-	-	-	-		Village	
<b>2 189</b>	<b>945</b>	<b>4</b>	<b>508</b>	<b>257</b>	<b>251</b>	<b>72</b>	<b>13</b>	<b>2 327</b>	<b>556</b>	<b>1 771</b>	<b>Total</b>	Çorum TR833	
1 795	807	3	342	187	155	48	13	2 327	556	1 771		City	
394	138	1	166	70	96	24	-	-	-	-		Village	
<b>1 447</b>	<b>866</b>	<b>4</b>	<b>784</b>	<b>419</b>	<b>365</b>	<b>111</b>	<b>41</b>	<b>980</b>	<b>239</b>	<b>741</b>	<b>Total</b>	Amasya TR834	
1 163	669	4	784	419	365	111	41	980	239	741		City	
284	197	-	-	-	-	-	-	-	-	-		Village	
<b>3 460</b>	<b>1 732</b>	<b>8</b>	<b>977</b>	<b>536</b>	<b>441</b>	<b>134</b>	<b>22</b>	<b>2 487</b>	<b>570</b>	<b>1 917</b>	<b>Total</b>	Trabzon TR901	
3 460	1 732	8	977	536	441	134	22	2 487	570	1 917		City	
-	-	-	-	-	-	-	-	-	-	-		Village	
<b>2 932</b>	<b>1 641</b>	<b>5</b>	<b>727</b>	<b>395</b>	<b>332</b>	<b>78</b>	<b>25</b>	<b>1 545</b>	<b>451</b>	<b>1 094</b>	<b>Total</b>	Ordu TR902	
2 932	1 641	5	727	395	332	78	25	1 545	451	1 094		City	
-	-	-	-	-	-	-	-	-	-	-		Village	
<b>1 652</b>	<b>898</b>	<b>2</b>	<b>398</b>	<b>210</b>	<b>188</b>	<b>43</b>	<b>45</b>	<b>1 002</b>	<b>304</b>	<b>698</b>	<b>Total</b>	Giresun TR903	
1 200	762	1	298	155	143	27	45	1 002	304	698		City	
452	136	1	100	55	45	16	-	-	-	-		Village	
<b>1 292</b>	<b>768</b>	<b>5</b>	<b>644</b>	<b>365</b>	<b>279</b>	<b>43</b>	<b>27</b>	<b>1 590</b>	<b>324</b>	<b>1 266</b>	<b>Total</b>	Rize TR904	
930	530	4	568	314	254	37	27	1 590	324	1 266		City	
362	238	1	76	51	25	6	-	-	-	-		Village	
<b>759</b>	<b>347</b>	<b>1</b>	<b>68</b>	<b>38</b>	<b>30</b>	<b>6</b>	<b>-</b>	<b>414</b>	<b>92</b>	<b>322</b>	<b>Total</b>	Artvin TR905	
457	240	1	68	38	30	6	-	414	92	322		City	
302	107	-	-	-	-	-	-	-	-	-		Village	
<b>633</b>	<b>428</b>	<b>1</b>	<b>103</b>	<b>66</b>	<b>37</b>	<b>13</b>	<b>-</b>	<b>279</b>	<b>89</b>	<b>190</b>	<b>Total</b>	Gümüşhane TR906	
451	276	1	103	66	37	13	-	279	89	190		City	
182	152	-	-	-	-	-	-	-	-	-		Village	
<b>4 000</b>	<b>2 158</b>	<b>5</b>	<b>1 392</b>	<b>784</b>	<b>608</b>	<b>147</b>	<b>67</b>	<b>2 768</b>	<b>877</b>	<b>1 891</b>	<b>Total</b>	Erzurum TRA11	
4 000	2 158	5	1 392	784	608	147	67	2 768	877	1 891		City	
-	-	-	-	-	-	-	-	-	-	-		Village	
<b>1 027</b>	<b>718</b>	<b>2</b>	<b>351</b>	<b>194</b>	<b>157</b>	<b>39</b>	<b>19</b>	<b>747</b>	<b>165</b>	<b>582</b>	<b>Total</b>	Erzincan TRA12	
677	470	2	351	194	157	39	19	747	165	582		City	
350	248	-	-	-	-	-	-	-	-	-		Village	
<b>417</b>	<b>349</b>	<b>1</b>	<b>64</b>	<b>42</b>	<b>22</b>	<b>-</b>	<b>-</b>	<b>294</b>	<b>87</b>	<b>207</b>	<b>Total</b>	BayburtTRA13	
291	221	1	64	42	22	-	-	294	87	207		City	
126	128	-	-	-	-	-	-	-	-	-		Village	
<b>2 917</b>	<b>1 218</b>	<b>3</b>	<b>472</b>	<b>287</b>	<b>185</b>	<b>43</b>	<b>21</b>	<b>2 029</b>	<b>1 023</b>	<b>1 006</b>	<b>Total</b>	Ağrı TRA21	
1 813	804	3	472	287	185	43	21	2 029	1 023	1 006		City	
1 104	414	-	-	-	-	-	-	-	-	-		Village	
<b>1 611</b>	<b>961</b>	<b>3</b>	<b>478</b>	<b>272</b>	<b>206</b>	<b>60</b>	<b>8</b>	<b>588</b>	<b>272</b>	<b>316</b>	<b>Total</b>	Kars TRA22	
747	393	3	478	272	206	60	8	588	272	316		City	
864	568	-	-	-	-	-	-	-	-	-		Village	
<b>1 103</b>	<b>480</b>	<b>3</b>	<b>533</b>	<b>294</b>	<b>239</b>	<b>45</b>	<b>-</b>	<b>449</b>	<b>191</b>	<b>258</b>	<b>Total</b>	İğdir TRA23	
618	265	3	533	294	239	45	-	449	191	258		City	
485	215	-	-	-	-	-	-	-	-	-		Village	
<b>563</b>	<b>374</b>	<b>1</b>	<b>-</b>	<b>-</b>	<b>-</b>	<b>-</b>	<b>-</b>	<b>178</b>	<b>59</b>	<b>119</b>	<b>Total</b>	Ardahan TRA24	
276	169	1	-	-	-	-	-	178	59	119		City	
287	205	-	-	-	-	-	-	-	-	-		Village	

Note. The number of open education students include the active students who are new entrants or who have renewed registration as of the end of 3 semesters in 2014.

(1) Total of teachers includes permanent teaching staff.

## 2.5.b İstatistiki Bölge Birimleri Sınıflaması 3. düzey resmi - özel ayrımında, yerleşim yerine göre ortaokullarda, okul, öğrenci, öğretmen ve derslik sayısı (devam)

[2014/15 Öğretim yılı başı ]

İBBS 3. Düzey		Toplam - Total					Resmi				
		Okul School	Öğrenci - Student			Öğretmen <sup>(1)</sup> Teacher <sup>(1)</sup>	Derslik Classroom	Okul School	Öğrenci - Student		
			Toplam Total	Erkek Male	Kadın Female				Toplam Total	Erkek Male	Kadın Female
TRB11 Malatya	<b>Toplam</b>	<b>227</b>	<b>54 117</b>	<b>27 497</b>	<b>26 620</b>	<b>3 915</b>	<b>1 705</b>	<b>217</b>	<b>49 663</b>	<b>25 668</b>	<b>23 995</b>
	Şehir	227	54 117	27 497	26 620	3 915	1 705	217	49 663	25 668	23 995
	Köy	-	-	-	-	-	-	-	-	-	-
TRB12 Elazığ	<b>Toplam</b>	<b>128</b>	<b>38 075</b>	<b>19 138</b>	<b>18 937</b>	<b>2 395</b>	<b>1 061</b>	<b>123</b>	<b>35 362</b>	<b>18 176</b>	<b>17 186</b>
	Şehir	78	31 418	15 845	15 573	1 885	830	73	28 705	14 883	13 822
	Köy	50	6 657	3 293	3 364	510	231	50	6 657	3 293	3 364
TRB13 Bingöl	<b>Toplam</b>	<b>90</b>	<b>21 337</b>	<b>10 764</b>	<b>10 573</b>	<b>1 280</b>	<b>778</b>	<b>89</b>	<b>19 668</b>	<b>9 992</b>	<b>9 676</b>
	Şehir	49	14 451	7 248	7 203	817	384	48	12 782	6 476	6 306
	Köy	41	6 886	3 516	3 370	463	394	41	6 886	3 516	3 370
TRB14 Tunceli	<b>Toplam</b>	<b>25</b>	<b>3 400</b>	<b>1 736</b>	<b>1 664</b>	<b>318</b>	<b>155</b>	<b>23</b>	<b>2 968</b>	<b>1 515</b>	<b>1 453</b>
	Şehir	17	2 883	1 473	1 410	253	134	15	2 451	1 252	1 199
	Köy	8	517	263	254	65	21	8	517	263	254
TRB21 Van	<b>Toplam</b>	<b>341</b>	<b>114 602</b>	<b>58 460</b>	<b>56 142</b>	<b>5 369</b>	<b>2 357</b>	<b>335</b>	<b>108 924</b>	<b>55 556</b>	<b>53 368</b>
	Şehir	341	114 602	58 460	56 142	5 369	2 357	335	108 924	55 556	53 368
	Köy	-	-	-	-	-	-	-	-	-	-
TRB22 Muş	<b>Toplam</b>	<b>194</b>	<b>44 839</b>	<b>23 045</b>	<b>21 794</b>	<b>2 425</b>	<b>1 197</b>	<b>193</b>	<b>43 286</b>	<b>22 219</b>	<b>21 067</b>
	Şehir	69	21 384	10 306	11 078	1 149	505	69	19 934	9 548	10 386
	Köy	125	23 455	12 739	10 716	1 276	692	124	23 352	12 671	10 681
TRB23 Bitlis	<b>Toplam</b>	<b>160</b>	<b>35 454</b>	<b>18 245</b>	<b>17 209</b>	<b>1 936</b>	<b>868</b>	<b>159</b>	<b>33 025</b>	<b>17 143</b>	<b>15 882</b>
	Şehir	82	22 173	12 067	10 106	1 164	520	81	19 744	10 965	8 779
	Köy	78	13 281	6 178	7 103	772	348	78	13 281	6 178	7 103
TRB24 Hakkari	<b>Toplam</b>	<b>85</b>	<b>25 370</b>	<b>12 701</b>	<b>12 669</b>	<b>1 277</b>	<b>520</b>	<b>83</b>	<b>24 213</b>	<b>12 244</b>	<b>11 969</b>
	Şehir	44	15 006	7 439	7 567	806	254	42	13 849	6 982	6 867
	Köy	41	10 364	5 262	5 102	471	266	41	10 364	5 262	5 102
TRC11 Gaziantep	<b>Toplam</b>	<b>321</b>	<b>162 468</b>	<b>82 366</b>	<b>80 102</b>	<b>7 505</b>	<b>3 813</b>	<b>307</b>	<b>151 568</b>	<b>77 604</b>	<b>73 964</b>
	Şehir	321	162 468	82 366	80 102	7 505	3 813	307	151 568	77 604	73 964
	Köy	-	-	-	-	-	-	-	-	-	-
TRC12 Adıyaman	<b>Toplam</b>	<b>207</b>	<b>49 201</b>	<b>25 011</b>	<b>24 190</b>	<b>3 048</b>	<b>1 750</b>	<b>204</b>	<b>46 751</b>	<b>23 991</b>	<b>22 760</b>
	Şehir	92	33 171	16 869	16 302	1 947	931	89	30 721	15 849	14 872
	Köy	115	16 030	8 142	7 888	1 101	819	115	16 030	8 142	7 888
TRC13 Kilis	<b>Toplam</b>	<b>37</b>	<b>10 110</b>	<b>5 073</b>	<b>5 037</b>	<b>571</b>	<b>492</b>	<b>35</b>	<b>9 454</b>	<b>4 784</b>	<b>4 670</b>
	Şehir	26	8 199	4 142	4 057	451	370	24	7 543	3 853	3 690
	Köy	11	1 911	931	980	120	122	11	1 911	931	980
TRC21 Şanlıurfa	<b>Toplam</b>	<b>569</b>	<b>196 414</b>	<b>100 696</b>	<b>95 718</b>	<b>8 274</b>	<b>3 819</b>	<b>558</b>	<b>185 123</b>	<b>95 233</b>	<b>89 890</b>
	Şehir	569	196 414	100 696	95 718	8 274	3 819	558	185 123	95 233	89 890
	Köy	-	-	-	-	-	-	-	-	-	-
TRC22 Diyarbakır	<b>Toplam</b>	<b>374</b>	<b>156 425</b>	<b>79 445</b>	<b>76 980</b>	<b>7 232</b>	<b>2 764</b>	<b>359</b>	<b>145 306</b>	<b>74 329</b>	<b>70 977</b>
	Şehir	374	156 425	79 445	76 980	7 232	2 764	359	145 306	74 329	70 977
	Köy	-	-	-	-	-	-	-	-	-	-
TRC31 Mardin	<b>Toplam</b>	<b>247</b>	<b>78 192</b>	<b>39 679</b>	<b>38 513</b>	<b>3 821</b>	<b>1 424</b>	<b>244</b>	<b>74 579</b>	<b>37 917</b>	<b>36 662</b>
	Şehir	247	78 192	39 679	38 513	3 821	1 424	244	74 579	37 917	36 662
	Köy	-	-	-	-	-	-	-	-	-	-
TRC32 Batman	<b>Toplam</b>	<b>169</b>	<b>58 142</b>	<b>29 696</b>	<b>28 446</b>	<b>2 735</b>	<b>1 038</b>	<b>162</b>	<b>54 460</b>	<b>27 915</b>	<b>26 545</b>
	Şehir	80	47 285	24 012	23 273	2 044	769	73	43 603	22 231	21 372
	Köy	89	10 857	5 684	5 173	691	269	89	10 857	5 684	5 173
TRC33 Şırnak	<b>Toplam</b>	<b>230</b>	<b>53 632</b>	<b>27 409</b>	<b>26 223</b>	<b>2 685</b>	<b>2 187</b>	<b>228</b>	<b>51 285</b>	<b>26 100</b>	<b>25 185</b>
	Şehir	66	33 040	16 982	16 058	1 433	962	64	30 693	15 673	15 020
	Köy	164	20 592	10 427	10 165	1 252	1 225	164	20 592	10 427	10 165
TRC34 Siirt	<b>Toplam</b>	<b>127</b>	<b>34 635</b>	<b>17 634</b>	<b>17 001</b>	<b>1 691</b>	<b>792</b>	<b>126</b>	<b>32 240</b>	<b>16 566</b>	<b>15 674</b>
	Şehir	56	22 756	11 598	11 158	1 034	466	55	20 361	10 530	9 831
	Köy	71	11 879	6 036	5 843	657	326	71	11 879	6 036	5 843

Not. Açıköğretim öğrenci sayıları 2014 yılı içerisinde 3 dönem sonu itibarıyla yeni kayıt yaptıran ve kayıt yenileyen aktif öğrencileri kapsar.

(1) Toplam öğretmen, kadrolu öğretmenleri kapsar.

2.5.b Number of schools, students, teachers and classrooms in public and private lower secondary schools by settlement place according to Statistical Regions Level 3  
(continued)

[Beginning of the educational year 2014/15]

Public		Özel - Private						Açık Öğretim Ortaokulu Open Lower Secondary School					SR Level 3
Öğretmen <sup>(1)</sup> Teacher <sup>(1)</sup>	Derslik Classroom	Okul School	Öğrenci - Student			Öğretmen <sup>(1)</sup> Teacher <sup>(1)</sup>	Derslik Classroom	Öğrenci - Student					
			Toplam Total	Erkek Male	Kadın Female			Toplam Total	Erkek Male	Kadın Female			
3 732	1 541	10	1 830	987	843	183	164	2 624	842	1 782	<b>Total</b>	Malatya TRB11	
3 732	1 541	10	1 830	987	843	183	164	2 624	842	1 782		City	
-	-	-	-	-	-	-	-	-	-	-		Village	
2 325	1 020	5	801	448	353	70	41	1 912	514	1 398	<b>Total</b>	Elazığ TRB12	
1 815	789	5	801	448	353	70	41	1 912	514	1 398		City	
510	231	-	-	-	-	-	-	-	-	-		Village	
1 262	754	1	146	85	61	18	24	1 523	687	836	<b>Total</b>	Bingöl TRB13	
799	360	1	146	85	61	18	24	1 523	687	836		City	
463	394	-	-	-	-	-	-	-	-	-		Village	
286	138	2	255	148	107	32	17	177	73	104	<b>Total</b>	Tunceli TRB14	
221	117	2	255	148	107	32	17	177	73	104		City	
65	21	-	-	-	-	-	-	-	-	-		Village	
5 238	2 292	6	1 283	727	556	131	65	4 395	2 177	2 218	<b>Total</b>	Van TRB21	
5 238	2 292	6	1 283	727	556	131	65	4 395	2 177	2 218		City	
-	-	-	-	-	-	-	-	-	-	-		Village	
2 412	1 190	1	103	68	35	13	7	1 450	758	692	<b>Total</b>	Muş TRB22	
1 149	505	-	-	-	-	-	-	1 450	758	692		City	
1 263	685	1	103	68	35	13	7	-	-	-		Village	
1 922	868	1	123	64	59	14	-	2 306	1 038	1 268	<b>Total</b>	Bitlis TRB23	
1 150	520	1	123	64	59	14	-	2 306	1 038	1 268		City	
772	348	-	-	-	-	-	-	-	-	-		Village	
1 250	520	2	120	75	45	27	-	1 037	382	655	<b>Total</b>	Hakkari TRB24	
779	254	2	120	75	45	27	-	1 037	382	655		City	
471	266	-	-	-	-	-	-	-	-	-		Village	
7 138	3 670	14	3 842	2 090	1 752	367	143	7 058	2 672	4 386	<b>Total</b>	Gaziantep TRC11	
7 138	3 670	14	3 842	2 090	1 752	367	143	7 058	2 672	4 386		City	
-	-	-	-	-	-	-	-	-	-	-		Village	
3 000	1 750	3	494	283	211	48	-	1 956	737	1 219	<b>Total</b>	Adıyaman TRC12	
1 899	931	3	494	283	211	48	-	1 956	737	1 219		City	
1 101	819	-	-	-	-	-	-	-	-	-		Village	
544	447	2	370	188	182	27	45	286	101	185	<b>Total</b>	Kilis TRC13	
424	325	2	370	188	182	27	45	286	101	185		City	
120	122	-	-	-	-	-	-	-	-	-		Village	
8 052	3 719	11	1 810	1 048	762	222	100	9 481	4 415	5 066	<b>Total</b>	Şanlıurfa TRC21	
8 052	3 719	11	1 810	1 048	762	222	100	9 481	4 415	5 066		City	
-	-	-	-	-	-	-	-	-	-	-		Village	
6 992	2 683	15	3 568	2 028	1 540	240	81	7 551	3 088	4 463	<b>Total</b>	Diyarbakır TRC22	
6 992	2 683	15	3 568	2 028	1 540	240	81	7 551	3 088	4 463		City	
-	-	-	-	-	-	-	-	-	-	-		Village	
3 778	1 390	3	448	262	186	43	34	3 165	1 500	1 665	<b>Total</b>	Mardin TRC31	
3 778	1 390	3	448	262	186	43	34	3 165	1 500	1 665		City	
-	-	-	-	-	-	-	-	-	-	-		Village	
2 656	977	7	1 047	645	402	79	61	2 635	1 136	1 499	<b>Total</b>	Batman TRC32	
1 965	708	7	1 047	645	402	79	61	2 635	1 136	1 499		City	
691	269	-	-	-	-	-	-	-	-	-		Village	
2 658	2 179	2	323	208	115	27	8	2 024	1 101	923	<b>Total</b>	Şırnak TRC33	
1 406	954	2	323	208	115	27	8	2 024	1 101	923		City	
1 252	1 225	-	-	-	-	-	-	-	-	-		Village	
1 674	792	1	124	77	47	17	-	2 271	991	1 280	<b>Total</b>	Siirt TRC34	
1 017	466	1	124	77	47	17	-	2 271	991	1 280		City	
657	326	-	-	-	-	-	-	-	-	-		Village	

Note. The number of open education students include the active students who are new entrants or who have renewed registration as of the end of 3 semesters in 2014.

(1) Total of teachers includes permanent teaching staff.

2.5.c İstatistik Bölge Birimleri Sınıflaması 3. düzey, Din Öğretimi Genel Müdürlüğü'ne bağlı ortaokullarda okul, öğrenci, öğretmen ve derslik sayısı

The number of schools, students, teachers and classrooms in lower secondary schools dependent on General Directorate of Religious Education according to Statistical Regions Level 3

[2014/15 Öğretim yılı başı - Beginning of the educational year 2014/15]

İBBS 3. Düzey SR Level 3	Okul School	Öğrenci - Student			Öğretmen <sup>(1)</sup> - Teacher <sup>(1)</sup>			Derslik Classroom	
		Toplam Total	Erkek Male	Kadın Female	Toplam Total	Erkek Male	Kadın Female		
TR Türkiye	<b>Toplam</b>	<b>1 597</b>	<b>385 830</b>	<b>187 636</b>	<b>198 194</b>	<b>17 325</b>	<b>8 618</b>	<b>8 707</b>	<b>10 385</b>
TR Turkey	<b>İmam Hatip Lisesi Büny. İ.H.Ortaokulu</b>	<b>378</b>	<b>64 794</b>	<b>29 194</b>	<b>35 600</b>	-	-	-	-
	<b>İmam Hatip Ortaokulu</b>	<b>1 219</b>	<b>321 036</b>	<b>158 442</b>	<b>162 594</b>	<b>17 325</b>	<b>8 618</b>	<b>8 707</b>	<b>10 385</b>
TR100 İstanbul	<b>Toplam</b>	<b>197</b>	<b>99 202</b>	<b>45 320</b>	<b>53 882</b>	<b>2 859</b>	<b>1 135</b>	<b>1 724</b>	<b>2 192</b>
	İmam Hatip Lisesi Büny. İ.H.Ortaokulu	55	22 986	8 777	14 209	-	-	-	-
	İmam Hatip Ortaokulu	142	76 216	36 543	39 673	2 859	1 135	1 724	2 192
TR211 Tekirdağ	<b>Toplam</b>	<b>11</b>	<b>3 452</b>	<b>1 731</b>	<b>1 721</b>	<b>160</b>	<b>78</b>	<b>82</b>	<b>113</b>
	İmam Hatip Lisesi Büny. İ.H.Ortaokulu	-	-	-	-	-	-	-	-
	İmam Hatip Ortaokulu	11	3 452	1 731	1 721	160	78	82	113
TR212 Edirne	<b>Toplam</b>	<b>5</b>	<b>775</b>	<b>422</b>	<b>353</b>	<b>30</b>	<b>14</b>	<b>16</b>	<b>18</b>
	İmam Hatip Lisesi Büny. İ.H.Ortaokulu	1	-	-	-	-	-	-	-
	İmam Hatip Ortaokulu	4	775	422	353	30	14	16	18
TR213 Kırklareli	<b>Toplam</b>	<b>5</b>	<b>441</b>	<b>228</b>	<b>213</b>	<b>24</b>	<b>11</b>	<b>13</b>	<b>24</b>
	İmam Hatip Lisesi Büny. İ.H.Ortaokulu	2	82	46	36	-	-	-	-
	İmam Hatip Ortaokulu	3	359	182	177	24	11	13	24
TR221 Balıkesir	<b>Toplam</b>	<b>25</b>	<b>4 055</b>	<b>2 142</b>	<b>1 913</b>	<b>213</b>	<b>121</b>	<b>92</b>	<b>105</b>
	İmam Hatip Lisesi Büny. İ.H.Ortaokulu	5	465	237	228	-	-	-	-
	İmam Hatip Ortaokulu	20	3 590	1 905	1 685	213	121	92	105
TR222 Çanakkale	<b>Toplam</b>	<b>10</b>	<b>1 384</b>	<b>764</b>	<b>620</b>	<b>36</b>	<b>22</b>	<b>14</b>	<b>20</b>
	İmam Hatip Lisesi Büny. İ.H.Ortaokulu	5	840	475	365	-	-	-	-
	İmam Hatip Ortaokulu	5	544	289	255	36	22	14	20
TR310 İzmir	<b>Toplam</b>	<b>40</b>	<b>8 512</b>	<b>4 270</b>	<b>4 242</b>	<b>491</b>	<b>191</b>	<b>300</b>	<b>170</b>
	İmam Hatip Lisesi Büny. İ.H.Ortaokulu	10	997	540	457	-	-	-	-
	İmam Hatip Ortaokulu	30	7 515	3 730	3 785	491	191	300	170
TR321 Aydın	<b>Toplam</b>	<b>24</b>	<b>2 530</b>	<b>1 446</b>	<b>1 084</b>	<b>152</b>	<b>81</b>	<b>71</b>	<b>97</b>
	İmam Hatip Lisesi Büny. İ.H.Ortaokulu	2	146	81	65	-	-	-	-
	İmam Hatip Ortaokulu	22	2 384	1 365	1 019	152	81	71	97
TR322 Denizli	<b>Toplam</b>	<b>25</b>	<b>4 958</b>	<b>2 680</b>	<b>2 278</b>	<b>301</b>	<b>157</b>	<b>144</b>	<b>206</b>
	İmam Hatip Lisesi Büny. İ.H.Ortaokulu	4	248	132	116	-	-	-	-
	İmam Hatip Ortaokulu	21	4 710	2 548	2 162	301	157	144	206
TR323 Muğla	<b>Toplam</b>	<b>13</b>	<b>1 368</b>	<b>765</b>	<b>603</b>	<b>64</b>	<b>30</b>	<b>34</b>	<b>23</b>
	İmam Hatip Lisesi Büny. İ.H.Ortaokulu	5	582	354	228	-	-	-	-
	İmam Hatip Ortaokulu	8	786	411	375	64	30	34	23
TR331 Manisa	<b>Toplam</b>	<b>22</b>	<b>3 728</b>	<b>2 017</b>	<b>1 711</b>	<b>179</b>	<b>102</b>	<b>77</b>	<b>117</b>
	İmam Hatip Lisesi Büny. İ.H.Ortaokulu	9	581	353	228	-	-	-	-
	İmam Hatip Ortaokulu	13	3 147	1 664	1 483	179	102	77	117
TR332 Afyonkarahisar	<b>Toplam</b>	<b>38</b>	<b>3 916</b>	<b>2 130</b>	<b>1 786</b>	<b>225</b>	<b>120</b>	<b>105</b>	<b>118</b>
	İmam Hatip Lisesi Büny. İ.H.Ortaokulu	1	51	33	18	-	-	-	-
	İmam Hatip Ortaokulu	37	3 865	2 097	1 768	225	120	105	118
TR333 Kütahya	<b>Toplam</b>	<b>16</b>	<b>2 937</b>	<b>1 500</b>	<b>1 437</b>	<b>154</b>	<b>93</b>	<b>61</b>	<b>93</b>
	İmam Hatip Lisesi Büny. İ.H.Ortaokulu	3	250	134	116	-	-	-	-
	İmam Hatip Ortaokulu	13	2 687	1 366	1 321	154	93	61	93
TR334 Uşak	<b>Toplam</b>	<b>7</b>	<b>1 335</b>	<b>726</b>	<b>609</b>	<b>74</b>	<b>51</b>	<b>23</b>	<b>30</b>
	İmam Hatip Lisesi Büny. İ.H.Ortaokulu	-	-	-	-	-	-	-	-
	İmam Hatip Ortaokulu	7	1 335	726	609	74	51	23	30
TR411 Bursa	<b>Toplam</b>	<b>59</b>	<b>15 359</b>	<b>7 058</b>	<b>8 301</b>	<b>295</b>	<b>149</b>	<b>146</b>	<b>180</b>
	İmam Hatip Lisesi Büny. İ.H.Ortaokulu	23	8 117	3 891	4 226	-	-	-	-
	İmam Hatip Ortaokulu	36	7 242	3 167	4 075	295	149	146	180
TR412 Eskişehir	<b>Toplam</b>	<b>15</b>	<b>2 009</b>	<b>863</b>	<b>1 146</b>	<b>120</b>	<b>51</b>	<b>69</b>	<b>30</b>
	İmam Hatip Lisesi Büny. İ.H.Ortaokulu	4	190	98	92	-	-	-	-
	İmam Hatip Ortaokulu	11	1 819	765	1 054	120	51	69	30
TR413 Bilecik	<b>Toplam</b>	<b>7</b>	<b>742</b>	<b>385</b>	<b>357</b>	<b>15</b>	<b>6</b>	<b>9</b>	<b>16</b>
	İmam Hatip Lisesi Büny. İ.H.Ortaokulu	4	314	167	147	-	-	-	-
	İmam Hatip Ortaokulu	3	428	218	210	15	6	9	16
TR421 Kocaeli	<b>Toplam</b>	<b>22</b>	<b>10 506</b>	<b>4 725</b>	<b>5 781</b>	<b>485</b>	<b>228</b>	<b>257</b>	<b>302</b>
	İmam Hatip Lisesi Büny. İ.H.Ortaokulu	-	-	-	-	-	-	-	-
	İmam Hatip Ortaokulu	22	10 506	4 725	5 781	485	228	257	302
TR422 Sakarya	<b>Toplam</b>	<b>18</b>	<b>7 604</b>	<b>3 722</b>	<b>3 882</b>	<b>343</b>	<b>166</b>	<b>177</b>	<b>128</b>
	İmam Hatip Lisesi Büny. İ.H.Ortaokulu	1	166	72	94	-	-	-	-
	İmam Hatip Ortaokulu	17	7 438	3 650	3 788	343	166	177	128

Not. İmam Hatip Ortaokulu okul, öğrenci, öğretmen ve derslik sayıları, ortaokul bilgileri içerisinde de yer almaktadır.

Note. The number of schools, students, teachers and classrooms in Imam and Preacher Lower Secondary Schools are also included in lower secondary schools data.

(1) Kadrolu öğretmenleri kapsar.

(1) Includes permanent teaching staff.

2.5.c İstatistiki Bölge Birimleri Sınıflaması 3. düzey, Din Öğretimi Genel Müdürlüğü'ne bağlı ortaokullarda okul, öğrenci, öğretmen ve derslik sayısı (devam)

The number of schools, students, teachers and classrooms in lower secondary schools dependent on General Directorate of Religious Education according to Statistical Regions Level 3 (continued)

[2014/15 Öğretim yılı başı - Beginning of the educational year 2014/15]

İBBS 3. Düzey SR Level 3	Okul School	Öğrenci - Student			Öğretmen <sup>(1)</sup> - Teacher <sup>(1)</sup>			Derslik Classroom	
		Toplam Total	Erkek Male	Kadın Female	Toplam Total	Erkek Male	Kadın Female		
TR423 Düzce	<b>Toplam</b>	<b>11</b>	<b>2 354</b>	<b>1 119</b>	<b>1 235</b>	<b>65</b>	<b>32</b>	<b>33</b>	<b>28</b>
	İmam Hatip Lisesi Büny. İ.H.Ortaokulu	5	615	306	309	-	-	-	-
	İmam Hatip Ortaokulu	6	1 739	813	926	65	32	33	28
TR424 Bolu	<b>Toplam</b>	<b>9</b>	<b>1 210</b>	<b>593</b>	<b>617</b>	<b>63</b>	<b>32</b>	<b>31</b>	<b>30</b>
	İmam Hatip Lisesi Büny. İ.H.Ortaokulu	3	129	76	53	-	-	-	-
	İmam Hatip Ortaokulu	6	1 081	517	564	63	32	31	30
TR425 Yalova	<b>Toplam</b>	<b>5</b>	<b>1 024</b>	<b>477</b>	<b>547</b>	<b>48</b>	<b>27</b>	<b>21</b>	<b>17</b>
	İmam Hatip Lisesi Büny. İ.H.Ortaokulu	-	-	-	-	-	-	-	-
	İmam Hatip Ortaokulu	5	1 024	477	547	48	27	21	17
TR510 Ankara	<b>Toplam</b>	<b>65</b>	<b>18 406</b>	<b>8 521</b>	<b>9 885</b>	<b>862</b>	<b>308</b>	<b>554</b>	<b>500</b>
	İmam Hatip Lisesi Büny. İ.H.Ortaokulu	15	3 545	1 585	1 960	-	-	-	-
	İmam Hatip Ortaokulu	50	14 861	6 936	7 925	862	308	554	500
TR521 Konya	<b>Toplam</b>	<b>102</b>	<b>31 367</b>	<b>15 335</b>	<b>16 032</b>	<b>2 011</b>	<b>1 044</b>	<b>967</b>	<b>939</b>
	İmam Hatip Lisesi Büny. İ.H.Ortaokulu	-	-	-	-	-	-	-	-
	İmam Hatip Ortaokulu	102	31 367	15 335	16 032	2 011	1 044	967	939
TR522 Karaman	<b>Toplam</b>	<b>7</b>	<b>1 641</b>	<b>864</b>	<b>777</b>	<b>103</b>	<b>68</b>	<b>35</b>	<b>50</b>
	İmam Hatip Lisesi Büny. İ.H.Ortaokulu	-	-	-	-	-	-	-	-
	İmam Hatip Ortaokulu	7	1 641	864	777	103	68	35	50
TR611 Antalya	<b>Toplam</b>	<b>29</b>	<b>6 806</b>	<b>3 428</b>	<b>3 378</b>	<b>319</b>	<b>157</b>	<b>162</b>	<b>202</b>
	İmam Hatip Lisesi Büny. İ.H.Ortaokulu	6	717	345	372	-	-	-	-
	İmam Hatip Ortaokulu	23	6 089	3 083	3 006	319	157	162	202
TR612 Isparta	<b>Toplam</b>	<b>15</b>	<b>1 528</b>	<b>782</b>	<b>746</b>	<b>100</b>	<b>54</b>	<b>46</b>	<b>66</b>
	İmam Hatip Lisesi Büny. İ.H.Ortaokulu	7	271	180	91	-	-	-	-
	İmam Hatip Ortaokulu	8	1 257	602	655	100	54	46	66
TR613 Burdur	<b>Toplam</b>	<b>9</b>	<b>879</b>	<b>482</b>	<b>397</b>	<b>50</b>	<b>28</b>	<b>22</b>	<b>50</b>
	İmam Hatip Lisesi Büny. İ.H.Ortaokulu	-	-	-	-	-	-	-	-
	İmam Hatip Ortaokulu	9	879	482	397	50	28	22	50
TR621 Adana	<b>Toplam</b>	<b>32</b>	<b>9 039</b>	<b>4 537</b>	<b>4 502</b>	<b>437</b>	<b>212</b>	<b>225</b>	<b>235</b>
	İmam Hatip Lisesi Büny. İ.H.Ortaokulu	9	1 901	864	1 037	-	-	-	-
	İmam Hatip Ortaokulu	23	7 138	3 673	3 465	437	212	225	235
TR622 Mersin	<b>Toplam</b>	<b>21</b>	<b>4 396</b>	<b>2 174</b>	<b>2 222</b>	<b>301</b>	<b>154</b>	<b>147</b>	<b>216</b>
	İmam Hatip Lisesi Büny. İ.H.Ortaokulu	4	480	224	256	-	-	-	-
	İmam Hatip Ortaokulu	17	3 916	1 950	1 966	301	154	147	216
TR631 Hatay	<b>Toplam</b>	<b>23</b>	<b>4 546</b>	<b>2 215</b>	<b>2 331</b>	<b>143</b>	<b>93</b>	<b>50</b>	<b>118</b>
	İmam Hatip Lisesi Büny. İ.H.Ortaokulu	9	1 168	517	651	-	-	-	-
	İmam Hatip Ortaokulu	14	3 378	1 698	1 680	143	93	50	118
TR632 Kahramanmaraş	<b>Toplam</b>	<b>19</b>	<b>6 324</b>	<b>3 021</b>	<b>3 303</b>	<b>322</b>	<b>188</b>	<b>134</b>	<b>175</b>
	İmam Hatip Lisesi Büny. İ.H.Ortaokulu	3	471	264	207	-	-	-	-
	İmam Hatip Ortaokulu	16	5 853	2 757	3 096	322	188	134	175
TR633 Osmaniye	<b>Toplam</b>	<b>13</b>	<b>2 966</b>	<b>1 459</b>	<b>1 507</b>	<b>174</b>	<b>97</b>	<b>77</b>	<b>57</b>
	İmam Hatip Lisesi Büny. İ.H.Ortaokulu	3	138	-	138	-	-	-	-
	İmam Hatip Ortaokulu	10	2 828	1 459	1 369	174	97	77	57
TR711 Kırıkkale	<b>Toplam</b>	<b>6</b>	<b>898</b>	<b>414</b>	<b>484</b>	<b>45</b>	<b>25</b>	<b>20</b>	<b>38</b>
	İmam Hatip Lisesi Büny. İ.H.Ortaokulu	2	110	52	58	-	-	-	-
	İmam Hatip Ortaokulu	4	788	362	426	45	25	20	38
TR712 Aksaray	<b>Toplam</b>	<b>10</b>	<b>2 295</b>	<b>1 235</b>	<b>1 060</b>	<b>127</b>	<b>70</b>	<b>57</b>	<b>74</b>
	İmam Hatip Lisesi Büny. İ.H.Ortaokulu	-	-	-	-	-	-	-	-
	İmam Hatip Ortaokulu	10	2 295	1 235	1 060	127	70	57	74
TR713 Niğde	<b>Toplam</b>	<b>8</b>	<b>1 928</b>	<b>1 047</b>	<b>881</b>	<b>111</b>	<b>60</b>	<b>51</b>	<b>67</b>
	İmam Hatip Lisesi Büny. İ.H.Ortaokulu	1	49	24	25	-	-	-	-
	İmam Hatip Ortaokulu	7	1 879	1 023	856	111	60	51	67
TR714 Nevşehir	<b>Toplam</b>	<b>14</b>	<b>2 154</b>	<b>1 150</b>	<b>1 004</b>	<b>159</b>	<b>86</b>	<b>73</b>	<b>60</b>
	İmam Hatip Lisesi Büny. İ.H.Ortaokulu	1	72	38	34	-	-	-	-
	İmam Hatip Ortaokulu	13	2 082	1 112	970	159	86	73	60
TR715 Kırşehir	<b>Toplam</b>	<b>5</b>	<b>546</b>	<b>282</b>	<b>264</b>	<b>37</b>	<b>15</b>	<b>22</b>	<b>33</b>
	İmam Hatip Lisesi Büny. İ.H.Ortaokulu	-	-	-	-	-	-	-	-
	İmam Hatip Ortaokulu	5	546	282	264	37	15	22	33

Not. İmam Hatip Ortaokulu okul, öğrenci, öğretmen ve derslik sayıları, ortaokul bilgileri içerisinde de yer almaktadır.

Note. The number of schools, students, teachers and classrooms in Imam and Preacher Lower Secondary Schools are also included in lower secondary schools data.

(1) Kadrolu öğretmenleri kapsar.

(1) Includes permanent teaching staff.

2.5.c İstatistiki Bölge Birimleri Sınıflaması 3. düzey, Din Öğretimi Genel Müdürlüğü'ne bağlı ortaokullarda okul, öğrenci, öğretmen ve derslik sayısı (devam)

The number of schools, students, teachers and classrooms in lower secondary schools dependent on General Directorate of Religious Education according to Statistical Regions Level 3 (continued)

[2014/15 Öğretim yılı başı - Beginning of the educational year 2014/15]

İBBS 3. Düzey SR Level 3		Okul School	Öğrenci - Student			Öğretmen <sup>(1)</sup> - Teacher <sup>(1)</sup>			Derslik Classroom	
			Toplam Total	Erkek Male	Kadın Female	Toplam Total	Erkek Male	Kadın Female		
TR721	Kayseri	<b>Toplam</b>	<b>25</b>	<b>5 908</b>	<b>2 903</b>	<b>3 005</b>	<b>256</b>	<b>147</b>	<b>109</b>	<b>164</b>
		İmam Hatip Lisesi Büny. İ.H.Ortaokulu	10	1 717	768	949	-	-	-	-
		İmam Hatip Ortaokulu	15	4 191	2 135	2 056	256	147	109	164
TR722	Sivas	<b>Toplam</b>	<b>20</b>	<b>3 558</b>	<b>1 717</b>	<b>1 841</b>	<b>205</b>	<b>110</b>	<b>95</b>	<b>105</b>
		İmam Hatip Lisesi Büny. İ.H.Ortaokulu	7	845	436	409	-	-	-	-
		İmam Hatip Ortaokulu	13	2 713	1 281	1 432	205	110	95	105
TR723	Yozgat	<b>Toplam</b>	<b>19</b>	<b>2 547</b>	<b>1 293</b>	<b>1 254</b>	<b>103</b>	<b>56</b>	<b>47</b>	<b>69</b>
		İmam Hatip Lisesi Büny. İ.H.Ortaokulu	8	1 043	528	515	-	-	-	-
		İmam Hatip Ortaokulu	11	1 504	765	739	103	56	47	69
TR811	Zonguldak	<b>Toplam</b>	<b>12</b>	<b>2 159</b>	<b>1 132</b>	<b>1 027</b>	<b>82</b>	<b>50</b>	<b>32</b>	<b>49</b>
		İmam Hatip Lisesi Büny. İ.H.Ortaokulu	3	416	202	214	-	-	-	-
		İmam Hatip Ortaokulu	9	1 743	930	813	82	50	32	49
TR812	Karabük	<b>Toplam</b>	<b>10</b>	<b>1 192</b>	<b>592</b>	<b>600</b>	<b>82</b>	<b>42</b>	<b>40</b>	<b>53</b>
		İmam Hatip Lisesi Büny. İ.H.Ortaokulu	-	-	-	-	-	-	-	-
		İmam Hatip Ortaokulu	10	1 192	592	600	82	42	40	53
TR813	Bartın	<b>Toplam</b>	<b>6</b>	<b>939</b>	<b>507</b>	<b>432</b>	<b>53</b>	<b>29</b>	<b>24</b>	<b>27</b>
		İmam Hatip Lisesi Büny. İ.H.Ortaokulu	-	-	-	-	-	-	-	-
		İmam Hatip Ortaokulu	6	939	507	432	53	29	24	27
TR821	Kastamonu	<b>Toplam</b>	<b>13</b>	<b>1 183</b>	<b>676</b>	<b>507</b>	<b>55</b>	<b>28</b>	<b>27</b>	<b>30</b>
		İmam Hatip Lisesi Büny. İ.H.Ortaokulu	7	496	302	194	-	-	-	-
		İmam Hatip Ortaokulu	6	687	374	313	55	28	27	30
TR822	Çankırı	<b>Toplam</b>	<b>6</b>	<b>833</b>	<b>425</b>	<b>408</b>	<b>35</b>	<b>19</b>	<b>16</b>	<b>30</b>
		İmam Hatip Lisesi Büny. İ.H.Ortaokulu	2	66	31	35	-	-	-	-
		İmam Hatip Ortaokulu	4	767	394	373	35	19	16	30
TR823	Sinop	<b>Toplam</b>	<b>9</b>	<b>1 047</b>	<b>601</b>	<b>446</b>	<b>41</b>	<b>20</b>	<b>21</b>	<b>19</b>
		İmam Hatip Lisesi Büny. İ.H.Ortaokulu	3	232	131	101	-	-	-	-
		İmam Hatip Ortaokulu	6	815	470	345	41	20	21	19
TR831	Samsun	<b>Toplam</b>	<b>24</b>	<b>8 727</b>	<b>4 547</b>	<b>4 180</b>	<b>463</b>	<b>239</b>	<b>224</b>	<b>241</b>
		İmam Hatip Lisesi Büny. İ.H.Ortaokulu	-	-	-	-	-	-	-	-
		İmam Hatip Ortaokulu	24	8 727	4 547	4 180	463	239	224	241
TR832	Tokat	<b>Toplam</b>	<b>16</b>	<b>3 229</b>	<b>1 667</b>	<b>1 562</b>	<b>198</b>	<b>124</b>	<b>74</b>	<b>105</b>
		İmam Hatip Lisesi Büny. İ.H.Ortaokulu	-	-	-	-	-	-	-	-
		İmam Hatip Ortaokulu	16	3 229	1 667	1 562	198	124	74	105
TR833	Çorum	<b>Toplam</b>	<b>19</b>	<b>3 724</b>	<b>1 856</b>	<b>1 868</b>	<b>222</b>	<b>128</b>	<b>94</b>	<b>146</b>
		İmam Hatip Lisesi Büny. İ.H.Ortaokulu	2	572	280	292	-	-	-	-
		İmam Hatip Ortaokulu	17	3 152	1 576	1 576	222	128	94	146
TR834	Amasya	<b>Toplam</b>	<b>9</b>	<b>1 814</b>	<b>924</b>	<b>890</b>	<b>103</b>	<b>57</b>	<b>46</b>	<b>71</b>
		İmam Hatip Lisesi Büny. İ.H.Ortaokulu	1	-	-	-	-	-	-	-
		İmam Hatip Ortaokulu	8	1 814	924	890	103	57	46	71
TR901	Trabzon	<b>Toplam</b>	<b>32</b>	<b>5 298</b>	<b>2 612</b>	<b>2 686</b>	<b>256</b>	<b>134</b>	<b>122</b>	<b>175</b>
		İmam Hatip Lisesi Büny. İ.H.Ortaokulu	6	602	314	288	-	-	-	-
		İmam Hatip Ortaokulu	26	4 696	2 298	2 398	256	134	122	175
TR902	Ordu	<b>Toplam</b>	<b>22</b>	<b>3 160</b>	<b>1 713</b>	<b>1 447</b>	<b>152</b>	<b>94</b>	<b>58</b>	<b>70</b>
		İmam Hatip Lisesi Büny. İ.H.Ortaokulu	11	710	395	315	-	-	-	-
		İmam Hatip Ortaokulu	11	2 450	1 318	1 132	152	94	58	70
TR903	Giresun	<b>Toplam</b>	<b>24</b>	<b>3 101</b>	<b>1 699</b>	<b>1 402</b>	<b>123</b>	<b>67</b>	<b>56</b>	<b>117</b>
		İmam Hatip Lisesi Büny. İ.H.Ortaokulu	6	851	487	364	-	-	-	-
		İmam Hatip Ortaokulu	18	2 250	1 212	1 038	123	67	56	117
TR904	Rize	<b>Toplam</b>	<b>16</b>	<b>3 430</b>	<b>1 713</b>	<b>1 717</b>	<b>140</b>	<b>69</b>	<b>71</b>	<b>122</b>
		İmam Hatip Lisesi Büny. İ.H.Ortaokulu	7	515	291	224	-	-	-	-
		İmam Hatip Ortaokulu	9	2 915	1 422	1 493	140	69	71	122
TR905	Artvin	<b>Toplam</b>	<b>11</b>	<b>638</b>	<b>332</b>	<b>306</b>	<b>14</b>	<b>5</b>	<b>9</b>	<b>17</b>
		İmam Hatip Lisesi Büny. İ.H.Ortaokulu	8	431	226	205	-	-	-	-
		İmam Hatip Ortaokulu	3	207	106	101	14	5	9	17
TR906	Gümüşhane	<b>Toplam</b>	<b>6</b>	<b>644</b>	<b>322</b>	<b>322</b>	<b>56</b>	<b>33</b>	<b>23</b>	<b>38</b>
		İmam Hatip Lisesi Büny. İ.H.Ortaokulu	-	-	-	-	-	-	-	-
		İmam Hatip Ortaokulu	6	644	322	322	56	33	23	38
TRA11	Erzurum	<b>Toplam</b>	<b>28</b>	<b>3 845</b>	<b>1 938</b>	<b>1 907</b>	<b>190</b>	<b>95</b>	<b>95</b>	<b>134</b>
		İmam Hatip Lisesi Büny. İ.H.Ortaokulu	4	283	134	149	-	-	-	-
		İmam Hatip Ortaokulu	24	3 562	1 804	1 758	190	95	95	134
TRA12	Erzincan	<b>Toplam</b>	<b>8</b>	<b>1 183</b>	<b>599</b>	<b>584</b>	<b>81</b>	<b>42</b>	<b>39</b>	<b>44</b>
		İmam Hatip Lisesi Büny. İ.H.Ortaokulu	-	-	-	-	-	-	-	-
		İmam Hatip Ortaokulu	8	1 183	599	584	81	42	39	44

Not. İmam Hatip Ortaokulu okul, öğrenci, öğretmen ve derslik sayıları, ortaokul bilgileri içerisinde de yer almaktadır.

(1) Kadrolu öğretmenleri kapsar.

Note. The number of schools, students, teachers and classrooms in Imam and Preacher Lower Secondary Schools are also included in lower secondary schools data.

(1) Includes permanent teaching staff.

2.5.c İstatistiki Bölge Birimleri Sınıflaması 3. düzey, Din Öğretimi Genel Müdürlüğü'ne bağlı ortaokullarda okul, öğrenci, öğretmen ve derslik sayısı (devam)

The number of schools, students, teachers and classrooms in lower secondary schools dependent on General Directorate of Religious Education according to Statistical Regions Level 3 (continued)

[2014/15 Öğretim yılı başı - Beginning of the educational year 2014/15]

İBBS 3. Düzey SR Level 3	Okul School	Öğrenci - Student			Öğretmen <sup>(1)</sup> - Teacher <sup>(1)</sup>			Derslik Classroom	
		Toplam Total	Erkek Male	Kadın Female	Toplam Total	Erkek Male	Kadın Female		
TRA13 Bayburt	<b>Toplam</b>	<b>5</b>	<b>1 053</b>	<b>499</b>	<b>554</b>	<b>40</b>	<b>15</b>	<b>25</b>	<b>39</b>
	İmam Hatip Lisesi Büny. İ.H.Ortaokulu	1	402	251	151	-	-	-	-
	İmam Hatip Ortaokulu	4	651	248	403	40	15	25	39
TRA21 Ağrı	<b>Toplam</b>	<b>9</b>	<b>1 418</b>	<b>745</b>	<b>673</b>	<b>113</b>	<b>41</b>	<b>72</b>	<b>39</b>
	İmam Hatip Lisesi Büny. İ.H.Ortaokulu	1	-	-	-	-	-	-	-
	İmam Hatip Ortaokulu	8	1 418	745	673	113	41	72	39
TRA22 Kars	<b>Toplam</b>	<b>8</b>	<b>1 165</b>	<b>637</b>	<b>528</b>	<b>66</b>	<b>25</b>	<b>41</b>	<b>34</b>
	İmam Hatip Lisesi Büny. İ.H.Ortaokulu	2	200	108	92	-	-	-	-
	İmam Hatip Ortaokulu	6	965	529	436	66	25	41	34
TRA23 Iğdır	<b>Toplam</b>	<b>3</b>	<b>299</b>	<b>162</b>	<b>137</b>	<b>13</b>	<b>7</b>	<b>6</b>	<b>-</b>
	İmam Hatip Lisesi Büny. İ.H.Ortaokulu	1	129	63	66	-	-	-	-
	İmam Hatip Ortaokulu	2	170	99	71	13	7	6	-
TRA24 Ardahan	<b>Toplam</b>	<b>5</b>	<b>398</b>	<b>205</b>	<b>193</b>	<b>9</b>	<b>6</b>	<b>3</b>	<b>-</b>
	İmam Hatip Lisesi Büny. İ.H.Ortaokulu	3	330	171	159	-	-	-	-
	İmam Hatip Ortaokulu	2	68	34	34	9	6	3	-
TRB11 Malatya	<b>Toplam</b>	<b>21</b>	<b>3 402</b>	<b>1 617</b>	<b>1 785</b>	<b>250</b>	<b>149</b>	<b>101</b>	<b>131</b>
	İmam Hatip Lisesi Büny. İ.H.Ortaokulu	4	302	169	133	-	-	-	-
	İmam Hatip Ortaokulu	17	3 100	1 448	1 652	250	149	101	131
TRB12 Elazığ	<b>Toplam</b>	<b>17</b>	<b>2 454</b>	<b>1 198</b>	<b>1 256</b>	<b>93</b>	<b>52</b>	<b>41</b>	<b>76</b>
	İmam Hatip Lisesi Büny. İ.H.Ortaokulu	7	1 108	493	615	-	-	-	-
	İmam Hatip Ortaokulu	10	1 346	705	641	93	52	41	76
TRB13 Bingöl	<b>Toplam</b>	<b>15</b>	<b>1 587</b>	<b>785</b>	<b>802</b>	<b>67</b>	<b>38</b>	<b>29</b>	<b>12</b>
	İmam Hatip Lisesi Büny. İ.H.Ortaokulu	4	488	254	234	-	-	-	-
	İmam Hatip Ortaokulu	11	1 099	531	568	67	38	29	12
TRB14 Tunceli	<b>Toplam</b>	<b>2</b>	<b>129</b>	<b>64</b>	<b>65</b>	<b>5</b>	<b>3</b>	<b>2</b>	<b>-</b>
	İmam Hatip Lisesi Büny. İ.H.Ortaokulu	1	67	34	33	-	-	-	-
	İmam Hatip Ortaokulu	1	62	30	32	5	3	2	-
TRB21 Van	<b>Toplam</b>	<b>26</b>	<b>3 327</b>	<b>1 520</b>	<b>1 807</b>	<b>173</b>	<b>85</b>	<b>88</b>	<b>119</b>
	İmam Hatip Lisesi Büny. İ.H.Ortaokulu	9	745	295	450	-	-	-	-
	İmam Hatip Ortaokulu	17	2 582	1 225	1 357	173	85	88	119
TRB22 Muş	<b>Toplam</b>	<b>20</b>	<b>2 627</b>	<b>1 369</b>	<b>1 258</b>	<b>130</b>	<b>74</b>	<b>56</b>	<b>49</b>
	İmam Hatip Lisesi Büny. İ.H.Ortaokulu	2	96	67	29	-	-	-	-
	İmam Hatip Ortaokulu	18	2 531	1 302	1 229	130	74	56	49
TRB23 Bitlis	<b>Toplam</b>	<b>13</b>	<b>510</b>	<b>252</b>	<b>258</b>	<b>15</b>	<b>5</b>	<b>10</b>	<b>-</b>
	İmam Hatip Lisesi Büny. İ.H.Ortaokulu	7	383	181	202	-	-	-	-
	İmam Hatip Ortaokulu	6	127	71	56	15	5	10	-
TRB24 Hakkari	<b>Toplam</b>	<b>6</b>	<b>719</b>	<b>440</b>	<b>279</b>	<b>47</b>	<b>25</b>	<b>22</b>	<b>15</b>
	İmam Hatip Lisesi Büny. İ.H.Ortaokulu	-	-	-	-	-	-	-	-
	İmam Hatip Ortaokulu	6	719	440	279	47	25	22	15
TRC11 Gaziantep	<b>Toplam</b>	<b>29</b>	<b>7 721</b>	<b>3 746</b>	<b>3 975</b>	<b>318</b>	<b>170</b>	<b>148</b>	<b>252</b>
	İmam Hatip Lisesi Büny. İ.H.Ortaokulu	3	307	158	149	-	-	-	-
	İmam Hatip Ortaokulu	26	7 414	3 588	3 826	318	170	148	252
TRC12 Adıyaman	<b>Toplam</b>	<b>13</b>	<b>3 137</b>	<b>1 540</b>	<b>1 597</b>	<b>220</b>	<b>137</b>	<b>83</b>	<b>136</b>
	İmam Hatip Lisesi Büny. İ.H.Ortaokulu	3	234	113	121	-	-	-	-
	İmam Hatip Ortaokulu	10	2 903	1 427	1 476	220	137	83	136
TRC13 Kilis	<b>Toplam</b>	<b>1</b>	<b>224</b>	<b>125</b>	<b>99</b>	<b>17</b>	<b>12</b>	<b>5</b>	<b>-</b>
	İmam Hatip Lisesi Büny. İ.H.Ortaokulu	-	-	-	-	-	-	-	-
	İmam Hatip Ortaokulu	1	224	125	99	17	12	5	-
TRC21 Şanlıurfa	<b>Toplam</b>	<b>36</b>	<b>7 796</b>	<b>3 683</b>	<b>4 113</b>	<b>285</b>	<b>156</b>	<b>129</b>	<b>235</b>
	İmam Hatip Lisesi Büny. İ.H.Ortaokulu	20	3 013	1 264	1 749	-	-	-	-
	İmam Hatip Ortaokulu	16	4 783	2 419	2 364	285	156	129	235
TRC22 Diyarbakır	<b>Toplam</b>	<b>25</b>	<b>6 667</b>	<b>3 416</b>	<b>3 251</b>	<b>459</b>	<b>239</b>	<b>220</b>	<b>214</b>
	İmam Hatip Lisesi Büny. İ.H.Ortaokulu	5	492	223	269	-	-	-	-
	İmam Hatip Ortaokulu	20	6 175	3 193	2 982	459	239	220	214
TRC31 Mardin	<b>Toplam</b>	<b>22</b>	<b>2 881</b>	<b>1 432</b>	<b>1 449</b>	<b>166</b>	<b>97</b>	<b>69</b>	<b>125</b>
	İmam Hatip Lisesi Büny. İ.H.Ortaokulu	11	1 070	490	580	-	-	-	-
	İmam Hatip Ortaokulu	11	1 811	942	869	166	97	69	125
TRC32 Batman	<b>Toplam</b>	<b>10</b>	<b>3 316</b>	<b>1 548</b>	<b>1 768</b>	<b>143</b>	<b>87</b>	<b>56</b>	<b>94</b>
	İmam Hatip Lisesi Büny. İ.H.Ortaokulu	2	508	210	298	-	-	-	-
	İmam Hatip Ortaokulu	8	2 808	1 338	1 470	143	87	56	94
TRC33 Şırnak	<b>Toplam</b>	<b>4</b>	<b>513</b>	<b>295</b>	<b>218</b>	<b>27</b>	<b>15</b>	<b>12</b>	<b>8</b>
	İmam Hatip Lisesi Büny. İ.H.Ortaokulu	1	125	85	40	-	-	-	-
	İmam Hatip Ortaokulu	3	388	210	178	27	15	12	8
TRC34 Siirt	<b>Toplam</b>	<b>10</b>	<b>1 208</b>	<b>561</b>	<b>647</b>	<b>62</b>	<b>36</b>	<b>26</b>	<b>44</b>
	İmam Hatip Lisesi Büny. İ.H.Ortaokulu	4	335	175	160	-	-	-	-
	İmam Hatip Ortaokulu	6	873	386	487	62	36	26	44

Not. İmam Hatip Ortaokulu okul, öğrenci, öğretmen ve derslik sayıları, ortaokul bilgileri içerisinde de yer almaktadır.

(1) Kadrolu öğretmenleri kapsar.

Note. The number of schools, students, teachers and classrooms in Imam and Preacher Lower Secondary Schools are also included in lower secondary schools data.

(1) Includes permanent teaching staff.

2.6.a İstatistikî Bölge Birimleri Sınıflaması 3. düzey, yerleşim yeri, sınıflara göre ilkokullarda, okul, şube ve öğrenci sayısı  
[2014/15 Öğretim yılı başı]

İBBS 3. Düzey		Toplam - Total					Özel Eğitim <sup>(1)</sup>			1. Sınıf <sup>(1)</sup> - Grade 1 <sup>(1)</sup>		
		Okul School	Şube Division	Öğrenci - Student			Şube Division	Erkek Male	Kadın Female	Şube Division	Erkek Male	Kadın Female
				Toplam Total	Erkek Male	Kadın Female						
TR Türkiye	Toplam	27 544	255 451	5 434 150	2 781 411	2 652 739	8 988	10 146	6 176	59 919	661 511	627 903
	Şehir	20 235	222 478	5 035 636	2 577 900	2 457 736	8 788	9 984	6 083	51 894	615 205	584 083
	Köy	7 309	32 973	398 514	203 511	195 003	200	162	93	8 025	46 306	43 820
TR100 İstanbul	Toplam	1 522	33 140	940 033	481 804	458 229	2 507	2 881	1 777	7 546	117 327	111 954
	Şehir	1 522	33 140	940 033	481 804	458 229	2 507	2 881	1 777	7 546	117 327	111 954
	Köy	-	-	-	-	-	-	-	-	-	-	-
TR211 Tekirdağ	Toplam	160	2 245	54 644	28 106	26 538	104	111	74	533	6 647	6 259
	Şehir	160	2 245	54 644	28 106	26 538	104	111	74	533	6 647	6 259
	Köy	-	-	-	-	-	-	-	-	-	-	-
TR212 Edirne	Toplam	125	971	17 858	9 085	8 773	10	8	7	238	2 199	2 008
	Şehir	67	721	14 740	7 539	7 201	10	8	7	176	1 841	1 646
	Köy	58	250	3 118	1 546	1 572	-	-	-	62	358	362
TR213 Kırklareli	Toplam	100	780	15 404	7 921	7 483	15	23	6	183	1 799	1 715
	Şehir	50	569	12 639	6 466	6 173	15	23	6	131	1 480	1 424
	Köy	50	211	2 765	1 455	1 310	-	-	-	52	319	291
TR221 Balıkesir	Toplam	402	3 330	57 918	29 647	28 271	151	141	92	759	6 629	6 262
	Şehir	402	3 330	57 918	29 647	28 271	151	141	92	759	6 629	6 262
	Köy	-	-	-	-	-	-	-	-	-	-	-
TR222 Çanakkale	Toplam	155	1 251	22 641	11 585	11 056	74	59	39	288	2 653	2 518
	Şehir	55	731	15 607	7 984	7 623	47	38	28	168	1 834	1 778
	Köy	100	520	7 034	3 601	3 433	27	21	11	120	819	740
TR310 İzmir	Toplam	786	10 636	223 181	114 319	108 862	565	578	302	2 435	27 290	25 767
	Şehir	786	10 636	223 181	114 319	108 862	565	578	302	2 435	27 290	25 767
	Köy	-	-	-	-	-	-	-	-	-	-	-
TR321 Aydın	Toplam	370	3 197	57 686	29 662	28 024	73	92	52	747	6 877	6 515
	Şehir	370	3 197	57 686	29 662	28 024	73	92	52	747	6 877	6 515
	Köy	-	-	-	-	-	-	-	-	-	-	-
TR322 Denizli	Toplam	313	3 030	58 707	30 030	28 677	55	57	37	684	6 884	6 461
	Şehir	313	3 030	58 707	30 030	28 677	55	57	37	684	6 884	6 461
	Köy	-	-	-	-	-	-	-	-	-	-	-
TR323 Muğla	Toplam	354	2 764	48 319	24 879	23 440	124	108	56	614	5 570	5 202
	Şehir	354	2 764	48 319	24 879	23 440	124	108	56	614	5 570	5 202
	Köy	-	-	-	-	-	-	-	-	-	-	-
TR331 Manisa	Toplam	545	4 487	81 470	41 956	39 514	193	188	113	1 026	9 450	8 891
	Şehir	545	4 487	81 470	41 956	39 514	193	188	113	1 026	9 450	8 891
	Köy	-	-	-	-	-	-	-	-	-	-	-
TR332 Afyonkarahisar	Toplam	380	2 536	46 043	23 576	22 467	20	27	19	603	5 235	4 887
	Şehir	125	1 258	26 880	13 847	13 033	14	15	15	295	3 110	2 890
	Köy	255	1 278	19 163	9 729	9 434	6	12	4	308	2 125	1 997
TR333 Kütahya	Toplam	246	1 786	29 444	15 152	14 292	42	33	22	418	3 313	3 103
	Şehir	96	1 117	22 328	11 537	10 791	36	28	21	257	2 581	2 375
	Köy	150	669	7 116	3 615	3 501	6	5	1	161	732	728
TR334 Uşak	Toplam	144	1 107	19 402	9 987	9 415	26	27	7	258	2 250	2 144
	Şehir	49	681	14 940	7 673	7 267	21	23	6	160	1 760	1 728
	Köy	95	426	4 462	2 314	2 148	5	4	1	98	490	416
TR411 Bursa	Toplam	557	7 724	175 205	89 975	85 230	398	487	293	1 770	21 494	20 267
	Şehir	557	7 724	175 205	89 975	85 230	398	487	293	1 770	21 494	20 267
	Köy	-	-	-	-	-	-	-	-	-	-	-
TR412 Eskişehir	Toplam	162	2 036	40 736	20 737	19 999	77	103	62	478	4 871	4 526
	Şehir	162	2 036	40 736	20 737	19 999	77	103	62	478	4 871	4 526
	Köy	-	-	-	-	-	-	-	-	-	-	-
TR413 Bilecik	Toplam	60	523	10 934	5 608	5 326	15	14	12	122	1 220	1 170
	Şehir	40	430	9 676	4 976	4 700	15	14	12	99	1 071	1 040
	Köy	20	93	1 258	632	626	-	-	-	23	149	130
TR421 Kocaeli	Toplam	322	4 608	116 184	59 557	56 627	131	192	125	1 097	14 052	13 393
	Şehir	322	4 608	116 184	59 557	56 627	131	192	125	1 097	14 052	13 393
	Köy	-	-	-	-	-	-	-	-	-	-	-
TR422 Sakarya	Toplam	334	2 876	58 982	30 217	28 765	114	99	64	658	6 928	6 613
	Şehir	334	2 876	58 982	30 217	28 765	114	99	64	658	6 928	6 613
	Köy	-	-	-	-	-	-	-	-	-	-	-
TR423 Düzce	Toplam	157	1 263	22 338	11 334	11 004	48	53	37	285	2 516	2 471
	Şehir	52	729	15 262	7 712	7 550	41	46	35	159	1 733	1 708
	Köy	105	534	7 076	3 622	3 454	7	7	2	126	783	763

Not. Özel eğitime muhtaç öğrenciler için açılmış müstakil sınıflar yok ise; bu öğrenciler normal öğrenciler içinde gösterilmiştir.

(1) Yeni kayıt olan öğrencileri de kapsar.



2.6.a Number of schools, divisions and students in primary schools by grade and settlement place according to Statistical Regions Level 3  
[Beginning of the educational year 2014/'15]

2. Sınıf - Grade 2			3. Sınıf - Grade 3			4. Sınıf - Grade 4			SR- Level 3	
Şube Division	Erkek Male	Kadın Female	Şube Division	Erkek Male	Kadın Female	Şube Division	Erkek Male	Kadın Female		
59 053	613 924	587 152	71 774	865 033	831 431	55 717	630 797	600 077	<b>Total</b>	Turkey TR
51 139	569 549	544 721	62 850	799 745	768 221	47 807	583 417	554 628	<b>City</b>	
7 914	44 375	42 431	8 924	65 288	63 210	7 910	47 380	45 449	<b>Village</b>	
7 306	106 267	101 715	9 078	146 630	140 431	6 703	108 699	102 352	<b>Total</b>	Istanbul TR100
7 306	106 267	101 715	9 078	146 630	140 431	6 703	108 699	102 352	City	
-	-	-	-	-	-	-	-	-	Village	
514	6 267	5 922	631	8 657	8 260	463	6 424	6 023	<b>Total</b>	Tekirdağ TR211
514	6 267	5 922	631	8 657	8 260	463	6 424	6 023	City	
-	-	-	-	-	-	-	-	-	Village	
230	1 999	1 983	268	2 748	2 791	225	2 131	1 984	<b>Total</b>	Edirne TR212
173	1 699	1 648	200	2 245	2 249	162	1 746	1 651	City	
57	300	335	68	503	542	63	385	333	Village	
182	1 760	1 627	223	2 438	2 372	177	1 901	1 763	<b>Total</b>	Kırklareli TR213
132	1 466	1 348	165	1 973	1 953	126	1 524	1 442	City	
50	294	279	58	465	419	51	377	321	Village	
746	6 440	6 200	952	9 495	9 036	722	6 942	6 681	<b>Total</b>	Balıkesir TR221
746	6 440	6 200	952	9 495	9 036	722	6 942	6 681	City	
-	-	-	-	-	-	-	-	-	Village	
284	2 612	2 532	338	3 536	3 408	267	2 725	2 559	<b>Total</b>	Çanakkale TR222
165	1 797	1 746	197	2 432	2 308	154	1 883	1 763	City	
119	815	786	141	1 104	1 100	113	842	796	Village	
2 427	25 684	24 456	2 992	34 766	33 562	2 217	26 001	24 775	<b>Total</b>	İzmir TR310
2 427	25 684	24 456	2 992	34 766	33 562	2 217	26 001	24 775	City	
-	-	-	-	-	-	-	-	-	Village	
736	6 545	6 180	942	9 419	8 834	699	6 729	6 443	<b>Total</b>	Aydın TR321
736	6 545	6 180	942	9 419	8 834	699	6 729	6 443	City	
-	-	-	-	-	-	-	-	-	Village	
727	6 447	6 343	895	9 671	9 222	669	6 971	6 614	<b>Total</b>	Denizli TR322
727	6 447	6 343	895	9 671	9 222	669	6 971	6 614	City	
-	-	-	-	-	-	-	-	-	Village	
630	5 516	5 230	806	8 032	7 646	590	5 653	5 306	<b>Total</b>	Muğla TR323
630	5 516	5 230	806	8 032	7 646	590	5 653	5 306	City	
-	-	-	-	-	-	-	-	-	Village	
1 026	9 260	8 809	1 280	13 166	12 709	962	9 892	8 992	<b>Total</b>	Manisa TR331
1 026	9 260	8 809	1 280	13 166	12 709	962	9 892	8 992	City	
-	-	-	-	-	-	-	-	-	Village	
601	5 284	5 029	731	7 418	7 305	581	5 612	5 227	<b>Total</b>	Afyonkarahisar TR332
294	3 092	2 874	375	4 316	4 177	280	3 314	3 077	City	
307	2 192	2 155	356	3 102	3 128	301	2 298	2 150	Village	
418	3 382	3 194	503	4 822	4 577	405	3 602	3 396	<b>Total</b>	Kütahya TR333
259	2 587	2 409	320	3 627	3 398	245	2 714	2 588	City	
159	795	785	183	1 195	1 179	160	888	808	Village	
260	2 205	2 096	313	3 086	2 944	250	2 419	2 224	<b>Total</b>	Uşak TR334
158	1 693	1 621	194	2 374	2 237	148	1 823	1 675	City	
102	512	475	119	712	707	102	596	549	Village	
1 717	19 850	19 372	2 189	27 511	25 988	1 650	20 633	19 310	<b>Total</b>	Bursa TR411
1 717	19 850	19 372	2 189	27 511	25 988	1 650	20 633	19 310	City	
-	-	-	-	-	-	-	-	-	Village	
496	4 623	4 456	561	6 291	6 246	424	4 849	4 709	<b>Total</b>	Eskişehir TR412
496	4 623	4 456	561	6 291	6 246	424	4 849	4 709	City	
-	-	-	-	-	-	-	-	-	Village	
118	1 235	1 163	153	1 790	1 725	115	1 349	1 256	<b>Total</b>	Bilecik TR413
95	1 103	1 017	127	1 572	1 523	94	1 216	1 108	City	
23	132	146	26	218	202	21	133	148	Village	
1 077	13 483	12 897	1 342	18 360	17 468	961	13 470	12 744	<b>Total</b>	Kocaeli TR421
1 077	13 483	12 897	1 342	18 360	17 468	961	13 470	12 744	City	
-	-	-	-	-	-	-	-	-	Village	
670	6 818	6 589	808	9 450	9 096	626	6 922	6 403	<b>Total</b>	Sakarya TR422
670	6 818	6 589	808	9 450	9 096	626	6 922	6 403	City	
-	-	-	-	-	-	-	-	-	Village	
285	2 583	2 429	364	3 670	3 537	281	2 512	2 530	<b>Total</b>	Düzce TR423
159	1 773	1 699	214	2 464	2 361	156	1 696	1 747	City	
126	810	730	150	1 206	1 176	125	816	783	Village	

Note. In cases where separate classes for students in need of special education is not available, figures for the said students are included in regular enrollment.

(1) Includes also new entrant students.

2.6.a İstatistikî Bölge Birimleri Sınıflaması 3. düzey, yerleşim yeri, sınıflara göre ilkokullarda, okul, şube ve öğrenci sayısı  
[2014/15 Öğretim yılı başı]

İBBS 3. Düzey		Toplam - Total					Özel Eğitim <sup>(1)</sup>			1. Sınıf <sup>(1)</sup> - Grade 1 <sup>(1)</sup>		
		Okul School	Şube Division	Öğrenci - Student			Special Education <sup>(1)</sup>			Şube Division	Erkek Male	Kadın Female
				Toplam Total	Erkek Male	Kadın Female	Şube Division	Erkek Male	Kadın Female			
TR424 Bolu	<b>Toplam</b>	<b>77</b>	<b>778</b>	<b>14 788</b>	<b>7 656</b>	<b>7 132</b>	<b>69</b>	<b>67</b>	<b>40</b>	<b>166</b>	<b>1 775</b>	<b>1 659</b>
	Şehir	49	605	12 531	6 448	6 083	47	50	30	129	1 504	1 421
	Köy	28	173	2 257	1 208	1 049	22	17	10	37	271	238
TR425 Yalova	<b>Toplam</b>	<b>61</b>	<b>623</b>	<b>12 483</b>	<b>6 373</b>	<b>6 110</b>	<b>26</b>	<b>37</b>	<b>22</b>	<b>141</b>	<b>1 429</b>	<b>1 448</b>
	Şehir	34	467	9 792	5 000	4 792	22	31	21	105	1 110	1 137
	Köy	27	156	2 691	1 373	1 318	4	6	1	36	319	311
TR510 Ankara	<b>Toplam</b>	<b>808</b>	<b>13 533</b>	<b>315 060</b>	<b>161 899</b>	<b>153 161</b>	<b>575</b>	<b>616</b>	<b>339</b>	<b>3 188</b>	<b>39 045</b>	<b>36 844</b>
	Şehir	808	13 533	315 060	161 899	153 161	575	616	339	3 188	39 045	36 844
	Köy	-	-	-	-	-	-	-	-	-	-	-
TR521 Konya	<b>Toplam</b>	<b>807</b>	<b>7 430</b>	<b>153 195</b>	<b>78 210</b>	<b>74 985</b>	<b>325</b>	<b>379</b>	<b>252</b>	<b>1 731</b>	<b>17 899</b>	<b>17 096</b>
	Şehir	807	7 430	153 195	78 210	74 985	325	379	252	1 731	17 899	17 096
	Köy	-	-	-	-	-	-	-	-	-	-	-
TR522 Karaman	<b>Toplam</b>	<b>107</b>	<b>890</b>	<b>15 890</b>	<b>8 102</b>	<b>7 788</b>	<b>34</b>	<b>35</b>	<b>23</b>	<b>204</b>	<b>1 781</b>	<b>1 728</b>
	Şehir	43	582	12 018	6 128	5 890	27	31	17	132	1 357	1 342
	Köy	64	308	3 872	1 974	1 898	7	4	6	72	424	386
TR611 Antalya	<b>Toplam</b>	<b>607</b>	<b>6 565</b>	<b>143 211</b>	<b>73 517</b>	<b>69 694</b>	<b>487</b>	<b>474</b>	<b>309</b>	<b>1 455</b>	<b>16 900</b>	<b>15 963</b>
	Şehir	607	6 565	143 211	73 517	69 694	487	474	309	1 455	16 900	15 963
	Köy	-	-	-	-	-	-	-	-	-	-	-
TR612 Isparta	<b>Toplam</b>	<b>185</b>	<b>1 294</b>	<b>23 199</b>	<b>11 996</b>	<b>11 203</b>	<b>21</b>	<b>20</b>	<b>18</b>	<b>306</b>	<b>2 703</b>	<b>2 522</b>
	Şehir	72	822	17 886	9 279	8 607	19	20	16	191	2 082	1 956
	Köy	113	472	5 313	2 717	2 596	2	-	2	115	621	566
TR613 Burdur	<b>Toplam</b>	<b>117</b>	<b>845</b>	<b>13 300</b>	<b>6 800</b>	<b>6 500</b>	<b>30</b>	<b>35</b>	<b>22</b>	<b>192</b>	<b>1 479</b>	<b>1 380</b>
	Şehir	43	513	9 810	5 080	4 730	24	31	20	114	1 080	1 035
	Köy	74	332	3 490	1 720	1 770	6	4	2	78	399	345
TR621 Adana	<b>Toplam</b>	<b>570</b>	<b>7 249</b>	<b>165 609</b>	<b>84 899</b>	<b>80 710</b>	<b>137</b>	<b>173</b>	<b>123</b>	<b>1 704</b>	<b>20 487</b>	<b>19 265</b>
	Şehir	570	7 249	165 609	84 899	80 710	137	173	123	1 704	20 487	19 265
	Köy	-	-	-	-	-	-	-	-	-	-	-
TR622 Mersin	<b>Toplam</b>	<b>475</b>	<b>5 725</b>	<b>120 587</b>	<b>61 753</b>	<b>58 834</b>	<b>181</b>	<b>240</b>	<b>147</b>	<b>1 299</b>	<b>13 842</b>	<b>13 470</b>
	Şehir	475	5 725	120 587	61 753	58 834	181	240	147	1 299	13 842	13 470
	Köy	-	-	-	-	-	-	-	-	-	-	-
TR631 Hatay	<b>Toplam</b>	<b>556</b>	<b>5 592</b>	<b>126 920</b>	<b>64 918</b>	<b>62 002</b>	<b>151</b>	<b>161</b>	<b>102</b>	<b>1 320</b>	<b>15 187</b>	<b>14 196</b>
	Şehir	556	5 592	126 920	64 918	62 002	151	161	102	1 320	15 187	14 196
	Köy	-	-	-	-	-	-	-	-	-	-	-
TR632 Kahramanmaraş	<b>Toplam</b>	<b>587</b>	<b>4 505</b>	<b>94 200</b>	<b>48 674</b>	<b>45 526</b>	<b>95</b>	<b>92</b>	<b>82</b>	<b>1 092</b>	<b>11 623</b>	<b>10 925</b>
	Şehir	587	4 505	94 200	48 674	45 526	95	92	82	1 092	11 623	10 925
	Köy	-	-	-	-	-	-	-	-	-	-	-
TR633 Osmaniye	<b>Toplam</b>	<b>191</b>	<b>1 999</b>	<b>42 257</b>	<b>21 773</b>	<b>20 484</b>	<b>46</b>	<b>49</b>	<b>40</b>	<b>479</b>	<b>5 233</b>	<b>4 794</b>
	Şehir	77	1 439	34 593	17 822	16 771	38	47	34	347	4 373	3 981
	Köy	114	560	7 664	3 951	3 713	8	2	6	132	860	813
TR711 Kırıkkale	<b>Toplam</b>	<b>96</b>	<b>978</b>	<b>15 463</b>	<b>7 800</b>	<b>7 663</b>	<b>45</b>	<b>45</b>	<b>33</b>	<b>228</b>	<b>1 819</b>	<b>1 704</b>
	Şehir	53	792	14 015	7 036	6 979	43	43	33	184	1 654	1 548
	Köy	43	186	1 448	764	684	2	2	-	44	165	156
TR712 Aksaray	<b>Toplam</b>	<b>227</b>	<b>1 477</b>	<b>28 507</b>	<b>14 558</b>	<b>13 949</b>	<b>9</b>	<b>14</b>	<b>6</b>	<b>353</b>	<b>3 379</b>	<b>3 173</b>
	Şehir	79	775	18 236	9 334	8 902	6	9	6	188	2 239	2 125
	Köy	148	702	10 271	5 224	5 047	3	5	-	165	1 140	1 048
TR713 Niğde	<b>Toplam</b>	<b>179</b>	<b>1 293</b>	<b>25 167</b>	<b>13 040</b>	<b>12 127</b>	<b>15</b>	<b>25</b>	<b>7</b>	<b>303</b>	<b>2 984</b>	<b>2 639</b>
	Şehir	50	600	13 725	7 107	6 618	15	25	7	140	1 698	1 488
	Köy	129	693	11 442	5 933	5 509	-	-	-	163	1 286	1 151
TR714 Nevşehir	<b>Toplam</b>	<b>134</b>	<b>1 031</b>	<b>18 266</b>	<b>9 281</b>	<b>8 985</b>	<b>55</b>	<b>66</b>	<b>26</b>	<b>230</b>	<b>2 003</b>	<b>1 897</b>
	Şehir	43	561	11 449	5 773	5 676	54	65	25	118	1 292	1 191
	Köy	91	470	6 817	3 508	3 309	1	1	1	112	711	706
TR715 Kırşehir	<b>Toplam</b>	<b>83</b>	<b>699</b>	<b>12 477</b>	<b>6 378</b>	<b>6 099</b>	<b>8</b>	<b>9</b>	<b>6</b>	<b>163</b>	<b>1 438</b>	<b>1 370</b>
	Şehir	52	545	10 700	5 462	5 238	8	9	6	127	1 232	1 171
	Köy	31	154	1 777	916	861	-	-	-	36	206	199
TR721 Kayseri	<b>Toplam</b>	<b>427</b>	<b>4 495</b>	<b>98 983</b>	<b>50 767</b>	<b>48 216</b>	<b>107</b>	<b>142</b>	<b>93</b>	<b>1 078</b>	<b>12 191</b>	<b>11 397</b>
	Şehir	427	4 495	98 983	50 767	48 216	107	142	93	1 078	12 191	11 397
	Köy	-	-	-	-	-	-	-	-	-	-	-
TR722 Sivas	<b>Toplam</b>	<b>382</b>	<b>2 475</b>	<b>40 231</b>	<b>20 572</b>	<b>19 659</b>	<b>57</b>	<b>66</b>	<b>36</b>	<b>578</b>	<b>4 677</b>	<b>4 412</b>
	Şehir	120	1 438	31 169	16 023	15 146	57	66	36	331	3 722	3 442
	Köy	262	1 037	9 062	4 549	4 513	-	-	-	247	955	970
TR723 Yozgat	<b>Toplam</b>	<b>282</b>	<b>1 818</b>	<b>26 813</b>	<b>13 743</b>	<b>13 070</b>	<b>38</b>	<b>37</b>	<b>28</b>	<b>427</b>	<b>3 232</b>	<b>2 955</b>
	Şehir	87	988	18 464	9 487	8 977	38	37	28	226	2 223	2 071
	Köy	195	830	8 349	4 256	4 093	-	-	-	201	1 009	884

Not. Özel eğitime muhtaç öğrenciler için açılmış müstakil sınıflar yok ise; bu öğrenciler normal öğrenciler içinde gösterilmiştir.

(1) Yeni kayıt olan öğrencileri de kapsar.

2.6.a Number of schools, divisions and students in primary schools by grade and settlement place according to Statistical Regions Level 3 (continued)

[Beginning of the educational year 2014/'15]

2. Sınıf - Grade 2			3. Sınıf - Grade 3			4. Sınıf - Grade 4			SR- Level 3	
Şube Division	Erkek Male	Kadın Female	Şube Division	Erkek Male	Kadın Female	Şube Division	Erkek Male	Kadın Female		
170	1 734	1 591	214	2 289	2 173	159	1 791	1 669	<b>Total</b>	Bolu TR424
135	1 442	1 368	173	1 959	1 842	121	1 493	1 422	City	
35	292	223	41	330	331	38	298	247	Village	
139	1 500	1 357	187	1 991	1 942	130	1 416	1 341	<b>Total</b>	Yalova TR425
104	1 172	1 069	141	1 572	1 512	95	1 115	1 053	City	
35	328	288	46	419	430	35	301	288	Village	
3 147	36 349	34 497	3 742	49 255	46 597	2 881	36 634	34 884	<b>Total</b>	Ankara TR510
3 147	36 349	34 497	3 742	49 255	46 597	2 881	36 634	34 884	City	
-	-	-	-	-	-	-	-	-	Village	
1 705	17 148	16 282	2 060	24 567	23 959	1 609	18 217	17 396	<b>Total</b>	Konya TR521
1 705	17 148	16 282	2 060	24 567	23 959	1 609	18 217	17 396	City	
-	-	-	-	-	-	-	-	-	Village	
205	1 731	1 696	254	2 579	2 440	193	1 976	1 901	<b>Total</b>	Karaman TR522
133	1 320	1 269	169	1 950	1 845	121	1 470	1 417	City	
72	411	427	85	629	595	72	506	484	Village	
1 439	16 299	15 415	1 854	23 312	22 276	1 330	16 532	15 731	<b>Total</b>	Antalya TR611
1 439	16 299	15 415	1 854	23 312	22 276	1 330	16 532	15 731	City	
-	-	-	-	-	-	-	-	-	Village	
298	2 658	2 508	378	3 837	3 555	291	2 778	2 600	<b>Total</b>	Isparta TR612
186	2 061	1 932	249	2 965	2 706	177	2 151	1 997	City	
112	597	576	129	872	849	114	627	603	Village	
197	1 519	1 461	242	2 144	2 080	184	1 623	1 557	<b>Total</b>	Burdur TR613
119	1 152	1 078	152	1 626	1 501	104	1 191	1 096	City	
78	367	383	90	518	579	80	432	461	Village	
1 694	17 923	17 152	2 142	27 154	26 056	1 572	19 162	18 114	<b>Total</b>	Adana TR621
1 694	17 923	17 152	2 142	27 154	26 056	1 572	19 162	18 114	City	
-	-	-	-	-	-	-	-	-	Village	
1 296	13 697	12 815	1 688	19 435	18 728	1 261	14 539	13 674	<b>Total</b>	Mersin TR622
1 296	13 697	12 815	1 688	19 435	18 728	1 261	14 539	13 674	City	
-	-	-	-	-	-	-	-	-	Village	
1 305	14 453	13 899	1 613	20 317	19 662	1 203	14 800	14 143	<b>Total</b>	Hatay TR631
1 305	14 453	13 899	1 613	20 317	19 662	1 203	14 800	14 143	City	
-	-	-	-	-	-	-	-	-	Village	
1 052	10 564	9 785	1 262	15 439	14 580	1 004	10 956	10 154	<b>Total</b>	Kahramanmaraş TR632
1 052	10 564	9 785	1 262	15 439	14 580	1 004	10 956	10 154	City	
-	-	-	-	-	-	-	-	-	Village	
462	4 604	4 379	593	7 207	6 832	419	4 680	4 439	<b>Total</b>	Osmaniye TR633
328	3 725	3 567	432	5 883	5 592	294	3 794	3 597	City	
134	879	812	161	1 324	1 240	125	886	842	Village	
231	1 712	1 784	262	2 492	2 389	212	1 732	1 753	<b>Total</b>	Kırıkkale TR711
184	1 536	1 637	214	2 236	2 173	167	1 567	1 588	City	
47	176	147	48	256	216	45	165	165	Village	
355	3 243	3 160	430	4 676	4 450	330	3 246	3 160	<b>Total</b>	Aksaray TR712
189	2 060	1 996	230	2 973	2 766	162	2 053	2 009	City	
166	1 183	1 164	200	1 703	1 684	168	1 193	1 151	Village	
306	2 818	2 710	378	4 144	3 917	291	3 069	2 854	<b>Total</b>	Niğde TR713
137	1 540	1 465	179	2 206	2 131	129	1 638	1 527	City	
169	1 278	1 245	199	1 938	1 786	162	1 431	1 327	Village	
233	2 128	2 018	288	2 952	2 902	225	2 132	2 142	<b>Total</b>	Neşehir TR714
122	1 314	1 290	151	1 806	1 802	116	1 296	1 368	City	
111	814	728	137	1 146	1 100	109	836	774	Village	
167	1 484	1 449	204	1 927	1 840	157	1 520	1 434	<b>Total</b>	Kırşehir TR715
130	1 292	1 261	162	1 638	1 582	118	1 291	1 218	City	
37	192	188	42	289	258	39	229	216	Village	
1 045	11 068	10 630	1 276	15 853	15 157	989	11 513	10 939	<b>Total</b>	Kayseri TR721
1 045	11 068	10 630	1 276	15 853	15 157	989	11 513	10 939	City	
-	-	-	-	-	-	-	-	-	Village	
582	4 628	4 407	694	6 429	6 274	564	4 772	4 530	<b>Total</b>	Sivas TR722
326	3 594	3 388	417	4 989	4 799	307	3 652	3 481	City	
256	1 034	1 019	277	1 440	1 475	257	1 120	1 049	Village	
428	3 052	2 947	510	4 393	4 116	415	3 029	3 024	<b>Total</b>	Yozgat TR723
229	2 115	2 059	284	3 012	2 779	211	2 100	2 040	City	
199	937	888	226	1 381	1 337	204	929	984	Village	

Note. In cases where separate classes for students in need of special education is not available, figures for the said students are included in regular enrollment.

(1) Includes also new entrant students.

2.6.a İstatistikî Bölge Birimleri Sınıflaması 3. düzey, yerleşim yeri, sınıflara göre ilkokullarda, okul, şube ve öğrenci sayısı  
[2014/15 Öğretim yılı başı]

İBBS 3. Düzey	Toplam - Total						Özel Eğitim <sup>(1)</sup>			1. Sınıf <sup>(1)</sup> - Grade 1 <sup>(1)</sup>		
	Okul School	Şube Division	Öğrenci - Student			Şube Division	Erkek Male	Kadın Female	Şube Division	Erkek Male	Kadın Female	
			Toplam Total	Erkek Male	Kadın Female							
TR811 Zonguldak	<b>Toplam</b>	<b>250</b>	<b>1 996</b>	<b>33 392</b>	<b>16 987</b>	<b>16 405</b>	<b>99</b>	<b>100</b>	<b>60</b>	<b>450</b>	<b>3 889</b>	<b>3 728</b>
	Şehir	79	1 106	22 437	11 384	11 053	63	74	41	244	2 588	2 530
	Köy	171	890	10 955	5 603	5 352	36	26	19	206	1 301	1 198
TR812 Karabük	<b>Toplam</b>	<b>59</b>	<b>577</b>	<b>11 260</b>	<b>5 767</b>	<b>5 493</b>	<b>9</b>	<b>8</b>	<b>7</b>	<b>129</b>	<b>1 332</b>	<b>1 215</b>
	Şehir	47	516	10 200	5 215	4 985	9	8	7	114	1 199	1 095
	Köy	12	61	1 060	552	508	-	-	-	15	133	120
TR813 Bartın	<b>Toplam</b>	<b>76</b>	<b>562</b>	<b>9 512</b>	<b>4 866</b>	<b>4 646</b>	<b>38</b>	<b>22</b>	<b>19</b>	<b>124</b>	<b>1 076</b>	<b>1 075</b>
	Şehir	20	243	4 769	2 444	2 325	18	11	10	53	562	549
	Köy	56	319	4 743	2 422	2 321	20	11	9	71	514	526
TR821 Kastamonu	<b>Toplam</b>	<b>160</b>	<b>1 163</b>	<b>18 415</b>	<b>9 454</b>	<b>8 961</b>	<b>56</b>	<b>58</b>	<b>24</b>	<b>269</b>	<b>2 105</b>	<b>1 915</b>
	Şehir	61	716	14 269	7 372	6 897	53	55	24	158	1 659	1 460
	Köy	99	447	4 146	2 082	2 064	3	3	-	111	446	455
TR822 Çankırı	<b>Toplam</b>	<b>72</b>	<b>518</b>	<b>8 852</b>	<b>4 541</b>	<b>4 311</b>	<b>20</b>	<b>30</b>	<b>12</b>	<b>117</b>	<b>1 041</b>	<b>983</b>
	Şehir	36	375	7 901	4 051	3 850	20	30	12	83	922	893
	Köy	36	143	951	490	461	-	-	-	34	119	90
TR823 Sinop	<b>Toplam</b>	<b>76</b>	<b>590</b>	<b>10 163</b>	<b>5 131</b>	<b>5 032</b>	<b>43</b>	<b>36</b>	<b>15</b>	<b>132</b>	<b>1 214</b>	<b>1 165</b>
	Şehir	29	366	7 564	3 826	3 738	38	30	12	78	881	860
	Köy	47	224	2 599	1 305	1 294	5	6	3	54	333	305
TR831 Samsun	<b>Toplam</b>	<b>609</b>	<b>4 520</b>	<b>76 435</b>	<b>39 083</b>	<b>37 352</b>	<b>90</b>	<b>104</b>	<b>73</b>	<b>1 078</b>	<b>8 868</b>	<b>8 482</b>
	Şehir	609	4 520	76 435	39 083	37 352	90	104	73	1 078	8 868	8 482
	Köy	-	-	-	-	-	-	-	-	-	-	-
TR832 Tokat	<b>Toplam</b>	<b>373</b>	<b>2 285</b>	<b>34 809</b>	<b>17 739</b>	<b>17 070</b>	<b>15</b>	<b>21</b>	<b>11</b>	<b>543</b>	<b>3 936</b>	<b>3 820</b>
	Şehir	102	1 144	24 828	12 724	12 104	9	16	8	263	2 877	2 784
	Köy	271	1 141	9 981	5 015	4 966	6	5	3	280	1 059	1 036
TR833 Çorum	<b>Toplam</b>	<b>259</b>	<b>1 870</b>	<b>30 197</b>	<b>15 501</b>	<b>14 696</b>	<b>73</b>	<b>85</b>	<b>62</b>	<b>432</b>	<b>3 439</b>	<b>3 419</b>
	Şehir	79	1 137	24 356	12 576	11 780	73	85	62	252	2 853	2 754
	Köy	180	733	5 841	2 925	2 916	-	-	-	180	586	665
TR834 Amasya	<b>Toplam</b>	<b>134</b>	<b>1 084</b>	<b>17 790</b>	<b>9 176</b>	<b>8 614</b>	<b>18</b>	<b>25</b>	<b>15</b>	<b>258</b>	<b>2 140</b>	<b>2 006</b>
	Şehir	61	752	14 291	7 341	6 950	18	25	15	178	1 741	1 662
	Köy	73	332	3 499	1 835	1 664	-	-	-	80	399	344
TR901 Trabzon	<b>Toplam</b>	<b>249</b>	<b>2 325</b>	<b>43 259</b>	<b>22 127</b>	<b>21 132</b>	<b>111</b>	<b>138</b>	<b>65</b>	<b>539</b>	<b>5 162</b>	<b>4 884</b>
	Şehir	249	2 325	43 259	22 127	21 132	111	138	65	539	5 162	4 884
	Köy	-	-	-	-	-	-	-	-	-	-	-
TR902 Ordu	<b>Toplam</b>	<b>274</b>	<b>2 259</b>	<b>40 808</b>	<b>21 116</b>	<b>19 692</b>	<b>80</b>	<b>86</b>	<b>46</b>	<b>516</b>	<b>4 869</b>	<b>4 511</b>
	Şehir	274	2 259	40 808	21 116	19 692	80	86	46	516	4 869	4 511
	Köy	-	-	-	-	-	-	-	-	-	-	-
TR903 Giresun	<b>Toplam</b>	<b>150</b>	<b>1 160</b>	<b>20 915</b>	<b>10 689</b>	<b>10 226</b>	<b>16</b>	<b>14</b>	<b>7</b>	<b>266</b>	<b>2 419</b>	<b>2 224</b>
	Şehir	51	728	15 796	8 075	7 721	16	14	7	161	1 837	1 713
	Köy	99	432	5 119	2 614	2 505	-	-	-	105	582	511
TR904 Rize	<b>Toplam</b>	<b>98</b>	<b>967</b>	<b>17 934</b>	<b>9 156</b>	<b>8 778</b>	<b>61</b>	<b>51</b>	<b>30</b>	<b>210</b>	<b>2 042</b>	<b>1 934</b>
	Şehir	51	744	14 877	7 593	7 284	58	49	29	159	1 706	1 653
	Köy	47	223	3 057	1 563	1 494	3	2	1	51	336	281
TR905 Artvin	<b>Toplam</b>	<b>63</b>	<b>514</b>	<b>8 255</b>	<b>4 188</b>	<b>4 067</b>	<b>32</b>	<b>21</b>	<b>22</b>	<b>114</b>	<b>896</b>	<b>868</b>
	Şehir	26	341	6 278	3 228	3 050	27	16	17	71	678	634
	Köy	37	173	1 977	960	1 017	5	5	5	43	218	234
TR906 Gümüşhane	<b>Toplam</b>	<b>94</b>	<b>514</b>	<b>6 539</b>	<b>3 335</b>	<b>3 204</b>	<b>7</b>	<b>6</b>	<b>4</b>	<b>126</b>	<b>772</b>	<b>745</b>
	Şehir	24	234	4 535	2 353	2 182	7	6	4	55	548	519
	Köy	70	280	2 004	982	1 022	-	-	-	71	224	226
TRA11 Erzurum	<b>Toplam</b>	<b>798</b>	<b>4 372</b>	<b>60 835</b>	<b>30 998</b>	<b>29 837</b>	<b>22</b>	<b>24</b>	<b>16</b>	<b>1 071</b>	<b>7 292</b>	<b>6 899</b>
	Şehir	798	4 372	60 835	30 998	29 837	22	24	16	1 071	7 292	6 899
	Köy	-	-	-	-	-	-	-	-	-	-	-
TRA12 Erzincan	<b>Toplam</b>	<b>115</b>	<b>790</b>	<b>12 452</b>	<b>6 330</b>	<b>6 122</b>	<b>2</b>	<b>-</b>	<b>2</b>	<b>192</b>	<b>1 478</b>	<b>1 407</b>
	Şehir	39	423	8 654	4 348	4 306	2	-	2	99	1 006	1 005
	Köy	76	367	3 798	1 982	1 816	-	-	-	93	472	402
TRA13 Bayburt	<b>Toplam</b>	<b>85</b>	<b>434</b>	<b>4 812</b>	<b>2 446</b>	<b>2 366</b>	<b>8</b>	<b>7</b>	<b>5</b>	<b>106</b>	<b>603</b>	<b>573</b>
	Şehir	17	158	2 886	1 449	1 437	8	7	5	37	360	381
	Köy	68	276	1 926	997	929	-	-	-	69	243	192
TRA21 Ağrı	<b>Toplam</b>	<b>639</b>	<b>3 585</b>	<b>62 733</b>	<b>31 787</b>	<b>30 946</b>	<b>12</b>	<b>11</b>	<b>10</b>	<b>895</b>	<b>7 756</b>	<b>7 501</b>
	Şehir	84	1 177	32 576	16 438	16 138	12	11	10	291	4 005	3 890
	Köy	555	2 408	30 157	15 349	14 808	-	-	-	604	3 751	3 611
TRA22 Kars	<b>Toplam</b>	<b>391</b>	<b>1 887</b>	<b>25 788</b>	<b>13 099</b>	<b>12 689</b>	<b>5</b>	<b>5</b>	<b>3</b>	<b>461</b>	<b>3 076</b>	<b>2 925</b>
	Şehir	51	461	10 296	5 163	5 133	5	5	3	110	1 249	1 232
	Köy	340	1 426	15 492	7 936	7 556	-	-	-	351	1 827	1 693

Not. Özel eğitime muhtaç öğrenciler için açılmış müstakil sınıflar yok ise; bu öğrenciler normal öğrenciler içinde gösterilmiştir.

(1) Yeni kayıt olan öğrencileri de kapsar.

2.6.a Number of schools, divisions and students in primary schools by grade and settlement place according to Statistical Regions Level 3 (continued)

[Beginning of the educational year 2014/'15]

2. Sınıf - Grade 2			3. Sınıf - Grade 3			4. Sınıf - Grade 4			SR- Level 3	
Şube Division	Erkek Male	Kadın Female	Şube Division	Erkek Male	Kadın Female	Şube Division	Erkek Male	Kadın Female		
456	3 822	3 769	561	5 287	5 075	430	3 889	3 773	<b>Total</b>	Zonguldak TR811
253	2 620	2 587	319	3 484	3 313	227	2 618	2 582	City	
203	1 202	1 182	242	1 803	1 762	203	1 271	1 191	Village	
129	1 240	1 213	186	1 818	1 730	124	1 369	1 328	<b>Total</b>	Karabük TR812
115	1 126	1 099	168	1 637	1 575	110	1 245	1 209	City	
14	114	114	18	181	155	14	124	119	Village	
123	1 074	1 059	153	1 545	1 458	124	1 149	1 035	<b>Total</b>	Bartın TR813
53	550	542	66	743	708	53	578	516	City	
70	524	517	87	802	750	71	571	519	Village	
265	2 073	1 997	322	2 956	2 879	251	2 262	2 146	<b>Total</b>	Kastamonu TR821
158	1 646	1 547	205	2 278	2 204	142	1 734	1 662	City	
107	427	450	117	678	675	109	528	484	Village	
120	979	925	144	1 445	1 398	117	1 046	993	<b>Total</b>	Çankırı TR822
84	867	819	107	1 280	1 245	81	952	881	City	
36	112	106	37	165	153	36	94	112	Village	
127	1 084	1 046	161	1 574	1 614	127	1 223	1 192	<b>Total</b>	Sinop TR823
75	810	795	103	1 182	1 192	72	923	879	City	
52	274	251	58	392	422	55	300	313	Village	
1 069	8 814	8 441	1 276	12 221	11 666	1 007	9 076	8 690	<b>Total</b>	Samsun TR831
1 069	8 814	8 441	1 276	12 221	11 666	1 007	9 076	8 690	City	
-	-	-	-	-	-	-	-	-	Village	
544	3 977	3 718	641	5 494	5 375	542	4 311	4 146	<b>Total</b>	Tokat TR832
271	2 861	2 701	335	3 927	3 733	266	3 043	2 878	City	
273	1 116	1 017	306	1 567	1 642	276	1 268	1 268	Village	
425	3 403	3 118	521	5 024	4 725	419	3 550	3 372	<b>Total</b>	Çorum TR833
248	2 764	2 491	327	4 047	3 800	237	2 827	2 673	City	
177	639	627	194	977	925	182	723	699	Village	
261	2 037	1 860	300	2 753	2 748	247	2 221	1 985	<b>Total</b>	Amasya TR834
179	1 638	1 544	210	2 156	2 167	167	1 781	1 562	City	
82	399	316	90	597	581	80	440	423	Village	
536	4 934	4 727	638	6 799	6 594	501	5 094	4 862	<b>Total</b>	Trabzon TR901
536	4 934	4 727	638	6 799	6 594	501	5 094	4 862	City	
-	-	-	-	-	-	-	-	-	Village	
521	4 850	4 466	664	6 570	6 259	478	4 741	4 410	<b>Total</b>	Ordu TR902
521	4 850	4 466	664	6 570	6 259	478	4 741	4 410	City	
-	-	-	-	-	-	-	-	-	Village	
278	2 328	2 380	339	3 414	3 208	261	2 514	2 407	<b>Total</b>	Giresun TR903
174	1 781	1 802	222	2 565	2 408	155	1 878	1 791	City	
104	547	578	117	849	800	106	636	616	Village	
215	2 033	1 900	274	2 954	2 866	207	2 076	2 048	<b>Total</b>	Rize TR904
162	1 684	1 570	211	2 414	2 352	154	1 740	1 680	City	
53	349	330	63	540	514	53	336	368	Village	
114	933	946	141	1 338	1 267	113	1 000	964	<b>Total</b>	Artvin TR905
73	734	715	96	1 040	945	74	760	739	City	
41	199	231	45	298	322	39	240	225	Village	
119	711	737	142	1 055	1 021	120	791	697	<b>Total</b>	Gümüşhane TR906
52	503	509	68	746	690	52	550	460	City	
67	208	228	74	309	331	68	241	237	Village	
1 042	6 649	6 323	1 199	9 843	9 552	1 038	7 190	7 047	<b>Total</b>	Erzurum TRA11
1 042	6 649	6 323	1 199	9 843	9 552	1 038	7 190	7 047	City	
-	-	-	-	-	-	-	-	-	Village	
192	1 431	1 348	226	1 956	1 982	178	1 465	1 383	<b>Total</b>	Erzincan TRA12
103	992	951	128	1 337	1 358	91	1 013	990	City	
89	439	397	98	619	624	87	452	393	Village	
100	507	479	119	783	755	101	546	554	<b>Total</b>	Bayburt TRA13
32	289	296	47	469	431	34	324	324	City	
68	218	183	72	314	324	67	222	230	Village	
851	6 809	6 502	981	10 110	9 957	846	7 101	6 976	<b>Total</b>	Ağrı TRA21
270	3 538	3 381	346	5 275	5 259	258	3 609	3 598	City	
581	3 271	3 121	635	4 835	4 698	588	3 492	3 378	Village	
460	2 884	2 809	511	4 147	4 043	450	2 987	2 909	<b>Total</b>	Kars TRA22
110	1 170	1 146	135	1 588	1 570	101	1 151	1 182	City	
350	1 714	1 663	376	2 559	2 473	349	1 836	1 727	Village	

Note. In cases where separate classes for students in need of special education is not available, figures for the said students are included in regular enrollment.

(1) Includes also new entrant students.

2.6.a İstatistikî Bölge Birimleri Sınıflaması 3. düzey, yerleşim yeri, sınıflara göre ilkokullarda, okul, şube ve öğrenci sayısı  
[2014/15 Öğretim yılı başı]

İBBS 3. Düzey		Toplam - Total					Özel Eğitim <sup>(1)</sup> Special Education <sup>(1)</sup>			1. Sınıf <sup>(1)</sup> - Grade 1 <sup>(1)</sup>		
		Okul School	Şube Division	Öğrenci - Student			Şube Division	Erkek Male	Kadın Female	Şube Division	Erkek Male	Kadın Female
				Toplam Total	Erkek Male	Kadın Female						
TRA23 Iğdır	<b>Toplam</b>	144	965	17 674	9 100	8 574	9	6	4	232	2 215	1 999
	Şehir	34	427	10 025	5 116	4 909	8	6	3	99	1 295	1 153
	Köy	110	538	7 649	3 984	3 665	1	-	1	133	920	846
TRA24 Ardahan	<b>Toplam</b>	95	468	6 913	3 520	3 393	2	2	-	113	724	736
	Şehir	18	143	2 857	1 496	1 361	2	2	-	32	327	312
	Köy	77	325	4 056	2 024	2 032	-	-	-	81	397	424
TRB11 Malatya	<b>Toplam</b>	381	2 972	54 442	27 691	26 751	23	32	22	700	6 373	6 040
	Şehir	381	2 972	54 442	27 691	26 751	23	32	22	700	6 373	6 040
	Köy	-	-	-	-	-	-	-	-	-	-	-
TRB12 Elazığ	<b>Toplam</b>	240	2 095	38 808	19 835	18 973	40	69	42	496	4 518	4 225
	Şehir	87	1 392	30 702	15 753	14 949	36	64	40	322	3 614	3 338
	Köy	153	703	8 106	4 082	4 024	4	5	2	174	904	887
TRB13 Bingöl	<b>Toplam</b>	274	1 546	21 530	10 931	10 599	38	32	39	366	2 423	2 423
	Şehir	44	569	12 807	6 505	6 302	37	31	39	129	1 499	1 485
	Köy	230	977	8 723	4 426	4 297	1	1	-	237	924	938
TRB14 Tunceli	<b>Toplam</b>	32	225	3 302	1 700	1 602	9	9	1	57	429	401
	Şehir	17	161	2 761	1 411	1 350	9	9	1	40	367	332
	Köy	15	64	541	289	252	-	-	-	17	62	69
TRB21 Van	<b>Toplam</b>	891	5 873	122 946	62 498	60 448	99	96	58	1 450	15 857	15 424
	Şehir	891	5 873	122 946	62 498	60 448	99	96	58	1 450	15 857	15 424
	Köy	-	-	-	-	-	-	-	-	-	-	-
TRB22 Muş	<b>Toplam</b>	457	2 568	47 002	23 931	23 071	12	13	1	637	5 879	5 712
	Şehir	62	692	17 664	8 983	8 681	11	12	1	164	2 225	2 083
	Köy	395	1 876	29 338	14 948	14 390	1	1	-	473	3 654	3 629
TRB23 Bitlis	<b>Toplam</b>	461	2 420	35 691	18 330	17 361	10	4	6	592	4 262	4 171
	Şehir	73	729	17 560	9 043	8 517	10	4	6	174	2 128	2 101
	Köy	388	1 691	18 131	9 287	8 844	-	-	-	418	2 134	2 070
TRB24 Hakkari	<b>Toplam</b>	283	1 634	28 211	14 507	13 704	40	38	24	399	3 666	3 477
	Şehir	44	600	15 413	7 923	7 490	35	34	22	137	1 931	1 837
	Köy	239	1 034	12 798	6 584	6 214	5	4	2	262	1 735	1 640
TRC11 Gaziantep	<b>Toplam</b>	548	7 232	188 691	96 331	92 360	141	237	129	1 727	24 145	22 991
	Şehir	548	7 232	188 691	96 331	92 360	141	237	129	1 727	24 145	22 991
	Köy	-	-	-	-	-	-	-	-	-	-	-
TRC12 Adıyaman	<b>Toplam</b>	515	3 137	51 812	26 412	25 400	65	73	54	761	6 208	5 892
	Şehir	89	1 345	33 986	17 231	16 755	61	70	53	317	4 122	4 023
	Köy	426	1 792	17 826	9 181	8 645	4	3	1	444	2 086	1 869
TRC13 Kilis	<b>Toplam</b>	98	619	11 052	5 706	5 346	11	8	7	149	1 326	1 197
	Şehir	27	324	8 231	4 234	3 997	11	8	7	76	1 010	908
	Köy	71	295	2 821	1 472	1 349	-	-	-	73	316	289
TRC21 Şanlıurfa	<b>Toplam</b>	1 327	9 522	231 070	117 258	113 812	223	362	196	2 350	30 383	29 180
	Şehir	1 327	9 522	231 070	117 258	113 812	223	362	196	2 350	30 383	29 180
	Köy	-	-	-	-	-	-	-	-	-	-	-
TRC22 Diyarbakır	<b>Toplam</b>	994	7 299	168 767	86 202	82 565	101	127	64	1 764	20 962	19 885
	Şehir	994	7 299	168 767	86 202	82 565	101	127	64	1 764	20 962	19 885
	Köy	-	-	-	-	-	-	-	-	-	-	-
TRC31 Mardin	<b>Toplam</b>	612	4 156	84 999	43 139	41 860	55	67	41	1 005	10 508	10 036
	Şehir	612	4 156	84 999	43 139	41 860	55	67	41	1 005	10 508	10 036
	Köy	-	-	-	-	-	-	-	-	-	-	-
TRC32 Batman	<b>Toplam</b>	407	2 897	62 686	32 036	30 650	33	43	24	698	7 566	7 128
	Şehir	84	1 510	47 984	24 483	23 501	33	43	24	358	5 949	5 564
	Köy	323	1 387	14 702	7 553	7 149	-	-	-	340	1 617	1 564
TRC33 Şırnak	<b>Toplam</b>	299	2 386	62 856	32 239	30 617	7	13	6	566	7 714	7 376
	Şehir	64	1 159	37 861	19 394	18 467	7	13	6	276	4 652	4 566
	Köy	235	1 227	24 995	12 845	12 150	-	-	-	290	3 062	2 810
TRC34 Siirt	<b>Toplam</b>	310	1 881	36 808	18 683	18 125	-	-	-	450	4 638	4 368
	Şehir	52	746	21 730	11 066	10 664	-	-	-	173	2 827	2 672
	Köy	258	1 135	15 078	7 617	7 461	-	-	-	277	1 811	1 696

Not. Özel eğitime muhtaç öğrenciler için açılmış müstakil sınıflar yok ise; bu öğrenciler normal öğrenciler içinde gösterilmiştir.

(1) Yeni kayıt olan öğrencileri de kapsar.

2.6.a Number of schools, divisions and students in primary schools by grade and settlement place according to Statistical Regions Level 3 (continued)

[Beginning of the educational year 2014/'15]

2. Sınıf - Grade 2			3. Sınıf - Grade 3			4. Sınıf - Grade 4			SR- Level 3	
Şube Division	Erkek Male	Kadın Female	Şube Division	Erkek Male	Kadın Female	Şube Division	Erkek Male	Kadın Female		
<b>229</b>	<b>2 004</b>	<b>1 850</b>	<b>273</b>	<b>2 815</b>	<b>2 752</b>	<b>222</b>	<b>2 060</b>	<b>1 969</b>	<b>Total</b>	Iğdır TRA23
97	1 109	1 069	129	1 552	1 586	94	1 154	1 098	City	
132	895	781	144	1 263	1 166	128	906	871	Village	
<b>111</b>	<b>721</b>	<b>722</b>	<b>130</b>	<b>1 194</b>	<b>1 107</b>	<b>112</b>	<b>879</b>	<b>828</b>	<b>Total</b>	Ardahan TRA24
32	293	307	44	507	428	33	367	314	City	
79	428	415	86	687	679	79	512	514	Village	
<b>705</b>	<b>5 940</b>	<b>5 899</b>	<b>858</b>	<b>8 779</b>	<b>8 540</b>	<b>686</b>	<b>6 567</b>	<b>6 250</b>	<b>Total</b>	Malatya TRB11
705	5 940	5 899	858	8 779	8 540	686	6 567	6 250	City	
-	-	-	-	-	-	-	-	-	Village	
<b>494</b>	<b>4 430</b>	<b>4 218</b>	<b>614</b>	<b>6 369</b>	<b>6 142</b>	<b>451</b>	<b>4 449</b>	<b>4 346</b>	<b>Total</b>	Elazığ TRB12
326	3 541	3 366	419	5 020	4 822	289	3 514	3 383	City	
168	889	852	195	1 349	1 320	162	935	963	Village	
<b>359</b>	<b>2 363</b>	<b>2 276</b>	<b>421</b>	<b>3 549</b>	<b>3 394</b>	<b>362</b>	<b>2 564</b>	<b>2 467</b>	<b>Total</b>	Bingöl TRB13
123	1 416	1 355	162	2 128	1 974	118	1 431	1 449	City	
236	947	921	259	1 421	1 420	244	1 133	1 018	Village	
<b>49</b>	<b>360</b>	<b>355</b>	<b>60</b>	<b>533</b>	<b>495</b>	<b>50</b>	<b>369</b>	<b>350</b>	<b>Total</b>	Tunceli TRB14
34	303	305	44	434	414	34	298	298	City	
15	57	50	16	99	81	16	71	52	Village	
<b>1 409</b>	<b>14 066</b>	<b>13 319</b>	<b>1 599</b>	<b>18 946</b>	<b>18 752</b>	<b>1 316</b>	<b>13 533</b>	<b>12 895</b>	<b>Total</b>	Van TRB21
1 409	14 066	13 319	1 599	18 946	18 752	1 316	13 533	12 895	City	
-	-	-	-	-	-	-	-	-	Village	
<b>603</b>	<b>5 126</b>	<b>4 886</b>	<b>711</b>	<b>7 477</b>	<b>7 115</b>	<b>605</b>	<b>5 436</b>	<b>5 357</b>	<b>Total</b>	Muş TRB22
156	1 880	1 855	203	2 839	2 739	158	2 027	2 003	City	
447	3 246	3 031	508	4 638	4 376	447	3 409	3 354	Village	
<b>591</b>	<b>4 136</b>	<b>3 902</b>	<b>660</b>	<b>5 799</b>	<b>5 373</b>	<b>567</b>	<b>4 129</b>	<b>3 909</b>	<b>Total</b>	Bitlis TRB23
173	1 999	1 940	216	2 889	2 640	156	2 023	1 830	City	
418	2 137	1 962	444	2 910	2 733	411	2 106	2 079	Village	
<b>384</b>	<b>3 144</b>	<b>2 849</b>	<b>438</b>	<b>4 342</b>	<b>4 329</b>	<b>373</b>	<b>3 317</b>	<b>3 025</b>	<b>Total</b>	Hakkari TRB24
135	1 765	1 539	169	2 412	2 464	124	1 781	1 628	City	
249	1 379	1 310	269	1 930	1 865	249	1 536	1 397	Village	
<b>1 728</b>	<b>21 329</b>	<b>20 691</b>	<b>2 022</b>	<b>29 432</b>	<b>28 389</b>	<b>1 614</b>	<b>21 188</b>	<b>20 160</b>	<b>Total</b>	Gaziantep TRC11
1 728	21 329	20 691	2 022	29 432	28 389	1 614	21 188	20 160	City	
-	-	-	-	-	-	-	-	-	Village	
<b>723</b>	<b>5 689</b>	<b>5 625</b>	<b>861</b>	<b>8 293</b>	<b>8 045</b>	<b>727</b>	<b>6 149</b>	<b>5 784</b>	<b>Total</b>	Adıyaman TRC12
294	3 819	3 713	384	5 260	5 220	289	3 960	3 746	City	
429	1 870	1 912	477	3 033	2 825	438	2 189	2 038	Village	
<b>149</b>	<b>1 252</b>	<b>1 183</b>	<b>170</b>	<b>1 809</b>	<b>1 715</b>	<b>140</b>	<b>1 311</b>	<b>1 244</b>	<b>Total</b>	Kilis TRC13
77	925	884	92	1 340	1 273	68	951	925	City	
72	327	299	78	469	442	72	360	319	Village	
<b>2 236</b>	<b>25 664</b>	<b>24 855</b>	<b>2 603</b>	<b>36 274</b>	<b>35 308</b>	<b>2 110</b>	<b>24 575</b>	<b>24 273</b>	<b>Total</b>	Şanlıurfa TRC21
2 236	25 664	24 855	2 603	36 274	35 308	2 110	24 575	24 273	City	
-	-	-	-	-	-	-	-	-	Village	
<b>1 746</b>	<b>19 151</b>	<b>18 298</b>	<b>2 004</b>	<b>26 742</b>	<b>25 826</b>	<b>1 684</b>	<b>19 220</b>	<b>18 492</b>	<b>Total</b>	Diyarbakır TRC22
1 746	19 151	18 298	2 004	26 742	25 826	1 684	19 220	18 492	City	
-	-	-	-	-	-	-	-	-	Village	
<b>977</b>	<b>9 339</b>	<b>9 118</b>	<b>1 148</b>	<b>13 490</b>	<b>13 062</b>	<b>971</b>	<b>9 735</b>	<b>9 603</b>	<b>Total</b>	Mardin TRC31
977	9 339	9 118	1 148	13 490	13 062	971	9 735	9 603	City	
-	-	-	-	-	-	-	-	-	Village	
<b>694</b>	<b>7 028</b>	<b>6 690</b>	<b>803</b>	<b>10 143</b>	<b>9 931</b>	<b>669</b>	<b>7 256</b>	<b>6 877</b>	<b>Total</b>	Batman TRC32
356	5 377	5 183	431	7 577	7 507	332	5 537	5 223	City	
338	1 651	1 507	372	2 566	2 424	337	1 719	1 654	Village	
<b>565</b>	<b>7 084</b>	<b>6 551</b>	<b>727</b>	<b>10 782</b>	<b>10 185</b>	<b>521</b>	<b>6 646</b>	<b>6 499</b>	<b>Total</b>	Şırnak TRC33
268	4 250	3 901	367	6 513	6 162	241	3 966	3 832	City	
297	2 834	2 650	360	4 269	4 023	280	2 680	2 667	Village	
<b>448</b>	<b>3 954</b>	<b>3 938</b>	<b>533</b>	<b>5 831</b>	<b>5 717</b>	<b>450</b>	<b>4 260</b>	<b>4 102</b>	<b>Total</b>	Siirt TRC34
175	2 329	2 287	228	3 412	3 345	170	2 498	2 360	City	
273	1 625	1 651	305	2 419	2 372	280	1 762	1 742	Village	

Note. In cases where separate classes for students in need of special education is not available, figures for the said students are included in regular enrollment.

(1) Includes also new entrant students.

2.6.b İstatistik Bölge Birimleri Sınıflaması 3. düzey, yerleşim yeri, sınıflara göre ortaokullarda, okul, şube ve öğrenci sayısı  
[2014/15 Öğretim yılı başı]

İBBS 3. Düzey		Toplam - Total			Özel Eğitim Special Education			5. Sınıf - Grade 5				
		Okul School	Şube Division	Öğrenci - Student			Şube Division	Erkek Male	Kadın Female	Şube Division	Erkek Male	Kadın Female
				Toplam Total	Erkek Male	Kadın Female						
TR Türkiye	Toplam	16 969	201 220	5 278 107	2 670 118	2 607 989	8 051	9 854	6 089	49 014	626 386	598 829
	Şehir	14 172	185 180	4 954 178	2 505 439	2 448 739	7 825	9 656	5 970	45 116	585 698	558 785
	Köy	2 797	16 040	323 929	164 679	159 250	226	198	119	3 898	40 688	40 044
TR100 İstanbul	Toplam	1 487	29 927	925 225	467 489	457 736	2 049	2 588	1 645	7 280	107 784	101 288
	Şehir	1 487	29 927	925 225	467 489	457 736	2 049	2 588	1 645	7 280	107 784	101 288
	Köy	-	-	-	-	-	-	-	-	-	-	-
TR211 Tekirdağ	Toplam	143	1 987	53 060	27 297	25 763	81	86	59	498	6 382	6 015
	Şehir	143	1 987	53 060	27 297	25 763	81	86	59	498	6 382	6 015
	Köy	-	-	-	-	-	-	-	-	-	-	-
TR212 Edirne	Toplam	94	822	17 904	9 126	8 778	17	17	12	213	2 225	2 100
	Şehir	59	661	15 110	7 684	7 426	17	17	12	174	1 876	1 755
	Köy	35	161	2 794	1 442	1 352	-	-	-	39	349	345
TR213 Kırklareli	Toplam	77	671	16 121	8 132	7 989	21	18	9	161	1 879	1 745
	Şehir	45	507	13 422	6 730	6 692	21	18	9	122	1 564	1 455
	Köy	32	164	2 699	1 402	1 297	-	-	-	39	315	290
TR221 Balıkesir	Toplam	244	2 609	59 646	29 982	29 664	141	118	84	623	6 947	6 606
	Şehir	244	2 609	59 646	29 982	29 664	141	118	84	623	6 947	6 606
	Köy	-	-	-	-	-	-	-	-	-	-	-
TR222 Çanakkale	Toplam	100	998	23 010	11 668	11 342	52	49	35	242	2 744	2 608
	Şehir	51	685	17 159	8 658	8 501	40	43	27	169	2 021	1 886
	Köy	49	313	5 851	3 010	2 841	12	6	8	73	723	722
TR310 İzmir	Toplam	584	8 697	225 458	113 397	112 061	543	623	390	2 075	25 357	24 017
	Şehir	584	8 697	225 458	113 397	112 061	543	623	390	2 075	25 357	24 017
	Köy	-	-	-	-	-	-	-	-	-	-	-
TR321 Aydın	Toplam	236	2 482	56 671	28 701	27 970	57	71	41	622	6 778	6 315
	Şehir	236	2 482	56 671	28 701	27 970	57	71	41	622	6 778	6 315
	Köy	-	-	-	-	-	-	-	-	-	-	-
TR322 Denizli	Toplam	241	2 495	57 840	29 464	28 376	50	50	27	614	6 893	6 479
	Şehir	241	2 495	57 840	29 464	28 376	50	50	27	614	6 893	6 479
	Köy	-	-	-	-	-	-	-	-	-	-	-
TR323 Muğla	Toplam	227	2 146	47 396	23 955	23 441	105	123	73	512	5 574	5 227
	Şehir	227	2 146	47 396	23 955	23 441	105	123	73	512	5 574	5 227
	Köy	-	-	-	-	-	-	-	-	-	-	-
TR331 Manisa	Toplam	332	3 526	79 911	40 681	39 230	234	238	108	838	9 584	9 005
	Şehir	332	3 526	79 911	40 681	39 230	234	238	108	838	9 584	9 005
	Köy	-	-	-	-	-	-	-	-	-	-	-
TR332 Afyonkarahisar	Toplam	272	1 954	44 272	22 698	21 574	19	17	11	494	5 411	5 227
	Şehir	119	1 170	28 705	14 935	13 770	15	15	9	296	3 496	3 286
	Köy	153	784	15 567	7 763	7 804	4	2	2	198	1 915	1 941
TR333 Kütahya	Toplam	164	1 396	30 946	15 662	15 284	27	25	18	353	3 670	3 480
	Şehir	93	1 053	25 074	12 665	12 409	20	23	13	273	2 930	2 841
	Köy	71	343	5 872	2 997	2 875	7	2	5	80	740	639
TR334 Uşak	Toplam	88	822	19 904	10 023	9 881	18	22	8	205	2 398	2 210
	Şehir	43	611	16 155	8 166	7 989	17	21	8	154	1 962	1 770
	Köy	45	211	3 749	1 857	1 892	1	1	-	51	436	440
TR411 Bursa	Toplam	513	6 799	171 100	86 620	84 480	321	463	297	1 591	20 305	19 235
	Şehir	513	6 799	171 100	86 620	84 480	321	463	297	1 591	20 305	19 235
	Köy	-	-	-	-	-	-	-	-	-	-	-
TR412 Eskişehir	Toplam	120	1 688	41 800	20 964	20 836	52	78	43	414	4 877	4 569
	Şehir	120	1 688	41 800	20 964	20 836	52	78	43	414	4 877	4 569
	Köy	-	-	-	-	-	-	-	-	-	-	-
TR413 Bilecik	Toplam	53	488	11 492	5 779	5 713	18	19	8	122	1 381	1 265
	Şehir	40	421	10 484	5 263	5 221	15	16	7	106	1 263	1 142
	Köy	13	67	1 008	516	492	3	3	1	16	118	123
TR421 Kocaeli	Toplam	292	4 139	113 910	57 288	56 622	106	193	122	1 014	12 983	12 297
	Şehir	292	4 139	113 910	57 288	56 622	106	193	122	1 014	12 983	12 297
	Köy	-	-	-	-	-	-	-	-	-	-	-
TR422 Sakarya	Toplam	236	2 438	61 308	30 756	30 552	71	49	54	598	6 956	6 717
	Şehir	236	2 438	61 308	30 756	30 552	71	49	54	598	6 956	6 717
	Köy	-	-	-	-	-	-	-	-	-	-	-
TR423 Düzce	Toplam	108	1 030	22 629	11 076	11 553	49	64	44	237	2 489	2 458
	Şehir	59	737	17 188	8 370	8 818	44	57	42	169	1 906	1 859
	Köy	49	293	5 441	2 706	2 735	5	7	2	68	583	599

Not 1. Özel eğitime muhtaç öğrenciler için açılmış müstakil sınıflar yok ise; bu öğrenciler normal öğrenciler içinde gösterilmiştir.

Not 2. Açıköğretim öğrenci sayıları 2014 yılı içerisinde 3 dönem sonu itibarıyla yeni kayıt yaptıran ve kayıt yenileyen aktif öğrencileri kapsar.



2.6.b Number of schools, divisions and students in lower secondary schools by grade and settlement place according to Statistical Regions Level 3  
[Beginning of the educational year 2014/15]

6. Sınıf - Grade 6			7. Sınıf - Grade 7			8. Sınıf - Grade 8			Açık Öğretim Ortaokulu Open Lower Secondary School		SR- Level 3	
Şube Division	Erkek Male	Kadın Female	Şube Division	Erkek Male	Kadın Female	Şube Division	Erkek Male	Kadın Female	Erkek Male	Kadın Female		
48 378	634 610	605 694	47 346	621 923	578 212	48 431	663 697	617 670	113 648	201 495	Total	Turkey TR
44 440	593 547	565 045	43 525	583 001	541 237	44 274	619 889	576 207	113 648	201 495	City	
3 938	41 063	40 649	3 821	38 922	36 975	4 157	43 808	41 463	-	-	Village	
7 002	107 530	101 569	6 836	106 433	98 052	6 760	112 780	104 337	30 374	50 845	Total	İstanbul TR100
7 002	107 530	101 569	6 836	106 433	98 052	6 760	112 780	104 337	30 374	50 845	City	
-	-	-	-	-	-	-	-	-	-	-	Village	
472	6 439	5 804	467	6 339	5 683	469	6 594	6 004	1 457	2 198	Total	Tekirdağ TR211
472	6 439	5 804	467	6 339	5 683	469	6 594	6 004	1 457	2 198	City	
-	-	-	-	-	-	-	-	-	-	-	Village	
204	2 274	2 015	191	2 083	2 002	197	2 226	2 126	301	523	Total	Edirne TR212
164	1 918	1 711	152	1 724	1 693	154	1 848	1 732	301	523	City	
40	356	304	39	359	309	43	378	394	-	-	Village	
164	1 926	1 848	161	1 822	1 860	164	2 069	1 943	418	584	Total	Kırklareli TR213
123	1 567	1 534	121	1 507	1 547	120	1 656	1 563	418	584	City	
41	359	314	40	315	313	44	413	380	-	-	Village	
619	7 052	6 542	614	7 088	6 627	612	7 658	7 411	1 119	2 394	Total	Balıkesir TR221
619	7 052	6 542	614	7 088	6 627	612	7 658	7 411	1 119	2 394	City	
-	-	-	-	-	-	-	-	-	-	-	Village	
238	2 725	2 559	230	2 757	2 484	236	2 879	2 732	514	924	Total	Çanakkale TR222
163	2 018	1 872	156	2 005	1 801	157	2 057	1 991	514	924	City	
75	707	687	74	752	683	79	822	741	-	-	Village	
1 996	25 344	23 846	1 979	25 390	23 703	2 104	27 598	26 319	9 085	13 786	Total	İzmir TR310
1 996	25 344	23 846	1 979	25 390	23 703	2 104	27 598	26 319	9 085	13 786	City	
-	-	-	-	-	-	-	-	-	-	-	Village	
604	6 729	6 281	591	6 835	6 415	608	7 323	7 071	965	1 847	Total	Aydın TR321
604	6 729	6 281	591	6 835	6 415	608	7 323	7 071	965	1 847	City	
-	-	-	-	-	-	-	-	-	-	-	Village	
613	7 056	6 445	596	7 042	6 586	622	7 455	7 206	968	1 633	Total	Denizli TR322
613	7 056	6 445	596	7 042	6 586	622	7 455	7 206	968	1 633	City	
-	-	-	-	-	-	-	-	-	-	-	Village	
514	5 648	5 328	490	5 378	5 179	525	5 978	5 591	1 254	2 043	Total	Muğla TR323
514	5 648	5 328	490	5 378	5 179	525	5 978	5 591	1 254	2 043	City	
-	-	-	-	-	-	-	-	-	-	-	Village	
810	9 583	9 021	811	9 568	8 871	833	10 337	9 806	1 371	2 419	Total	Manisa TR331
810	9 583	9 021	811	9 568	8 871	833	10 337	9 806	1 371	2 419	City	
-	-	-	-	-	-	-	-	-	-	-	Village	
481	5 383	5 066	476	5 482	4 941	484	5 801	5 475	604	854	Total	Afyonkarahisar TR332
291	3 508	3 211	286	3 611	3 081	282	3 701	3 329	604	854	City	
190	1 875	1 855	190	1 871	1 860	202	2 100	2 146	-	-	Village	
347	3 879	3 463	329	3 736	3 362	340	4 041	3 833	311	1 128	Total	Kütahya TR333
261	3 175	2 768	249	3 015	2 684	250	3 211	2 975	311	1 128	City	
86	704	695	80	721	678	90	830	858	-	-	Village	
202	2 400	2 267	192	2 327	2 239	205	2 538	2 460	338	697	Total	Uşak TR334
151	1 984	1 821	143	1 881	1 797	146	1 980	1 896	338	697	City	
51	416	446	49	446	442	59	558	564	-	-	Village	
1 574	20 254	19 074	1 626	20 579	18 546	1 687	21 521	20 054	3 498	7 274	Total	Bursa TR411
1 574	20 254	19 074	1 626	20 579	18 546	1 687	21 521	20 054	3 498	7 274	City	
-	-	-	-	-	-	-	-	-	-	-	Village	
420	5 006	4 748	396	4 915	4 742	406	5 361	5 088	727	1 646	Total	Eskişehir TR412
420	5 006	4 748	396	4 915	4 742	406	5 361	5 088	727	1 646	City	
-	-	-	-	-	-	-	-	-	-	-	Village	
118	1 363	1 255	115	1 319	1 267	115	1 481	1 409	216	509	Total	Bilecik TR413
102	1 252	1 137	99	1 183	1 149	99	1 333	1 277	216	509	City	
16	111	118	16	136	118	16	148	132	-	-	Village	
993	13 346	12 279	976	13 420	12 399	1 050	14 661	13 681	2 685	5 844	Total	Kocaeli TR421
993	13 346	12 279	976	13 420	12 399	1 050	14 661	13 681	2 685	5 844	City	
-	-	-	-	-	-	-	-	-	-	-	Village	
575	7 206	6 717	581	7 384	6 893	613	8 090	7 340	1 071	2 831	Total	Sakarya TR422
575	7 206	6 717	581	7 384	6 893	613	8 090	7 340	1 071	2 831	City	
-	-	-	-	-	-	-	-	-	-	-	Village	
241	2 537	2 459	248	2 695	2 623	255	2 960	2 865	331	1 104	Total	Düzce TR423
174	1 926	1 880	176	2 019	1 927	174	2 131	2 006	331	1 104	City	
67	611	579	72	676	696	81	829	859	-	-	Village	

Note 1. In cases where separate classes for students in need of special education is not available, figures for the said students are included in regular enrollment.

Note 2. The number of open education students include the active students who are new entrants or who have renewed registration as of the end of 3 semesters in 2014.

2.6.b İstatistik Bölge Birimleri Sınıflaması 3. düzey, yerleşim yeri, sınıflara göre ortaokullarda, okul, şube ve öğrenci sayısı (devam)

[2014/15 Öğretim yılı başı]

İBBS 3. Düzey		Toplam - Total					Özel Eğitim Special Education			5. Sınıf - Grade 5		
		Okul School	Şube Division	Öğrenci - Student			Şube Division	Erkek Male	Kadın Female	Şube Division	Erkek Male	Kadın Female
				Toplam Total	Erkek Male	Kadın Female						
TR424 Bolu	Toplam	70	711	15 307	7 581	7 726	75	65	50	163	1 730	1 657
	Şehir	53	590	13 444	6 655	6 789	56	52	42	139	1 493	1 434
	Köy	17	121	1 863	926	937	19	13	8	24	237	223
TR425 Yalova	Toplam	59	578	13 303	6 466	6 837	21	22	16	139	1 436	1 364
	Şehir	35	441	10 825	5 207	5 618	17	16	16	104	1 137	1 028
	Köy	24	137	2 478	1 259	1 219	4	6	-	35	299	336
TR510 Ankara	Toplam	678	11 661	306 973	154 450	152 523	539	638	376	2 824	35 501	33 937
	Şehir	678	11 661	306 973	154 450	152 523	539	638	376	2 824	35 501	33 937
	Köy	-	-	-	-	-	-	-	-	-	-	-
TR521 Konya	Toplam	549	5 934	147 275	74 853	72 422	315	428	267	1 427	17 731	16 844
	Şehir	549	5 934	147 275	74 853	72 422	315	428	267	1 427	17 731	16 844
	Köy	-	-	-	-	-	-	-	-	-	-	-
TR522 Karaman	Toplam	72	689	15 689	8 007	7 682	32	38	25	162	1 844	1 724
	Şehir	44	548	12 868	6 568	6 300	28	33	24	128	1 512	1 379
	Köy	28	141	2 821	1 439	1 382	4	5	1	34	332	345
TR611 Antalya	Toplam	482	5 610	138 819	70 262	68 557	428	482	288	1 305	16 592	15 306
	Şehir	482	5 610	138 819	70 262	68 557	428	482	288	1 305	16 592	15 306
	Köy	-	-	-	-	-	-	-	-	-	-	-
TR612 Isparta	Toplam	143	1 110	23 265	11 869	11 396	24	26	23	266	2 750	2 588
	Şehir	79	834	19 118	9 762	9 356	21	24	17	200	2 224	2 138
	Köy	64	276	4 147	2 107	2 040	3	2	6	66	526	450
TR613 Burdur	Toplam	88	701	13 648	7 018	6 630	38	37	18	166	1 609	1 503
	Şehir	49	507	10 703	5 468	5 235	34	34	16	120	1 256	1 196
	Köy	39	194	2 945	1 550	1 395	4	3	2	46	353	307
TR621 Adana	Toplam	365	5 677	153 928	78 169	75 759	127	190	133	1 395	18 222	17 436
	Şehir	365	5 677	153 928	78 169	75 759	127	190	133	1 395	18 222	17 436
	Köy	-	-	-	-	-	-	-	-	-	-	-
TR622 Mersin	Toplam	375	4 730	117 700	59 786	57 914	172	251	150	1 140	14 099	13 373
	Şehir	375	4 730	117 700	59 786	57 914	172	251	150	1 140	14 099	13 373
	Köy	-	-	-	-	-	-	-	-	-	-	-
TR631 Hatay	Toplam	421	4 472	117 354	59 018	58 336	103	111	72	1 116	14 236	13 873
	Şehir	421	4 472	117 354	59 018	58 336	103	111	72	1 116	14 236	13 873
	Köy	-	-	-	-	-	-	-	-	-	-	-
TR632 Kahramanmaraş	Toplam	306	3 357	89 792	45 742	44 050	93	136	64	811	10 648	10 263
	Şehir	306	3 357	89 792	45 742	44 050	93	136	64	811	10 648	10 263
	Köy	-	-	-	-	-	-	-	-	-	-	-
TR633 Osmaniye	Toplam	126	1 637	39 105	19 952	19 153	39	48	41	408	4 854	4 462
	Şehir	75	1 328	33 076	16 852	16 224	36	46	40	333	4 084	3 740
	Köy	51	309	6 029	3 100	2 929	3	2	1	75	770	722
TR711 Kırıkkale	Toplam	73	804	16 604	8 298	8 306	47	55	35	186	1 848	1 862
	Şehir	55	725	15 470	7 716	7 754	47	55	35	167	1 697	1 735
	Köy	18	79	1 134	582	552	-	-	-	19	151	127
TR712 Aksaray	Toplam	135	1 081	26 939	13 703	13 236	16	16	9	264	3 277	2 959
	Şehir	64	690	18 484	9 438	9 046	6	5	3	171	2 248	2 016
	Köy	71	391	8 455	4 265	4 190	10	11	6	93	1 029	943
TR713 Niğde	Toplam	125	1 042	24 603	12 538	12 065	19	28	16	261	3 051	2 828
	Şehir	45	564	14 827	7 559	7 268	19	28	16	138	1 770	1 630
	Köy	80	478	9 776	4 979	4 797	-	-	-	123	1 281	1 198
TR714 Nevşehir	Toplam	103	859	18 120	9 221	8 899	65	75	41	206	2 192	2 090
	Şehir	42	545	12 331	6 244	6 087	59	66	37	129	1 461	1 408
	Köy	61	314	5 789	2 977	2 812	6	9	4	77	731	682
TR715 Kırşehir	Toplam	68	608	13 038	6 631	6 407	7	17	7	145	1 509	1 480
	Şehir	39	473	11 340	5 811	5 529	7	17	7	115	1 322	1 292
	Köy	29	135	1 698	820	878	-	-	-	30	187	188
TR721 Kayseri	Toplam	272	3 552	94 772	47 705	47 067	94	135	85	884	11 216	10 793
	Şehir	272	3 552	94 772	47 705	47 067	94	135	85	884	11 216	10 793
	Köy	-	-	-	-	-	-	-	-	-	-	-
TR722 Sivas	Toplam	207	1 834	40 552	20 290	20 262	86	111	67	432	4 586	4 475
	Şehir	118	1 415	33 072	16 553	16 519	86	111	67	333	3 716	3 590
	Köy	89	419	7 480	3 737	3 743	-	-	-	99	870	885
TR723 Yozgat	Toplam	198	1 434	27 137	13 762	13 375	46	50	31	351	3 234	3 026
	Şehir	85	906	19 319	9 828	9 491	37	43	22	226	2 327	2 143
	Köy	113	528	7 818	3 934	3 884	9	7	9	125	907	883

Not 1. Özel eğitime muhtaç öğrenciler için açılmış müstakil sınıflar yok ise; bu öğrenciler normal öğrenciler içinde gösterilmiştir.

Not 2. Açıköğretim öğrenci sayıları 2014 yılı içerisinde 3 dönem sonu itibarıyla yeni kayıt yaptıran ve kayıt yenileyen aktif öğrencileri kapsar.

2.6.b Number of schools, divisions and students in lower secondary schools by grade and settlement place according to Statistical Regions Level 3 (continued)

[Beginning of the educational year 2014/15]

6. Sınıf - Grade 6			7. Sınıf - Grade 7			8. Sınıf - Grade 8			Açık Öğretim Ortaokulu Open Lower Secondary School		SR- Level 3	
Şube Division	Erkek Male	Kadın Female	Şube Division	Erkek Male	Kadın Female	Şube Division	Erkek Male	Kadın Female	Erkek Male	Kadın Female		
160	1 707	1 717	158	1 825	1 673	155	1 948	1 893	306	736	Total	Bolu TR424
136	1 505	1 491	132	1 601	1 451	127	1 698	1 635	306	736	City	
24	202	226	26	224	222	28	250	258	-	-	Village	
139	1 525	1 443	138	1 540	1 423	141	1 681	1 525	262	1 066	Total	Yalova TR425
104	1 203	1 127	107	1 240	1 135	109	1 349	1 246	262	1 066	City	
35	322	316	31	300	288	32	332	279	-	-	Village	
2 780	36 789	34 576	2 726	36 853	34 720	2 792	39 426	36 792	5 243	12 122	Total	Ankara TR510
2 780	36 789	34 576	2 726	36 853	34 720	2 792	39 426	36 792	5 243	12 122	City	
-	-	-	-	-	-	-	-	-	-	-	Village	
1 394	17 893	16 527	1 383	17 430	16 401	1 415	18 804	17 844	2 567	4 539	Total	Konya TR521
1 394	17 893	16 527	1 383	17 430	16 401	1 415	18 804	17 844	2 567	4 539	City	
-	-	-	-	-	-	-	-	-	-	-	Village	
163	1 874	1 811	163	1 924	1 740	169	2 099	1 985	228	397	Total	Karaman TR522
130	1 545	1 484	130	1 587	1 418	132	1 663	1 598	228	397	City	
33	329	327	33	337	322	37	436	387	-	-	Village	
1 280	16 436	15 367	1 285	15 946	15 008	1 312	17 205	16 148	3 601	6 440	Total	Antalya TR611
1 280	16 436	15 367	1 285	15 946	15 008	1 312	17 205	16 148	3 601	6 440	City	
-	-	-	-	-	-	-	-	-	-	-	Village	
277	2 888	2 681	274	2 837	2 572	269	2 954	2 713	414	819	Total	Isparta TR612
212	2 407	2 196	205	2 300	2 079	196	2 393	2 107	414	819	City	
65	481	485	69	537	493	73	561	606	-	-	Village	
163	1 605	1 541	160	1 665	1 501	174	1 899	1 703	203	364	Total	Burdur TR613
116	1 255	1 184	115	1 281	1 193	122	1 439	1 282	203	364	City	
47	350	357	45	384	308	52	460	421	-	-	Village	
1 387	18 790	17 851	1 368	18 480	17 265	1 400	20 142	18 898	2 345	4 176	Total	Adana TR621
1 387	18 790	17 851	1 368	18 480	17 265	1 400	20 142	18 898	2 345	4 176	City	
-	-	-	-	-	-	-	-	-	-	-	Village	
1 133	14 092	13 615	1 120	14 334	13 090	1 165	15 323	14 114	1 687	3 572	Total	Mersin TR622
1 133	14 092	13 615	1 120	14 334	13 090	1 165	15 323	14 114	1 687	3 572	City	
-	-	-	-	-	-	-	-	-	-	-	Village	
1 118	14 541	13 986	1 054	13 678	12 929	1 081	14 836	13 932	1 616	3 544	Total	Hatay TR631
1 118	14 541	13 986	1 054	13 678	12 929	1 081	14 836	13 932	1 616	3 544	City	
-	-	-	-	-	-	-	-	-	-	-	Village	
827	11 217	10 532	807	10 847	10 103	819	11 625	10 852	1 269	2 236	Total	Kahramanmaraş TR632
827	11 217	10 532	807	10 847	10 103	819	11 625	10 852	1 269	2 236	City	
-	-	-	-	-	-	-	-	-	-	-	Village	
403	4 823	4 650	388	4 744	4 411	399	4 954	4 668	529	921	Total	Osmaniye TR633
328	4 071	3 921	314	4 032	3 749	317	4 090	3 853	529	921	City	
75	752	729	74	712	662	82	864	815	-	-	Village	
186	1 934	1 846	188	2 036	1 881	197	2 288	2 131	137	551	Total	Kırıkkale TR711
166	1 783	1 714	169	1 904	1 735	176	2 140	1 984	137	551	City	
20	151	132	19	132	146	21	148	147	-	-	Village	
263	3 200	3 025	260	3 226	3 032	278	3 540	3 409	444	802	Total	Aksaray TR712
171	2 192	1 982	168	2 219	2 054	174	2 330	2 189	444	802	City	
92	1 008	1 043	92	1 007	978	104	1 210	1 220	-	-	Village	
255	3 025	2 906	255	3 000	2 783	252	3 084	3 050	350	482	Total	Niğde TR713
139	1 812	1 757	140	1 848	1 684	128	1 751	1 699	350	482	City	
116	1 213	1 149	115	1 152	1 099	124	1 333	1 351	-	-	Village	
197	2 226	2 080	194	2 239	2 015	197	2 286	2 282	203	391	Total	Nevşehir TR714
121	1 532	1 420	122	1 545	1 383	114	1 437	1 448	203	391	City	
76	694	660	72	694	632	83	849	834	-	-	Village	
148	1 537	1 466	151	1 623	1 561	157	1 752	1 611	193	282	Total	Kırşehir TR715
115	1 347	1 283	116	1 409	1 321	120	1 523	1 344	193	282	City	
33	190	183	35	214	240	37	229	267	-	-	Village	
865	11 299	10 525	852	10 957	10 199	857	11 967	11 333	2 131	4 132	Total	Kayseri TR721
865	11 299	10 525	852	10 957	10 199	857	11 967	11 333	2 131	4 132	City	
-	-	-	-	-	-	-	-	-	-	-	Village	
440	5 009	4 693	435	4 911	4 702	441	5 215	5 100	458	1 225	Total	Sivas TR722
337	4 085	3 795	330	3 980	3 781	329	4 203	4 061	458	1 225	City	
103	924	898	105	931	921	112	1 012	1 039	-	-	Village	
337	3 208	3 065	336	3 234	3 121	364	3 613	3 476	423	656	Total	Yozgat TR723
209	2 280	2 134	213	2 326	2 189	221	2 429	2 347	423	656	City	
128	928	931	123	908	932	143	1 184	1 129	-	-	Village	

Note 1. In cases where separate classes for students in need of special education is not available, figures for the said students are included in regular enrollment.

Note 2. The number of open education students include the active students who are new entrants or who have renewed registration as of the end of 3 semesters in 2014.

2.6.b İstatistiki Bölge Birimleri Sınıflaması 3. düzey, yerleşim yeri, sınıflara göre ortaokullarda, okul, şube ve öğrenci sayısı (devam)

[2014/15 Öğretim yılı başı]

		Toplam - Total					Özel Eğitim Special Education			5. Sınıf - Grade 5			
				Öğrenci - Student									
		Okul School	Şube Division	Toplam Total	Erkek Male	Kadın Female	Şube Division	Erkek Male	Kadın Female	Şube Division	Erkek Male	Kadın Female	
<b>İBBS 3. Düzey</b>	<b>TR811 Zonguldak</b>	<b>Toplam</b>	<b>136</b>	<b>1 508</b>	<b>34 544</b>	<b>17 427</b>	<b>17 117</b>	<b>134</b>	<b>156</b>	<b>86</b>	<b>343</b>	<b>4 006</b>	<b>3 672</b>
		Şehir	69	966	24 422	12 307	12 115	84	103	60	226	2 884	2 606
		Köy	67	542	10 122	5 120	5 002	50	53	26	117	1 122	1 066
<b>TR812 Karabük</b>	<b>Toplam</b>	<b>65</b>	<b>549</b>	<b>12 423</b>	<b>6 400</b>	<b>6 023</b>	<b>6</b>	<b>7</b>	<b>5</b>	<b>138</b>	<b>1 420</b>	<b>1 286</b>	
		Şehir	55	498	11 603	5 980	5 623	3	5	2	126	1 313	1 208
		Köy	10	51	820	420	400	3	2	3	12	107	78
<b>TR813 Bartın</b>	<b>Toplam</b>	<b>50</b>	<b>524</b>	<b>10 395</b>	<b>5 188</b>	<b>5 207</b>	<b>58</b>	<b>48</b>	<b>25</b>	<b>119</b>	<b>1 259</b>	<b>1 084</b>	
		Şehir	21	259	5 790	2 881	2 909	16	12	9	65	736	606
		Köy	29	265	4 605	2 307	2 298	42	36	16	54	523	478
<b>TR821 Kastamonu</b>	<b>Toplam</b>	<b>102</b>	<b>890</b>	<b>19 742</b>	<b>9 642</b>	<b>10 100</b>	<b>63</b>	<b>78</b>	<b>36</b>	<b>206</b>	<b>2 224</b>	<b>2 136</b>	
		Şehir	65	667	16 095	7 831	8 264	52	71	28	154	1 783	1 715
		Köy	37	223	3 647	1 811	1 836	11	7	8	52	441	421
<b>TR822 Çankırı</b>	<b>Toplam</b>	<b>49</b>	<b>409</b>	<b>9 114</b>	<b>4 570</b>	<b>4 544</b>	<b>21</b>	<b>30</b>	<b>6</b>	<b>93</b>	<b>1 018</b>	<b>1 038</b>	
		Şehir	40	373	8 605	4 323	4 282	21	30	6	84	963	972
		Köy	9	36	509	247	262	-	-	-	9	55	66
<b>TR823 Sinop</b>	<b>Toplam</b>	<b>49</b>	<b>520</b>	<b>11 369</b>	<b>5 696</b>	<b>5 673</b>	<b>55</b>	<b>61</b>	<b>40</b>	<b>116</b>	<b>1 353</b>	<b>1 222</b>	
		Şehir	35	407	9 351	4 702	4 649	42	52	36	91	1 116	976
		Köy	14	113	2 018	994	1 024	13	9	4	25	237	246
<b>TR831 Samsun</b>	<b>Toplam</b>	<b>301</b>	<b>3 371</b>	<b>82 383</b>	<b>41 378</b>	<b>41 005</b>	<b>77</b>	<b>96</b>	<b>72</b>	<b>814</b>	<b>9 431</b>	<b>8 917</b>	
		Şehir	301	3 371	82 383	41 378	41 005	77	96	72	814	9 431	8 917
		Köy	-	-	-	-	-	-	-	-	-	-	-
<b>TR832 Tokat</b>	<b>Toplam</b>	<b>190</b>	<b>1 635</b>	<b>38 195</b>	<b>19 278</b>	<b>18 917</b>	<b>11</b>	<b>12</b>	<b>10</b>	<b>392</b>	<b>4 264</b>	<b>4 159</b>	
		Şehir	96	1 135	29 484	14 919	14 565	9	10	8	275	3 297	3 180
		Köy	94	500	8 711	4 359	4 352	2	2	2	117	967	979
<b>TR833 Çorum</b>	<b>Toplam</b>	<b>147</b>	<b>1 457</b>	<b>33 328</b>	<b>16 323</b>	<b>17 005</b>	<b>63</b>	<b>91</b>	<b>52</b>	<b>342</b>	<b>3 628</b>	<b>3 475</b>	
		Şehir	85	1 156	28 309	13 816	14 493	63	91	52	272	3 044	2 925
		Köy	62	301	5 019	2 507	2 512	-	-	-	70	584	550
<b>TR834 Amasya</b>	<b>Toplam</b>	<b>94</b>	<b>925</b>	<b>19 294</b>	<b>9 589</b>	<b>9 705</b>	<b>23</b>	<b>35</b>	<b>21</b>	<b>224</b>	<b>2 228</b>	<b>2 020</b>	
		Şehir	66	741	16 092	7 978	8 114	23	35	21	182	1 878	1 706
		Köy	28	184	3 202	1 611	1 591	-	-	-	42	350	314
<b>TR901 Trabzon</b>	<b>Toplam</b>	<b>241</b>	<b>2 107</b>	<b>45 514</b>	<b>22 550</b>	<b>22 964</b>	<b>97</b>	<b>120</b>	<b>79</b>	<b>512</b>	<b>5 167</b>	<b>5 054</b>	
		Şehir	241	2 107	45 514	22 550	22 964	97	120	79	512	5 167	5 054
		Köy	-	-	-	-	-	-	-	-	-	-	-
<b>TR902 Ordu</b>	<b>Toplam</b>	<b>206</b>	<b>1 972</b>	<b>43 278</b>	<b>21 775</b>	<b>21 503</b>	<b>93</b>	<b>131</b>	<b>82</b>	<b>467</b>	<b>4 860</b>	<b>4 694</b>	
		Şehir	206	1 972	43 278	21 775	21 503	93	131	82	467	4 860	4 694
		Köy	-	-	-	-	-	-	-	-	-	-	-
<b>TR903 Giresun</b>	<b>Toplam</b>	<b>134</b>	<b>1 104</b>	<b>23 437</b>	<b>11 849</b>	<b>11 588</b>	<b>38</b>	<b>30</b>	<b>13</b>	<b>271</b>	<b>2 663</b>	<b>2 525</b>	
		Şehir	67	817	18 617	9 375	9 242	38	30	13	202	2 145	2 048
		Köy	67	287	4 820	2 474	2 346	-	-	-	69	518	477
<b>TR904 Rize</b>	<b>Toplam</b>	<b>101</b>	<b>982</b>	<b>20 108</b>	<b>9 934</b>	<b>10 174</b>	<b>73</b>	<b>65</b>	<b>46</b>	<b>221</b>	<b>2 236</b>	<b>2 048</b>	
		Şehir	57	769	16 915	8 235	8 680	69	61	45	174	1 882	1 737
		Köy	44	213	3 193	1 699	1 494	4	4	1	47	354	311
<b>TR905 Artvin</b>	<b>Toplam</b>	<b>65</b>	<b>487</b>	<b>8 837</b>	<b>4 409</b>	<b>4 428</b>	<b>41</b>	<b>40</b>	<b>22</b>	<b>113</b>	<b>992</b>	<b>944</b>	
		Şehir	32	334	6 709	3 324	3 385	40	39	21	75	775	727
		Köy	33	153	2 128	1 085	1 043	1	1	1	38	217	217
<b>TR906 Gümüşhane</b>	<b>Toplam</b>	<b>47</b>	<b>363</b>	<b>6 681</b>	<b>3 459</b>	<b>3 222</b>	<b>20</b>	<b>13</b>	<b>12</b>	<b>85</b>	<b>782</b>	<b>717</b>	
		Şehir	25	268	5 234	2 713	2 521	20	13	12	60	618	543
		Köy	22	95	1 447	746	701	-	-	-	25	164	174
<b>TRA11 Erzurum</b>	<b>Toplam</b>	<b>321</b>	<b>2 637</b>	<b>63 211</b>	<b>31 466</b>	<b>31 745</b>	<b>37</b>	<b>30</b>	<b>18</b>	<b>652</b>	<b>7 497</b>	<b>7 530</b>	
		Şehir	321	2 637	63 211	31 466	31 745	37	30	18	652	7 497	7 530
		Köy	-	-	-	-	-	-	-	-	-	-	-
<b>TRA12 Erzincan</b>	<b>Toplam</b>	<b>71</b>	<b>587</b>	<b>13 036</b>	<b>6 470</b>	<b>6 566</b>	<b>1</b>	<b>1</b>	<b>-</b>	<b>140</b>	<b>1 513</b>	<b>1 376</b>	
		Şehir	37	395	9 622	4 739	4 883	1	1	-	95	1 112	972
		Köy	34	192	3 414	1 731	1 683	-	-	-	45	401	404
<b>TRA13 Bayburt</b>	<b>Toplam</b>	<b>35</b>	<b>284</b>	<b>4 887</b>	<b>2 495</b>	<b>2 392</b>	<b>2</b>	<b>3</b>	<b>3</b>	<b>93</b>	<b>580</b>	<b>554</b>	
		Şehir	20	215	3 856	1 951	1 905	2	3	3	83	552	539
		Köy	15	69	1 031	544	487	-	-	-	10	28	15
<b>TRA21 Ağrı</b>	<b>Toplam</b>	<b>212</b>	<b>2 146</b>	<b>60 411</b>	<b>30 783</b>	<b>29 628</b>	<b>17</b>	<b>15</b>	<b>7</b>	<b>541</b>	<b>7 902</b>	<b>7 783</b>	
		Şehir	90	1 325	39 925	20 478	19 447	17	15	7	327	5 105	4 891
		Köy	122	821	20 486	10 305	10 181	-	-	-	214	2 797	2 892
<b>TRA22 Kars</b>	<b>Toplam</b>	<b>163</b>	<b>1 066</b>	<b>23 985</b>	<b>12 332</b>	<b>11 653</b>	<b>3</b>	<b>2</b>	<b>1</b>	<b>263</b>	<b>2 955</b>	<b>2 879</b>	
		Şehir	56	514	12 610	6 485	6 125	3	2	1	128	1 521	1 473
		Köy	107	552	11 375	5 847	5 528	-	-	-	135	1 434	1 406

Not 1. Özel eğitime muhtaç öğrenciler için açılmış müstakil sınıflar yok ise; bu öğrenciler normal öğrenciler içinde gösterilmiştir.

Not 2. Açıköğretim öğrenci sayıları 2014 yılı içerisinde 3 dönem sonu itibarıyla yeni kayıt yaptıran ve kayıt yenileyen aktif öğrencileri kapsar.

2.6.b Number of schools, divisions and students in lower secondary schools by grade and settlement place according to Statistical Regions Level 3 (continued)

[Beginning of the educational year 2014/15]

6. Sınıf - Grade 6			7. Sınıf - Grade 7			8. Sınıf - Grade 8			Açık Öğretim Ortaokulu Open Lower Secondary School			SR- Level 3
Şube Division	Erkek Male	Kadın Female	Şube Division	Erkek Male	Kadın Female	Şube Division	Erkek Male	Kadın Female	Erkek Male	Kadın Female	Total	
333	4 061	3 790	343	4 129	4 021	355	4 581	4 337	494	1 211	Total	Zonguldak TR811
218	2 882	2 610	218	2 881	2 796	220	3 063	2 832	494	1 211	City	
115	1 179	1 180	125	1 248	1 225	135	1 518	1 505	-	-	Village	
133	1 347	1 292	140	1 482	1 353	132	1 616	1 475	528	612	Total	Karabük TR812
122	1 256	1 198	127	1 373	1 234	120	1 505	1 369	528	612	City	
11	91	94	13	109	119	12	111	106	-	-	Village	
111	1 204	1 090	119	1 266	1 233	117	1 299	1 392	112	383	Total	Bartın TR813
60	676	586	61	684	632	57	661	693	112	383	City	
51	528	504	58	582	601	60	638	699	-	-	Village	
206	2 235	2 238	207	2 297	2 202	208	2 460	2 262	348	1 226	Total	Kastamonu TR821
155	1 822	1 797	154	1 851	1 739	152	1 956	1 759	348	1 226	City	
51	413	441	53	446	463	56	504	503	-	-	Village	
102	1 069	1 099	96	1 115	1 014	97	1 179	1 094	159	293	Total	Çankırı TR822
93	1 018	1 033	87	1 062	948	88	1 091	1 030	159	293	City	
9	51	66	9	53	66	9	88	64	-	-	Village	
116	1 312	1 264	116	1 335	1 256	117	1 397	1 357	238	534	Total	Sinop TR823
92	1 074	1 029	92	1 109	1 000	90	1 113	1 074	238	534	City	
24	238	235	24	226	256	27	284	283	-	-	Village	
807	9 800	9 117	809	9 853	9 365	864	10 826	10 239	1 372	3 295	Total	Samsun TR831
807	9 800	9 117	809	9 853	9 365	864	10 826	10 239	1 372	3 295	City	
-	-	-	-	-	-	-	-	-	-	-	Village	
408	4 591	4 357	396	4 610	4 183	428	5 131	4 820	670	1 388	Total	Tokat TR832
285	3 512	3 295	279	3 550	3 149	287	3 880	3 545	670	1 388	City	
123	1 079	1 062	117	1 060	1 034	141	1 251	1 275	-	-	Village	
344	3 874	3 719	342	3 953	3 802	366	4 221	4 186	556	1 771	Total	Çorum TR833
271	3 280	3 132	265	3 335	3 154	285	3 510	3 459	556	1 771	City	
73	594	587	77	618	648	81	711	727	-	-	Village	
222	2 244	2 215	215	2 302	2 158	241	2 541	2 550	239	741	Total	Amasya TR834
176	1 865	1 817	171	1 901	1 760	189	2 060	2 069	239	741	City	
46	379	398	44	401	398	52	481	481	-	-	Village	
500	5 253	5 140	494	5 388	5 103	504	6 052	5 671	570	1 917	Total	Trabzon TR901
500	5 253	5 140	494	5 388	5 103	504	6 052	5 671	570	1 917	City	
-	-	-	-	-	-	-	-	-	-	-	Village	
466	5 192	4 946	469	5 325	5 112	477	5 816	5 575	451	1 094	Total	Ordu TR902
466	5 192	4 946	469	5 325	5 112	477	5 816	5 575	451	1 094	City	
-	-	-	-	-	-	-	-	-	-	-	Village	
264	2 818	2 691	264	2 902	2 727	267	3 132	2 934	304	698	Total	Giresun TR903
195	2 260	2 116	193	2 246	2 113	189	2 390	2 254	304	698	City	
69	558	575	71	656	614	78	742	680	-	-	Village	
232	2 282	2 218	224	2 373	2 167	232	2 654	2 429	324	1 266	Total	Rize TR904
178	1 874	1 847	172	1 962	1 816	176	2 132	1 969	324	1 266	City	
54	408	371	52	411	351	56	522	460	-	-	Village	
115	1 085	1 023	111	1 066	996	107	1 134	1 121	92	322	Total	Artvin TR905
77	830	767	75	779	749	67	809	799	92	322	City	
38	255	256	36	287	247	40	325	322	-	-	Village	
84	838	744	85	804	714	89	933	845	89	190	Total	Gümüşhane TR906
61	632	567	63	646	563	64	715	646	89	190	City	
23	206	177	22	158	151	25	218	199	-	-	Village	
662	7 937	7 986	642	7 416	7 157	644	7 709	7 163	877	1 891	Total	Erzurum TRA11
662	7 937	7 986	642	7 416	7 157	644	7 709	7 163	877	1 891	City	
-	-	-	-	-	-	-	-	-	-	-	Village	
148	1 502	1 526	145	1 630	1 448	153	1 659	1 634	165	582	Total	Erzincan TRA12
99	1 077	1 089	98	1 174	1 044	102	1 210	1 196	165	582	City	
49	425	437	47	456	404	51	449	438	-	-	Village	
60	541	504	64	635	544	65	649	580	87	207	Total	Bayburt TRA13
42	383	380	44	460	378	44	466	398	87	207	City	
18	158	124	20	175	166	21	183	182	-	-	Village	
549	7 860	8 266	523	7 093	6 629	516	6 890	5 937	1 023	1 006	Total	Ağrı TRA21
335	5 100	5 238	328	4 706	4 359	318	4 529	3 946	1 023	1 006	City	
214	2 760	3 028	195	2 387	2 270	198	2 361	1 991	-	-	Village	
268	3 069	2 991	267	3 019	2 660	265	3 015	2 806	272	316	Total	Kars TRA22
128	1 566	1 531	132	1 617	1 398	123	1 507	1 406	272	316	City	
140	1 503	1 460	135	1 402	1 262	142	1 508	1 400	-	-	Village	

Note 1. In cases where separate classes for students in need of special education is not available, figures for the said students are included in regular enrollment.

Note 2. The number of open education students include the active students who are new entrants or who have renewed registration as of the end of 3 semesters in 2014.

2.6.b İstatistik Bölge Birimleri Sınıflaması 3. düzey, yerleşim yeri, sınıflara göre ortaokullarda, okul, şube ve öğrenci sayısı (devam)  
[2014/15 Öğretim yılı başı]

İBBS 3. Düzey		Toplam - Total			Öğrenci - Student			Özel Eğitim Special Education			5. Sınıf - Grade 5		
		Okul School	Şube Division	Toplam Total	Erkek Male	Kadın Female	Şube Division	Erkek Male	Kadın Female	Şube Division	Erkek Male	Kadın Female	
TRA23 Iğdır	<b>Toplam</b>	74	722	17 067	8 829	8 238	10	9	3	176	2 147	1 880	
	Şehir	32	423	10 661	5 449	5 212	7	5	2	104	1 283	1 160	
	Köy	42	299	6 406	3 380	3 026	3	4	1	72	864	720	
TRA24 Ardahan	<b>Toplam</b>	59	344	6 929	3 602	3 327	4	3	4	85	846	819	
	Şehir	22	178	3 796	1 949	1 847	4	3	4	43	429	454	
	Köy	37	166	3 133	1 653	1 480	-	-	-	42	417	365	
TRB11 Malatya	<b>Toplam</b>	227	2 244	54 117	27 497	26 620	30	48	45	543	6 469	6 061	
	Şehir	227	2 244	54 117	27 497	26 620	30	48	45	543	6 469	6 061	
	Köy	-	-	-	-	-	-	-	-	-	-	-	
TRB12 Elazığ	<b>Toplam</b>	128	1 549	38 075	19 138	18 937	37	51	43	386	4 686	4 389	
	Şehir	78	1 231	31 418	15 845	15 573	34	50	41	308	3 844	3 545	
	Köy	50	318	6 657	3 293	3 364	3	1	2	78	842	844	
TRB13 Bingöl	<b>Toplam</b>	90	843	21 337	10 764	10 573	24	34	13	212	2 627	2 598	
	Şehir	49	551	14 451	7 248	7 203	24	34	13	135	1 650	1 610	
	Köy	41	292	6 886	3 516	3 370	-	-	-	77	977	988	
TRB14 Tunceli	<b>Toplam</b>	25	184	3 400	1 736	1 664	4	3	4	42	404	358	
	Şehir	17	148	2 883	1 473	1 410	4	3	4	34	341	305	
	Köy	8	36	517	263	254	-	-	-	8	63	53	
TRB21 Van	<b>Toplam</b>	341	4 012	114 602	58 460	56 142	83	103	51	1 004	14 434	14 460	
	Şehir	341	4 012	114 602	58 460	56 142	83	103	51	1 004	14 434	14 460	
	Köy	-	-	-	-	-	-	-	-	-	-	-	
TRB22 Muş	<b>Toplam</b>	194	1 717	44 839	23 045	21 794	7	11	7	444	5 856	6 243	
	Şehir	69	814	21 384	10 306	11 078	7	11	7	210	2 443	2 860	
	Köy	125	903	23 455	12 739	10 716	-	-	-	234	3 413	3 383	
TRB23 Bitlis	<b>Toplam</b>	160	1 337	35 454	18 245	17 209	6	9	2	340	4 485	4 547	
	Şehir	82	803	22 173	12 067	10 106	6	9	2	201	2 824	2 483	
	Köy	78	534	13 281	6 178	7 103	-	-	-	139	1 661	2 064	
TRB24 Hakkari	<b>Toplam</b>	85	925	25 370	12 701	12 669	9	6	3	237	3 243	3 218	
	Şehir	44	555	15 006	7 439	7 567	9	6	3	135	1 770	1 727	
	Köy	41	370	10 364	5 262	5 102	-	-	-	102	1 473	1 491	
TRC11 Gaziantep	<b>Toplam</b>	321	5 466	162 468	82 366	80 102	126	213	119	1 381	19 879	19 521	
	Şehir	321	5 466	162 468	82 366	80 102	126	213	119	1 381	19 879	19 521	
	Köy	-	-	-	-	-	-	-	-	-	-	-	
TRC12 Adıyaman	<b>Toplam</b>	207	1 993	49 201	25 011	24 190	54	71	36	479	5 818	5 574	
	Şehir	92	1 261	33 171	16 869	16 302	54	71	36	303	3 904	3 685	
	Köy	115	732	16 030	8 142	7 888	-	-	-	176	1 914	1 889	
TRC13 Kilis	<b>Toplam</b>	37	364	10 110	5 073	5 037	-	-	-	92	1 281	1 189	
	Şehir	26	287	8 199	4 142	4 057	-	-	-	72	1 041	945	
	Köy	11	77	1 911	931	980	-	-	-	20	240	244	
TRC21 Şanlıurfa	<b>Toplam</b>	569	6 146	196 414	100 696	95 718	142	174	124	1 546	24 406	24 458	
	Şehir	569	6 146	196 414	100 696	95 718	142	174	124	1 546	24 406	24 458	
	Köy	-	-	-	-	-	-	-	-	-	-	-	
TRC22 Diyarbakır	<b>Toplam</b>	374	4 792	156 425	79 445	76 980	121	131	68	1 176	19 201	18 876	
	Şehir	374	4 792	156 425	79 445	76 980	121	131	68	1 176	19 201	18 876	
	Köy	-	-	-	-	-	-	-	-	-	-	-	
TRC31 Mardin	<b>Toplam</b>	247	2 729	78 192	39 679	38 513	31	37	19	682	9 669	9 606	
	Şehir	247	2 729	78 192	39 679	38 513	31	37	19	682	9 669	9 606	
	Köy	-	-	-	-	-	-	-	-	-	-	-	
TRC32 Batman	<b>Toplam</b>	169	2 002	58 142	29 696	28 446	13	17	10	500	7 145	6 684	
	Şehir	80	1 511	47 285	24 012	23 273	13	17	10	383	5 748	5 359	
	Köy	89	491	10 857	5 684	5 173	-	-	-	117	1 397	1 325	
TRC33 Şırnak	<b>Toplam</b>	230	1 978	53 632	27 409	26 223	-	-	-	498	6 889	6 449	
	Şehir	66	1 054	33 040	16 982	16 058	-	-	-	264	4 099	3 776	
	Köy	164	924	20 592	10 427	10 165	-	-	-	234	2 790	2 673	
TRC34 Siirt	<b>Toplam</b>	127	1 155	34 635	17 634	17 001	-	-	-	289	4 141	4 080	
	Şehir	56	712	22 756	11 598	11 158	-	-	-	181	2 655	2 557	
	Köy	71	443	11 879	6 036	5 843	-	-	-	108	1 486	1 523	

Not 1. Özel eğitime muhtaç öğrenciler için açılmış müstakil sınıflar yok ise; bu öğrenciler normal öğrenciler içinde gösterilmiştir.

Not 2. Açıköğretim öğrenci sayıları 2014 yılı içerisinde 3 dönem sonu itibarıyla yeni kayıt yaptıran ve kayıt yenileyen aktif öğrencileri kapsar.

2.6.b Number of schools, divisions and students in lower secondary schools by grade and settlement place according to Statistical Regions Level 3 (continued)

[Beginning of the educational year 2014/15]

6. Sınıf - Grade 6			7. Sınıf - Grade 7			8. Sınıf - Grade 8			Açık Öğretim Ortaokulu Open Lower Secondary School			SR- Level 3
Şube Division	Erkek Male	Kadın Female	Şube Division	Erkek Male	Kadın Female	Şube Division	Erkek Male	Kadın Female	Erkek Male	Kadın Female	Total	
182	2 272	2 109	174	2 036	1 985	180	2 174	2 003	191	258	Total	Iğdır TRA23
107	1 404	1 267	103	1 256	1 291	102	1 310	1 234	191	258	City	
75	868	842	71	780	694	78	864	769	-	-	Village	
84	880	833	79	808	714	92	1 006	838	59	119	Total	Ardahan TRA24
45	484	438	39	429	379	47	545	453	59	119	City	
39	396	395	40	379	335	45	461	385	-	-	Village	
558	6 613	6 082	546	6 434	6 039	567	7 091	6 611	842	1 782	Total	Malatya TRB11
558	6 613	6 082	546	6 434	6 039	567	7 091	6 611	842	1 782	City	
-	-	-	-	-	-	-	-	-	-	-	Village	
374	4 504	4 249	369	4 512	4 061	383	4 871	4 797	514	1 398	Total	Elazığ TRB12
298	3 702	3 459	289	3 705	3 318	302	4 030	3 812	514	1 398	City	
76	802	790	80	807	743	81	841	985	-	-	Village	
202	2 403	2 605	195	2 329	2 075	210	2 684	2 446	687	836	Total	Bingöl TRB13
131	1 611	1 681	129	1 566	1 432	132	1 700	1 631	687	836	City	
71	792	924	66	763	643	78	984	815	-	-	Village	
46	405	379	44	406	402	48	445	417	73	104	Total	Tunceli TRB14
37	346	320	35	350	339	38	360	338	73	104	City	
9	59	59	9	56	63	10	85	79	-	-	Village	
1 003	14 487	15 037	948	13 395	12 139	974	13 864	12 237	2 177	2 218	Total	Van TRB21
1 003	14 487	15 037	948	13 395	12 139	974	13 864	12 237	2 177	2 218	City	
-	-	-	-	-	-	-	-	-	-	-	Village	
450	5 966	5 942	416	5 319	4 572	400	5 135	4 338	758	692	Total	Muş TRB22
208	2 463	2 914	201	2 370	2 321	188	2 261	2 284	758	692	City	
242	3 503	3 028	215	2 949	2 251	212	2 874	2 054	-	-	Village	
343	4 404	4 194	317	4 079	3 527	331	4 230	3 671	1 038	1 268	Total	Bitlis TRB23
203	2 826	2 206	194	2 632	1 983	199	2 738	2 164	1 038	1 268	City	
140	1 578	1 988	123	1 447	1 544	132	1 492	1 507	-	-	Village	
232	3 216	3 162	210	2 726	2 561	237	3 128	3 070	382	655	Total	Hakkari TRB24
139	1 829	1 759	133	1 686	1 579	139	1 766	1 844	382	655	City	
93	1 387	1 403	77	1 040	982	98	1 362	1 226	-	-	Village	
1 356	20 311	19 274	1 293	19 080	17 726	1 310	20 211	19 076	2 672	4 386	Total	Gaziantep TRC11
1 356	20 311	19 274	1 293	19 080	17 726	1 310	20 211	19 076	2 672	4 386	City	
-	-	-	-	-	-	-	-	-	-	-	Village	
490	6 206	5 793	474	5 793	5 462	496	6 386	6 106	737	1 219	Total	Adıyaman TRC12
304	4 117	3 816	298	3 863	3 632	302	4 177	3 914	737	1 219	City	
186	2 089	1 977	176	1 930	1 830	194	2 209	2 192	-	-	Village	
91	1 269	1 233	89	1 132	1 179	92	1 290	1 251	101	185	Total	Kilis TRC13
71	1 015	964	71	937	948	73	1 048	1 015	101	185	City	
20	254	269	18	195	231	19	242	236	-	-	Village	
1 575	25 071	25 435	1 466	22 936	20 973	1 417	23 694	19 662	4 415	5 066	Total	Şanlıurfa TRC21
1 575	25 071	25 435	1 466	22 936	20 973	1 417	23 694	19 662	4 415	5 066	City	
-	-	-	-	-	-	-	-	-	-	-	Village	
1 189	19 279	19 431	1 141	18 864	17 208	1 165	18 882	16 934	3 088	4 463	Total	Diyarbakır TRC22
1 189	19 279	19 431	1 141	18 864	17 208	1 165	18 882	16 934	3 088	4 463	City	
-	-	-	-	-	-	-	-	-	-	-	Village	
673	9 523	9 491	657	9 114	8 713	686	9 836	9 019	1 500	1 665	Total	Mardin TRC31
673	9 523	9 491	657	9 114	8 713	686	9 836	9 019	1 500	1 665	City	
-	-	-	-	-	-	-	-	-	-	-	Village	
505	7 359	7 000	484	6 676	6 433	500	7 363	6 820	1 136	1 499	Total	Batman TRC32
383	5 879	5 669	368	5 392	5 273	364	5 840	5 463	1 136	1 499	City	
122	1 480	1 331	116	1 284	1 160	136	1 523	1 357	-	-	Village	
495	6 713	6 456	482	6 262	6 176	503	6 444	6 219	1 101	923	Total	Şırnak TRC33
263	4 000	3 853	258	3 889	3 722	269	3 893	3 784	1 101	923	City	
232	2 713	2 603	224	2 373	2 454	234	2 551	2 435	-	-	Village	
298	4 317	4 284	291	4 108	3 819	277	4 077	3 538	991	1 280	Total	Siirt TRC34
186	2 683	2 673	182	2 672	2 391	163	2 597	2 257	991	1 280	City	
112	1 634	1 611	109	1 436	1 428	114	1 480	1 281	-	-	Village	

Note 1. In cases where separate classes for students in need of special education is not available, figures for the said students are included in regular enrollment.

Note 2. The number of open education students include the active students who are new entrants or who have renewed registration as of the end of 3 semesters in 2014.











2.7.b İstatistiki Bölge Birimleri Sınıflaması 3. düzey, yerleşim yeri ve doğum yıllarına göre ortaokullarda öğrenci sayısı  
[2014/15 Öğretim yılı başı]

		Doğum yılları										
		Toplam - Total			2005		2004		2003		2002	
İBBS 3. Düzey		Toplam Total	Erkek Male	Kadın Female	Erkek Male	Kadın Female	Erkek Male	Kadın Female	Erkek Male	Kadın Female	Erkek Male	Kadın Female
TR Türkiye	Toplam	5 278 107	2 670 118	2 607 989	2 256	3 214	544 505	529 036	596 530	563 908	613 505	577 867
	Şehir	4 954 178	2 505 439	2 448 739	1 889	2 690	510 502	495 629	559 074	527 464	574 402	540 174
	Köy	323 929	164 679	159 250	367	524	34 003	33 407	37 456	36 444	39 103	37 693
TR100 İstanbul	Toplam	925 225	467 489	457 736	242	312	97 680	93 295	103 358	97 431	105 241	97 801
	Şehir	925 225	467 489	457 736	242	312	97 680	93 295	103 358	97 431	105 241	97 801
	Köy	-	-	-	-	-	-	-	-	-	-	-
TR211 Tekirdağ	Toplam	53 060	27 297	25 763	10	16	5 522	5 315	6 131	5 575	6 275	5 684
	Şehir	53 060	27 297	25 763	10	16	5 522	5 315	6 131	5 575	6 275	5 684
	Köy	-	-	-	-	-	-	-	-	-	-	-
TR212 Edirne	Toplam	17 904	9 126	8 778	5	2	1 822	1 720	2 025	1 870	2 056	1 961
	Şehir	15 110	7 684	7 426	4	2	1 504	1 404	1 707	1 578	1 692	1 652
	Köy	2 794	1 442	1 352	1	-	318	316	318	292	364	309
TR213 Kırklareli	Toplam	16 121	8 132	7 989	1	1	1 629	1 530	1 799	1 757	1 823	1 817
	Şehir	13 422	6 730	6 692	1	1	1 340	1 260	1 459	1 456	1 513	1 501
	Köy	2 699	1 402	1 297	-	-	289	270	340	301	310	316
TR221 Balıkesir	Toplam	59 646	29 982	29 664	6	8	6 210	6 035	6 842	6 338	6 984	6 635
	Şehir	59 646	29 982	29 664	6	8	6 210	6 035	6 842	6 338	6 984	6 635
	Köy	-	-	-	-	-	-	-	-	-	-	-
TR222 Çanakkale	Toplam	23 010	11 668	11 342	1	2	2 346	2 300	2 623	2 484	2 729	2 487
	Şehir	17 159	8 658	8 501	1	-	1 700	1 650	1 959	1 804	1 979	1 797
	Köy	5 851	3 010	2 841	-	2	646	650	664	680	750	690
TR310 İzmir	Toplam	225 458	113 397	112 061	40	35	22 875	22 052	24 441	23 122	24 943	23 369
	Şehir	225 458	113 397	112 061	40	35	22 875	22 052	24 441	23 122	24 943	23 369
	Köy	-	-	-	-	-	-	-	-	-	-	-
TR321 Aydın	Toplam	56 671	28 701	27 970	11	19	6 013	5 775	6 445	6 023	6 666	6 337
	Şehir	56 671	28 701	27 970	11	19	6 013	5 775	6 445	6 023	6 666	6 337
	Köy	-	-	-	-	-	-	-	-	-	-	-
TR322 Denizli	Toplam	57 840	29 464	28 376	5	6	5 753	5 518	6 651	6 181	6 951	6 563
	Şehir	57 840	29 464	28 376	5	6	5 753	5 518	6 651	6 181	6 951	6 563
	Köy	-	-	-	-	-	-	-	-	-	-	-
TR323 Muğla	Toplam	47 396	23 955	23 441	11	19	4 851	4 672	5 396	5 182	5 389	5 221
	Şehir	47 396	23 955	23 441	11	19	4 851	4 672	5 396	5 182	5 389	5 221
	Köy	-	-	-	-	-	-	-	-	-	-	-
TR331 Manisa	Toplam	79 911	40 681	39 230	23	22	8 646	8 332	9 269	8 586	9 437	8 893
	Şehir	79 911	40 681	39 230	23	22	8 646	8 332	9 269	8 586	9 437	8 893
	Köy	-	-	-	-	-	-	-	-	-	-	-
TR332 Afyonkarahisar	Toplam	44 272	22 698	21 574	16	11	4 887	4 820	5 086	4 878	5 470	5 015
	Şehir	28 705	14 935	13 770	9	6	3 139	2 999	3 293	3 101	3 586	3 111
	Köy	15 567	7 763	7 804	7	5	1 748	1 821	1 793	1 777	1 884	1 904
TR333 Kütahya	Toplam	30 946	15 662	15 284	7	4	3 389	3 236	3 641	3 331	3 695	3 305
	Şehir	25 074	12 665	12 409	7	3	2 675	2 621	2 966	2 633	2 968	2 633
	Köy	5 872	2 997	2 875	-	1	714	615	675	698	727	672
TR334 Uşak	Toplam	19 904	10 023	9 881	3	4	2 120	1 989	2 258	2 151	2 336	2 239
	Şehir	16 155	8 166	7 989	1	3	1 724	1 580	1 851	1 706	1 886	1 782
	Köy	3 749	1 857	1 892	2	1	396	409	407	445	450	457
TR411 Bursa	Toplam	171 100	86 620	84 480	34	34	18 098	17 507	19 519	18 174	20 060	18 532
	Şehir	171 100	86 620	84 480	34	34	18 098	17 507	19 519	18 174	20 060	18 532
	Köy	-	-	-	-	-	-	-	-	-	-	-
TR412 Eskişehir	Toplam	41 800	20 964	20 836	11	12	4 390	4 201	4 811	4 548	4 856	4 671
	Şehir	41 800	20 964	20 836	11	12	4 390	4 201	4 811	4 548	4 856	4 671
	Köy	-	-	-	-	-	-	-	-	-	-	-
TR413 Bilecik	Toplam	11 492	5 779	5 713	-	3	1 233	1 161	1 321	1 207	1 310	1 280
	Şehir	10 484	5 263	5 221	-	3	1 121	1 041	1 212	1 092	1 177	1 162
	Köy	1 008	516	492	-	-	112	120	109	115	133	118
TR421 Kocaeli	Toplam	113 910	57 288	56 622	19	27	12 039	11 653	12 873	11 861	13 258	12 326
	Şehir	113 910	57 288	56 622	19	27	12 039	11 653	12 873	11 861	13 258	12 326
	Köy	-	-	-	-	-	-	-	-	-	-	-
TR422 Sakarya	Toplam	61 308	30 756	30 552	16	26	6 371	6 303	6 937	6 502	7 345	6 956
	Şehir	61 308	30 756	30 552	16	26	6 371	6 303	6 937	6 502	7 345	6 956
	Köy	-	-	-	-	-	-	-	-	-	-	-
TR423 Düzce	Toplam	22 629	11 076	11 553	4	9	2 334	2 320	2 455	2 410	2 672	2 616
	Şehir	17 188	8 370	8 818	4	9	1 788	1 750	1 856	1 843	2 007	1 905
	Köy	5 441	2 706	2 735	-	-	546	570	599	567	665	711

Not. Açıköğretim öğrenci sayıları 2014 yılı içerisinde 3 dönem sonu itibarıyla yeni kayıt yaptıran ve kayıt yenileyen aktif öğrencileri kapsar.

2.7.b Number of students in lower secondary schools by year of birth and settlement place according to Statistical Regions Level 3  
[Beginning of the educational year 2014/15]

Year of birth											SR- Level 3
2001		2000		1999		1998		Açık Öğretim Ortaokulu (14 yaş ve üzeri) Open Lower Secondary School (At least 14)		Total	
Erkek Male	Kadın Female	Erkek Male	Kadın Female	Erkek Male	Kadın Female	Erkek Male	Kadın Female	Erkek Male	Kadın Female		
633 811	589 782	132 427	107 777	23 484	22 698	9 952	12 212	113 648	201 495	Turkey TR	
594 726	552 201	121 650	98 488	20 791	20 026	8 757	10 572	113 648	201 495	City	
39 085	37 581	10 777	9 289	2 693	2 672	1 195	1 640	-	-	Village	
109 170	101 183	17 309	13 123	2 952	2 438	1 163	1 308	30 374	50 845	Istanbul TR100	
109 170	101 183	17 309	13 123	2 952	2 438	1 163	1 308	30 374	50 845	City	
-	-	-	-	-	-	-	-	-	-	Village	
6 470	5 853	1 229	948	138	120	65	54	1 457	2 198	Tekirdağ TR211	
6 470	5 853	1 229	948	138	120	65	54	1 457	2 198	City	
-	-	-	-	-	-	-	-	-	-	Village	
2 295	2 161	486	430	83	75	53	36	301	523	Edirne TR212	
1 921	1 770	428	398	76	66	51	33	301	523	City	
374	391	58	32	7	9	2	3	-	-	Village	
2 067	1 908	343	339	40	40	12	13	418	584	Kırklareli TR213	
1 653	1 543	298	302	36	32	12	13	418	584	City	
414	365	45	37	4	8	-	-	-	-	Village	
7 575	7 246	1 064	871	133	95	49	42	1 119	2 394	Balıkesir TR221	
7 575	7 246	1 064	871	133	95	49	42	1 119	2 394	City	
-	-	-	-	-	-	-	-	-	-	Village	
2 886	2 675	512	414	36	42	21	14	514	924	Çanakkale TR222	
2 067	1 951	394	331	29	32	15	12	514	924	City	
819	724	118	83	7	10	6	2	-	-	Village	
26 979	25 687	4 249	3 284	566	505	219	221	9 085	13 786	Izmir TR310	
26 979	25 687	4 249	3 284	566	505	219	221	9 085	13 786	City	
-	-	-	-	-	-	-	-	-	-	Village	
7 272	6 868	1 159	975	135	97	35	29	965	1 847	Aydın TR321	
7 272	6 868	1 159	975	135	97	35	29	965	1 847	City	
-	-	-	-	-	-	-	-	-	-	Village	
7 379	7 115	1 609	1 227	126	99	22	34	968	1 633	Denizli TR322	
7 379	7 115	1 609	1 227	126	99	22	34	968	1 633	City	
-	-	-	-	-	-	-	-	-	-	Village	
5 859	5 425	1 052	792	119	67	24	20	1 254	2 043	Muğla TR323	
5 859	5 425	1 052	792	119	67	24	20	1 254	2 043	City	
-	-	-	-	-	-	-	-	-	-	Village	
10 258	9 502	1 461	1 217	152	180	64	79	1 371	2 419	Manisa TR331	
10 258	9 502	1 461	1 217	152	180	64	79	1 371	2 419	City	
-	-	-	-	-	-	-	-	-	-	Village	
5 520	5 207	964	666	111	88	40	35	604	854	Afyonkarahisar TR332	
3 583	3 212	620	412	67	53	34	22	604	854	City	
1 937	1 995	344	254	44	35	6	13	-	-	Village	
3 960	3 776	616	473	32	24	11	7	311	1 128	Kütahya TR333	
3 163	2 946	535	417	30	22	10	6	311	1 128	City	
797	830	81	56	2	2	1	1	-	-	Village	
2 497	2 396	417	370	34	24	20	11	338	697	Uşak TR334	
1 967	1 869	352	318	28	23	19	11	338	697	City	
530	527	65	52	6	1	1	-	-	-	Village	
21 409	19 732	3 429	2 703	396	366	177	158	3 498	7 274	Bursa TR411	
21 409	19 732	3 429	2 703	396	366	177	158	3 498	7 274	City	
-	-	-	-	-	-	-	-	-	-	Village	
5 224	5 039	858	629	67	67	20	23	727	1 646	Eskişehir TR412	
5 224	5 039	858	629	67	67	20	23	727	1 646	City	
-	-	-	-	-	-	-	-	-	-	Village	
1 460	1 353	205	169	24	21	10	10	216	509	Bilecik TR413	
1 315	1 226	191	159	23	20	8	9	216	509	City	
145	127	14	10	1	1	2	1	-	-	Village	
14 262	13 233	1 819	1 410	233	175	100	93	2 685	5 844	Kocaeli TR421	
14 262	13 233	1 819	1 410	233	175	100	93	2 685	5 844	City	
-	-	-	-	-	-	-	-	-	-	Village	
7 973	7 197	876	598	128	96	39	43	1 071	2 831	Sakarya TR422	
7 973	7 197	876	598	128	96	39	43	1 071	2 831	City	
-	-	-	-	-	-	-	-	-	-	Village	
2 885	2 786	361	265	25	31	9	12	331	1 104	Düzce TR423	
2 081	1 975	274	195	20	27	9	10	331	1 104	City	
804	811	87	70	5	4	-	2	-	-	Village	

Note. The number of open education students include the active students who are new entrants or who have renewed registration as of the end of 3 semesters in 2014.

2.7.b İstatistiki Bölge Birimleri Sınıflaması 3. düzey, yerleşim yeri ve doğum yıllarına göre ortaokullarda öğrenci sayısı (devam)  
[2014/15 Öğretim yılı başı]

		Doğum yılları										
		Toplam - Total			2005		2004		2003		2002	
		Toplam Total	Erkek Male	Kadın Female	Erkek Male	Kadın Female	Erkek Male	Kadın Female	Erkek Male	Kadın Female	Erkek Male	Kadın Female
TR424 Bolu	Toplam	15 307	7 581	7 726	-	2	1 595	1 566	1 664	1 677	1 781	1 689
	Şehir	13 444	6 655	6 789	-	2	1 377	1 351	1 455	1 452	1 563	1 464
	Köy	1 863	926	937	-	-	218	215	209	225	218	225
TR425 Yalova	Toplam	13 303	6 466	6 837	3	5	1 302	1 250	1 435	1 366	1 524	1 418
	Şehir	10 825	5 207	5 618	3	4	1 023	930	1 124	1 065	1 232	1 147
	Köy	2 478	1 259	1 219	-	1	279	320	311	301	292	271
TR510 Ankara	Toplam	306 973	154 450	152 523	50	67	32 188	31 594	35 439	33 301	36 136	34 537
	Şehir	306 973	154 450	152 523	50	67	32 188	31 594	35 439	33 301	36 136	34 537
	Köy	-	-	-	-	-	-	-	-	-	-	-
TR521 Konya	Toplam	147 275	74 853	72 422	37	55	15 826	15 514	17 125	15 872	17 259	16 679
	Şehir	147 275	74 853	72 422	37	55	15 826	15 514	17 125	15 872	17 259	16 679
	Köy	-	-	-	-	-	-	-	-	-	-	-
TR522 Karaman	Toplam	15 689	8 007	7 682	3	4	1 608	1 540	1 831	1 748	1 937	1 841
	Şehir	12 868	6 568	6 300	3	2	1 299	1 215	1 505	1 414	1 584	1 491
	Köy	2 821	1 439	1 382	-	2	309	325	326	334	353	350
TR611 Antalya	Toplam	138 819	70 262	68 557	29	45	13 980	13 457	15 851	14 775	15 645	15 028
	Şehir	138 819	70 262	68 557	29	45	13 980	13 457	15 851	14 775	15 645	15 028
	Köy	-	-	-	-	-	-	-	-	-	-	-
TR612 Isparta	Toplam	23 265	11 869	11 396	6	8	2 326	2 310	2 748	2 552	2 809	2 612
	Şehir	19 118	9 762	9 356	1	6	1 853	1 886	2 277	2 080	2 282	2 120
	Köy	4 147	2 107	2 040	5	2	473	424	471	472	527	492
TR613 Burdur	Toplam	13 648	7 018	6 630	2	7	1 220	1 177	1 534	1 515	1 611	1 490
	Şehir	10 703	5 468	5 235	2	5	923	913	1 205	1 168	1 226	1 175
	Köy	2 945	1 550	1 395	-	2	297	264	329	347	385	315
TR621 Adana	Toplam	153 928	78 169	75 759	59	95	15 030	14 792	17 387	16 565	17 990	16 941
	Şehir	153 928	78 169	75 759	59	95	15 030	14 792	17 387	16 565	17 990	16 941
	Köy	-	-	-	-	-	-	-	-	-	-	-
TR622 Mersin	Toplam	117 700	59 786	57 914	40	59	12 034	11 777	13 328	12 905	13 775	12 828
	Şehir	117 700	59 786	57 914	40	59	12 034	11 777	13 328	12 905	13 775	12 828
	Köy	-	-	-	-	-	-	-	-	-	-	-
TR631 Hatay	Toplam	117 354	59 018	58 336	27	42	12 768	12 749	13 917	13 423	13 527	13 186
	Şehir	117 354	59 018	58 336	27	42	12 768	12 749	13 917	13 423	13 527	13 186
	Köy	-	-	-	-	-	-	-	-	-	-	-
TR632 Kahramanmaraş	Toplam	89 792	45 742	44 050	27	54	8 888	8 970	10 317	9 924	10 550	10 068
	Şehir	89 792	45 742	44 050	27	54	8 888	8 970	10 317	9 924	10 550	10 068
	Köy	-	-	-	-	-	-	-	-	-	-	-
TR633 Osmaniye	Toplam	39 105	19 952	19 153	7	9	3 315	3 303	4 358	4 197	4 573	4 408
	Şehir	33 076	16 852	16 224	7	8	2 765	2 738	3 642	3 522	3 863	3 727
	Köy	6 029	3 100	2 929	-	1	550	565	716	675	710	681
TR711 Kırkkale	Toplam	16 604	8 298	8 306	6	10	1 645	1 692	1 858	1 769	1 971	1 894
	Şehir	15 470	7 716	7 754	4	8	1 505	1 572	1 714	1 646	1 840	1 749
	Köy	1 134	582	552	2	2	140	120	144	123	131	145
TR712 Aksaray	Toplam	26 939	13 703	13 236	15	13	2 944	2 733	3 039	2 926	3 206	3 073
	Şehir	18 484	9 438	9 046	6	7	2 012	1 847	2 085	1 923	2 194	2 064
	Köy	8 455	4 265	4 190	9	6	932	886	954	1 003	1 012	1 009
TR713 Niğde	Toplam	24 603	12 538	12 065	6	7	2 615	2 543	2 889	2 822	2 989	2 826
	Şehir	14 827	7 559	7 268	4	3	1 567	1 478	1 716	1 701	1 845	1 696
	Köy	9 776	4 979	4 797	2	4	1 048	1 065	1 173	1 121	1 144	1 130
TR714 Nevşehir	Toplam	18 120	9 221	8 899	4	11	1 986	1 917	2 132	2 036	2 258	2 085
	Şehir	12 331	6 244	6 087	3	8	1 306	1 285	1 480	1 390	1 552	1 414
	Köy	5 789	2 977	2 812	1	3	680	632	652	646	706	671
TR715 Kırşehir	Toplam	13 038	6 631	6 407	6	6	1 326	1 346	1 411	1 383	1 610	1 508
	Şehir	11 340	5 811	5 529	5	4	1 156	1 175	1 236	1 203	1 397	1 289
	Köy	1 698	820	878	1	2	170	171	175	180	213	219
TR721 Kayseri	Toplam	94 772	47 705	47 067	29	40	9 952	9 900	10 694	10 039	10 902	10 246
	Şehir	94 772	47 705	47 067	29	40	9 952	9 900	10 694	10 039	10 902	10 246
	Köy	-	-	-	-	-	-	-	-	-	-	-
TR722 Sivas	Toplam	40 552	20 290	20 262	13	20	4 226	4 200	4 734	4 445	4 903	4 729
	Şehir	33 072	16 553	16 519	9	12	3 430	3 366	3 864	3 589	3 970	3 791
	Köy	7 480	3 737	3 743	4	8	796	834	870	856	933	938
TR723 Yozgat	Toplam	27 137	13 762	13 375	11	16	2 946	2 835	3 060	2 925	3 170	3 149
	Şehir	19 319	9 828	9 491	9	11	2 113	1 999	2 168	2 028	2 282	2 191
	Köy	7 818	3 934	3 884	2	5	833	836	892	897	888	958

Not. Açıköğretim öğrenci sayıları 2014 yılı içerisinde 3 dönem sonu itibarıyla yeni kayıt yaptıran ve kayıt yenileyen aktif öğrencileri kapsar.

2.7.b Number of students in lower secondary schools by year of birth and settlement place according to Statistical Regions Level 3 (continued)  
[Beginning of the educational year 2014/15]

Year of birth											SR- Level 3
2001		2000		1999		1998		Açık Öğretim Ortaokulu (14 yaş ve üzeri) Open Lower Secondary School (At least 14)		Total	
Erkek Male	Kadın Female	Erkek Male	Kadın Female	Erkek Male	Kadın Female	Erkek Male	Kadın Female	Erkek Male	Kadın Female		Total
1 908	1 847	289	178	28	22	10	9	306	736	<b>Total</b>	Bolu TR424
1 672	1 605	247	155	27	17	8	7	306	736	City	
236	242	42	23	1	5	2	2	-	-	Village	
1 651	1 503	236	201	33	21	20	7	262	1 066	<b>Total</b>	Yalova TR425
1 322	1 212	197	169	26	18	18	7	262	1 066	City	
329	291	39	32	7	3	2	-	-	-	Village	
38 662	35 938	5 863	4 290	591	471	278	203	5 243	12 122	<b>Total</b>	Ankara TR510
38 662	35 938	5 863	4 290	591	471	278	203	5 243	12 122	City	
-	-	-	-	-	-	-	-	-	-	Village	
18 178	16 972	3 430	2 416	314	262	117	113	2 567	4 539	<b>Total</b>	Konya TR521
18 178	16 972	3 430	2 416	314	262	117	113	2 567	4 539	City	
-	-	-	-	-	-	-	-	-	-	Village	
2 018	1 880	360	252	20	11	2	9	228	397	<b>Total</b>	Karaman TR522
1 619	1 540	313	223	15	9	2	9	228	397	City	
399	340	47	29	5	2	-	-	-	-	Village	
16 876	15 642	3 730	2 836	414	236	136	98	3 601	6 440	<b>Total</b>	Antalya TR611
16 876	15 642	3 730	2 836	414	236	136	98	3 601	6 440	City	
-	-	-	-	-	-	-	-	-	-	Village	
2 938	2 619	568	436	48	33	12	7	414	819	<b>Total</b>	Isparta TR612
2 404	2 055	484	357	38	26	9	7	414	819	City	
534	564	84	79	10	7	3	-	-	-	Village	
1 852	1 678	557	375	29	17	10	7	203	364	<b>Total</b>	Burdur TR613
1 426	1 275	450	313	23	16	10	6	203	364	City	
426	403	107	62	6	1	-	1	-	-	Village	
19 090	18 038	5 091	3 985	883	832	294	335	2 345	4 176	<b>Total</b>	Adana TR621
19 090	18 038	5 091	3 985	883	832	294	335	2 345	4 176	City	
-	-	-	-	-	-	-	-	-	-	Village	
14 776	13 410	3 376	2 736	566	448	204	179	1 687	3 572	<b>Total</b>	Mersin TR622
14 776	13 410	3 376	2 736	566	448	204	179	1 687	3 572	City	
-	-	-	-	-	-	-	-	-	-	Village	
14 331	13 286	2 290	1 653	404	290	138	163	1 616	3 544	<b>Total</b>	Hatay TR631
14 331	13 286	2 290	1 653	404	290	138	163	1 616	3 544	City	
-	-	-	-	-	-	-	-	-	-	Village	
10 800	9 843	3 271	2 436	477	381	143	138	1 269	2 236	<b>Total</b>	Kahramanmaraş TR632
10 800	9 843	3 271	2 436	477	381	143	138	1 269	2 236	City	
-	-	-	-	-	-	-	-	-	-	Village	
4 815	4 518	2 020	1 531	232	196	103	70	529	921	<b>Total</b>	Osmaniye TR633
4 037	3 766	1 727	1 313	189	165	93	64	529	921	City	
778	752	293	218	43	31	10	6	-	-	Village	
2 208	2 026	403	319	52	30	18	15	137	551	<b>Total</b>	Kırıkkale TR711
2 077	1 891	374	294	47	29	18	14	137	551	City	
131	135	29	25	5	1	-	1	-	-	Village	
3 346	3 168	612	449	74	53	23	19	444	802	<b>Total</b>	Aksaray TR712
2 241	2 065	396	290	44	38	16	10	444	802	City	
1 105	1 103	216	159	30	15	7	9	-	-	Village	
2 949	2 792	628	489	91	75	21	29	350	482	<b>Total</b>	Niğde TR713
1 741	1 637	298	233	30	27	8	11	350	482	City	
1 208	1 155	330	256	61	48	13	18	-	-	Village	
2 212	2 120	381	301	41	32	4	6	203	391	<b>Total</b>	Nevşehir TR714
1 413	1 371	256	207	27	17	4	4	203	391	City	
799	749	125	94	14	15	-	2	-	-	Village	
1 711	1 600	320	253	35	19	19	10	193	282	<b>Total</b>	Kırşehir TR715
1 489	1 337	285	216	31	15	19	8	193	282	City	
222	263	35	37	4	4	-	2	-	-	Village	
11 511	10 831	2 219	1 664	205	164	62	51	2 131	4 132	<b>Total</b>	Kayseri TR721
11 511	10 831	2 219	1 664	205	164	62	51	2 131	4 132	City	
-	-	-	-	-	-	-	-	-	-	Village	
4 974	4 870	888	664	76	85	18	24	458	1 225	<b>Total</b>	Sivas TR722
4 049	3 950	703	518	56	52	14	16	458	1 225	City	
925	920	185	146	20	33	4	8	-	-	Village	
3 377	3 213	689	497	61	70	25	14	423	656	<b>Total</b>	Yozgat TR723
2 335	2 238	444	323	37	40	17	5	423	656	City	
1 042	975	245	174	24	30	8	9	-	-	Village	

Note. The number of open education students include the active students who are new entrants or who have renewed registration as of the end of 3 semesters in 2014.

2.7.b İstatistikî Bölge Birimleri Sınıflaması 3. düzey, yerleşim yeri ve doğum yıllarına göre ortaokullarda öğrenci sayısı (devam)  
[2014/15 Öğretim yılı başı]

İBBS 3. Düzey		Doğum yılları										
		Toplam - Total			2005		2004		2003		2002	
		Toplam Total	Erkek Male	Kadın Female	Erkek Male	Kadın Female	Erkek Male	Kadın Female	Erkek Male	Kadın Female	Erkek Male	Kadın Female
TR811 Zonguldak	Toplam	34 544	17 427	17 117	9	8	3 737	3 494	4 000	3 698	4 082	3 988
	Şehir	24 422	12 307	12 115	7	5	2 646	2 458	2 879	2 555	2 818	2 753
	Köy	10 122	5 120	5 002	2	3	1 091	1 036	1 121	1 143	1 264	1 235
TR812 Karabük	Toplam	12 423	6 400	6 023	-	8	1 272	1 191	1 321	1 247	1 455	1 336
	Şehir	11 603	5 980	5 623	-	8	1 194	1 128	1 233	1 168	1 348	1 223
	Köy	820	420	400	-	-	78	63	88	79	107	113
TR813 Bartın	Toplam	10 395	5 188	5 207	4	1	1 187	1 028	1 161	1 075	1 272	1 230
	Şehir	5 790	2 881	2 909	2	1	690	563	637	585	698	627
	Köy	4 605	2 307	2 298	2	-	497	465	524	490	574	603
TR821 Kastamonu	Toplam	19 742	9 642	10 100	7	7	2 048	2 017	2 138	2 147	2 303	2 186
	Şehir	16 095	7 831	8 264	6	3	1 638	1 615	1 739	1 718	1 872	1 748
	Köy	3 647	1 811	1 836	1	4	410	402	399	429	431	438
TR822 Çankırı	Toplam	9 114	4 570	4 544	1	2	894	950	987	1 017	1 101	1 020
	Şehir	8 605	4 323	4 282	1	2	842	889	940	952	1 047	952
	Köy	509	247	262	-	-	52	61	47	65	54	68
TR823 Sinop	Toplam	11 369	5 696	5 673	1	1	1 233	1 100	1 210	1 177	1 296	1 281
	Şehir	9 351	4 702	4 649	1	1	1 016	875	992	953	1 067	1 022
	Köy	2 018	994	1 024	-	-	217	225	218	224	229	259
TR831 Samsun	Toplam	82 383	41 378	41 005	18	31	8 773	8 474	9 469	8 765	9 735	9 500
	Şehir	82 383	41 378	41 005	18	31	8 773	8 474	9 469	8 765	9 735	9 500
	Köy	-	-	-	-	-	-	-	-	-	-	-
TR832 Tokat	Toplam	38 195	19 278	18 917	13	20	3 688	3 741	4 246	4 040	4 505	4 159
	Şehir	29 484	14 919	14 565	9	11	2 835	2 850	3 269	3 052	3 456	3 121
	Köy	8 711	4 359	4 352	4	9	853	891	977	988	1 049	1 038
TR833 Çorum	Toplam	33 328	16 323	17 005	6	10	3 047	3 015	3 605	3 519	3 831	3 716
	Şehir	28 309	13 816	14 493	6	7	2 536	2 516	3 041	2 959	3 231	3 093
	Köy	5 019	2 507	2 512	-	3	511	499	564	560	600	623
TR834 Amasya	Toplam	19 294	9 589	9 705	3	4	2 046	1 887	2 152	2 154	2 275	2 177
	Şehir	16 092	7 978	8 114	3	3	1 717	1 585	1 794	1 764	1 873	1 765
	Köy	3 202	1 611	1 591	-	1	329	302	358	390	402	412
TR901 Trabzon	Toplam	45 514	22 550	22 964	17	23	4 798	4 806	5 185	5 056	5 419	5 271
	Şehir	45 514	22 550	22 964	17	23	4 798	4 806	5 185	5 056	5 419	5 271
	Köy	-	-	-	-	-	-	-	-	-	-	-
TR902 Ordu	Toplam	43 278	21 775	21 503	19	20	4 608	4 486	5 014	4 813	5 330	5 185
	Şehir	43 278	21 775	21 503	19	20	4 608	4 486	5 014	4 813	5 330	5 185
	Köy	-	-	-	-	-	-	-	-	-	-	-
TR903 Giresun	Toplam	23 437	11 849	11 588	7	9	2 514	2 427	2 713	2 625	2 919	2 695
	Şehir	18 617	9 375	9 242	7	6	2 025	1 971	2 178	2 072	2 274	2 090
	Köy	4 820	2 474	2 346	-	3	489	456	535	553	645	605
TR904 Rize	Toplam	20 108	9 934	10 174	1	6	2 118	1 960	2 200	2 161	2 389	2 231
	Şehir	16 915	8 235	8 680	1	4	1 779	1 665	1 814	1 809	1 965	1 853
	Köy	3 193	1 699	1 494	-	2	339	295	386	352	424	378
TR905 Artvin	Toplam	8 837	4 409	4 428	3	5	938	909	1 041	976	1 059	1 025
	Şehir	6 709	3 324	3 385	3	2	734	703	792	738	785	765
	Köy	2 128	1 085	1 043	-	3	204	206	249	238	274	260
TR906 Gümüşhane	Toplam	6 681	3 459	3 222	4	4	717	689	810	720	834	751
	Şehir	5 234	2 713	2 521	4	4	562	522	618	551	649	580
	Köy	1 447	746	701	-	-	155	167	192	169	185	171
TRA11 Erzurum	Toplam	63 211	31 466	31 745	43	74	6 457	6 478	7 139	6 886	7 333	7 224
	Şehir	63 211	31 466	31 745	43	74	6 457	6 478	7 139	6 886	7 333	7 224
	Köy	-	-	-	-	-	-	-	-	-	-	-
TRA12 Erzincan	Toplam	13 036	6 470	6 566	4	7	1 340	1 266	1 441	1 432	1 632	1 507
	Şehir	9 622	4 739	4 883	4	6	979	892	1 026	1 023	1 191	1 074
	Köy	3 414	1 731	1 683	-	1	361	374	415	409	441	433
TRA13 Bayburt	Toplam	4 887	2 495	2 392	1	2	545	537	524	490	639	567
	Şehir	3 856	1 951	1 905	1	1	518	520	376	369	464	398
	Köy	1 031	544	487	-	1	27	17	148	121	175	169

Not. Açıköğretim öğrenci sayıları 2014 yılı içerisinde 3 dönem sonu itibarıyla yeni kayıt yaptıran ve kayıt yenileyen aktif öğrencileri kapsar.



2.7.b Number of students in lower secondary schools by year of birth and settlement place according to Statistical Regions Level 3 (continued)  
[Beginning of the educational year 2014/15]

Year of birth											SR- Level 3
2001		2000		1999		1998		Açık Öğretim Ortaokulu (14 yaş ve üzeri) Open Lower Secondary School (At least 14)		Total	
Erkek Male	Kadın Female	Erkek Male	Kadın Female	Erkek Male	Kadın Female	Erkek Male	Kadın Female	Erkek Male	Kadın Female		
4 605	4 325	427	335	55	39	18	19	494	1 211	Total	Zonguldak TR811
3 109	2 858	301	236	40	28	13	11	494	1 211	City	
1 496	1 467	126	99	15	11	5	8	-	-	Village	
1 564	1 468	233	137	19	19	8	5	528	612	Total	Karabük TR812
1 458	1 349	197	119	14	15	8	1	528	612	City	
106	119	36	18	5	4	-	4	-	-	Village	
1 303	1 367	134	111	14	10	1	2	112	383	Total	Bartın TR813
674	679	63	66	4	4	1	1	112	383	City	
629	688	71	45	10	6	-	1	-	-	Village	
2 364	2 181	372	292	50	31	12	13	348	1 226	Total	Kastamonu TR821
1 904	1 703	279	218	37	24	8	9	348	1 226	City	
460	478	93	74	13	7	4	4	-	-	Village	
1 125	1 053	268	189	24	15	11	5	159	293	Total	Çankırı TR822
1 054	996	249	179	21	14	10	5	159	293	City	
71	57	19	10	3	1	1	-	-	-	Village	
1 383	1 289	260	211	58	52	17	28	238	534	Total	Sinop TR823
1 124	1 041	204	156	45	43	15	24	238	534	City	
259	248	56	55	13	9	2	4	-	-	Village	
10 404	9 759	1 428	1 009	137	117	42	55	1 372	3 295	Total	Samsun TR831
10 404	9 759	1 428	1 009	137	117	42	55	1 372	3 295	City	
-	-	-	-	-	-	-	-	-	-	Village	
4 919	4 501	1 092	930	114	101	31	37	670	1 388	Total	Tokat TR832
3 753	3 376	833	682	73	56	21	29	670	1 388	City	
1 166	1 125	259	248	41	45	10	8	-	-	Village	
4 064	3 932	1 094	959	99	70	21	13	556	1 771	Total	Çorum TR833
3 412	3 255	941	823	79	58	14	11	556	1 771	City	
652	677	153	136	20	12	7	2	-	-	Village	
2 439	2 407	379	294	40	28	16	13	239	741	Total	Amasya TR834
1 976	1 971	329	249	32	24	15	12	239	741	City	
463	436	50	45	8	4	1	1	-	-	Village	
5 780	5 362	681	462	76	51	24	16	570	1 917	Total	Trabzon TR901
5 780	5 362	681	462	76	51	24	16	570	1 917	City	
-	-	-	-	-	-	-	-	-	-	Village	
5 577	5 308	666	516	79	67	31	14	451	1 094	Total	Ordu TR902
5 577	5 308	666	516	79	67	31	14	451	1 094	City	
-	-	-	-	-	-	-	-	-	-	Village	
2 976	2 833	369	271	36	21	11	9	304	698	Total	Giresun TR903
2 270	2 205	279	180	30	15	8	5	304	698	City	
706	628	90	91	6	6	3	4	-	-	Village	
2 568	2 335	287	192	36	15	11	8	324	1 266	Total	Rize TR904
2 099	1 898	211	169	32	12	10	4	324	1 266	City	
469	437	76	23	4	3	1	4	-	-	Village	
1 103	1 059	147	112	17	17	9	3	92	322	Total	Artvin TR905
804	768	96	76	11	9	7	2	92	322	City	
299	291	51	36	6	8	2	1	-	-	Village	
892	776	100	87	10	5	3	-	89	190	Total	Gümüşhane TR906
700	603	79	68	9	3	3	-	89	190	City	
192	173	21	19	1	2	-	-	-	-	Village	
7 009	6 585	2 006	1 707	393	537	209	363	877	1 891	Total	Erzurum TRA11
7 009	6 585	2 006	1 707	393	537	209	363	877	1 891	City	
-	-	-	-	-	-	-	-	-	-	Village	
1 547	1 521	291	208	39	31	11	12	165	582	Total	Erzincan TRA12
1 129	1 121	214	160	26	19	5	6	165	582	City	
418	400	77	48	13	12	6	6	-	-	Village	
627	519	65	59	6	6	1	5	87	207	Total	Bayburt TRA13
450	361	52	40	2	4	1	5	87	207	City	
177	158	13	19	4	2	-	-	-	-	Village	

Note. The number of open education students include the active students who are new entrants or who have renewed registration as of the end of 3 semesters in 2014.

2.7.b İstatistiki Bölge Birimleri Sınıflaması 3. düzey, yerleşim yeri ve doğum yıllarına göre ortaokullarda öğrenci sayısı (devam)  
[2014/15 Öğretim yılı başı]

İBBS 3. Düzey		Doğum yılları										
		Toplam - Total			2005		2004		2003		2002	
		Toplam Total	Erkek Male	Kadın Female	Erkek Male	Kadın Female	Erkek Male	Kadın Female	Erkek Male	Kadın Female	Erkek Male	Kadın Female
TRA21 Ağrı	Toplam	60 411	30 783	29 628	76	105	5 292	5 069	6 488	6 131	6 924	6 538
	Şehir	39 925	20 478	19 447	41	46	3 483	3 371	4 293	4 032	4 604	4 275
	Köy	20 486	10 305	10 181	35	59	1 809	1 698	2 195	2 099	2 320	2 263
TRA22 Kars	Toplam	23 985	12 332	11 653	33	56	2 572	2 507	2 757	2 718	2 903	2 532
	Şehir	12 610	6 485	6 125	10	26	1 348	1 320	1 429	1 375	1 559	1 344
	Köy	11 375	5 847	5 528	23	30	1 224	1 187	1 328	1 343	1 344	1 188
TRA23 Iğdır	Toplam	17 067	8 829	8 238	26	36	1 676	1 543	2 040	1 945	2 027	1 937
	Şehir	10 661	5 449	5 212	11	14	991	968	1 278	1 166	1 217	1 239
	Köy	6 406	3 380	3 026	15	22	685	575	762	779	810	698
TRA24 Ardahan	Toplam	6 929	3 602	3 327	10	22	767	766	846	788	829	765
	Şehir	3 796	1 949	1 847	4	10	390	426	458	416	438	401
	Köy	3 133	1 653	1 480	6	12	377	340	388	372	391	364
TRB11 Malatya	Toplam	54 117	27 497	26 620	31	51	5 798	5 591	6 299	5 709	6 347	6 133
	Şehir	54 117	27 497	26 620	31	51	5 798	5 591	6 299	5 709	6 347	6 133
	Köy	-	-	-	-	-	-	-	-	-	-	-
TRB12 Elazığ	Toplam	38 075	19 138	18 937	20	39	4 318	4 090	4 365	4 070	4 654	4 288
	Şehir	31 418	15 845	15 573	16	24	3 537	3 291	3 614	3 377	3 805	3 468
	Köy	6 657	3 293	3 364	4	15	781	799	751	693	849	820
TRB13 Bingöl	Toplam	21 337	10 764	10 573	31	59	2 353	2 308	2 183	2 215	2 382	2 131
	Şehir	14 451	7 248	7 203	19	38	1 480	1 455	1 470	1 490	1 614	1 468
	Köy	6 886	3 516	3 370	12	21	873	853	713	725	768	663
TRB14 Tunceli	Toplam	3 400	1 736	1 664	2	1	371	336	396	357	386	392
	Şehir	2 883	1 473	1 410	2	-	314	290	336	302	333	335
	Köy	517	263	254	-	1	57	46	60	55	53	57
TRB21 Van	Toplam	114 602	58 460	56 142	186	254	10 981	10 875	12 538	12 035	13 075	12 102
	Şehir	114 602	58 460	56 142	186	254	10 981	10 875	12 538	12 035	13 075	12 102
	Köy	-	-	-	-	-	-	-	-	-	-	-
TRB22 Muş	Toplam	44 839	23 045	21 794	74	96	3 959	3 848	5 039	4 629	5 132	4 871
	Şehir	21 384	10 306	11 078	14	30	1 820	1 866	2 199	2 307	2 249	2 407
	Köy	23 455	12 739	10 716	60	66	2 139	1 982	2 840	2 322	2 883	2 464
TRB23 Bitlis	Toplam	35 454	18 245	17 209	55	50	3 476	3 389	3 905	3 605	4 148	3 800
	Şehir	22 173	12 067	10 106	24	18	2 211	1 889	2 557	1 969	2 689	2 144
	Köy	13 281	6 178	7 103	31	32	1 265	1 500	1 348	1 636	1 459	1 656
TRB24 Hakkari	Toplam	25 370	12 701	12 669	69	92	2 562	2 544	3 127	2 929	2 907	2 694
	Şehir	15 006	7 439	7 567	22	39	1 361	1 369	1 715	1 582	1 688	1 612
	Köy	10 364	5 262	5 102	47	53	1 201	1 175	1 412	1 347	1 219	1 082
TRC11 Gaziantep	Toplam	162 468	82 366	80 102	51	77	17 118	17 256	18 808	17 763	18 467	17 497
	Şehir	162 468	82 366	80 102	51	77	17 118	17 256	18 808	17 763	18 467	17 497
	Köy	-	-	-	-	-	-	-	-	-	-	-
TRC12 Adıyaman	Toplam	49 201	25 011	24 190	34	63	5 028	4 959	5 792	5 462	5 765	5 627
	Şehir	33 171	16 869	16 302	17	25	3 373	3 300	3 867	3 604	3 838	3 710
	Köy	16 030	8 142	7 888	17	38	1 655	1 659	1 925	1 858	1 927	1 917
TRC13 Kilis	Toplam	10 110	5 073	5 037	4	5	1 116	1 061	1 166	1 089	1 132	1 222
	Şehir	8 199	4 142	4 057	3	2	908	848	935	859	928	977
	Köy	1 911	931	980	1	3	208	213	231	230	204	245
TRC21 Şanlıurfa	Toplam	196 414	100 696	95 718	168	300	18 857	18 070	21 479	20 152	22 239	20 242
	Şehir	196 414	100 696	95 718	168	300	18 857	18 070	21 479	20 152	22 239	20 242
	Köy	-	-	-	-	-	-	-	-	-	-	-
TRC22 Diyarbakır	Toplam	156 425	79 445	76 980	147	206	15 758	15 438	17 122	16 694	18 453	16 974
	Şehir	156 425	79 445	76 980	147	206	15 758	15 438	17 122	16 694	18 453	16 974
	Köy	-	-	-	-	-	-	-	-	-	-	-
TRC31 Mardin	Toplam	78 192	39 679	38 513	76	109	8 248	8 201	8 772	8 331	9 399	8 901
	Şehir	78 192	39 679	38 513	76	109	8 248	8 201	8 772	8 331	9 399	8 901
	Köy	-	-	-	-	-	-	-	-	-	-	-
TRC32 Batman	Toplam	58 142	29 696	28 446	52	56	5 767	5 553	6 625	6 376	6 865	6 589
	Şehir	47 285	24 012	23 273	39	40	4 621	4 442	5 313	5 156	5 504	5 403
	Köy	10 857	5 684	5 173	13	16	1 146	1 111	1 312	1 220	1 361	1 186
TRC33 Şırnak	Toplam	53 632	27 409	26 223	62	97	5 286	5 115	5 968	5 516	6 407	5 945
	Şehir	33 040	16 982	16 058	25	52	3 058	2 905	3 558	3 335	3 915	3 583
	Köy	20 592	10 427	10 165	37	45	2 228	2 210	2 410	2 181	2 492	2 362
TRC34 Siirt	Toplam	34 635	17 634	17 001	43	51	3 314	3 163	3 827	3 620	4 033	3 695
	Şehir	22 756	11 598	11 158	22	17	2 066	1 991	2 394	2 301	2 659	2 353
	Köy	11 879	6 036	5 843	21	34	1 248	1 172	1 433	1 319	1 374	1 342

Not. Açıköğretim öğrenci sayıları 2014 yılı içerisinde 3 dönem sonu itibarıyla yeni kayıt yaptıran ve kayıt yenileyen aktif öğrencileri kapsar.

2.7.b Number of students in lower secondary schools by year of birth and settlement place according to Statistical Regions Level 3 (continued)  
[Beginning of the educational year 2014/15]

Year of birth											SR- Level 3
2001		2000		1999		1998		Açık Öğretim Ortaokulu (14 yaş ve üzeri) Open Lower Secondary School (At least 14)		Total	
Erkek Male	Kadın Female	Erkek Male	Kadın Female	Erkek Male	Kadın Female	Erkek Male	Kadın Female	Erkek Male	Kadın Female		
6 336	5 984	3 137	2 940	1 016	1 157	491	698	1 023	1 006	Total	Ağrı TRA21
4 227	3 882	1 950	1 721	552	681	305	433	1 023	1 006	City	
2 109	2 102	1 187	1 219	464	476	186	265	-	-	Village	
2 731	2 517	767	659	211	197	86	151	272	316	Total	Kars TRA22
1 424	1 349	354	274	68	79	21	42	272	316	City	
1 307	1 168	413	385	143	118	65	109	-	-	Village	
1 909	1 718	692	579	208	168	60	54	191	258	Total	Iğdır TRA23
1 202	1 097	412	349	125	92	22	29	191	258	City	
707	621	280	230	83	76	38	25	-	-	Village	
859	712	180	121	43	22	9	12	59	119	Total	Ardahan TRA24
487	397	88	59	20	12	5	7	59	119	City	
372	315	92	62	23	10	4	5	-	-	Village	
6 614	6 117	1 320	1 039	193	143	53	55	842	1 782	Total	Malatya TRB11
6 614	6 117	1 320	1 039	193	143	53	55	842	1 782	City	
-	-	-	-	-	-	-	-	-	-	Village	
4 454	4 283	670	589	97	123	46	57	514	1 398	Total	Elazığ TRB12
3 727	3 456	531	433	67	84	34	42	514	1 398	City	
727	827	139	156	30	39	12	15	-	-	Village	
2 366	2 070	529	569	171	234	62	151	687	836	Total	Bingöl TRB13
1 561	1 423	293	332	106	117	18	44	687	836	City	
805	647	236	237	65	117	44	107	-	-	Village	
429	402	66	58	9	10	4	4	73	104	Total	Tunceli TRB14
353	323	50	44	8	8	4	4	73	104	City	
76	79	16	14	1	2	-	-	-	-	Village	
12 118	10 973	5 172	4 797	1 426	1 774	787	1 114	2 177	2 218	Total	Van TRB21
12 118	10 973	5 172	4 797	1 426	1 774	787	1 114	2 177	2 218	City	
-	-	-	-	-	-	-	-	-	-	Village	
4 557	4 552	2 316	2 087	785	705	425	314	758	692	Total	Muş TRB22
2 039	2 334	854	1 027	258	319	115	96	758	692	City	
2 518	2 218	1 462	1 060	527	386	310	218	-	-	Village	
3 809	3 424	1 327	1 171	344	351	143	151	1 038	1 268	Total	Bitlis TRB23
2 515	2 023	782	593	181	149	70	53	1 038	1 268	City	
1 294	1 401	545	578	163	202	73	98	-	-	Village	
2 452	2 329	849	879	222	276	131	271	382	655	Total	Hakkari TRB24
1 552	1 483	535	570	127	141	57	116	382	655	City	
900	846	314	309	95	135	74	155	-	-	Village	
19 367	17 870	4 565	3 844	929	874	389	535	2 672	4 386	Total	Gaziantep TRC11
19 367	17 870	4 565	3 844	929	874	389	535	2 672	4 386	City	
-	-	-	-	-	-	-	-	-	-	Village	
5 812	5 427	1 496	1 153	273	199	74	81	737	1 219	Total	Adıyaman TRC12
3 953	3 633	899	657	142	112	43	42	737	1 219	City	
1 859	1 794	597	496	131	87	31	39	-	-	Village	
1 188	1 164	308	213	44	58	14	40	101	185	Total	Kilis TRC13
989	954	236	164	30	44	12	24	101	185	City	
199	210	72	49	14	14	2	16	-	-	Village	
21 048	18 602	8 295	7 860	2 720	3 211	1 475	2 215	4 415	5 066	Total	Şanlıurfa TRC21
21 048	18 602	8 295	7 860	2 720	3 211	1 475	2 215	4 415	5 066	City	
-	-	-	-	-	-	-	-	-	-	Village	
17 458	16 201	5 627	5 142	1 289	1 298	503	564	3 088	4 463	Total	Diyarbakır TRC22
17 458	16 201	5 627	5 142	1 289	1 298	503	564	3 088	4 463	City	
-	-	-	-	-	-	-	-	-	-	Village	
8 615	8 027	2 308	2 228	531	683	230	368	1 500	1 665	Total	Mardin TRC31
8 615	8 027	2 308	2 228	531	683	230	368	1 500	1 665	City	
-	-	-	-	-	-	-	-	-	-	Village	
6 511	6 048	2 141	1 750	479	433	120	142	1 136	1 499	Total	Batman TRC32
5 272	4 918	1 680	1 382	356	329	91	104	1 136	1 499	City	
1 239	1 130	461	368	123	104	29	38	-	-	Village	
5 589	5 350	1 953	1 942	656	754	387	581	1 101	923	Total	Şırnak TRC33
3 476	3 347	1 186	1 170	424	421	239	322	1 101	923	City	
2 113	2 003	767	772	232	333	148	259	-	-	Village	
3 757	3 296	1 171	1 212	332	398	166	286	991	1 280	Total	Siirt TRC34
2 414	2 120	755	752	201	222	96	122	991	1 280	City	
1 343	1 176	416	460	131	176	70	164	-	-	Village	

Note. The number of open education students include the active students who are new entrants or who have renewed registration as of the end of 3 semesters in 2014.

2.8.a İstatistik Bölge Birimleri Sınıflaması 3. düzeye göre taşınmalı uygulaması yapılan ilkokul, ortaokul, okul ve öğrenci sayıları

Number of transporting and transported primary schools, lower secondary schools and students by Statistical Regions Level 3

[2014/15 Öğretim yılı başı - Beginning of the educational year 2014/15 ]

İBBS - 3. Düzey SR - Level 3	Taşınılan Merkez Okul Sayısı <sup>(1)</sup> Number of Transporting Central Schools <sup>(1)</sup>	Taşınan Okulsuz Yerleşim Birimi Sayısı <sup>(2)</sup> Number of Transported Settlement Places Without A School <sup>(2)</sup>	Taşınan Okul Sayısı <sup>(3)</sup> Number of Transported Schools <sup>(3)</sup>	Taşınan Toplam Öğrenci Sayısı Number of Total Transported Students			Taşınan İlkokul Öğrenci Sayısı Number of Total Transported Primary School Students			Taşınan Ortaokul Öğrenci Sayısı Number of Total Transported Lower Secondary School Students		
				Toplam Total	Erkek Male	Kadın Female	Toplam Total	Erkek Male	Kadın Female	Toplam Total	Erkek Male	Kadın Female
TR Türkiye TR Turkey	10 748	26 205	27 921	850 405	436 193	414 212	302 047	153 738	148 309	548 358	282 455	265 903
TR100 İstanbul	115	204	86	34 836	17 828	17 008	19 925	10 102	9 823	14 911	7 726	7 185
TR211 Tekirdağ	63	97	165	3 861	1 961	1 900	1 640	802	838	2 221	1 159	1 062
TR212 Edirne	82	9	409	3 916	1 979	1 937	1 481	747	734	2 435	1 232	1 203
TR213 Kırklareli	62	24	284	2 752	1 413	1 339	1 100	565	535	1 652	848	804
TR221 Balıkesir	223	465	902	14 251	7 302	6 949	5 484	2 831	2 653	8 767	4 471	4 296
TR222 Çanakkale	126	85	856	7 729	3 925	3 804	3 244	1 607	1 637	4 485	2 318	2 167
TR310 İzmir	251	489	614	18 347	9 345	9 002	6 560	3 341	3 219	11 787	6 004	5 783
TR321 Aydın	211	655	265	12 533	6 402	6 131	4 241	2 165	2 076	8 292	4 237	4 055
TR322 Denizli	219	230	441	8 757	4 508	4 249	3 236	1 644	1 592	5 521	2 864	2 657
TR323 Muğla	238	567	177	14 726	8 802	5 924	5 000	2 548	2 452	9 726	6 254	3 472
TR331 Manisa	192	567	517	16 989	8 626	8 363	5 538	2 839	2 699	11 451	5 787	5 664
TR332 Afyonkarahisar	155	165	381	6 127	3 199	2 928	1 802	898	904	4 325	2 301	2 024
TR333 Kütahya	149	153	729	8 400	4 308	4 092	3 013	1 550	1 463	5 387	2 758	2 629
TR334 Uşak	86	286	320	4 789	2 456	2 333	1 613	833	780	3 176	1 623	1 553
TR411 Bursa	217	281	620	11 183	5 706	5 477	4 060	2 040	2 020	7 123	3 666	3 457
TR412 Eskişehir	71	75	432	3 090	1 541	1 549	1 354	688	666	1 736	853	883
TR413 Bilecik	45	45	235	2 193	1 117	1 076	854	424	430	1 339	693	646
TR421 Kocaeli	142	416	72	7 630	3 871	3 759	3 423	1 746	1 677	4 207	2 125	2 082
TR422 Sakarya	202	626	346	13 017	6 610	6 407	5 137	2 581	2 556	7 880	4 029	3 851
TR423 Düzce	115	226	127	7 638	3 848	3 790	2 967	1 504	1 463	4 671	2 344	2 327
TR424 Bolu	69	373	277	6 578	3 373	3 205	3 205	1 691	1 514	3 373	1 682	1 691
TR425 Yalova	34	32	1	1 017	522	495	426	215	211	591	307	284
TR510 Ankara	217	399	893	9 871	5 164	4 707	3 910	1 965	1 945	5 961	3 199	2 762
TR521 Konya	305	486	716	15 414	7 802	7 612	4 270	2 131	2 139	11 144	5 671	5 473
TR522 Karaman	62	146	59	4 010	2 009	2 001	1 669	824	845	2 341	1 185	1 156
TR611 Antalya	261	471	690	19 703	10 002	9 701	8 597	4 387	4 210	11 106	5 615	5 491
TR612 Isparta	83	112	149	3 584	1 837	1 747	1 098	551	547	2 486	1 286	1 200
TR613 Burdur	87	112	214	3 954	1 980	1 974	1 517	746	771	2 437	1 234	1 203
TR621 Adana	207	538	397	15 519	7 906	7 613	5 610	2 788	2 822	9 909	5 118	4 791
TR622 Mersin	269	771	361	18 468	9 583	8 885	8 272	4 252	4 020	10 196	5 331	4 865
TR631 Hatay	197	216	177	10 923	5 482	5 441	4 005	1 992	2 013	6 918	3 490	3 428
TR632 Kahramanmaraş	237	608	388	16 273	8 481	7 792	5 545	2 916	2 629	10 728	5 565	5 163
TR633 Osmaniye	113	499	99	10 525	5 463	5 062	4 181	2 148	2 033	6 344	3 315	3 029
TR711 Kırkkale	38	51	168	1 557	818	739	583	323	260	974	495	479
TR712 Aksaray	109	187	95	4 854	2 507	2 347	1 240	612	628	3 614	1 895	1 719
TR713 Niğde	44	43	64	2 918	1 577	1 341	525	285	240	2 393	1 292	1 101
TR714 Nevşehir	51	16	152	2 417	1 229	1 188	514	276	238	1 903	953	950

(1)Taşınılan Merkez Okul : Çevredeki yerleşim birimlerinden öğrencilerin eğitim öğretim görmek amacıyla taşındıkları okul.

(1) Central transporting school: School to which students from nearby areas are transported in order to receive education

(2)Taşınan okulsuz yerleşim birimi sayısı : Okulu olmadığı için öğrencileri taşınan yerleşim birimi sayısı

(2) Number of transported settlement places without a school: Number of settlement places whose students are transported due to the lack of schools in the settlement place.

(3) Taşınan okul : Öğrencileri taşınan okul

(3) Transported school : School whose students are transported to other schools.

## 2.8 İstatistiki Bölge Birimleri Sınıflaması 3. düzeye göre taşınmalı uygulaması yapılan ilkokul, ortaokul, okul ve öğrenci sayıları (devam)

Number of transporting and transported primary schools, lower secondary schools and students by Statistical Regions Level 3 (continued)

[2014/'15 Öğretim yılı başı - Beginning of the educational year 2014/'15]

İBBS - 3. Düzey SR - Level 3	Taşınan Merkez Okul Sayısı <sup>(1)</sup> Number of Transporting Central Schools <sup>(1)</sup>	Taşınan Okulsuz Yerleşim Birimi Sayısı <sup>(2)</sup> Number of Transported Settlement Places Without A School <sup>(2)</sup>	Taşınan Okul Sayısı <sup>(3)</sup> Number of Transported Schools <sup>(3)</sup>	Taşınan Toplam Öğrenci Sayısı Number of Total Transported Students			Taşınan İlkokul Öğrenci Sayısı Number of Total Transported Primary School Students			Taşınan Ortaokul Öğrenci Sayısı Number of Total Transported Lower Secondary School Students		
				Toplam	Erkek	Kadın	Toplam	Erkek	Kadın	Toplam	Erkek	Kadın
				Total	Male	Female	Total	Male	Female	Total	Male	Female
TR715 Kırşehir	53	105	205	2 905	1 467	1 438	1 458	745	713	1 447	722	725
TR721 Kayseri	92	80	355	3 609	1 855	1 754	1 226	634	592	2 383	1 221	1 162
TR722 Sivas	124	233	424	6 949	3 520	3 429	2 325	1 202	1 123	4 624	2 318	2 306
TR723 Yozgat	145	102	552	7 738	4 026	3 712	2 617	1 310	1 307	5 121	2 716	2 405
TR811 Zonguldak	142	495	442	14 835	7 459	7 376	5 677	2 816	2 861	9 158	4 643	4 515
TR812 Karabük	47	211	345	2 156	1 114	1 042	969	515	454	1 187	599	588
TR813 Bartın	75	567	3	8 095	4 130	3 965	3 598	1 841	1 757	4 497	2 289	2 208
TR821 Kastamonu	90	579	735	9 640	4 831	4 809	4 774	2 408	2 366	4 866	2 423	2 443
TR822 Çankırı	47	135	123	2 205	1 110	1 095	1 151	572	579	1 054	538	516
TR823 Sinop	48	275	167	4 809	2 485	2 324	2 247	1 158	1 089	2 562	1 327	1 235
TR831 Samsun	330	1 100	1 351	27 886	14 232	13 654	9 472	4 811	4 661	18 414	9 421	8 993
TR832 Tokat	152	186	419	7 990	4 079	3 911	2 324	1 219	1 105	5 666	2 860	2 806
TR833 Çorum	124	97	1 011	6 898	3 479	3 419	2 368	1 200	1 168	4 530	2 279	2 251
TR834 Amasya	99	107	542	6 599	3 355	3 244	2 393	1 230	1 163	4 206	2 125	2 081
TR901 Trabzon	325	1 110	411	20 154	10 162	9 992	9 136	4 661	4 475	11 018	5 501	5 517
TR902 Ordu	284	1 339	790	24 601	12 615	11 986	10 302	5 283	5 019	14 299	7 332	6 967
TR903 Giresun	162	995	529	14 062	7 229	6 833	6 199	3 181	3 018	7 863	4 048	3 815
TR904 Rize	138	292	570	8 971	4 627	4 344	4 020	2 036	1 984	4 951	2 591	2 360
TR905 Artvin	71	177	83	3 826	1 896	1 930	1 872	943	929	1 954	953	1 001
TR906 Gümüşhane	50	55	205	2 018	1 066	952	824	436	388	1 194	630	564
TRA11 Erzurum	159	306	419	9 077	4 588	4 489	2 191	1 148	1 043	6 886	3 440	3 446
TRA12 Erzincan	58	151	236	3 166	1 631	1 535	1 263	659	604	1 903	972	931
TRA13 Bayburt	29	15	132	1 604	815	789	482	245	237	1 122	570	552
TRA21 Ağrı	69	142	151	10 850	5 719	5 131	1 377	722	655	9 473	4 997	4 476
TRA22 Kars	99	22	132	3 621	1 901	1 720	522	283	239	3 099	1 618	1 481
TRA23 Iğdır	49	39	82	2 181	1 127	1 054	514	270	244	1 667	857	810
TRA24 Ardahan	63	30	272	3 716	1 886	1 830	1 694	846	848	2 022	1 040	982
TRB11 Malatya	166	519	382	12 459	6 267	6 192	5 107	2 469	2 638	7 352	3 798	3 554
TRB12 Elazığ	109	423	111	8 182	4 189	3 993	3 115	1 559	1 556	5 067	2 630	2 437
TRB13 Bingöl	53	130	171	5 321	2 745	2 576	1 252	648	604	4 069	2 097	1 972
TRB14 Tunceli	21	96	18	1 451	730	721	755	383	372	696	347	349
TRB21 Van	286	528	426	49 291	25 087	24 204	12 804	6 511	6 293	36 487	18 576	17 911
TRB22 Muş	19	21	74	3 111	1 612	1 499	243	121	122	2 868	1 491	1 377
TRB23 Bitlis	45	83	16	2 491	1 172	1 319	753	377	376	1 738	795	943
TRB24 Hakkari	48	158	176	11 944	6 123	5 821	4 361	2 252	2 109	7 583	3 871	3 712
TRC11 Gaziantep	132	246	522	10 413	5 284	5 129	2 434	1 235	1 199	7 979	4 049	3 930
TRC12 Adıyaman	126	326	466	14 121	7 256	6 865	3 510	1 799	1 711	10 611	5 457	5 154
TRC13 Kilis	29	70	58	2 659	1 343	1 316	687	357	330	1 972	986	986
TRC21 Şanlıurfa	472	1 850	735	72 389	37 800	34 589	24 428	12 437	11 991	47 961	25 363	22 598
TRC22 Diyarbakır	296	920	659	45 024	22 832	22 192	12 615	6 418	6 197	32 409	16 414	15 995
TRC31 Mardin	168	511	319	16 690	8 404	8 286	3 389	1 756	1 633	13 301	6 648	6 653
TRC32 Batman	128	259	113	8 447	4 393	4 054	2 350	1 200	1 150	6 097	3 193	2 904
TRC33 Şırnak	91	83	9	3 343	1 715	1 628	1 044	536	508	2 299	1 179	1 120
TRC34 Siirt	88	312	102	12 559	6 355	6 204	3 366	1 749	1 617	9 193	4 606	4 587

2.8.b İstatistiki Bölge Birimleri Sınıflaması 3. düzeye göre öğrenci taşıma uygulaması kapsamında taşınan özel eğitim öğrenci / kursiyer sayıları

The number of special education students / trainees transported within the framework of student transportation implementation according to Statistical Regions 3. Level

[2014/15 Öğretim yılı başı - Beginning of the educational year 2014/15 ]

İBBS - 3. Düzey SR - Level 3	Taşınan Merkez Okul Sayısı <sup>(1)</sup> Number of Transporting Central Schools <sup>(1)</sup>	Taşınan Özel Eğitim Öğrenci Sayısı (Örgün Eğitim) The Number of Transported Special Education Students (Formal Education)			Taşınan Özel Eğitim Kursiyer Sayısı (Yaygın Eğitim) The Number of Transported Special Education Trainees (Non-Formal Education)		
		Toplam Total	Erkek Male	Kadın Female	Toplam Total	Erkek Male	Kadın Female
TR Türkiye TR Turkey	3 703	63 625	38 621	25 004	849	529	320
TR100 İstanbul	1 011	14 006	8 577	5 429	6	4	2
TR211 Tekirdağ	48	887	548	339	-	-	-
TR212 Edirne	7	372	279	93	-	-	-
TR213 Kırklareli	12	222	147	75	17	11	6
TR221 Balıkesir	56	775	457	318	44	32	12
TR222 Çanakkale	24	208	125	83	12	6	6
TR310 İzmir	179	2 916	1 809	1 107	217	139	78
TR321 Aydın	22	612	371	241	26	15	11
TR322 Denizli	33	923	599	324	58	38	20
TR323 Muğla	35	525	323	202	-	-	-
TR331 Manisa	42	1 065	616	449	22	-	22
TR332 Afyonkarahisar	12	256	155	101	18	10	8
TR333 Kütahya	16	361	232	129	-	-	-
TR334 Uşak	12	195	117	78	7	5	2
TR411 Bursa	163	3 833	2 309	1 524	97	68	29
TR412 Eskişehir	35	598	366	232	6	4	2
TR413 Bilecik	12	154	113	41	-	-	-
TR421 Kocaeli	63	1 475	911	564	-	-	-
TR422 Sakarya	20	971	572	399	-	-	-
TR423 Düzce	27	473	315	158	24	12	12
TR424 Bolu	24	238	144	94	9	7	2
TR425 Yalova	21	304	207	97	-	-	-
TR510 Ankara	264	5 580	3 224	2 356	66	33	33
TR521 Konya	124	2 906	1 681	1 225	41	22	19
TR522 Karaman	20	183	116	67	27	19	8
TR611 Antalya	150	2 058	1 264	794	-	-	-
TR612 Isparta	13	413	205	208	23	10	13
TR613 Burdur	15	150	98	52	-	-	-
TR621 Adana	51	892	561	331	-	-	-
TR622 Mersin	105	1 947	1 202	745	7	6	1
TR631 Hatay	35	538	307	231	-	-	-
TR632 Kahramanmaraş	50	685	393	292	-	-	-
TR633 Osmaniye	22	413	260	153	-	-	-
TR711 Kırıkkale	25	377	217	160	-	-	-
TR712 Aksaray	10	253	154	99	-	-	-
TR713 Niğde	11	277	179	98	-	-	-
TR714 Nevşehir	34	307	173	134	-	-	-
TR715 Kırşehir	7	127	78	49	14	11	3
TR721 Kayseri	67	1 255	738	517	40	29	11

## 2.8 İstatistiki Bölge Birimleri Sınıflaması 3. düzeye göre öğrenci taşıma uygulaması kapsamında taşınan özel eğitim öğrenci / kursiyer sayıları

The number of special education students / trainees transported within the framework of student transportation implementation according to Statistical Regions 3. Level  
(continued)

[2014/15 Öğretim yılı başı - Beginning of the educational year 2014/15]

İBBS - 3. Düzey SR - Level 3	Taşınan Merkez Okul Sayısı <sup>(1)</sup> Number of Transporting Central Schools <sup>(1)</sup>	Taşınan Özel Eğitim Öğrenci Sayısı (Örgün Eğitim) The Number of Transported Special Education Students (Formal Education)			Taşınan Özel Eğitim Kursiyer Sayısı (Yaygın Eğitim) The Number of Transported Special Education Trainees (Non-Formal Education)		
		Toplam Total	Erkek Male	Kadın Female	Toplam Total	Erkek Male	Kadın Female
		TR722 Sivas	31	538	318	220	13
TR723 Yozgat	8	133	82	51	-	-	-
TR811 Zonguldak	55	643	424	219	-	-	-
TR812 Karabük	13	216	139	77	13	9	4
TR813 Bartın	9	144	103	41	-	-	-
TR821 Kastamonu	11	231	115	116	10	5	5
TR822 Çankırı	11	110	85	25	5	5	-
TR823 Sinop	6	171	109	62	-	-	-
TR831 Samsun	47	1 006	635	371	-	-	-
TR832 Tokat	18	459	275	184	-	-	-
TR833 Çorum	41	671	380	291	-	-	-
TR834 Amasya	19	344	189	155	-	-	-
TR901 Trabzon	58	1 166	707	459	-	-	-
TR902 Ordu	49	676	409	267	-	-	-
TR903 Giresun	14	209	130	79	-	-	-
TR904 Rize	40	427	285	142	-	-	-
TR905 Artvin	14	113	64	49	-	-	-
TR906 Gümüşhane	9	71	34	37	-	-	-
TRA11 Erzurum	22	241	157	84	-	-	-
TRA12 Erzincan	5	178	107	71	-	-	-
TRA13 Bayburt	4	72	46	26	-	-	-
TRA21 Ağrı	6	66	22	44	-	-	-
TRA22 Kars	1	30	17	13	-	-	-
TRA23 Iğdır	2	45	23	22	-	-	-
TRA24 Ardahan	1	19	12	7	-	-	-
TRB11 Malatya	17	506	333	173	27	21	6
TRB12 Elazığ	24	362	220	142	-	-	-
TRB13 Bingöl	15	210	112	98	-	-	-
TRB14 Tunceli	5	35	24	11	-	-	-
TRB21 Van	33	464	278	186	-	-	-
TRB22 Muş	6	127	84	43	-	-	-
TRB23 Bitlis	6	97	64	33	-	-	-
TRB24 Hakkari	10	124	81	43	-	-	-
TRC11 Gaziantep	44	1 114	707	407	-	-	-
TRC12 Adıyaman	31	514	294	220	-	-	-
TRC13 Kilis	3	115	56	59	-	-	-
TRC21 Şanlıurfa	61	869	540	329	-	-	-
TRC22 Diyarbakır	38	802	448	354	-	-	-
TRC31 Mardin	25	225	140	85	-	-	-
TRC32 Batman	12	191	122	69	-	-	-
TRC33 Şırnak	1	7	6	1	-	-	-
TRC34 Siirt	1	154	103	51	-	-	-

(1)Taşınan Merkez Okul : Çevredeki yerleşim birimlerinden öğrencilerin eğitim öğretim görmek amacıyla taşındıkları okul.

(1) Central transporting school: School to which students from nearby areas are transported in order to receive education

## 2.9 Ortaöğretim kurumlarının genel müdürlüklere göre okul, öğrenci, öğretmen ve derslik sayısı

Number of schools, students, teachers and classrooms in secondary education institutions by general directorate

[2014/15 Öğretim yılı - The educational year 2014/15]

Eğitim kademesi (Level of education)	Okul/ Kurum School/ Institution	Öğrenci Sayısı Number of Students			Öğretmen Sayısı Number of Teachers			Derslik Classroom	
		Toplam Total	Erkek Male	Kadın Female	Toplam Total	Erkek Male	Kadın Female		
<b>Ortaöğretim (Genel+Mesleki Ortaöğretim)</b> Secondary Education (General + Vocational and technical secondary education)		<b>9 061</b>	<b>5 691 071</b>	<b>2 988 928</b>	<b>2 702 143</b>	<b>298 378</b>	<b>159 925</b>	<b>138 453</b>	<b>151 661</b>
<b>Ortaöğretim (Resmi)</b> Secondary education (Public )		<b>7 457</b>	<b>3 980 466</b>	<b>2 037 546</b>	<b>1 942 920</b>	<b>267 265</b>	<b>145 538</b>	<b>121 727</b>	<b>132 316</b>
<b>Ortaöğretim (Özel)</b> Secondary education (Private)		<b>1 603</b>	<b>240 171</b>	<b>127 526</b>	<b>112 645</b>	<b>31 113</b>	<b>14 387</b>	<b>16 726</b>	<b>19 345</b>
<b>Açıköğretim lisesi</b> Open secondary education		<b>1</b>	<b>1 470 434</b>	<b>823 856</b>	<b>646 578</b>	-	-	-	-
<b>Genel ortaöğretim toplamı</b> Total of general secondary education		<b>3 955</b>	<b>2 902 954</b>	<b>1 492 653</b>	<b>1 410 301</b>	<b>123 160</b>	<b>66 473</b>	<b>56 687</b>	<b>67 826</b>
<b>Genel ortaöğretim (Resmi)</b> General secondary education (Public)		<b>2 780</b>	<b>1 601 563</b>	<b>747 524</b>	<b>854 039</b>	<b>99 707</b>	<b>55 275</b>	<b>44 432</b>	<b>54 356</b>
<b>Ortaöğretim Genel Müdürlüğü</b> General Directorate of Secondary Education		2 778	1 508 502	702 949	805 553	99 577	55 161	44 416	54 356
<b>Özel Öğretim Kurumları Genel Müdürlüğü (Özel)</b> General Directorate of Private Education Institutions (Private)		1 174	164 281	88 983	75 298	23 453	11 198	12 255	13 470
<b>Diğer Bakanlık ve Kur. Bağlı Meslek Lisesi (Polis Koleji)</b> Police College (Dependent on the other Ministries or Institutions )		2	582	582	-	130	114	16	-
<b>Mesleki Tekniğe ve Din Öğretimine Devredilen Liseler<sup>(1)</sup></b> High schools that were assigned to General Directorate of Vocational and Technical Education and General Directorate of Religious Education <sup>(1)</sup>		-	92 479	43 993	48 486	-	-	-	-
<b>Açıköğretim lisesi</b> Open secondary education		1	1 137 110	656 146	480 964	-	-	-	-
<b>Meslekî ve teknik ortaöğretim toplamı</b> Total of vocational and technical secondary education		<b>4 089</b>	<b>2 119 736</b>	<b>1 197 155</b>	<b>922 581</b>	<b>139 374</b>	<b>73 843</b>	<b>65 531</b>	<b>63 127</b>
<b>Meslekî ve teknik lise (Resmî)</b> Vocational and technical high school (Public )		<b>3 660</b>	<b>1 832 460</b>	<b>1 031 625</b>	<b>800 835</b>	<b>131 714</b>	<b>70 654</b>	<b>61 060</b>	<b>57 252</b>
<b>Mesleki ve Teknik Eğitim Genel Müdürlüğü</b> General Directorate of Vocational and Technical Education		3 296	1 810 990	1 017 764	793 226	127 031	68 472	58 559	55 010
<b>Özel Eğitim ve Rehberlik Hizmetleri Genel Müdürlüğü</b> General Directorate of Special Education and Guidance Services		352	20 835	13 628	7 207	4 360	2 046	2 314	2 148
<b>Diğer Bakanlık ve Kur. Bağlı Meslek Lisesi (Konservatuar)</b> Conservatory (Dependent on the other Ministries or Institutions )		12	635	233	402	323	136	187	94
<b>Özel Öğretim Kurumları Genel Müdürlüğü (Özel)</b> General Directorate of Private Education Institutions (Private)		429	75 890	38 543	37 347	7 660	3 189	4 471	5 875
<b>Açıköğretim lisesi</b> Open secondary education		-	211 386	126 987	84 399	-	-	-	-
<b>Din Öğretimi Toplamı (Resmî)</b> Total of religious education (public)		<b>1 017</b>	<b>668 381</b>	<b>299 120</b>	<b>369 261</b>	<b>35 844</b>	<b>19 609</b>	<b>16 235</b>	<b>20 708</b>
<b>Din Öğretimi Genel Müdürlüğü (Resmî)</b> General Directorate of Religious Education (Public)		1 017	546 443	258 397	288 046	35 844	19 609	16 235	20 708
<b>Açıköğretim İmam Hatip Lisesi</b> Open education religious high schools		-	121 938	40 723	81 215	-	-	-	-

**Not. Açıköğretim öğrenci sayıları 2014 yılı içerisinde 3 dönem sonu itibarıyla yeni kayıt yaptıran ve kayıt yenileyen aktif öğrencileri kapsar.**

Note. The number of open education students include the active students who are new entrants or who have renewed registration as of the end of 3 semesters in 2014.

**(1) Genel Lise iken, Mesleki Teknik Öğretim ve Din Öğretimine devredilen okullardaki genel lise öğrencileridir.**

(1) As the students who are in general high school which is converted into General Directorate of Vocational and Technical Education and General Directorate of Religious Education.



**2.10 Ortaöğretim kurumlarında okul türlerine göre okul, öğrenci, öğretmen ve derslik sayısı**

Number of schools, students, teachers and classrooms in secondary education institutions by school type

[2014/15 Öğretim yılı - The educational year 2014/15]

Okul Türleri (Type of school)	Okul/ Kurum School/ Institution	Öğrenci Sayısı Number of Students			Öğretmen Sayısı Number of Teachers			Derslik Classroom	
		Toplam Total	Erkek Male	Kadın Female	Toplam Total	Erkek Male	Kadın Female		
<b>Ortaöğretim (Genel+Mesleki Ortaöğretim)</b> Secondary Education (General+Vocational Secondary Education)		<b>9 061</b>	<b>5 691 071</b>	<b>2 988 928</b>	<b>2 702 143</b>	<b>298 378</b>	<b>159 925</b>	<b>138 453</b>	<b>151 661</b>
<b>Ortaöğretim (Resmi)</b> Secondary education (Public)		<b>7 457</b>	<b>3 980 466</b>	<b>2 037 546</b>	<b>1 942 920</b>	<b>267 265</b>	<b>145 538</b>	<b>121 727</b>	<b>132 316</b>
<b>Ortaöğretim (Özel)</b> Secondary education (Private)		<b>1 603</b>	<b>240 171</b>	<b>127 526</b>	<b>112 645</b>	<b>31 113</b>	<b>14 387</b>	<b>16 726</b>	<b>19 345</b>
<b>Açıköğretim lisesi</b> Open secondary education		<b>1</b>	<b>1 470 434</b>	<b>823 856</b>	<b>646 578</b>	-	-	-	-
<b>Genel ortaöğretim toplamı</b> Total of general secondary education		<b>3 955</b>	<b>2 902 954</b>	<b>1 492 653</b>	<b>1 410 301</b>	<b>123 160</b>	<b>66 473</b>	<b>56 687</b>	<b>67 826</b>
<b>Genel ortaöğretim (Resmi)</b> General secondary education (Public)		<b>2 780</b>	<b>1 601 563</b>	<b>747 524</b>	<b>854 039</b>	<b>99 707</b>	<b>55 275</b>	<b>44 432</b>	<b>54 356</b>
<b>Genel Ortaöğretim (Özel)</b> General secondary education (Private)		<b>1 174</b>	<b>164 281</b>	<b>88 983</b>	<b>75 298</b>	<b>23 453</b>	<b>11 198</b>	<b>12 255</b>	<b>13 470</b>
<b>Açıköğretim lisesi</b> Open secondary education		<b>1</b>	<b>1 137 110</b>	<b>656 146</b>	<b>480 964</b>	-	-	-	-
<b>Ortaöğretim Genel Müdürlüğü (Resmi)</b> General Directorate of Secondary Education (Public)		<b>2 778</b>	<b>1 600 981</b>	<b>746 942</b>	<b>854 039</b>	<b>99 577</b>	<b>55 161</b>	<b>44 416</b>	<b>54 356</b>
<b>Anadolu Lisesi - Anatolian High School</b>		<b>2 330</b>	<b>1 091 249</b>	<b>508 060</b>	<b>583 189</b>	<b>88 156</b>	<b>47 742</b>	<b>40 414</b>	<b>47 855</b>
<b>Lise (Anadolu Lisesine Dönüşen)<sup>(1)</sup></b> High School (Return to the Anatolian High School) <sup>(1)</sup>		-	<b>230 791</b>	<b>110 485</b>	<b>120 306</b>	<b>463</b>	<b>258</b>	<b>205</b>	-
<b>Fen Lisesi - Science High School</b>		<b>232</b>	<b>62 621</b>	<b>28 949</b>	<b>33 672</b>	<b>5 844</b>	<b>4 069</b>	<b>1 775</b>	<b>3 816</b>
<b>Güzel Sanatlar Lisesi</b> Fine Arts High School		<b>73</b>	<b>13 123</b>	<b>5 464</b>	<b>7 659</b>	<b>1 917</b>	<b>1 065</b>	<b>852</b>	<b>680</b>
<b>Spor Lisesi</b> Sports High School		<b>55</b>	<b>9 587</b>	<b>6 804</b>	<b>2 783</b>	<b>623</b>	<b>419</b>	<b>204</b>	<b>430</b>
<b>Sosyal Bilimler Lisesi</b> Social Sciences High School		<b>88</b>	<b>17 846</b>	<b>7 147</b>	<b>10 699</b>	<b>2 517</b>	<b>1 575</b>	<b>942</b>	<b>1 575</b>
<b>Anadolu Öğretmen Lisesi</b> Anatolian Teacher Training High School		-	<b>83 285</b>	<b>36 040</b>	<b>47 245</b>	<b>57</b>	<b>33</b>	<b>24</b>	-
<b>Mesleki Tekniğe ve Din Öğretimine Devredilen Liseler<sup>(2)</sup></b> High schools that were assigned to General Directorate of Vocational and Technical Education and General Directorate of Religious Education <sup>(2)</sup>		-	<b>92 479</b>	<b>43 993</b>	<b>48 486</b>	-	-	-	-
<b>Polis Koleji</b> Police College		<b>2</b>	<b>582</b>	<b>582</b>	-	<b>130</b>	<b>114</b>	<b>16</b>	-
<b>Özel Öğretim Kurumları Genel Müdürlüğü (Özel)</b> General Directorate of Private Education Institutions (Private)		<b>1 174</b>	<b>164 281</b>	<b>88 983</b>	<b>75 298</b>	<b>23 453</b>	<b>11 198</b>	<b>12 255</b>	<b>13 470</b>
<b>Özel Türk Lisesi</b> Private Turkish High School		<b>1 146</b>	<b>156 630</b>	<b>85 464</b>	<b>71 166</b>	<b>22 429</b>	<b>10 851</b>	<b>11 578</b>	<b>13 000</b>
<b>Azınlık Lisesi</b> Minority High School		<b>12</b>	<b>896</b>	<b>440</b>	<b>456</b>	<b>281</b>	<b>81</b>	<b>200</b>	<b>117</b>
<b>Uluslararası Lise</b> International High School		<b>5</b>	<b>92</b>	<b>47</b>	<b>45</b>	<b>39</b>	<b>8</b>	<b>31</b>	<b>9</b>
<b>Yabancı Lise</b> Foreign High School		<b>11</b>	<b>6 663</b>	<b>3 032</b>	<b>3 631</b>	<b>704</b>	<b>258</b>	<b>446</b>	<b>344</b>
<b>Mesleki ve Teknik Ortaöğretim Toplamı</b> Total of Vocational and Technical Secondary Education		<b>4 089</b>	<b>2 119 736</b>	<b>1 197 155</b>	<b>922 581</b>	<b>139 374</b>	<b>73 843</b>	<b>65 531</b>	<b>63 127</b>
<b>Mesleki ve Teknik Ortaöğretim (Resmi)</b> Vocational and Technical Secondary Education (Public)		<b>3 660</b>	<b>1 832 460</b>	<b>1 031 625</b>	<b>800 835</b>	<b>131 714</b>	<b>70 654</b>	<b>61 060</b>	<b>57 252</b>
<b>Mesleki ve Teknik Ortaöğretim (Özel)</b> Vocational and Technical Secondary Education (Private)		<b>429</b>	<b>75 890</b>	<b>38 543</b>	<b>37 347</b>	<b>7 660</b>	<b>3 189</b>	<b>4 471</b>	<b>5 875</b>
<b>Açıköğretim Lisesi</b> Open Secondary Education		-	<b>211 386</b>	<b>126 987</b>	<b>84 399</b>	-	-	-	-

Not 1. Açıköğretim öğrenci sayıları 2014 yılı içerisinde 3 dönem sonu itibarıyla yeni kayıt yaptırılan ve kayıt yenileyen aktif öğrencileri kapsar.

2. 01.05.2014 tarih ve 2014/8 sayılı genelge ile Mesleki ve Teknik Eğitim Genel Müdürlüğü'ne bağlı olarak faaliyet gösteren 22 okul türü 2014/15 eğitim öğretim yılından itibaren 3 okul türü adı altında yeniden yapılandırılmıştır.

(1) Genel lise iken Anadolu Lisesine dönüştürülen okullardaki genel lise öğrencileridir.

(2) Genel lise iken Mesleki Teknik öğretim ve Din öğretimine devredilen okullardaki genel lise öğrencileridir.

Note 1. The number of open education students include the active students who are new entrants or who have renewed registration as of the end of 3 semesters in 2014.

2. 22 school types dependent on General Directorate of Vocational and Technical Education were restructured under 3 school types as of 2014/15 educational year according to the circular dated 01.05.2014 and numbered 2014/8.

(1) As the students who are in general high school which is assigned in Anatolian high school.

(2) As the students who are in general high school which is converted into General Directorate of Vocational and Technical Education and General Directorate of Religious Education.

## 2.10 Ortaöğretim kurumlarında okul türlerine göre okul, öğrenci, öğretmen ve derslik sayısı (devam)

Number of schools, students, teachers and classrooms in secondary education institutions by school type (continued)

[2014/15 Öğretim yılı - The educational year 2014/15]

Okul Türleri (Type of school)	Okul/ Kurum School/ Institution	Öğrenci Sayısı Number of Students			Öğretmen Sayısı Number of Teachers			Derslik Classroom	
		Toplam Total	Erkek Male	Kadın Female	Toplam Total	Erkek Male	Kadın Female		
Mesleki ve Teknik Eğitim Genel Müdürlüğü (Resmi) General Directorate of Vocational and Technical Education (Public)		3 296	1 810 990	1 017 764	793 226	127 031	68 472	58 559	55 010
Mesleki ve Teknik Anadolu Lisesi Vocational and Technical High School		2 294	1 499 423	837 414	662 009	106 205	56 772	49 433	41 591
Mesleki ve Teknik Anadolu Lisesi (9. Sınıf) Vocational and Technical High School (Grade 9)		2 294	509 017	297 194	211 823	-	-	-	41 591
Endüstri Meslek Lisesi Vocational School for Industry		-	392 224	349 435	42 789	42 592	29 360	13 232	-
Anadolu Teknik Lisesi Anatolian Technical High School		-	22 157	18 257	3 900	2 330	1 503	827	-
Anadolu Meslek Lisesi Anatolian Vocational High School		-	24 222	6 570	17 652	2 597	1 048	1 549	-
Anadolu Denizcilik Meslek Lisesi Anatolian Marine High School		-	5 769	5 294	475	750	470	280	-
Denizcilik Meslek Lisesi Vocational High School for Marine		-	171	166	5	19	14	5	-
Anadolu Tapu Kadastro Meslek Lisesi Anatolian Cadastre Vocational High School		-	168	109	59	20	7	13	-
Tarım Meslek Lisesi Vocational High School for Agriculture		-	3 358	2 518	840	374	212	162	-
Kız Meslek Lisesi Vocational High School for Girls		-	180 875	3 486	177 389	19 652	6 955	12 697	-
Meslek Lisesi Vocational High School		-	50 259	7 974	42 285	5 236	1 720	3 516	-
Anadolu Kız Meslek Lisesi Anatolian Vocational High School for Girls		-	263	24	239	56	27	29	-
Ticaret Meslek Lisesi Vocational High School for Commerce		-	171 446	89 397	82 049	15 754	7 887	7 867	-
Anadolu Ticaret Meslek Lisesi Anatolian Vocational High School for Commerce		-	19 731	9 358	10 373	1 869	949	920	-
Anadolu Otelcilik ve Turizm Meslek Lisesi Anatolian Vocational High School for Hotel Management and Tourism		-	23 483	16 424	7 059	3 535	1 831	1 704	-
Anadolu İletişim Meslek Lisesi Anatolian Vocational High School for Communication		-	2 337	764	1 573	250	125	125	-
Adalet Meslek Lisesi Vocational High School for Law		-	587	268	319	43	21	22	-
Anadolu Sağlık Meslek Lisesi Anatolian Vocational High School for Public Health		-	22 895	7 005	15 890	3 378	1 410	1 968	-
Sağlık Meslek Lisesi Vocational High School for Public Health		-	67 762	21 810	45 952	7 124	2 884	4 240	-
Anadolu Meslek Programı Anatolian Vocational Program		-	2 699	1 361	1 338	626	349	277	-
Çok Programlı Anadolu Lisesi Anatolian Multiprogram High School		904	272 029	151 828	120 201	17 500	9 521	7 979	11 708
Çok Programlı Anadolu Lisesi (9. Sınıf) Anatolian Multiprogram High School (Grade 9)		904	116 552	71 938	44 614	369	177	192	452
Çok Programlı Lise Multiprogram High School		-	155 477	79 890	75 587	17 131	9 344	7 787	11 256
Mesleki ve Teknik Eğitim Merkezi Vocational and Technical Training Center		98	39 538	28 522	11 016	3 326	2 179	1 147	1 711
Mesleki ve Teknik Eğitim Merkezi (9.Sınıf) Vocational and Technical Training Center (Grade 9)		98	13 147	10 257	2 890	3 326	2 179	1 147	1 711
Anadolu Meslek Lisesi Anatolian Vocational High School		-	918	381	537	-	-	-	-
Anadolu Teknik Lisesi Anatolian Technical High School		-	2 431	1 949	482	-	-	-	-
Endüstri Meslek Lisesi Vocational School for Industry		-	257	231	26	-	-	-	-
Teknik Lise Technical High School		-	382	268	114	-	-	-	-
Mesleki ve Teknik Eğitim Merkezi Vocational and Technical Training Center		-	22 371	15 410	6 961	-	-	-	-
Denizcilik Meslek Lisesi Vocational High School for Marine		-	32	26	6	-	-	-	-

Not 1. Açıköğretim öğrenci sayıları 2014 yılı içerisinde 3 dönem sonu itibarıyla yeni kayıt yaptıran ve kayıt yenileyen aktif öğrencileri kapsar.

Note 1. The number of open education students include the active students who are new entrants or who have renewed registration as of the end of 3 semesters in 2014.

2. 01.05.2014 tarih ve 2014/8 sayılı genelge ile Mesleki ve Teknik Eğitim Genel Müdürlüğü'ne bağlı olarak faaliyet gösteren 22 okul türü 2014/15 eğitim öğretim yılından itibaren 3 okul türü adı altında yeniden yapılandırılmıştır..

2. 22 school types dependent on General Directorate of Vocational and Technical Education were restructured under 3 school types as of 2014/15 educational year according to the circular dated 01.05.2014 and numbered 2014/8.

(1) Genel lise iken Anadolu Lisesine dönüştürülen okullardaki genel lise öğrencileridir.

(1) As the students who are in general high school which is assigned in Anatolian high school.

(2) Genel lise iken Mesleki Teknik öğretim ve Din öğretimine devredilen okullardaki genel lise öğrencileridir.

(2) As the students who are in general high school which is converted into General Directorate of Vocational and Technical Education and General Directorate of Religious Education.

## 2.10 Ortaöğretim kurumlarında okul türlerine göre okul, öğrenci, öğretmen ve derslik sayısı (devam)

Number of schools, students, teachers and classrooms in secondary education institutions by school type (continued)

[2014/15 Öğretim yılı - The educational year 2014/15]

Okul Türleri (Type of school)	Okul/ Kurum School/ Institution	Öğrenci Sayısı Number of Students			Öğretmen Sayısı Number of Teachers			Derslik Classroom	
		Toplam Total	Erkek Male	Kadın Female	Toplam Total	Erkek Male	Kadın Female		
Özel Eğitim ve Rehberlik Hizmetleri Genel Müdürlüğü (Resmi) General Directorate of Special Education and Guidance Services (Public)		352	20 835	13 628	7 207	4 360	2 046	2 314	2 148
Özel Eğitim Meslek Lisesi (İşitme Engelliler) Special Education Vocational Upper Secondary School (Hearing-Impaired)		19	2 066	1 243	823	439	250	189	225
Özel Eğitim Meslek Lisesi (Ortopedik Engelliler) Special Education Vocational Upper Secondary School (Orthopedic-Impaired)		2	134	87	47	38	23	15	7
Özel Eğitim Mesleki Eğitim Merkezi (Görme Engelliler- III. Kademe) Special Education of Vocational Training Center (Visually- Impaired III. Grade)		2	38	24	14	14	7	7	-
Özel Eğitim İş Uygulama Merkezi (III. Kademe) Training Center of Special Education (III. Grade)		207	8 053	5 329	2 724	1 814	833	981	1 075
Özel Eğitim Mesleki Eğitim Merkezi (Zihinsel Engelliler-III. Kademe) Special Education of Vocational Training Center (Mentally- Impaired III. Grade)		122	10 544	6 945	3 599	2 055	933	1 122	841
Özel Öğretim Kurumları Genel Müdürlüğü (Özel) General Directorate of Private Education Institutions (Private)		429	75 890	38 543	37 347	7 660	3 189	4 471	5 875
Özel Türk Lisesi Private Turkish High School		429	75 890	38 543	37 347	7 660	3 189	4 471	5 875
Azınlık Lisesi Minority High School		-	-	-	-	-	-	-	-
Uluslararası Lise International High School		-	-	-	-	-	-	-	-
Yabancı Lise Foreign High School		-	-	-	-	-	-	-	-
Müzik ve Sahne Sanatları Lisesi Music and Performing Arts High School		12	635	233	402	323	136	187	94
Din Öğretimi Genel Müdürlüğü (Resmi) General Directorate of Religious Education (Public)		1 017	668 381	299 120	369 261	35 844	19 609	16 235	20 708
İmam Hatip Lisesi - Anadolu İmam Hatip Lisesi Imam and Preacher High School - Anatolian Imam and Preacher High School		1 017	546 443	258 397	288 046	35 844	19 609	16 235	20 708
Açıköğretim İmam Hatip Lisesi Open education religious high schools		-	121 938	40 723	81 215	-	-	-	-

Not 1. Açıköğretim öğrenci sayıları 2014 yılı içerisinde 3 dönem sonu itibarıyla yeni kayıt yaptıran ve kayıt yenileyen aktif öğrencileri kapsar.

Note 1. The number of open education students include the active students who are new entrants or who have renewed registration as of the end of 3 semesters in 2014.

2. 01.05.2014 tarih ve 2014/8 sayılı genelge ile Mesleki ve Teknik Eğitim Genel Müdürlüğü'ne bağlı olarak faaliyet gösteren 22 okul türü 2014/15 eğitim öğretim yılından itibaren 3 okul türü adı altında yeniden yapılandırılmıştır..

2. 22 school types dependent on General Directorate of Vocational and Technical Education were restructured under 3 school types as of 2014/15 educational year according to the circular dated 01.05.2014 and numbered 2014/8.

(1) Genel lise iken Anadolu Lisesine dönüştürülen okullardaki genel lise öğrencileridir.

(1) As the students who are in general high school which is assigned in Anatolian high school.

(2) Genel lise iken Mesleki Teknik öğretim ve Din öğretimine devredilen okullardaki genel lise öğrencileridir.

(2) As the students who are in general high school which is converted into General Directorate of Vocational and Technical Education and General Directorate of Religious Education.

## 2.11 İstatistik Bölge Birimleri Sınıflaması 3. düzey, ortaöğretimde resmi ve özel ayrımında yerleşim yeri, okul, öğrenci, öğretmen ve derslik sayısı

[2014/15 Öğretim yılı başı]

İBBS 3. Düzey		Toplam - Total						Resmi			
		Okul School	Öğrenci - Students			Öğretmen <sup>(1)</sup> Teacher <sup>(1)</sup>	Derslik Classroom	Okul School	Öğrenci - Students		
			Toplam Total	Erkek Male	Kadın Female				Toplam Total	Erkek Male	Kadın Female
TR Türkiye	Toplam	9 061	5 691 071	2 988 928	2 702 143	298 378	151 661	7 458	3 980 466	2 037 546	1 942 920
	Şehir	8 856	5 657 411	2 970 606	2 686 805	295 609	149 633	7 264	3 948 203	2 019 991	1 928 212
	Köy	205	33 660	18 322	15 338	2 769	2 028	194	32 263	17 555	14 708
Genel	Toplam	3 955	2 902 954	1 492 653	1 410 301	123 160	67 826	2 781	1 601 563	747 524	854 039
	Şehir	3 925	2 896 708	1 489 636	1 407 072	122 591	67 474	2 760	1 596 389	745 102	851 287
	Köy	30	6 246	3 017	3 229	569	352	21	5 174	2 422	2 752
Mesleki ve teknik	Toplam	5 106	2 788 117	1 496 275	1 291 842	175 218	83 835	4 677	2 378 903	1 290 422	1 088 881
	Şehir	4 931	2 760 703	1 480 970	1 279 733	173 018	82 159	4 504	2 351 814	1 274 889	1 076 925
	Köy	175	27 414	15 305	12 109	2 200	1 676	173	27 089	15 133	11 956
TR100 İstanbul	Toplam	1 185	1 043 937	543 481	500 456	45 680	22 273	716	650 698	327 150	323 548
	Şehir	1 185	1 043 937	543 481	500 456	45 680	22 273	716	650 698	327 150	323 548
	Köy	-	-	-	-	-	-	-	-	-	-
Genel	Toplam	594	513 710	271 225	242 485	18 787	9 651	214	206 681	96 989	109 692
	Şehir	594	513 710	271 225	242 485	18 787	9 651	214	206 681	96 989	109 692
	Köy	-	-	-	-	-	-	-	-	-	-
Mesleki ve teknik	Toplam	591	530 227	272 256	257 971	26 893	12 622	502	444 017	230 161	213 856
	Şehir	591	530 227	272 256	257 971	26 893	12 622	502	444 017	230 161	213 856
	Köy	-	-	-	-	-	-	-	-	-	-
TR211 Tekirdağ	Toplam	91	58 194	30 761	27 433	2 973	1 727	73	42 172	21 854	20 318
	Şehir	91	58 194	30 761	27 433	2 973	1 727	73	42 172	21 854	20 318
	Köy	-	-	-	-	-	-	-	-	-	-
Genel	Toplam	39	30 690	15 119	15 571	1 335	861	27	17 995	8 003	9 992
	Şehir	39	30 690	15 119	15 571	1 335	861	27	17 995	8 003	9 992
	Köy	-	-	-	-	-	-	-	-	-	-
Mesleki ve teknik	Toplam	52	27 504	15 642	11 862	1 638	866	46	24 177	13 851	10 326
	Şehir	52	27 504	15 642	11 862	1 638	866	46	24 177	13 851	10 326
	Köy	-	-	-	-	-	-	-	-	-	-
TR212 Edirne	Toplam	58	21 261	11 326	9 935	1 585	802	51	17 537	9 225	8 312
	Şehir	56	20 964	11 187	9 777	1 562	789	49	17 240	9 086	8 154
	Köy	2	297	139	158	23	13	2	297	139	158
Genel	Toplam	24	11 731	5 666	6 065	737	412	18	8 555	3 856	4 699
	Şehir	23	11 522	5 580	5 942	718	404	17	8 346	3 770	4 576
	Köy	1	209	86	123	19	8	1	209	86	123
Mesleki ve teknik	Toplam	34	9 530	5 660	3 870	848	390	33	8 982	5 369	3 613
	Şehir	33	9 442	5 607	3 835	844	385	32	8 894	5 316	3 578
	Köy	1	88	53	35	4	5	1	88	53	35
TR213 Kırklareli	Toplam	46	19 197	10 225	8 972	1 168	709	43	15 650	8 219	7 431
	Şehir	43	18 729	9 963	8 766	1 142	680	40	15 182	7 957	7 225
	Köy	3	468	262	206	26	29	3	468	262	206
Genel	Toplam	20	9 807	4 751	5 056	517	353	18	7 171	3 261	3 910
	Şehir	20	9 777	4 740	5 037	517	353	18	7 141	3 250	3 891
	Köy	-	30	11	19	-	-	-	30	11	19
Mesleki ve teknik	Toplam	26	9 390	5 474	3 916	651	356	25	8 479	4 958	3 521
	Şehir	23	8 952	5 223	3 729	625	327	22	8 041	4 707	3 334
	Köy	3	438	251	187	26	29	3	438	251	187
TR221 Balıkesir	Toplam	154	71 581	36 941	34 640	4 702	2 289	136	55 677	28 666	27 011
	Şehir	154	71 581	36 941	34 640	4 702	2 289	136	55 677	28 666	27 011
	Köy	-	-	-	-	-	-	-	-	-	-
Genel	Toplam	63	36 694	17 719	18 975	1 905	997	52	24 228	10 872	13 356
	Şehir	63	36 694	17 719	18 975	1 905	997	52	24 228	10 872	13 356
	Köy	-	-	-	-	-	-	-	-	-	-
Mesleki ve teknik	Toplam	91	34 887	19 222	15 665	2 797	1 292	84	31 449	17 794	13 655
	Şehir	91	34 887	19 222	15 665	2 797	1 292	84	31 449	17 794	13 655
	Köy	-	-	-	-	-	-	-	-	-	-
TR222 Çanakkale	Toplam	82	26 754	14 044	12 710	2 003	1 095	78	21 639	11 346	10 293
	Şehir	72	26 221	13 780	12 441	1 837	973	69	21 225	11 132	10 093
	Köy	10	533	264	269	166	122	9	414	214	200
Genel	Toplam	33	15 154	7 172	7 982	860	488	31	10 909	4 893	6 016
	Şehir	30	14 674	6 939	7 735	806	448	29	10 548	4 710	5 838
	Köy	3	480	233	247	54	40	2	361	183	178
Mesleki ve teknik	Toplam	49	11 600	6 872	4 728	1 143	607	47	10 730	6 453	4 277
	Şehir	42	11 547	6 841	4 706	1 031	525	40	10 677	6 422	4 255
	Köy	7	53	31	22	112	82	7	53	31	22

Not. Açıköğretim öğrenci sayıları 2014 yılı içerisinde 3 dönem sonu itibarıyla yeni kayıt yaptıran ve kayıt yenileyen aktif öğrencileri kapsar.

(1) Toplam öğretmen, kadrolu öğretmenleri kapsar.

## 2.11. Number of schools, students, teachers and classrooms in public and private secondary education institutions by settlement place according to Statistical Regions Level 3

[Beginning of the educational year 2014/'15]

Öğret-men <sup>(1)</sup> Teacher <sup>(1)</sup>	Derslik Classroom	Okul School	Özel Private			Öğret-men <sup>(1)</sup> Teacher <sup>(1)</sup>	Derslik Classroom	Açıköğretim İlisesi Open secondary education			SR Level 3	
			Öğrenci - Students					Öğrenci - Students				
			Toplam Total	Erkek Male	Kadın Female			Toplam Total	Erkek Male	Kadın Female		
267 265	132 316	1 603	240 171	127 526	112 645	31 113	19 345	1 470 434	823 856	646 578	Total	Turkey TR
264 679	130 397	1 592	238 774	126 759	112 015	30 930	19 236	1 470 434	823 856	646 578	City	
2 586	1 919	11	1 397	767	630	183	109	-	-	-	Village	
99 707	54 356	1 174	164 281	88 983	75 298	23 453	13 470	1 137 110	656 146	480 964	Total	General
99 278	54 077	1 165	163 209	88 388	74 821	23 313	13 397	1 137 110	656 146	480 964	City	
429	279	9	1 072	595	477	140	73	-	-	-	Village	
167 558	77 960	429	75 890	38 543	37 347	7 660	5 875	333 324	167 710	165 614	Total	Vocational and technical
165 401	76 320	427	75 565	38 371	37 194	7 617	5 839	333 324	167 710	165 614	City	
2 157	1 640	2	325	172	153	43	36	-	-	-	Village	
35 408	16 276	469	76 473	40 447	36 026	10 272	5 997	316 766	175 884	140 882	Total	İstanbul TR100
35 408	16 276	469	76 473	40 447	36 026	10 272	5 997	316 766	175 884	140 882	City	
-	-	-	-	-	-	-	-	-	-	-	Village	
10 399	5 029	380	57 683	31 436	26 247	8 388	4 622	249 346	142 800	106 546	Total	General
10 399	5 029	380	57 683	31 436	26 247	8 388	4 622	249 346	142 800	106 546	City	
-	-	-	-	-	-	-	-	-	-	-	Village	
25 009	11 247	89	18 790	9 011	9 779	1 884	1 375	67 420	33 084	34 336	Total	Vocational and technical
25 009	11 247	89	18 790	9 011	9 779	1 884	1 375	67 420	33 084	34 336	City	
-	-	-	-	-	-	-	-	-	-	-	Village	
2 676	1 433	18	1 993	1 057	936	297	294	14 029	7 850	6 179	Total	Tekirdağ TR21
2 676	1 433	18	1 993	1 057	936	297	294	14 029	7 850	6 179	City	
-	-	-	-	-	-	-	-	-	-	-	Village	
1 141	661	12	814	478	336	194	200	11 881	6 638	5 243	Total	General
1 141	661	12	814	478	336	194	200	11 881	6 638	5 243	City	
-	-	-	-	-	-	-	-	-	-	-	Village	
1 535	772	6	1 179	579	600	103	94	2 148	1 212	936	Total	Vocational and technical
1 535	772	6	1 179	579	600	103	94	2 148	1 212	936	City	
-	-	-	-	-	-	-	-	-	-	-	Village	
1 488	751	7	363	204	159	97	51	3 361	1 897	1 464	Total	Edirne TR212
1 465	738	7	363	204	159	97	51	3 361	1 897	1 464	City	
23	13	-	-	-	-	-	-	-	-	-	Village	
651	361	6	312	182	130	86	51	2 864	1 628	1 236	Total	General
632	353	6	312	182	130	86	51	2 864	1 628	1 236	City	
19	8	-	-	-	-	-	-	-	-	-	Village	
837	390	1	51	22	29	11	-	497	269	228	Total	Vocational and technical
833	385	1	51	22	29	11	-	497	269	228	City	
4	5	-	-	-	-	-	-	-	-	-	Village	
1 123	618	3	229	97	132	45	91	3 318	1 909	1 409	Total	Kırklareli TR213
1 097	589	3	229	97	132	45	91	3 318	1 909	1 409	City	
26	29	-	-	-	-	-	-	-	-	-	Village	
488	316	2	65	33	32	29	37	2 571	1 457	1 114	Total	General
488	316	2	65	33	32	29	37	2 571	1 457	1 114	City	
-	-	-	-	-	-	-	-	-	-	-	Village	
635	302	1	164	64	100	16	54	747	452	295	Total	Vocational and technical
609	273	1	164	64	100	16	54	747	452	295	City	
26	29	-	-	-	-	-	-	-	-	-	Village	
4 486	2 122	18	1 646	838	808	216	167	14 258	7 437	6 821	Total	Balıkesir TR221
4 486	2 122	18	1 646	838	808	216	167	14 258	7 437	6 821	City	
-	-	-	-	-	-	-	-	-	-	-	Village	
1 767	910	11	1 175	649	526	138	87	11 291	6 198	5 093	Total	General
1 767	910	11	1 175	649	526	138	87	11 291	6 198	5 093	City	
-	-	-	-	-	-	-	-	-	-	-	Village	
2 719	1 212	7	471	189	282	78	80	2 967	1 239	1 728	Total	Vocational and technical
2 719	1 212	7	471	189	282	78	80	2 967	1 239	1 728	City	
-	-	-	-	-	-	-	-	-	-	-	Village	
1 953	1 055	4	393	180	213	50	40	4 722	2 518	2 204	Total	Çanakkale TR222
1 804	954	3	274	130	144	33	19	4 722	2 518	2 204	City	
149	101	1	119	50	69	17	21	-	-	-	Village	
835	467	2	232	103	129	25	21	4 013	2 176	1 837	Total	General
798	448	1	113	53	60	8	-	4 013	2 176	1 837	City	
37	19	1	119	50	69	17	21	-	-	-	Village	
1 118	588	2	161	77	84	25	19	709	342	367	Total	Vocational and technical
1 006	506	2	161	77	84	25	19	709	342	367	City	
112	82	-	-	-	-	-	-	-	-	-	Village	

Note. The number of open education students include the active students who are new entrants or who have renewed registration as of the end of 3 semesters in 2014.

(1) Total of teachers includes permanent teaching staff.

## 2.11 İstatistik Bölge Birimleri Sınıflaması 3. düzey, ortaöğretimde resmi ve özel ayırımında yerleşim yeri, okul, öğrenci, öğretmen ve derslik sayısı (devam)

[2014/15 Öğretim yılı başı]

İBBS 3. Düzey		Toplam - Total						Resmi			
		Öğrenci - Students				Öğretmen <sup>(1)</sup> Teacher	Derslik Classroom	Öğrenci - Students			
		Okul School	Toplam Total	Erkek Male	Kadın Female			Okul School	Toplam Total	Erkek Male	Kadın Female
TR310 İzmir	<b>Toplam</b>	394	262 425	137 716	124 709	15 702	7 099	305	181 799	92 058	89 741
	Şehir	394	262 425	137 716	124 709	15 702	7 099	305	181 799	92 058	89 741
	Köy	-	-	-	-	-	-	-	-	-	-
Genel	<b>Toplam</b>	190	136 884	69 278	67 606	6 843	3 431	123	75 123	33 594	41 529
	Şehir	190	136 884	69 278	67 606	6 843	3 431	123	75 123	33 594	41 529
	Köy	-	-	-	-	-	-	-	-	-	-
Mesleki ve teknik	<b>Toplam</b>	204	125 541	68 438	57 103	8 859	3 668	182	106 676	58 464	48 212
	Şehir	204	125 541	68 438	57 103	8 859	3 668	182	106 676	58 464	48 212
	Köy	-	-	-	-	-	-	-	-	-	-
TR321 Aydın	<b>Toplam</b>	122	65 860	34 309	31 551	4 319	2 183	100	48 378	24 570	23 808
	Şehir	122	65 860	34 309	31 551	4 319	2 183	100	48 378	24 570	23 808
	Köy	-	-	-	-	-	-	-	-	-	-
Genel	<b>Toplam</b>	62	36 834	18 111	18 723	1 942	1 135	46	21 814	9 517	12 297
	Şehir	62	36 834	18 111	18 723	1 942	1 135	46	21 814	9 517	12 297
	Köy	-	-	-	-	-	-	-	-	-	-
Mesleki ve teknik	<b>Toplam</b>	60	29 026	16 198	12 828	2 377	1 048	54	26 564	15 053	11 511
	Şehir	60	29 026	16 198	12 828	2 377	1 048	54	26 564	15 053	11 511
	Köy	-	-	-	-	-	-	-	-	-	-
TR322 Denizli	<b>Toplam</b>	128	65 497	33 907	31 590	4 166	2 170	105	50 175	25 571	24 604
	Şehir	128	65 497	33 907	31 590	4 166	2 170	105	50 175	25 571	24 604
	Köy	-	-	-	-	-	-	-	-	-	-
Genel	<b>Toplam</b>	54	33 562	16 471	17 091	1 689	904	38	20 651	9 166	11 485
	Şehir	54	33 562	16 471	17 091	1 689	904	38	20 651	9 166	11 485
	Köy	-	-	-	-	-	-	-	-	-	-
Mesleki ve teknik	<b>Toplam</b>	74	31 935	17 436	14 499	2 477	1 266	67	29 524	16 405	13 119
	Şehir	74	31 935	17 436	14 499	2 477	1 266	67	29 524	16 405	13 119
	Köy	-	-	-	-	-	-	-	-	-	-
TR323 Muğla	<b>Toplam</b>	116	53 817	28 375	25 442	3 543	1 703	99	38 587	19 806	18 781
	Şehir	116	53 817	28 375	25 442	3 543	1 703	99	38 587	19 806	18 781
	Köy	-	-	-	-	-	-	-	-	-	-
Genel	<b>Toplam</b>	56	32 010	15 941	16 069	1 692	886	42	18 963	8 369	10 594
	Şehir	56	32 010	15 941	16 069	1 692	886	42	18 963	8 369	10 594
	Köy	-	-	-	-	-	-	-	-	-	-
Mesleki ve teknik	<b>Toplam</b>	60	21 807	12 434	9 373	1 851	817	57	19 624	11 437	8 187
	Şehir	60	21 807	12 434	9 373	1 851	817	57	19 624	11 437	8 187
	Köy	-	-	-	-	-	-	-	-	-	-
TR331 Manisa	<b>Toplam</b>	161	87 368	45 059	42 309	5 387	2 737	142	66 692	33 773	32 919
	Şehir	161	87 368	45 059	42 309	5 387	2 737	142	66 692	33 773	32 919
	Köy	-	-	-	-	-	-	-	-	-	-
Genel	<b>Toplam</b>	75	43 233	20 553	22 680	2 249	1 292	63	28 316	12 431	15 885
	Şehir	75	43 233	20 553	22 680	2 249	1 292	63	28 316	12 431	15 885
	Köy	-	-	-	-	-	-	-	-	-	-
Mesleki ve teknik	<b>Toplam</b>	86	44 135	24 506	19 629	3 138	1 445	79	38 376	21 342	17 034
	Şehir	86	44 135	24 506	19 629	3 138	1 445	79	38 376	21 342	17 034
	Köy	-	-	-	-	-	-	-	-	-	-
TR332 Afyonkarahisar	<b>Toplam</b>	120	48 375	25 870	22 505	2 689	1 625	109	35 816	18 751	17 065
	Şehir	108	47 091	25 121	21 970	2 554	1 492	98	34 662	18 074	16 588
	Köy	12	1 284	749	535	135	133	11	1 154	677	477
Genel	<b>Toplam</b>	43	23 140	11 790	11 350	1 005	644	37	13 064	5 647	7 417
	Şehir	43	23 140	11 790	11 350	1 005	644	37	13 064	5 647	7 417
	Köy	-	-	-	-	-	-	-	-	-	-
Mesleki ve teknik	<b>Toplam</b>	77	25 235	14 080	11 155	1 684	981	72	22 752	13 104	9 648
	Şehir	65	23 951	13 331	10 620	1 549	848	61	21 598	12 427	9 171
	Köy	12	1 284	749	535	135	133	11	1 154	677	477
TR333 Kütahya	<b>Toplam</b>	93	38 804	20 452	18 352	2 336	1 276	88	29 361	15 711	13 650
	Şehir	88	38 351	20 215	18 136	2 274	1 219	83	28 908	15 474	13 434
	Köy	5	453	237	216	62	57	5	453	237	216
Genel	<b>Toplam</b>	35	18 513	9 092	9 421	856	478	32	11 146	5 341	5 805
	Şehir	35	18 513	9 092	9 421	856	478	32	11 146	5 341	5 805
	Köy	-	-	-	-	-	-	-	-	-	-
Mesleki ve teknik	<b>Toplam</b>	58	20 291	11 360	8 931	1 480	798	56	18 215	10 370	7 845
	Şehir	53	19 838	11 123	8 715	1 418	741	51	17 762	10 133	7 629
	Köy	5	453	237	216	62	57	5	453	237	216

Not. Açıköğretim öğrenci sayıları 2014 yılı içerisinde 3 dönem sonu itibarıyla yeni kayıt yaptıran ve kayıt yenileyen aktif öğrencileri kapsar.

(1) Toplam öğretmen, kadrolu öğretmenleri kapsar.

2.11. Number of schools, students, teachers and classrooms in public and private secondary education institutions by settlement place according to Statistical Regions Level 3 (continued)

[Beginning of the educational year 2014/15]

Public			Özel - Private			Açıköğretim İlisesi Open secondary education						
Öğret-men <sup>(1)</sup> Teacher <sup>(1)</sup>	Derslik Classroom	Okul School	Öğrenci - Students			Öğret-men <sup>(1)</sup> Teacher <sup>(1)</sup>	Derslik Classroom	Öğrenci - Students			Total	SR Level 3
			Toplam Total	Erkek Male	Kadın Female			Toplam Total	Erkek Male	Kadın Female		
13 771	5 698	89	13 654	6 644	7 010	1 931	1 401	66 972	39 014	27 958	Total	Izmir TR310
13 771	5 698	89	13 654	6 644	7 010	1 931	1 401	66 972	39 014	27 958	City	
-	-	-	-	-	-	-	-	-	-	-	Village	
5 226	2 517	67	10 232	5 248	4 984	1 617	914	51 529	30 436	21 093	Total	General
5 226	2 517	67	10 232	5 248	4 984	1 617	914	51 529	30 436	21 093	City	
-	-	-	-	-	-	-	-	-	-	-	Village	
8 545	3 181	22	3 422	1 396	2 026	314	487	15 443	8 578	6 865	Total	Vocational and technical
8 545	3 181	22	3 422	1 396	2 026	314	487	15 443	8 578	6 865	City	
-	-	-	-	-	-	-	-	-	-	-	Village	
4 016	1 900	22	2 424	1 222	1 202	303	283	15 058	8 517	6 541	Total	Aydın TR321
4 016	1 900	22	2 424	1 222	1 202	303	283	15 058	8 517	6 541	City	
-	-	-	-	-	-	-	-	-	-	-	Village	
1 732	943	16	1 731	946	785	210	192	13 289	7 648	5 641	Total	General
1 732	943	16	1 731	946	785	210	192	13 289	7 648	5 641	City	
-	-	-	-	-	-	-	-	-	-	-	Village	
2 284	957	6	693	276	417	93	91	1 769	869	900	Total	Vocational and technical
2 284	957	6	693	276	417	93	91	1 769	869	900	City	
-	-	-	-	-	-	-	-	-	-	-	Village	
3 819	1 953	23	2 440	1 145	1 295	347	217	12 882	7 191	5 691	Total	Denizli TR322
3 819	1 953	23	2 440	1 145	1 295	347	217	12 882	7 191	5 691	City	
-	-	-	-	-	-	-	-	-	-	-	Village	
1 436	758	16	1 612	802	810	253	146	11 299	6 503	4 796	Total	General
1 436	758	16	1 612	802	810	253	146	11 299	6 503	4 796	City	
-	-	-	-	-	-	-	-	-	-	-	Village	
2 383	1 195	7	828	343	485	94	71	1 583	688	895	Total	Vocational and technical
2 383	1 195	7	828	343	485	94	71	1 583	688	895	City	
-	-	-	-	-	-	-	-	-	-	-	Village	
3 229	1 606	17	1 573	769	804	314	97	13 657	7 800	5 857	Total	Muğla TR323
3 229	1 606	17	1 573	769	804	314	97	13 657	7 800	5 857	City	
-	-	-	-	-	-	-	-	-	-	-	Village	
1 436	801	14	1 254	623	631	256	85	11 793	6 949	4 844	Total	General
1 436	801	14	1 254	623	631	256	85	11 793	6 949	4 844	City	
-	-	-	-	-	-	-	-	-	-	-	Village	
1 793	805	3	319	146	173	58	12	1 864	851	1 013	Total	Vocational and technical
1 793	805	3	319	146	173	58	12	1 864	851	1 013	City	
-	-	-	-	-	-	-	-	-	-	-	Village	
4 953	2 476	19	3 023	1 882	1 141	434	261	17 653	9 404	8 249	Total	Manisa TR331
4 953	2 476	19	3 023	1 882	1 141	434	261	17 653	9 404	8 249	City	
-	-	-	-	-	-	-	-	-	-	-	Village	
1 996	1 119	12	1 571	823	748	253	173	13 346	7 299	6 047	Total	General
1 996	1 119	12	1 571	823	748	253	173	13 346	7 299	6 047	City	
-	-	-	-	-	-	-	-	-	-	-	Village	
2 957	1 357	7	1 452	1 059	393	181	88	4 307	2 105	2 202	Total	Vocational and technical
2 957	1 357	7	1 452	1 059	393	181	88	4 307	2 105	2 202	City	
-	-	-	-	-	-	-	-	-	-	-	Village	
2 470	1 511	11	1 156	651	505	219	114	11 403	6 468	4 935	Total	Afyonkarahisar TR332
2 354	1 414	10	1 026	579	447	200	78	11 403	6 468	4 935	City	
116	97	1	130	72	58	19	36	-	-	-	Village	
871	592	6	490	276	214	134	52	9 586	5 867	3 719	Total	General
871	592	6	490	276	214	134	52	9 586	5 867	3 719	City	
-	-	-	-	-	-	-	-	-	-	-	Village	
1 599	919	5	666	375	291	85	62	1 817	601	1 216	Total	Vocational and technical
1 483	822	4	536	303	233	66	26	1 817	601	1 216	City	
116	97	1	130	72	58	19	36	-	-	-	Village	
2 268	1 249	5	565	319	246	68	27	8 878	4 422	4 456	Total	Kütahya TR333
2 206	1 192	5	565	319	246	68	27	8 878	4 422	4 456	City	
62	57	-	-	-	-	-	-	-	-	-	Village	
804	455	3	517	307	210	52	23	6 850	3 444	3 406	Total	General
804	455	3	517	307	210	52	23	6 850	3 444	3 406	City	
-	-	-	-	-	-	-	-	-	-	-	Village	
1 464	794	2	48	12	36	16	4	2 028	978	1 050	Total	Vocational and technical
1 402	737	2	48	12	36	16	4	2 028	978	1 050	City	
62	57	-	-	-	-	-	-	-	-	-	Village	

Note: The number of open education students include the active students who are new entrants or who have renewed registration as of the end of 3 semesters in 2014.

(1) Total of teachers includes permanent teaching staff.

## 2.11 İstatistikî Bölge Birimleri Sınıflaması 3. düzey, ortaöğretimde resmi ve özel ayırımında yerleşim yeri, okul, öğrenci, öğretmen ve derslik sayısı (devam)

[2014/15 Öğretim yılı başı]

İBBS 3. Düzey		Toplam - Total						Resmî			
		Öğrenci - Students				Öğretmen <sup>(1)</sup> Teacher	Derslik Classroom	Öğrenci - Students			
		Okul School	Toplam Total	Erkek Male	Kadın Female			Okul School	Toplam Total	Erkek Male	Kadın Female
TR334 Uşak	Toplam	48	23 320	11 719	11 601	1 383	672	44	17 321	8 540	8 781
	Şehir	47	23 275	11 685	11 590	1 377	664	43	17 276	8 506	8 770
	Köy	1	45	34	11	6	8	1	45	34	11
Genel	Toplam	24	14 540	6 943	7 597	733	382	21	9 236	4 057	5 179
	Şehir	24	14 540	6 943	7 597	733	382	21	9 236	4 057	5 179
	Köy	-	-	-	-	-	-	-	-	-	-
Mesleki ve teknik	Toplam	24	8 780	4 776	4 004	650	290	23	8 085	4 483	3 602
	Şehir	23	8 735	4 742	3 993	644	282	22	8 040	4 449	3 591
	Köy	1	45	34	11	6	8	1	45	34	11
TR411 Bursa	Toplam	266	191 474	100 095	91 379	10 868	5 415	211	140 576	72 509	68 067
	Şehir	266	191 474	100 095	91 379	10 868	5 415	211	140 576	72 509	68 067
	Köy	-	-	-	-	-	-	-	-	-	-
Genel	Toplam	116	81 688	40 029	41 659	3 879	2 194	69	46 414	21 488	24 926
	Şehir	116	81 688	40 029	41 659	3 879	2 194	69	46 414	21 488	24 926
	Köy	-	-	-	-	-	-	-	-	-	-
Mesleki ve teknik	Toplam	150	109 786	60 066	49 720	6 989	3 221	142	94 162	51 021	43 141
	Şehir	150	109 786	60 066	49 720	6 989	3 221	142	94 162	51 021	43 141
	Köy	-	-	-	-	-	-	-	-	-	-
TR412 Eskişehir	Toplam	95	52 087	27 270	24 817	3 539	1 593	83	39 366	20 588	18 778
	Şehir	95	52 087	27 270	24 817	3 539	1 593	83	39 366	20 588	18 778
	Köy	-	-	-	-	-	-	-	-	-	-
Genel	Toplam	46	27 715	12 730	14 985	1 555	799	36	18 443	7 984	10 459
	Şehir	46	27 715	12 730	14 985	1 555	799	36	18 443	7 984	10 459
	Köy	-	-	-	-	-	-	-	-	-	-
Mesleki ve teknik	Toplam	49	24 372	14 540	9 832	1 984	794	47	20 923	12 604	8 319
	Şehir	49	24 372	14 540	9 832	1 984	794	47	20 923	12 604	8 319
	Köy	-	-	-	-	-	-	-	-	-	-
TR413 Bilecik	Toplam	40	13 350	6 942	6 408	868	591	40	10 976	5 693	5 283
	Şehir	40	13 350	6 942	6 408	868	591	40	10 976	5 693	5 283
	Köy	-	-	-	-	-	-	-	-	-	-
Genel	Toplam	12	6 298	3 072	3 226	296	237	12	4 217	1 950	2 267
	Şehir	12	6 298	3 072	3 226	296	237	12	4 217	1 950	2 267
	Köy	-	-	-	-	-	-	-	-	-	-
Mesleki ve teknik	Toplam	28	7 052	3 870	3 182	572	354	28	6 759	3 743	3 016
	Şehir	28	7 052	3 870	3 182	572	354	28	6 759	3 743	3 016
	Köy	-	-	-	-	-	-	-	-	-	-
TR421 Kocaeli	Toplam	184	130 725	68 631	62 094	6 461	3 409	149	89 238	45 625	43 613
	Şehir	184	130 725	68 631	62 094	6 461	3 409	149	89 238	45 625	43 613
	Köy	-	-	-	-	-	-	-	-	-	-
Genel	Toplam	86	62 165	31 522	30 643	2 675	1 534	63	36 597	17 342	19 255
	Şehir	86	62 165	31 522	30 643	2 675	1 534	63	36 597	17 342	19 255
	Köy	-	-	-	-	-	-	-	-	-	-
Mesleki ve teknik	Toplam	98	68 560	37 109	31 451	3 786	1 875	86	52 641	28 283	24 358
	Şehir	98	68 560	37 109	31 451	3 786	1 875	86	52 641	28 283	24 358
	Köy	-	-	-	-	-	-	-	-	-	-
TR422 Sakarya	Toplam	113	68 324	34 731	33 593	3 457	1 755	96	47 620	24 570	23 050
	Şehir	113	68 324	34 731	33 593	3 457	1 755	96	47 620	24 570	23 050
	Köy	-	-	-	-	-	-	-	-	-	-
Genel	Toplam	50	30 366	13 859	16 507	1 361	834	37	18 377	8 373	10 004
	Şehir	50	30 366	13 859	16 507	1 361	834	37	18 377	8 373	10 004
	Köy	-	-	-	-	-	-	-	-	-	-
Mesleki ve teknik	Toplam	63	37 958	20 872	17 086	2 096	921	59	29 243	16 197	13 046
	Şehir	63	37 958	20 872	17 086	2 096	921	59	29 243	16 197	13 046
	Köy	-	-	-	-	-	-	-	-	-	-
TR423 Düzce	Toplam	48	26 845	13 265	13 580	1 424	862	42	18 772	9 788	8 984
	Şehir	44	26 313	12 968	13 345	1 344	833	41	18 506	9 646	8 860
	Köy	4	532	297	235	80	29	1	266	142	124
Genel	Toplam	20	11 612	5 515	6 097	560	320	15	7 034	3 234	3 800
	Şehir	17	11 346	5 360	5 986	499	301	15	7 034	3 234	3 800
	Köy	3	266	155	111	61	19	-	-	-	-
Mesleki ve teknik	Toplam	28	15 233	7 750	7 483	864	542	27	11 738	6 554	5 184
	Şehir	27	14 967	7 608	7 359	845	532	26	11 472	6 412	5 060
	Köy	1	266	142	124	19	10	1	266	142	124

Not. Açıköğretim öğrenci sayıları 2014 yılı içerisinde 3 dönem sonu itibarıyla yeni kayıt yaptıran ve kayıt yenileyen aktif öğrencileri kapsar.

(1) Toplam öğretmen, kadrolu öğretmenleri kapsar.



2.11. Number of schools, students, teachers and classrooms in public and private secondary education institutions by settlement place according to Statistical Regions Level 3 (continued)

[Beginning of the educational year 2014/15]

Public			Özel - Private			Açıköğretim İlisesi Open secondary education						
Öğret-men <sup>(1)</sup> Teacher <sup>(1)</sup>	Derslik Classroom	Okul School	Öğrenci - Students			Öğret-men <sup>(1)</sup> Teacher <sup>(1)</sup>	Derslik Classroom	Öğrenci - Students			SR Level 3	
			Toplam Total	Erkek Male	Kadın Female			Toplam Total	Erkek Male	Kadın Female		
1 326	653	4	417	208	209	57	19	5 582	2 971	2 611	<b>Total</b>	Uşak TR334
1 320	645	4	417	208	209	57	19	5 582	2 971	2 611	City	
6	8	-	-	-	-	-	-	-	-	-	Village	
682	363	3	391	200	191	51	19	4 913	2 686	2 227	<b>Total</b>	General
682	363	3	391	200	191	51	19	4 913	2 686	2 227	City	
-	-	-	-	-	-	-	-	-	-	-	Village	
644	290	1	26	8	18	6	-	669	285	384	<b>Total</b>	Vocational and technical
638	282	1	26	8	18	6	-	669	285	384	City	
6	8	-	-	-	-	-	-	-	-	-	Village	
9 715	4 644	55	8 226	4 257	3 969	1 153	771	42 672	23 329	19 343	<b>Total</b>	Bursa TR411
9 715	4 644	55	8 226	4 257	3 969	1 153	771	42 672	23 329	19 343	City	
-	-	-	-	-	-	-	-	-	-	-	Village	
2 881	1 575	47	6 694	3 607	3 087	998	619	28 580	14 934	13 646	<b>Total</b>	General
2 881	1 575	47	6 694	3 607	3 087	998	619	28 580	14 934	13 646	City	
-	-	-	-	-	-	-	-	-	-	-	Village	
6 834	3 069	8	1 532	650	882	155	152	14 092	8 395	5 697	<b>Total</b>	Vocational and technical
6 834	3 069	8	1 532	650	882	155	152	14 092	8 395	5 697	City	
-	-	-	-	-	-	-	-	-	-	-	Village	
3 313	1 438	12	2 250	1 131	1 119	226	155	10 471	5 551	4 920	<b>Total</b>	Eskişehir TR412
3 313	1 438	12	2 250	1 131	1 119	226	155	10 471	5 551	4 920	City	
-	-	-	-	-	-	-	-	-	-	-	Village	
1 368	696	10	1 788	941	847	187	103	7 484	3 805	3 679	<b>Total</b>	General
1 368	696	10	1 788	941	847	187	103	7 484	3 805	3 679	City	
-	-	-	-	-	-	-	-	-	-	-	Village	
1 945	742	2	462	190	272	39	52	2 987	1 746	1 241	<b>Total</b>	Vocational and technical
1 945	742	2	462	190	272	39	52	2 987	1 746	1 241	City	
-	-	-	-	-	-	-	-	-	-	-	Village	
868	591	-	-	-	-	-	-	2 374	1 249	1 125	<b>Total</b>	Bilecik TR413
868	591	-	-	-	-	-	-	2 374	1 249	1 125	City	
-	-	-	-	-	-	-	-	-	-	-	Village	
296	237	-	-	-	-	-	-	2 081	1 122	959	<b>Total</b>	General
296	237	-	-	-	-	-	-	2 081	1 122	959	City	
-	-	-	-	-	-	-	-	-	-	-	Village	
572	354	-	-	-	-	-	-	293	127	166	<b>Total</b>	Vocational and technical
572	354	-	-	-	-	-	-	293	127	166	City	
-	-	-	-	-	-	-	-	-	-	-	Village	
5 784	3 059	35	5 020	2 522	2 498	677	350	36 467	20 484	15 983	<b>Total</b>	Kocaeli TR421
5 784	3 059	35	5 020	2 522	2 498	677	350	36 467	20 484	15 983	City	
-	-	-	-	-	-	-	-	-	-	-	Village	
2 243	1 328	23	2 660	1 499	1 161	432	206	22 908	12 681	10 227	<b>Total</b>	General
2 243	1 328	23	2 660	1 499	1 161	432	206	22 908	12 681	10 227	City	
-	-	-	-	-	-	-	-	-	-	-	Village	
3 541	1 731	12	2 360	1 023	1 337	245	144	13 559	7 803	5 756	<b>Total</b>	Vocational and technical
3 541	1 731	12	2 360	1 023	1 337	245	144	13 559	7 803	5 756	City	
-	-	-	-	-	-	-	-	-	-	-	Village	
3 115	1 519	17	2 705	1 308	1 397	342	236	17 999	8 853	9 146	<b>Total</b>	Sakarya TR422
3 115	1 519	17	2 705	1 308	1 397	342	236	17 999	8 853	9 146	City	
-	-	-	-	-	-	-	-	-	-	-	Village	
1 136	675	13	1 745	964	781	225	159	10 244	4 522	5 722	<b>Total</b>	General
1 136	675	13	1 745	964	781	225	159	10 244	4 522	5 722	City	
-	-	-	-	-	-	-	-	-	-	-	Village	
1 979	844	4	960	344	616	117	77	7 755	4 331	3 424	<b>Total</b>	Vocational and technical
1 979	844	4	960	344	616	117	77	7 755	4 331	3 424	City	
-	-	-	-	-	-	-	-	-	-	-	Village	
1 308	788	6	680	330	350	116	74	7 393	3 147	4 246	<b>Total</b>	Düzce TR423
1 289	778	3	414	175	239	55	55	7 393	3 147	4 246	City	
19	10	3	266	155	111	61	19	-	-	-	Village	
459	273	5	447	236	211	101	47	4 131	2 045	2 086	<b>Total</b>	General
459	273	2	181	81	100	40	28	4 131	2 045	2 086	City	
-	-	3	266	155	111	61	19	-	-	-	Village	
849	515	1	233	94	139	15	27	3 262	1 102	2 160	<b>Total</b>	Vocational and technical
830	505	1	233	94	139	15	27	3 262	1 102	2 160	City	
19	10	-	-	-	-	-	-	-	-	-	Village	

Note. The number of open education students include the active students who are new entrants or who have renewed registration as of the end of 3 semesters in 2014.

(1) Total of teachers includes permanent teaching staff.

## 2.11 İstatistikî Bölge Birimleri Sınıflaması 3. düzey, ortaöğretimde resmi ve özel ayrımında yerleşim yeri, okul, öğrenci, öğretmen ve derslik sayısı (devam)

[2014/15 Öğretim yılı başı]

İBBS 3. Düzey		Toplam - Total						Resmî			
		Öğrenci - Students				Öğretmen <sup>(1)</sup> Teacher <sup>(1)</sup>	Derslik Classroom	Öğrenci - Students			
		Okul School	Toplam Total	Erkek Male	Kadın Female			Okul School	Toplam Total	Erkek Male	Kadın Female
TR424 Bolu	<b>Toplam</b>	<b>45</b>	<b>18 743</b>	<b>9 896</b>	<b>8 847</b>	<b>1 234</b>	<b>672</b>	<b>43</b>	<b>14 930</b>	<b>7 972</b>	<b>6 958</b>
	Şehir	44	18 675	9 859	8 816	1 228	666	42	14 862	7 935	6 927
	Köy	1	68	37	31	6	6	1	68	37	31
Genel	<b>Toplam</b>	<b>15</b>	<b>8 856</b>	<b>3 984</b>	<b>4 872</b>	<b>473</b>	<b>258</b>	<b>14</b>	<b>6 138</b>	<b>2 657</b>	<b>3 481</b>
	Şehir	15	8 856	3 984	4 872	473	258	14	6 138	2 657	3 481
	Köy	-	-	-	-	-	-	-	-	-	-
Mesleki ve teknik	<b>Toplam</b>	<b>30</b>	<b>9 887</b>	<b>5 912</b>	<b>3 975</b>	<b>761</b>	<b>414</b>	<b>29</b>	<b>8 792</b>	<b>5 315</b>	<b>3 477</b>
	Şehir	29	9 819	5 875	3 944	755	408	28	8 724	5 278	3 446
	Köy	1	68	37	31	6	6	1	68	37	31
TR425 Yalova	<b>Toplam</b>	<b>29</b>	<b>15 554</b>	<b>8 120</b>	<b>7 434</b>	<b>969</b>	<b>448</b>	<b>25</b>	<b>11 198</b>	<b>5 860</b>	<b>5 338</b>
	Şehir	25	13 566	6 852	6 714	834	379	21	9 210	4 592	4 618
	Köy	4	1 988	1 268	720	135	69	4	1 988	1 268	720
Genel	<b>Toplam</b>	<b>12</b>	<b>8 472</b>	<b>4 270</b>	<b>4 202</b>	<b>388</b>	<b>242</b>	<b>9</b>	<b>5 194</b>	<b>2 497</b>	<b>2 697</b>
	Şehir	10	7 305	3 725	3 580	308	197	7	4 027	1 952	2 075
	Köy	2	1 167	545	622	80	45	2	1 167	545	622
Mesleki ve teknik	<b>Toplam</b>	<b>17</b>	<b>7 082</b>	<b>3 850</b>	<b>3 232</b>	<b>581</b>	<b>206</b>	<b>16</b>	<b>6 004</b>	<b>3 363</b>	<b>2 641</b>
	Şehir	15	6 261	3 127	3 134	526	182	14	5 183	2 640	2 543
	Köy	2	821	723	98	55	24	2	821	723	98
TR510 Ankara	<b>Toplam</b>	<b>550</b>	<b>365 326</b>	<b>190 876</b>	<b>174 450</b>	<b>23 386</b>	<b>9 814</b>	<b>372</b>	<b>250 903</b>	<b>126 789</b>	<b>124 114</b>
	Şehir	550	365 326	190 876	174 450	23 386	9 814	372	250 903	126 789	124 114
	Köy	-	-	-	-	-	-	-	-	-	-
Genel	<b>Toplam</b>	<b>274</b>	<b>198 067</b>	<b>100 694</b>	<b>97 373</b>	<b>10 077</b>	<b>5 123</b>	<b>147</b>	<b>109 963</b>	<b>50 759</b>	<b>59 204</b>
	Şehir	274	198 067	100 694	97 373	10 077	5 123	147	109 963	50 759	59 204
	Köy	-	-	-	-	-	-	-	-	-	-
Mesleki ve teknik	<b>Toplam</b>	<b>276</b>	<b>167 259</b>	<b>90 182</b>	<b>77 077</b>	<b>13 309</b>	<b>4 691</b>	<b>225</b>	<b>140 940</b>	<b>76 030</b>	<b>64 910</b>
	Şehir	276	167 259	90 182	77 077	13 309	4 691	225	140 940	76 030	64 910
	Köy	-	-	-	-	-	-	-	-	-	-
TR521 Konya	<b>Toplam</b>	<b>276</b>	<b>159 067</b>	<b>81 776</b>	<b>77 291</b>	<b>8 146</b>	<b>3 641</b>	<b>244</b>	<b>107 834</b>	<b>54 075</b>	<b>53 759</b>
	Şehir	276	159 067	81 776	77 291	8 146	3 641	244	107 834	54 075	53 759
	Köy	-	-	-	-	-	-	-	-	-	-
Genel	<b>Toplam</b>	<b>92</b>	<b>72 812</b>	<b>38 738</b>	<b>34 074</b>	<b>2 594</b>	<b>1 275</b>	<b>67</b>	<b>33 750</b>	<b>15 832</b>	<b>17 918</b>
	Şehir	92	72 812	38 738	34 074	2 594	1 275	67	33 750	15 832	17 918
	Köy	-	-	-	-	-	-	-	-	-	-
Mesleki ve teknik	<b>Toplam</b>	<b>184</b>	<b>86 255</b>	<b>43 038</b>	<b>43 217</b>	<b>5 552</b>	<b>2 366</b>	<b>177</b>	<b>74 084</b>	<b>38 243</b>	<b>35 841</b>
	Şehir	184	86 255	43 038	43 217	5 552	2 366	177	74 084	38 243	35 841
	Köy	-	-	-	-	-	-	-	-	-	-
TR522 Karaman	<b>Toplam</b>	<b>41</b>	<b>20 143</b>	<b>10 134</b>	<b>10 009</b>	<b>965</b>	<b>685</b>	<b>41</b>	<b>15 135</b>	<b>7 540</b>	<b>7 595</b>
	Şehir	37	19 784	9 983	9 801	939	646	37	14 776	7 389	7 387
	Köy	4	359	151	208	26	39	4	359	151	208
Genel	<b>Toplam</b>	<b>17</b>	<b>11 106</b>	<b>5 458</b>	<b>5 648</b>	<b>469</b>	<b>323</b>	<b>17</b>	<b>7 023</b>	<b>3 169</b>	<b>3 854</b>
	Şehir	17	11 106	5 458	5 648	469	323	17	7 023	3 169	3 854
	Köy	-	-	-	-	-	-	-	-	-	-
Mesleki ve teknik	<b>Toplam</b>	<b>24</b>	<b>9 037</b>	<b>4 676</b>	<b>4 361</b>	<b>496</b>	<b>362</b>	<b>24</b>	<b>8 112</b>	<b>4 371</b>	<b>3 741</b>
	Şehir	20	8 678	4 525	4 153	470	323	20	7 753	4 220	3 533
	Köy	4	359	151	208	26	39	4	359	151	208
TR611 Antalya	<b>Toplam</b>	<b>247</b>	<b>157 558</b>	<b>81 403</b>	<b>76 155</b>	<b>8 341</b>	<b>4 393</b>	<b>187</b>	<b>106 154</b>	<b>53 708</b>	<b>52 446</b>
	Şehir	247	157 558	81 403	76 155	8 341	4 393	187	106 154	53 708	52 446
	Köy	-	-	-	-	-	-	-	-	-	-
Genel	<b>Toplam</b>	<b>125</b>	<b>93 435</b>	<b>48 088</b>	<b>45 347</b>	<b>4 183</b>	<b>2 282</b>	<b>80</b>	<b>51 770</b>	<b>23 808</b>	<b>27 962</b>
	Şehir	125	93 435	48 088	45 347	4 183	2 282	80	51 770	23 808	27 962
	Köy	-	-	-	-	-	-	-	-	-	-
Mesleki ve teknik	<b>Toplam</b>	<b>122</b>	<b>64 123</b>	<b>33 315</b>	<b>30 808</b>	<b>4 158</b>	<b>2 111</b>	<b>107</b>	<b>54 384</b>	<b>29 900</b>	<b>24 484</b>
	Şehir	122	64 123	33 315	30 808	4 158	2 111	107	54 384	29 900	24 484
	Köy	-	-	-	-	-	-	-	-	-	-
TR612 Isparta	<b>Toplam</b>	<b>84</b>	<b>29 181</b>	<b>14 896</b>	<b>14 285</b>	<b>2 340</b>	<b>1 201</b>	<b>73</b>	<b>22 569</b>	<b>11 350</b>	<b>11 219</b>
	Şehir	83	28 982	14 785	14 197	2 322	1 179	72	22 370	11 239	11 131
	Köy	1	199	111	88	18	22	1	199	111	88
Genel	<b>Toplam</b>	<b>33</b>	<b>14 663</b>	<b>7 156</b>	<b>7 507</b>	<b>911</b>	<b>501</b>	<b>26</b>	<b>9 865</b>	<b>4 467</b>	<b>5 398</b>
	Şehir	32	14 464	7 045	7 419	893	479	25	9 666	4 356	5 310
	Köy	1	199	111	88	18	22	1	199	111	88
Mesleki ve teknik	<b>Toplam</b>	<b>51</b>	<b>14 518</b>	<b>7 740</b>	<b>6 778</b>	<b>1 429</b>	<b>700</b>	<b>47</b>	<b>12 704</b>	<b>6 883</b>	<b>5 821</b>
	Şehir	51	14 518	7 740	6 778	1 429	700	47	12 704	6 883	5 821
	Köy	-	-	-	-	-	-	-	-	-	-

Not. Açıköğretim öğrenci sayıları 2014 yılı içerisinde 3 dönem sonu itibarıyla yeni kayıt yaptıran ve kayıt yenileyen aktif öğrencileri kapsar.

(1) Toplam öğretmen, kadrolu öğretmenleri kapsar.

2.11. Number of schools, students, teachers and classrooms in public and private secondary education institutions by settlement place according to Statistical Regions Level 3 (continued)

[Beginning of the educational year 2014/15]

Public		Özel - Private						Açıköğretim İlisesi Open secondary education			SR Level 3	
Öğret-men <sup>(1)</sup> Teacher <sup>(1)</sup>	Derslik Classroom	Okul School	Öğrenci - Students			Öğret-men <sup>(1)</sup> Teacher <sup>(1)</sup>	Derslik Classroom	Öğrenci - Students				
			Toplam Total	Erkek Male	Kadın Female			Toplam Total	Erkek Male	Kadın Female		
1 198	660	2	73	31	42	36	12	3 740	1 893	1 847	<b>Total</b>	Bolu TR424
1 192	654	2	73	31	42	36	12	3 740	1 893	1 847	City	
6	6	-	-	-	-	-	-	-	-	-	Village	
453	253	1	18	9	9	20	5	2 700	1 318	1 382	<b>Total</b>	General
453	253	1	18	9	9	20	5	2 700	1 318	1 382	City	
-	-	-	-	-	-	-	-	-	-	-	Village	
745	407	1	55	22	33	16	7	1 040	575	465	<b>Total</b>	Vocational and technical
739	401	1	55	22	33	16	7	1 040	575	465	City	
6	6	-	-	-	-	-	-	-	-	-	Village	
906	393	4	407	204	203	63	55	3 949	2 056	1 893	<b>Total</b>	Yalova TR425
771	324	4	407	204	203	63	55	3 949	2 056	1 893	City	
135	69	-	-	-	-	-	-	-	-	-	Village	
345	187	3	279	159	120	43	55	2 999	1 614	1 385	<b>Total</b>	General
265	142	3	279	159	120	43	55	2 999	1 614	1 385	City	
80	45	-	-	-	-	-	-	-	-	-	Village	
561	206	1	128	45	83	20	-	950	442	508	<b>Total</b>	Vocational and technical
506	182	1	128	45	83	20	-	950	442	508	City	
55	24	-	-	-	-	-	-	-	-	-	Village	
19 597	7 548	178	29 778	15 587	14 191	3 789	2 266	84 645	48 500	36 145	<b>Total</b>	Ankara TR510
19 597	7 548	178	29 778	15 587	14 191	3 789	2 266	84 645	48 500	36 145	City	
-	-	-	-	-	-	-	-	-	-	-	Village	
7 300	3 430	127	20 562	10 847	9 715	2 777	1 693	67 542	39 088	28 454	<b>Total</b>	General
7 300	3 430	127	20 562	10 847	9 715	2 777	1 693	67 542	39 088	28 454	City	
-	-	-	-	-	-	-	-	-	-	-	Village	
12 297	4 118	51	9 216	4 740	4 476	1 012	573	17 103	9 412	7 691	<b>Total</b>	Vocational and technical
12 297	4 118	51	9 216	4 740	4 476	1 012	573	17 103	9 412	7 691	City	
-	-	-	-	-	-	-	-	-	-	-	Village	
7 538	3 342	32	5 630	2 867	2 763	608	299	45 603	24 834	20 769	<b>Total</b>	Konya TR521
7 538	3 342	32	5 630	2 867	2 763	608	299	45 603	24 834	20 769	City	
-	-	-	-	-	-	-	-	-	-	-	Village	
2 140	1 045	25	4 056	2 161	1 895	454	230	35 006	20 745	14 261	<b>Total</b>	General
2 140	1 045	25	4 056	2 161	1 895	454	230	35 006	20 745	14 261	City	
-	-	-	-	-	-	-	-	-	-	-	Village	
5 398	2 297	7	1 574	706	868	154	69	10 597	4 089	6 508	<b>Total</b>	Vocational and technical
5 398	2 297	7	1 574	706	868	154	69	10 597	4 089	6 508	City	
-	-	-	-	-	-	-	-	-	-	-	Village	
965	685	-	-	-	-	-	-	5 008	2 594	2 414	<b>Total</b>	Karaman TR522
939	646	-	-	-	-	-	-	5 008	2 594	2 414	City	
26	39	-	-	-	-	-	-	-	-	-	Village	
469	323	-	-	-	-	-	-	4 083	2 289	1 794	<b>Total</b>	General
469	323	-	-	-	-	-	-	4 083	2 289	1 794	City	
-	-	-	-	-	-	-	-	-	-	-	Village	
496	362	-	-	-	-	-	-	925	305	620	<b>Total</b>	Vocational and technical
470	323	-	-	-	-	-	-	925	305	620	City	
26	39	-	-	-	-	-	-	-	-	-	Village	
7 216	3 690	60	7 441	3 612	3 829	1 125	703	43 963	24 083	19 880	<b>Total</b>	Antalya TR611
7 216	3 690	60	7 441	3 612	3 829	1 125	703	43 963	24 083	19 880	City	
-	-	-	-	-	-	-	-	-	-	-	Village	
3 272	1 789	45	5 434	2 734	2 700	911	493	36 231	21 546	14 685	<b>Total</b>	General
3 272	1 789	45	5 434	2 734	2 700	911	493	36 231	21 546	14 685	City	
-	-	-	-	-	-	-	-	-	-	-	Village	
3 944	1 901	15	2 007	878	1 129	214	210	7 732	2 537	5 195	<b>Total</b>	Vocational and technical
3 944	1 901	15	2 007	878	1 129	214	210	7 732	2 537	5 195	City	
-	-	-	-	-	-	-	-	-	-	-	Village	
2 160	1 105	11	884	447	437	180	96	5 728	3 099	2 629	<b>Total</b>	Isparta TR612
2 142	1 083	11	884	447	437	180	96	5 728	3 099	2 629	City	
18	22	-	-	-	-	-	-	-	-	-	Village	
795	447	7	565	283	282	116	54	4 233	2 406	1 827	<b>Total</b>	General
777	425	7	565	283	282	116	54	4 233	2 406	1 827	City	
18	22	-	-	-	-	-	-	-	-	-	Village	
1 365	658	4	319	164	155	64	42	1 495	693	802	<b>Total</b>	Vocational and technical
1 365	658	4	319	164	155	64	42	1 495	693	802	City	
-	-	-	-	-	-	-	-	-	-	-	Village	

Note. The number of open education students include the active students who are new entrants or who have renewed registration as of the end of 3 semesters in 2014.

(1) Total of teachers includes permanent teaching staff.

## 2.11 İstatistikî Bölge Birimleri Sınıflaması 3. düzey, ortaöğretimde resmi ve özel ayırımında yerleşim yeri, okul, öğrenci, öğretmen ve derslik sayısı (devam)

[2014/15 Öğretim yılı başı]

İBBS 3. Düzey		Toplam - Total						Resmi			
		Öğrenci - Students				Öğretmen <sup>(1)</sup> Teacher <sup>(1)</sup>	Derslik Classroom	Öğrenci - Students			
		Okul School	Toplam Total	Erkek Male	Kadın Female			Okul School	Toplam Total	Erkek Male	Kadın Female
TR613 Burdur	Toplam	48	16 100	8 200	7 900	1 147	662	46	13 091	6 611	6 480
	Şehir	45	15 862	8 084	7 778	1 120	637	43	12 853	6 495	6 358
	Köy	3	238	116	122	27	25	3	238	116	122
Genel	Toplam	20	8 711	4 047	4 664	492	296	19	6 402	2 749	3 653
	Şehir	19	8 584	3 997	4 587	474	287	18	6 275	2 699	3 576
	Köy	1	127	50	77	18	9	1	127	50	77
Mesleki ve teknik	Toplam	28	7 389	4 153	3 236	655	366	27	6 689	3 862	2 827
	Şehir	26	7 278	4 087	3 191	646	350	25	6 578	3 796	2 782
	Köy	2	111	66	45	9	16	2	111	66	45
TR621 Adana	Toplam	223	188 282	101 324	86 958	8 463	3 939	173	117 714	60 467	57 247
	Şehir	223	188 282	101 324	86 958	8 463	3 939	173	117 714	60 467	57 247
	Köy	-	-	-	-	-	-	-	-	-	-
Genel	Toplam	121	110 728	56 724	54 004	4 252	2 195	89	62 164	28 594	33 570
	Şehir	121	110 728	56 724	54 004	4 252	2 195	89	62 164	28 594	33 570
	Köy	-	-	-	-	-	-	-	-	-	-
Mesleki ve teknik	Toplam	102	77 554	44 600	32 954	4 211	1 744	84	55 550	31 873	23 677
	Şehir	102	77 554	44 600	32 954	4 211	1 744	84	55 550	31 873	23 677
	Köy	-	-	-	-	-	-	-	-	-	-
TR622 Mersin	Toplam	193	128 486	66 083	62 403	7 341	3 610	148	93 446	47 475	45 971
	Şehir	193	128 486	66 083	62 403	7 341	3 610	148	93 446	47 475	45 971
	Köy	-	-	-	-	-	-	-	-	-	-
Genel	Toplam	88	66 707	32 497	34 210	3 121	1 708	59	42 097	19 352	22 745
	Şehir	88	66 707	32 497	34 210	3 121	1 708	59	42 097	19 352	22 745
	Köy	-	-	-	-	-	-	-	-	-	-
Mesleki ve teknik	Toplam	105	61 779	33 586	28 193	4 220	1 902	89	51 349	28 123	23 226
	Şehir	105	61 779	33 586	28 193	4 220	1 902	89	51 349	28 123	23 226
	Köy	-	-	-	-	-	-	-	-	-	-
TR631 Hatay	Toplam	156	119 764	62 137	57 627	5 188	2 700	125	86 627	45 079	41 548
	Şehir	156	119 764	62 137	57 627	5 188	2 700	125	86 627	45 079	41 548
	Köy	-	-	-	-	-	-	-	-	-	-
Genel	Toplam	76	58 535	29 186	29 349	2 250	1 304	55	34 708	15 758	18 950
	Şehir	76	58 535	29 186	29 349	2 250	1 304	55	34 708	15 758	18 950
	Köy	-	-	-	-	-	-	-	-	-	-
Mesleki ve teknik	Toplam	80	61 229	32 951	28 278	2 938	1 396	70	51 919	29 321	22 598
	Şehir	80	61 229	32 951	28 278	2 938	1 396	70	51 919	29 321	22 598
	Köy	-	-	-	-	-	-	-	-	-	-
TR632 Kahramanmaraş	Toplam	127	82 574	43 852	38 722	4 061	1 959	110	62 185	32 431	29 754
	Şehir	127	82 574	43 852	38 722	4 061	1 959	110	62 185	32 431	29 754
	Köy	-	-	-	-	-	-	-	-	-	-
Genel	Toplam	43	37 410	19 740	17 670	1 348	713	32	21 297	10 426	10 871
	Şehir	43	37 410	19 740	17 670	1 348	713	32	21 297	10 426	10 871
	Köy	-	-	-	-	-	-	-	-	-	-
Mesleki ve teknik	Toplam	84	45 164	24 112	21 052	2 713	1 246	78	40 888	22 005	18 883
	Şehir	84	45 164	24 112	21 052	2 713	1 246	78	40 888	22 005	18 883
	Köy	-	-	-	-	-	-	-	-	-	-
TR633 Osmaniye	Toplam	70	41 619	21 423	20 196	2 310	1 177	56	32 866	16 721	16 145
	Şehir	68	41 250	21 216	20 034	2 285	1 161	54	32 497	16 514	15 983
	Köy	2	369	207	162	25	16	2	369	207	162
Genel	Toplam	30	19 340	9 379	9 961	977	556	24	13 866	6 407	7 459
	Şehir	30	19 340	9 379	9 961	977	556	24	13 866	6 407	7 459
	Köy	-	-	-	-	-	-	-	-	-	-
Mesleki ve teknik	Toplam	40	22 279	12 044	10 235	1 333	621	32	19 000	10 314	8 686
	Şehir	38	21 910	11 837	10 073	1 308	605	30	18 631	10 107	8 524
	Köy	2	369	207	162	25	16	2	369	207	162
TR711 Kırıkkale	Toplam	53	20 853	10 871	9 982	1 429	781	45	15 298	7 721	7 577
	Şehir	50	20 341	10 643	9 698	1 381	765	43	14 981	7 593	7 388
	Köy	3	512	228	284	48	16	2	317	128	189
Genel	Toplam	20	9 460	4 413	5 047	541	323	15	6 059	2 726	3 333
	Şehir	20	9 460	4 413	5 047	541	323	15	6 059	2 726	3 333
	Köy	-	-	-	-	-	-	-	-	-	-
Mesleki ve teknik	Toplam	33	11 393	6 458	4 935	888	458	30	9 239	4 995	4 244
	Şehir	30	10 881	6 230	4 651	840	442	28	8 922	4 867	4 055
	Köy	3	512	228	284	48	16	2	317	128	189

Not. Açıköğretim öğrenci sayıları 2014 yılı içerisinde 3 dönem sonu itibarıyla yeni kayıt yaptıran ve kayıt yenileyen aktif öğrencileri kapsar.

(1) Toplam öğretmen, kadrolu öğretmenleri kapsar.

2.11. Number of schools, students, teachers and classrooms in public and private secondary education institutions by settlement place according to Statistical Regions Level 3 (continued)

[Beginning of the educational year 2014/15]

Public		Özel - Private				Açıköğretim İlisesi Open secondary education					SR Level 3	
Öğret-men <sup>(1)</sup> Teacher <sup>(1)</sup>	Derslik Classroom	Okul School	Öğrenci - Students			Öğret-men <sup>(1)</sup> Teacher <sup>(1)</sup>	Derslik Classroom	Öğrenci - Students				
			Toplam Total	Erkek Male	Kadın Female			Toplam Total	Erkek Male	Kadın Female		
1 110	627	2	239	110	129	37	35	2 770	1 479	1 291	Total	Burdur TR613
1 083	602	2	239	110	129	37	35	2 770	1 479	1 291	City	
27	25	-	-	-	-	-	-	-	-	-	Village	
476	275	1	68	32	36	16	21	2 241	1 266	975	Total	General
458	266	1	68	32	36	16	21	2 241	1 266	975	City	
18	9	-	-	-	-	-	-	-	-	-	Village	
634	352	1	171	78	93	21	14	529	213	316	Total	Vocational and technical
625	336	1	171	78	93	21	14	529	213	316	City	
9	16	-	-	-	-	-	-	-	-	-	Village	
7 472	3 308	50	9 618	5 426	4 192	991	631	60 950	35 431	25 519	Total	Adana TR621
7 472	3 308	50	9 618	5 426	4 192	991	631	60 950	35 431	25 519	City	
-	-	-	-	-	-	-	-	-	-	-	Village	
3 689	1 848	32	4 523	2 458	2 065	563	347	44 041	25 672	18 369	Total	General
3 689	1 848	32	4 523	2 458	2 065	563	347	44 041	25 672	18 369	City	
-	-	-	-	-	-	-	-	-	-	-	Village	
3 783	1 460	18	5 095	2 968	2 127	428	284	16 909	9 759	7 150	Total	Vocational and technical
3 783	1 460	18	5 095	2 968	2 127	428	284	16 909	9 759	7 150	City	
-	-	-	-	-	-	-	-	-	-	-	Village	
6 529	3 085	45	6 343	3 266	3 077	812	525	28 697	15 342	13 355	Total	Mersin TR622
6 529	3 085	45	6 343	3 266	3 077	812	525	28 697	15 342	13 355	City	
-	-	-	-	-	-	-	-	-	-	-	Village	
2 580	1 406	29	3 556	1 844	1 712	541	302	21 054	11 301	9 753	Total	General
2 580	1 406	29	3 556	1 844	1 712	541	302	21 054	11 301	9 753	City	
-	-	-	-	-	-	-	-	-	-	-	Village	
3 949	1 679	16	2 787	1 422	1 365	271	223	7 643	4 041	3 602	Total	Vocational and technical
3 949	1 679	16	2 787	1 422	1 365	271	223	7 643	4 041	3 602	City	
-	-	-	-	-	-	-	-	-	-	-	Village	
4 725	2 374	31	3 802	2 067	1 735	463	326	29 335	14 991	14 344	Total	Hatay TR631
4 725	2 374	31	3 802	2 067	1 735	463	326	29 335	14 991	14 344	City	
-	-	-	-	-	-	-	-	-	-	-	Village	
1 908	1 108	21	2 574	1 452	1 122	342	196	21 253	11 976	9 277	Total	General
1 908	1 108	21	2 574	1 452	1 122	342	196	21 253	11 976	9 277	City	
-	-	-	-	-	-	-	-	-	-	-	Village	
2 817	1 266	10	1 228	615	613	121	130	8 082	3 015	5 067	Total	Vocational and technical
2 817	1 266	10	1 228	615	613	121	130	8 082	3 015	5 067	City	
-	-	-	-	-	-	-	-	-	-	-	Village	
3 798	1 800	17	2 404	1 269	1 135	263	159	17 985	10 152	7 833	Total	Kahramanmaraş TR632
3 798	1 800	17	2 404	1 269	1 135	263	159	17 985	10 152	7 833	City	
-	-	-	-	-	-	-	-	-	-	-	Village	
1 162	640	11	1 666	898	768	186	73	14 447	8 416	6 031	Total	General
1 162	640	11	1 666	898	768	186	73	14 447	8 416	6 031	City	
-	-	-	-	-	-	-	-	-	-	-	Village	
2 636	1 160	6	738	371	367	77	86	3 538	1 736	1 802	Total	Vocational and technical
2 636	1 160	6	738	371	367	77	86	3 538	1 736	1 802	City	
-	-	-	-	-	-	-	-	-	-	-	Village	
2 071	1 055	14	1 496	777	719	239	122	7 257	3 925	3 332	Total	Osmaniye TR633
2 046	1 039	14	1 496	777	719	239	122	7 257	3 925	3 332	City	
25	16	-	-	-	-	-	-	-	-	-	Village	
848	499	6	665	340	325	129	57	4 809	2 632	2 177	Total	General
848	499	6	665	340	325	129	57	4 809	2 632	2 177	City	
-	-	-	-	-	-	-	-	-	-	-	Village	
1 223	556	8	831	437	394	110	65	2 448	1 293	1 155	Total	Vocational and technical
1 198	540	8	831	437	394	110	65	2 448	1 293	1 155	City	
25	16	-	-	-	-	-	-	-	-	-	Village	
1 258	762	8	1 308	724	584	171	19	4 247	2 426	1 821	Total	Kırıkkale TR711
1 234	746	7	1 113	624	489	147	19	4 247	2 426	1 821	City	
24	16	1	195	100	95	24	-	-	-	-	Village	
451	318	5	681	395	286	90	5	2 720	1 292	1 428	Total	General
451	318	5	681	395	286	90	5	2 720	1 292	1 428	City	
-	-	-	-	-	-	-	-	-	-	-	Village	
807	444	3	627	329	298	81	14	1 527	1 134	393	Total	Vocational and technical
783	428	2	432	229	203	57	14	1 527	1 134	393	City	
24	16	1	195	100	95	24	-	-	-	-	Village	

Note. The number of open education students include the active students who are new entrants or who have renewed registration as of the end of 3 semesters in 2014.

(1) Total of teachers includes permanent teaching staff.

## 2.11 İstatistikî Bölge Birimleri Sınıflaması 3. düzey, ortaöğretimde resmi ve özel ayrımında yerleşim yeri, okul, öğrenci, öğretmen ve derslik sayısı (devam)

[2014/15 Öğretim yılı başı]

İBBS 3. Düzey		Toplam - Total						Resmî			
		Öğrenci - Students				Öğretmen <sup>(1)</sup> Teacher	Derslik Classroom	Öğrenci - Students			
		Okul School	Toplam Total	Erkek Male	Kadın Female			Okul School	Toplam Total	Erkek Male	Kadın Female
TR712 Aksaray	<b>Toplam</b>	<b>60</b>	<b>27 480</b>	<b>13 962</b>	<b>13 518</b>	<b>1 406</b>	<b>817</b>	<b>53</b>	<b>18 845</b>	<b>9 271</b>	<b>9 574</b>
	Şehir	44	25 548	13 056	12 492	1 256	692	37	16 913	8 365	8 548
	Köy	16	1 932	906	1 026	150	125	16	1 932	906	1 026
Genel	<b>Toplam</b>	<b>23</b>	<b>14 760</b>	<b>7 285</b>	<b>7 475</b>	<b>563</b>	<b>327</b>	<b>19</b>	<b>7 712</b>	<b>3 260</b>	<b>4 452</b>
	Şehir	22	14 489	7 158	7 331	549	317	18	7 441	3 133	4 308
	Köy	1	271	127	144	14	10	1	271	127	144
Mesleki ve teknik	<b>Toplam</b>	<b>37</b>	<b>12 720</b>	<b>6 677</b>	<b>6 043</b>	<b>843</b>	<b>490</b>	<b>34</b>	<b>11 133</b>	<b>6 011</b>	<b>5 122</b>
	Şehir	22	11 059	5 898	5 161	707	375	19	9 472	5 232	4 240
	Köy	15	1 661	779	882	136	115	15	1 661	779	882
TR713 Niğde	<b>Toplam</b>	<b>52</b>	<b>24 586</b>	<b>12 630</b>	<b>11 956</b>	<b>1 523</b>	<b>817</b>	<b>47</b>	<b>19 008</b>	<b>9 593</b>	<b>9 415</b>
	Şehir	45	23 441	12 021	11 420	1 430	744	40	17 863	8 984	8 879
	Köy	7	1 145	609	536	93	73	7	1 145	609	536
Genel	<b>Toplam</b>	<b>21</b>	<b>12 560</b>	<b>6 104</b>	<b>6 456</b>	<b>604</b>	<b>346</b>	<b>18</b>	<b>7 883</b>	<b>3 397</b>	<b>4 486</b>
	Şehir	21	12 560	6 104	6 456	604	346	18	7 883	3 397	4 486
	Köy	-	-	-	-	-	-	-	-	-	-
Mesleki ve teknik	<b>Toplam</b>	<b>31</b>	<b>12 026</b>	<b>6 526</b>	<b>5 500</b>	<b>919</b>	<b>471</b>	<b>29</b>	<b>11 125</b>	<b>6 196</b>	<b>4 929</b>
	Şehir	24	10 881	5 917	4 964	826	398	22	9 980	5 587	4 393
	Köy	7	1 145	609	536	93	73	7	1 145	609	536
TR714 Nevşehir	<b>Toplam</b>	<b>53</b>	<b>19 300</b>	<b>9 847</b>	<b>9 453</b>	<b>1 216</b>	<b>673</b>	<b>44</b>	<b>14 180</b>	<b>7 040</b>	<b>7 140</b>
	Şehir	47	18 620	9 468	9 152	1 169	626	40	13 821	6 832	6 989
	Köy	6	680	379	301	47	47	4	359	208	151
Genel	<b>Toplam</b>	<b>23</b>	<b>10 412</b>	<b>5 219</b>	<b>5 193</b>	<b>480</b>	<b>333</b>	<b>17</b>	<b>6 033</b>	<b>2 684</b>	<b>3 349</b>
	Şehir	18	9 851	4 931	4 920	443	296	14	5 793	2 567	3 226
	Köy	5	561	288	273	37	37	3	240	117	123
Mesleki ve teknik	<b>Toplam</b>	<b>30</b>	<b>8 888</b>	<b>4 628</b>	<b>4 260</b>	<b>736</b>	<b>340</b>	<b>27</b>	<b>8 147</b>	<b>4 356</b>	<b>3 791</b>
	Şehir	29	8 769	4 537	4 232	726	330	26	8 028	4 265	3 763
	Köy	1	119	91	28	10	10	1	119	91	28
TR715 Kırşehir	<b>Toplam</b>	<b>44</b>	<b>16 445</b>	<b>8 722</b>	<b>7 723</b>	<b>1 196</b>	<b>628</b>	<b>40</b>	<b>13 449</b>	<b>6 994</b>	<b>6 455</b>
	Şehir	44	16 445	8 722	7 723	1 196	628	40	13 449	6 994	6 455
	Köy	-	-	-	-	-	-	-	-	-	-
Genel	<b>Toplam</b>	<b>18</b>	<b>8 734</b>	<b>4 353</b>	<b>4 381</b>	<b>487</b>	<b>275</b>	<b>17</b>	<b>6 427</b>	<b>3 011</b>	<b>3 416</b>
	Şehir	18	8 734	4 353	4 381	487	275	17	6 427	3 011	3 416
	Köy	-	-	-	-	-	-	-	-	-	-
Mesleki ve teknik	<b>Toplam</b>	<b>26</b>	<b>7 711</b>	<b>4 369</b>	<b>3 342</b>	<b>709</b>	<b>353</b>	<b>23</b>	<b>7 022</b>	<b>3 983</b>	<b>3 039</b>
	Şehir	26	7 711	4 369	3 342	709	353	23	7 022	3 983	3 039
	Köy	-	-	-	-	-	-	-	-	-	-
TR721 Kayseri	<b>Toplam</b>	<b>166</b>	<b>104 094</b>	<b>54 333</b>	<b>49 761</b>	<b>5 669</b>	<b>3 004</b>	<b>142</b>	<b>72 746</b>	<b>36 376</b>	<b>36 370</b>
	Şehir	166	104 094	54 333	49 761	5 669	3 004	142	72 746	36 376	36 370
	Köy	-	-	-	-	-	-	-	-	-	-
Genel	<b>Toplam</b>	<b>68</b>	<b>53 599</b>	<b>27 162</b>	<b>26 437</b>	<b>2 176</b>	<b>1 203</b>	<b>51</b>	<b>29 820</b>	<b>13 349</b>	<b>16 471</b>
	Şehir	68	53 599	27 162	26 437	2 176	1 203	51	29 820	13 349	16 471
	Köy	-	-	-	-	-	-	-	-	-	-
Mesleki ve teknik	<b>Toplam</b>	<b>98</b>	<b>50 495</b>	<b>27 171</b>	<b>23 324</b>	<b>3 493</b>	<b>1 801</b>	<b>91</b>	<b>42 926</b>	<b>23 027</b>	<b>19 899</b>
	Şehir	98	50 495	27 171	23 324	3 493	1 801	91	42 926	23 027	19 899
	Köy	-	-	-	-	-	-	-	-	-	-
TR722 Sivas	<b>Toplam</b>	<b>107</b>	<b>48 606</b>	<b>26 109</b>	<b>22 497</b>	<b>2 917</b>	<b>1 656</b>	<b>90</b>	<b>35 034</b>	<b>18 210</b>	<b>16 824</b>
	Şehir	101	47 758	25 643	22 115	2 837	1 587	84	34 186	17 744	16 442
	Köy	6	848	466	382	80	69	6	848	466	382
Genel	<b>Toplam</b>	<b>42</b>	<b>24 822</b>	<b>12 648</b>	<b>12 174</b>	<b>1 194</b>	<b>654</b>	<b>32</b>	<b>14 034</b>	<b>6 393</b>	<b>7 641</b>
	Şehir	41	24 625	12 565	12 060	1 174	643	31	13 837	6 310	7 527
	Köy	1	197	83	114	20	11	1	197	83	114
Mesleki ve teknik	<b>Toplam</b>	<b>65</b>	<b>23 784</b>	<b>13 461</b>	<b>10 323</b>	<b>1 723</b>	<b>1 002</b>	<b>58</b>	<b>21 000</b>	<b>11 817</b>	<b>9 183</b>
	Şehir	60	23 133	13 078	10 055	1 663	944	53	20 349	11 434	8 915
	Köy	5	651	383	268	60	58	5	651	383	268
TR723 Yozgat	<b>Toplam</b>	<b>88</b>	<b>32 799</b>	<b>16 887</b>	<b>15 912 #</b>	<b>2 006</b>	<b>1 301</b>	<b>86 #</b>	<b>24 711</b>	<b>12 555</b>	<b>12 156</b>
	Şehir	80	32 093	16 486	15 607 #	1 920	1 235	78 #	24 005	12 154	11 851
	Köy	8	706	401	305 #	86	66	8 #	706	401	305
Genel	<b>Toplam</b>	<b>30</b>	<b>16 748</b>	<b>8 252</b>	<b>8 496</b>	<b>738</b>	<b>460</b>	<b>30</b>	<b>10 275</b>	<b>4 536</b>	<b>5 739</b>
	Şehir	30	16 748	8 252	8 496	738	460	30	10 275	4 536	5 739
	Köy	-	-	-	-	-	-	-	-	-	-
Mesleki ve teknik	<b>Toplam</b>	<b>58</b>	<b>16 051</b>	<b>8 635</b>	<b>7 416</b>	<b>1 268</b>	<b>841</b>	<b>56</b>	<b>14 436</b>	<b>8 019</b>	<b>6 417</b>
	Şehir	50	15 345	8 234	7 111	1 182	775	48	13 730	7 618	6 112
	Köy	8	706	401	305	86	66	8	706	401	305

Not. Açıköğretim öğrenci sayıları 2014 yılı içerisinde 3 dönem sonu itibarıyla yeni kayıt yaptıran ve kayıt yenileyen aktif öğrencileri kapsar.

(1) Toplam öğretmen, kadrolu öğretmenleri kapsar.

2.11. Number of schools, students, teachers and classrooms in public and private secondary education institutions by settlement place according to Statistical Regions Level 3 (continued)

[Beginning of the educational year 2014/15]

Public			Özel - Private			Açıköğretim lisesi Open secondary education						
Öğret-men <sup>(1)</sup> Teacher <sup>(1)</sup>	Derslik Classroom	Okul School	Öğrenci - Students			Öğret-men <sup>(1)</sup> Teacher <sup>(1)</sup>	Derslik Classroom	Öğrenci - Students			SR Level 3	
			Toplam Total	Erkek Male	Kadın Female			Toplam Total	Erkek Male	Kadın Female		
1 305	757	7	688	368	320	101	60	7 947	4 323	3 624	<b>Total</b>	Aksaray TR712
1 155	632	7	688	368	320	101	60	7 947	4 323	3 624		City
150	125	-	-	-	-	-	-	-	-	-		Village
506	310	4	386	216	170	57	17	6 662	3 809	2 853	<b>Total</b>	General
492	300	4	386	216	170	57	17	6 662	3 809	2 853		City
14	10	-	-	-	-	-	-	-	-	-		Village
799	447	3	302	152	150	44	43	1 285	514	771	<b>Total</b>	Vocational and technical
663	332	3	302	152	150	44	43	1 285	514	771		City
136	115	-	-	-	-	-	-	-	-	-		Village
1 417	784	5	402	196	206	106	33	5 176	2 841	2 335	<b>Total</b>	Niğde TR713
1 324	711	5	402	196	206	106	33	5 176	2 841	2 335		City
93	73	-	-	-	-	-	-	-	-	-		Village
543	329	3	206	111	95	61	17	4 471	2 596	1 875	<b>Total</b>	General
543	329	3	206	111	95	61	17	4 471	2 596	1 875		City
-	-	-	-	-	-	-	-	-	-	-		Village
874	455	2	196	85	111	45	16	705	245	460	<b>Total</b>	Vocational and technical
781	382	2	196	85	111	45	16	705	245	460		City
93	73	-	-	-	-	-	-	-	-	-		Village
1 152	578	9	1 128	576	552	64	95	3 992	2 231	1 761	<b>Total</b>	Nevşehir TR714
1 110	539	7	807	405	402	59	87	3 992	2 231	1 761		City
42	39	2	321	171	150	5	8	-	-	-		Village
441	276	6	874	463	411	39	57	3 505	2 072	1 433	<b>Total</b>	General
409	247	4	553	292	261	34	49	3 505	2 072	1 433		City
32	29	2	321	171	150	5	8	-	-	-		Village
711	302	3	254	113	141	25	38	487	159	328	<b>Total</b>	Vocational and technical
701	292	3	254	113	141	25	38	487	159	328		City
10	10	-	-	-	-	-	-	-	-	-		Village
1 136	588	4	355	209	146	60	40	2 641	1 519	1 122	<b>Total</b>	Kırşehir TR715
1 136	588	4	355	209	146	60	40	2 641	1 519	1 122		City
-	-	-	-	-	-	-	-	-	-	-		Village
470	275	1	41	26	15	17	-	2 266	1 316	950	<b>Total</b>	General
470	275	1	41	26	15	17	-	2 266	1 316	950		City
-	-	-	-	-	-	-	-	-	-	-		Village
666	313	3	314	183	131	43	40	375	203	172	<b>Total</b>	Vocational and technical
666	313	3	314	183	131	43	40	375	203	172		City
-	-	-	-	-	-	-	-	-	-	-		Village
5 213	2 676	24	4 477	2 356	2 121	456	328	26 871	15 601	11 270	<b>Total</b>	Kayseri TR721
5 213	2 676	24	4 477	2 356	2 121	456	328	26 871	15 601	11 270		City
-	-	-	-	-	-	-	-	-	-	-		Village
1 852	978	17	3 061	1 696	1 365	324	225	20 718	12 117	8 601	<b>Total</b>	General
1 852	978	17	3 061	1 696	1 365	324	225	20 718	12 117	8 601		City
-	-	-	-	-	-	-	-	-	-	-		Village
3 361	1 698	7	1 416	660	756	132	103	6 153	3 484	2 669	<b>Total</b>	Vocational and technical
3 361	1 698	7	1 416	660	756	132	103	6 153	3 484	2 669		City
-	-	-	-	-	-	-	-	-	-	-		Village
2 669	1 517	17	1 797	1 033	764	248	139	11 775	6 866	4 909	<b>Total</b>	Sivas TR722
2 589	1 448	17	1 797	1 033	764	248	139	11 775	6 866	4 909		City
80	69	-	-	-	-	-	-	-	-	-		Village
1 036	587	10	1 014	578	436	158	67	9 774	5 677	4 097	<b>Total</b>	General
1 016	576	10	1 014	578	436	158	67	9 774	5 677	4 097		City
20	11	-	-	-	-	-	-	-	-	-		Village
1 633	930	7	783	455	328	90	72	2 001	1 189	812	<b>Total</b>	Vocational and technical
1 573	872	7	783	455	328	90	72	2 001	1 189	812		City
60	58	-	-	-	-	-	-	-	-	-		Village
1 978	1 271	2 #	275	155	120	28	30	7 813	4 177	3 636	<b>Total</b>	Yozgat TR723
1 892	1 205	2 #	275	155	120	28	30	7 813	4 177	3 636		City
86	66	- #	-	-	-	-	-	-	-	-		Village
738	460	-	-	-	-	-	-	6 473	3 716	2 757	<b>Total</b>	General
738	460	-	-	-	-	-	-	6 473	3 716	2 757		City
-	-	-	-	-	-	-	-	-	-	-		Village
1 240	811	2	275	155	120	28	30	1 340	461	879	<b>Total</b>	Vocational and technical
1 154	745	2	275	155	120	28	30	1 340	461	879		City
86	66	-	-	-	-	-	-	-	-	-		Village

Note. The number of open education students include the active students who are new entrants or who have renewed registration as of the end of 3 semesters in 2014.

(1) Total of teachers includes permanent teaching staff.

## 2.11 İstatistikî Bölge Birimleri Sınıflaması 3. düzey, ortaöğretimde resmi ve özel ayrımında yerleşim yeri, okul, öğrenci, öğretmen ve derslik sayısı (devam)

[2014/15 Öğretim yılı başı]

İBBS 3. Düzey	Okul School	Toplam - Total					Resmi				
		Öğrenci - Students			Öğretmen <sup>(1)</sup> Teacher <sup>(1)</sup>	Derslik Classroom	Öğrenci - Students				
		Toplam Total	Erkek Male	Kadın Female			Okul School	Toplam Total	Erkek Male	Kadın Female	
<b>TR811 Zonguldak</b>	<b>Toplam</b>	<b>81</b>	<b>38 656</b>	<b>19 752</b>	<b>18 904</b>	<b>2 262</b>	<b>1 298</b>	<b>76</b>	<b>29 934</b>	<b>15 651</b>	<b>14 283</b>
	Şehir	63	35 878	18 475	17 403	2 029	1 140	59	27 302	14 458	12 844
	Köy	18	2 778	1 277	1 501	233	158	17	2 632	1 193	1 439
Genel	<b>Toplam</b>	<b>34</b>	<b>19 539</b>	<b>8 707</b>	<b>10 832</b>	<b>996</b>	<b>610</b>	<b>29</b>	<b>13 101</b>	<b>5 712</b>	<b>7 389</b>
	Şehir	30	18 847	8 368	10 479	916	575	26	12 555	5 457	7 098
	Köy	4	692	339	353	80	35	3	546	255	291
Mesleki ve teknik	<b>Toplam</b>	<b>47</b>	<b>19 117</b>	<b>11 045</b>	<b>8 072</b>	<b>1 266</b>	<b>688</b>	<b>47</b>	<b>16 833</b>	<b>9 939</b>	<b>6 894</b>
	Şehir	33	17 031	10 107	6 924	1 113	565	33	14 747	9 001	5 746
	Köy	14	2 086	938	1 148	153	123	14	2 086	938	1 148
<b>TR812 Karabük</b>	<b>Toplam</b>	<b>39</b>	<b>15 535</b>	<b>8 123</b>	<b>7 412</b>	<b>1 130</b>	<b>603</b>	<b>37</b>	<b>12 065</b>	<b>6 302</b>	<b>5 763</b>
	Şehir	37	15 319	8 010	7 309	1 106	590	35	11 849	6 189	5 660
	Köy	2	216	113	103	24	13	2	216	113	103
Genel	<b>Toplam</b>	<b>17</b>	<b>8 365</b>	<b>4 101</b>	<b>4 264</b>	<b>454</b>	<b>306</b>	<b>16</b>	<b>5 730</b>	<b>2 681</b>	<b>3 049</b>
	Şehir	17	8 365	4 101	4 264	454	306	16	5 730	2 681	3 049
	Köy	-	-	-	-	-	-	-	-	-	-
Mesleki ve teknik	<b>Toplam</b>	<b>22</b>	<b>7 170</b>	<b>4 022</b>	<b>3 148</b>	<b>676</b>	<b>297</b>	<b>21</b>	<b>6 335</b>	<b>3 621</b>	<b>2 714</b>
	Şehir	20	6 954	3 909	3 045	652	284	19	6 119	3 508	2 611
	Köy	2	216	113	103	24	13	2	216	113	103
<b>TR813 Bartın</b>	<b>Toplam</b>	<b>27</b>	<b>12 002</b>	<b>5 946</b>	<b>6 056</b>	<b>790</b>	<b>459</b>	<b>26</b>	<b>9 332</b>	<b>4 731</b>	<b>4 601</b>
	Şehir	20	10 694	5 285	5 409	694	385	19	8 024	4 070	3 954
	Köy	7	1 308	661	647	96	74	7	1 308	661	647
Genel	<b>Toplam</b>	<b>8</b>	<b>5 000</b>	<b>2 324</b>	<b>2 676</b>	<b>242</b>	<b>193</b>	<b>7</b>	<b>2 907</b>	<b>1 295</b>	<b>1 612</b>
	Şehir	8	5 000	2 324	2 676	242	193	7	2 907	1 295	1 612
	Köy	-	-	-	-	-	-	-	-	-	-
Mesleki ve teknik	<b>Toplam</b>	<b>19</b>	<b>7 002</b>	<b>3 622</b>	<b>3 380</b>	<b>548</b>	<b>266</b>	<b>19</b>	<b>6 425</b>	<b>3 436</b>	<b>2 989</b>
	Şehir	12	5 694	2 961	2 733	452	192	12	5 117	2 775	2 342
	Köy	7	1 308	661	647	96	74	7	1 308	661	647
<b>TR821 Kastamonu</b>	<b>Toplam</b>	<b>67</b>	<b>22 534</b>	<b>11 484</b>	<b>11 050</b>	<b>1 431</b>	<b>840</b>	<b>65</b>	<b>16 734</b>	<b>8 788</b>	<b>7 946</b>
	Şehir	64	22 280	11 375	10 905	1 398	799	62	16 480	8 679	7 801
	Köy	3	254	109	145	33	41	3	254	109	145
Genel	<b>Toplam</b>	<b>16</b>	<b>10 896</b>	<b>5 044</b>	<b>5 852</b>	<b>448</b>	<b>282</b>	<b>15</b>	<b>5 862</b>	<b>2 587</b>	<b>3 275</b>
	Şehir	16	10 896	5 044	5 852	448	282	15	5 862	2 587	3 275
	Köy	-	-	-	-	-	-	-	-	-	-
Mesleki ve teknik	<b>Toplam</b>	<b>51</b>	<b>11 638</b>	<b>6 440</b>	<b>5 198</b>	<b>983</b>	<b>558</b>	<b>50</b>	<b>10 872</b>	<b>6 201</b>	<b>4 671</b>
	Şehir	48	11 384	6 331	5 053	950	517	47	10 618	6 092	4 526
	Köy	3	254	109	145	33	41	3	254	109	145
<b>TR822 Çankırı</b>	<b>Toplam</b>	<b>34</b>	<b>11 177</b>	<b>5 948</b>	<b>5 229</b>	<b>783</b>	<b>455</b>	<b>34</b>	<b>8 568</b>	<b>4 462</b>	<b>4 106</b>
	Şehir	34	11 177	5 948	5 229	783	455	34	8 568	4 462	4 106
	Köy	-	-	-	-	-	-	-	-	-	-
Genel	<b>Toplam</b>	<b>11</b>	<b>5 398</b>	<b>2 557</b>	<b>2 841</b>	<b>261</b>	<b>177</b>	<b>11</b>	<b>3 416</b>	<b>1 457</b>	<b>1 959</b>
	Şehir	11	5 398	2 557	2 841	261	177	11	3 416	1 457	1 959
	Köy	-	-	-	-	-	-	-	-	-	-
Mesleki ve teknik	<b>Toplam</b>	<b>23</b>	<b>5 779</b>	<b>3 391</b>	<b>2 388</b>	<b>522</b>	<b>278</b>	<b>23</b>	<b>5 152</b>	<b>3 005</b>	<b>2 147</b>
	Şehir	23	5 779	3 391	2 388	522	278	23	5 152	3 005	2 147
	Köy	-	-	-	-	-	-	-	-	-	-
<b>TR823 Sınop</b>	<b>Toplam</b>	<b>47</b>	<b>13 176</b>	<b>6 652</b>	<b>6 524</b>	<b>917</b>	<b>533</b>	<b>47</b>	<b>9 902</b>	<b>5 076</b>	<b>4 826</b>
	Şehir	46	13 126	6 624	6 502	902	518	46	9 852	5 048	4 804
	Köy	1	50	28	22	15	15	1	50	28	22
Genel	<b>Toplam</b>	<b>14</b>	<b>7 028</b>	<b>3 169</b>	<b>3 859</b>	<b>340</b>	<b>185</b>	<b>14</b>	<b>4 181</b>	<b>1 846</b>	<b>2 335</b>
	Şehir	14	7 028	3 169	3 859	340	185	14	4 181	1 846	2 335
	Köy	-	-	-	-	-	-	-	-	-	-
Mesleki ve teknik	<b>Toplam</b>	<b>33</b>	<b>6 148</b>	<b>3 483</b>	<b>2 665</b>	<b>577</b>	<b>348</b>	<b>33</b>	<b>5 721</b>	<b>3 230</b>	<b>2 491</b>
	Şehir	32	6 098	3 455	2 643	562	333	32	5 671	3 202	2 469
	Köy	1	50	28	22	15	15	1	50	28	22
<b>TR831 Samsun</b>	<b>Toplam</b>	<b>158</b>	<b>98 698</b>	<b>49 893</b>	<b>48 805</b>	<b>5 646</b>	<b>2 789</b>	<b>136</b>	<b>69 996</b>	<b>35 322</b>	<b>34 674</b>
	Şehir	158	98 698	49 893	48 805	5 646	2 789	136	69 996	35 322	34 674
	Köy	-	-	-	-	-	-	-	-	-	-
Genel	<b>Toplam</b>	<b>76</b>	<b>52 163</b>	<b>24 492</b>	<b>27 671</b>	<b>2 355</b>	<b>1 338</b>	<b>57</b>	<b>29 465</b>	<b>12 972</b>	<b>16 493</b>
	Şehir	76	52 163	24 492	27 671	2 355	1 338	57	29 465	12 972	16 493
	Köy	-	-	-	-	-	-	-	-	-	-
Mesleki ve teknik	<b>Toplam</b>	<b>82</b>	<b>46 535</b>	<b>25 401</b>	<b>21 134</b>	<b>3 291</b>	<b>1 451</b>	<b>79</b>	<b>40 531</b>	<b>22 350</b>	<b>18 181</b>
	Şehir	82	46 535	25 401	21 134	3 291	1 451	79	40 531	22 350	18 181
	Köy	-	-	-	-	-	-	-	-	-	-

Not. Açıköğretim öğrenci sayıları 2014 yılı içerisinde 3 dönem sonu itibarıyla yeni kayıt yaptıran ve kayıt yenileyen aktif öğrencileri kapsar.

(1) Toplam öğretmen, kadrolu öğretmenleri kapsar.



2.11. Number of schools, students, teachers and classrooms in public and private secondary education institutions by settlement place according to Statistical Regions Level 3 (continued)

[Beginning of the educational year 2014/15]

Public			Özel - Private			Açıköğretim lisesi Open secondary education						
Öğret-men <sup>(1)</sup> Teacher <sup>(1)</sup>	Derslik Classroom	Okul School	Öğrenci - Students			Öğret-men <sup>(1)</sup> Teacher <sup>(1)</sup>	Derslik Classroom	Öğrenci - Students			SR Level 3	
			Toplam Total	Erkek Male	Kadın Female			Toplam Total	Erkek Male	Kadın Female		
<b>2 163</b>	<b>1 235</b>	<b>5</b>	<b>609</b>	<b>326</b>	<b>283</b>	<b>99</b>	<b>63</b>	<b>8 113</b>	<b>3 775</b>	<b>4 338</b>	<b>Total</b>	Zonguldak TR811
1 949	1 086	4	463	242	221	80	54	8 113	3 775	4 338		City
214	149	1	146	84	62	19	9	-	-	-		Village
<b>897</b>	<b>547</b>	<b>5</b>	<b>609</b>	<b>326</b>	<b>283</b>	<b>99</b>	<b>63</b>	<b>5 829</b>	<b>2 669</b>	<b>3 160</b>	<b>Total</b>	General
836	521	4	463	242	221	80	54	5 829	2 669	3 160		City
61	26	1	146	84	62	19	9	-	-	-		Village
<b>1 266</b>	<b>688</b>	-	-	-	-	-	-	<b>2 284</b>	<b>1 106</b>	<b>1 178</b>	<b>Total</b>	Vocational and technical
1 113	565	-	-	-	-	-	-	2 284	1 106	1 178		City
153	123	-	-	-	-	-	-	-	-	-		Village
<b>1 095</b>	<b>586</b>	<b>2</b>	<b>274</b>	<b>142</b>	<b>132</b>	<b>35</b>	<b>17</b>	<b>3 196</b>	<b>1 679</b>	<b>1 517</b>	<b>Total</b>	Karabük TR812
1 071	573	2	274	142	132	35	17	3 196	1 679	1 517		City
24	13	-	-	-	-	-	-	-	-	-		Village
<b>433</b>	<b>297</b>	<b>1</b>	<b>158</b>	<b>82</b>	<b>76</b>	<b>21</b>	<b>9</b>	<b>2 477</b>	<b>1 338</b>	<b>1 139</b>	<b>Total</b>	General
433	297	1	158	82	76	21	9	2 477	1 338	1 139		City
-	-	-	-	-	-	-	-	-	-	-		Village
<b>662</b>	<b>289</b>	<b>1</b>	<b>116</b>	<b>60</b>	<b>56</b>	<b>14</b>	<b>8</b>	<b>719</b>	<b>341</b>	<b>378</b>	<b>Total</b>	Vocational and technical
638	276	1	116	60	56	14	8	719	341	378		City
24	13	-	-	-	-	-	-	-	-	-		Village
<b>776</b>	<b>416</b>	<b>1</b>	<b>155</b>	<b>87</b>	<b>68</b>	<b>14</b>	<b>43</b>	<b>2 515</b>	<b>1 128</b>	<b>1 387</b>	<b>Total</b>	Bartın TR813
680	342	1	155	87	68	14	43	2 515	1 128	1 387		City
96	74	-	-	-	-	-	-	-	-	-		Village
<b>228</b>	<b>150</b>	<b>1</b>	<b>155</b>	<b>87</b>	<b>68</b>	<b>14</b>	<b>43</b>	<b>1 938</b>	<b>942</b>	<b>996</b>	<b>Total</b>	General
228	150	1	155	87	68	14	43	1 938	942	996		City
-	-	-	-	-	-	-	-	-	-	-		Village
<b>548</b>	<b>266</b>	-	-	-	-	-	-	<b>577</b>	<b>186</b>	<b>391</b>	<b>Total</b>	Vocational and technical
452	192	-	-	-	-	-	-	577	186	391		City
96	74	-	-	-	-	-	-	-	-	-		Village
<b>1 401</b>	<b>827</b>	<b>2</b>	<b>108</b>	<b>64</b>	<b>44</b>	<b>30</b>	<b>13</b>	<b>5 692</b>	<b>2 632</b>	<b>3 060</b>	<b>Total</b>	Kastamonu TR821
1 368	786	2	108	64	44	30	13	5 692	2 632	3 060		City
33	41	-	-	-	-	-	-	-	-	-		Village
<b>436</b>	<b>282</b>	<b>1</b>	<b>18</b>	<b>12</b>	<b>6</b>	<b>12</b>	-	<b>5 016</b>	<b>2 445</b>	<b>2 571</b>	<b>Total</b>	General
436	282	1	18	12	6	12	-	5 016	2 445	2 571		City
-	-	-	-	-	-	-	-	-	-	-		Village
<b>965</b>	<b>545</b>	<b>1</b>	<b>90</b>	<b>52</b>	<b>38</b>	<b>18</b>	<b>13</b>	<b>676</b>	<b>187</b>	<b>489</b>	<b>Total</b>	Vocational and technical
932	504	1	90	52	38	18	13	676	187	489		City
33	41	-	-	-	-	-	-	-	-	-		Village
<b>783</b>	<b>455</b>	-	-	-	-	-	-	<b>2 609</b>	<b>1 486</b>	<b>1 123</b>	<b>Total</b>	Çankırı TR822
783	455	-	-	-	-	-	-	2 609	1 486	1 123		City
-	-	-	-	-	-	-	-	-	-	-		Village
<b>261</b>	<b>177</b>	-	-	-	-	-	-	<b>1 982</b>	<b>1 100</b>	<b>882</b>	<b>Total</b>	General
261	177	-	-	-	-	-	-	1 982	1 100	882		City
-	-	-	-	-	-	-	-	-	-	-		Village
<b>522</b>	<b>278</b>	-	-	-	-	-	-	<b>627</b>	<b>386</b>	<b>241</b>	<b>Total</b>	Vocational and technical
522	278	-	-	-	-	-	-	627	386	241		City
-	-	-	-	-	-	-	-	-	-	-		Village
<b>917</b>	<b>533</b>	-	-	-	-	-	-	<b>3 274</b>	<b>1 576</b>	<b>1 698</b>	<b>Total</b>	Sinop TR823
902	518	-	-	-	-	-	-	3 274	1 576	1 698		City
15	15	-	-	-	-	-	-	-	-	-		Village
<b>340</b>	<b>185</b>	-	-	-	-	-	-	<b>2 847</b>	<b>1 323</b>	<b>1 524</b>	<b>Total</b>	General
340	185	-	-	-	-	-	-	2 847	1 323	1 524		City
-	-	-	-	-	-	-	-	-	-	-		Village
<b>577</b>	<b>348</b>	-	-	-	-	-	-	<b>427</b>	<b>253</b>	<b>174</b>	<b>Total</b>	Vocational and technical
562	333	-	-	-	-	-	-	427	253	174		City
15	15	-	-	-	-	-	-	-	-	-		Village
<b>5 282</b>	<b>2 515</b>	<b>22</b>	<b>2 972</b>	<b>1 464</b>	<b>1 508</b>	<b>364</b>	<b>274</b>	<b>25 730</b>	<b>13 107</b>	<b>12 623</b>	<b>Total</b>	Samsun TR831
5 282	2 515	22	2 972	1 464	1 508	364	274	25 730	13 107	12 623		City
-	-	-	-	-	-	-	-	-	-	-		Village
<b>2 054</b>	<b>1 096</b>	<b>19</b>	<b>2 527</b>	<b>1 288</b>	<b>1 239</b>	<b>301</b>	<b>242</b>	<b>20 171</b>	<b>10 232</b>	<b>9 939</b>	<b>Total</b>	General
2 054	1 096	19	2 527	1 288	1 239	301	242	20 171	10 232	9 939		City
-	-	-	-	-	-	-	-	-	-	-		Village
<b>3 228</b>	<b>1 419</b>	<b>3</b>	<b>445</b>	<b>176</b>	<b>269</b>	<b>63</b>	<b>32</b>	<b>5 559</b>	<b>2 875</b>	<b>2 684</b>	<b>Total</b>	Vocational and technical
3 228	1 419	3	445	176	269	63	32	5 559	2 875	2 684		City
-	-	-	-	-	-	-	-	-	-	-		Village

Note. The number of open education students include the active students who are new entrants or who have renewed registration as of the end of 3 semesters in 2014.

(1) Total of teachers includes permanent teaching staff.

## 2.11 İstatistik Bölge Birimleri Sınıflaması 3. düzey, ortaöğretimde resmi ve özel ayrımında yerleşim yeri, okul, öğrenci, öğretmen ve derslik sayısı (devam)

[2014/15 Öğretim yılı başı]

İBBS 3. Düzey		Toplam - Total						Resmi			
		Öğrenci - Students				Öğretmen <sup>(1)</sup> Teacher <sup>(1)</sup>	Derslik Classroom	Öğrenci - Students			
		Okul School	Toplam Total	Erkek Male	Kadın Female			Okul School	Toplam Total	Erkek Male	Kadın Female
TR832 Tokat	<b>Toplam</b>	<b>85</b>	<b>45 194</b>	<b>23 260</b>	<b>21 934</b>	<b>2 431</b>	<b>1 293</b>	<b>82</b>	<b>34 108</b>	<b>17 463</b>	<b>16 645</b>
	Şehir	80	44 825	23 005	21 820	2 389	1 264	77	33 739	17 208	16 531
	Köy	5	369	255	114	42	29	5	369	255	114
Genel	<b>Toplam</b>	<b>32</b>	<b>21 918</b>	<b>10 642</b>	<b>11 276</b>	<b>933</b>	<b>550</b>	<b>30</b>	<b>13 665</b>	<b>6 275</b>	<b>7 390</b>
	Şehir	32	21 918	10 642	11 276	933	550	30	13 665	6 275	7 390
	Köy	-	-	-	-	-	-	-	-	-	-
Mesleki ve teknik	<b>Toplam</b>	<b>53</b>	<b>23 276</b>	<b>12 618</b>	<b>10 658</b>	<b>1 498</b>	<b>743</b>	<b>52</b>	<b>20 443</b>	<b>11 188</b>	<b>9 255</b>
	Şehir	48	22 907	12 363	10 544	1 456	714	47	20 074	10 933	9 141
	Köy	5	369	255	114	42	29	5	369	255	114
TR833 Çorum	<b>Toplam</b>	<b>83</b>	<b>38 473</b>	<b>19 700</b>	<b>18 773</b>	<b>2 359</b>	<b>1 258</b>	<b>73</b>	<b>27 924</b>	<b>14 358</b>	<b>13 566</b>
	Şehir	81	38 276	19 569	18 707	2 325	1 242	71	27 727	14 227	13 500
	Köy	2	197	131	66	34	16	2	197	131	66
Genel	<b>Toplam</b>	<b>34</b>	<b>20 706</b>	<b>10 036</b>	<b>10 670</b>	<b>988</b>	<b>580</b>	<b>29</b>	<b>12 401</b>	<b>5 724</b>	<b>6 677</b>
	Şehir	34	20 706	10 036	10 670	988	580	29	12 401	5 724	6 677
	Köy	-	-	-	-	-	-	-	-	-	-
Mesleki ve teknik	<b>Toplam</b>	<b>49</b>	<b>17 767</b>	<b>9 664</b>	<b>8 103</b>	<b>1 371</b>	<b>678</b>	<b>44</b>	<b>15 523</b>	<b>8 634</b>	<b>6 889</b>
	Şehir	47	17 570	9 533	8 037	1 337	662	42	15 326	8 503	6 823
	Köy	2	197	131	66	34	16	2	197	131	66
TR834 Amasya	<b>Toplam</b>	<b>56</b>	<b>24 227</b>	<b>12 499</b>	<b>11 728</b>	<b>1 608</b>	<b>886</b>	<b>54</b>	<b>19 318</b>	<b>10 058</b>	<b>9 260</b>
	Şehir	53	23 697	12 075	11 622	1 567	862	51	18 788	9 634	9 154
	Köy	3	530	424	106	41	24	3	530	424	106
Genel	<b>Toplam</b>	<b>20</b>	<b>11 361</b>	<b>5 426</b>	<b>5 935</b>	<b>603</b>	<b>361</b>	<b>18</b>	<b>7 769</b>	<b>3 555</b>	<b>4 214</b>
	Şehir	20	11 361	5 426	5 935	603	361	18	7 769	3 555	4 214
	Köy	-	-	-	-	-	-	-	-	-	-
Mesleki ve teknik	<b>Toplam</b>	<b>36</b>	<b>12 866</b>	<b>7 073</b>	<b>5 793</b>	<b>1 005</b>	<b>525</b>	<b>36</b>	<b>11 549</b>	<b>6 503</b>	<b>5 046</b>
	Şehir	33	12 336	6 649	5 687	964	501	33	11 019	6 079	4 940
	Köy	3	530	424	106	41	24	3	530	424	106
TR901 Trabzon	<b>Toplam</b>	<b>123</b>	<b>61 002</b>	<b>31 608</b>	<b>29 394</b>	<b>3 784</b>	<b>1 898</b>	<b>109</b>	<b>45 699</b>	<b>23 912</b>	<b>21 787</b>
	Şehir	123	61 002	31 608	29 394	3 784	1 898	109	45 699	23 912	21 787
	Köy	-	-	-	-	-	-	-	-	-	-
Genel	<b>Toplam</b>	<b>51</b>	<b>28 306</b>	<b>13 842</b>	<b>14 464</b>	<b>1 600</b>	<b>789</b>	<b>40</b>	<b>19 221</b>	<b>8 920</b>	<b>10 301</b>
	Şehir	51	28 306	13 842	14 464	1 600	789	40	19 221	8 920	10 301
	Köy	-	-	-	-	-	-	-	-	-	-
Mesleki ve teknik	<b>Toplam</b>	<b>72</b>	<b>32 696</b>	<b>17 766</b>	<b>14 930</b>	<b>2 184</b>	<b>1 109</b>	<b>69</b>	<b>26 478</b>	<b>14 992</b>	<b>11 486</b>
	Şehir	72	32 696	17 766	14 930	2 184	1 109	69	26 478	14 992	11 486
	Köy	-	-	-	-	-	-	-	-	-	-
TR902 Ordu	<b>Toplam</b>	<b>105</b>	<b>50 388</b>	<b>25 344</b>	<b>25 044</b>	<b>3 277</b>	<b>1 695</b>	<b>94</b>	<b>39 740</b>	<b>20 091</b>	<b>19 649</b>
	Şehir	105	50 388	25 344	25 044	3 277	1 695	94	39 740	20 091	19 649
	Köy	-	-	-	-	-	-	-	-	-	-
Genel	<b>Toplam</b>	<b>39</b>	<b>21 287</b>	<b>9 770</b>	<b>11 517</b>	<b>1 169</b>	<b>674</b>	<b>31</b>	<b>14 430</b>	<b>6 270</b>	<b>8 160</b>
	Şehir	39	21 287	9 770	11 517	1 169	674	31	14 430	6 270	8 160
	Köy	-	-	-	-	-	-	-	-	-	-
Mesleki ve teknik	<b>Toplam</b>	<b>66</b>	<b>29 101</b>	<b>15 574</b>	<b>13 527</b>	<b>2 108</b>	<b>1 021</b>	<b>63</b>	<b>25 310</b>	<b>13 821</b>	<b>11 489</b>
	Şehir	66	29 101	15 574	13 527	2 108	1 021	63	25 310	13 821	11 489
	Köy	-	-	-	-	-	-	-	-	-	-
TR903 Giresun	<b>Toplam</b>	<b>83</b>	<b>30 471</b>	<b>15 758</b>	<b>14 713</b>	<b>2 192</b>	<b>1 316</b>	<b>81</b>	<b>24 347</b>	<b>12 760</b>	<b>11 587</b>
	Şehir	81	30 202	15 639	14 563	2 151	1 301	80	24 141	12 675	11 466
	Köy	2	269	119	150	41	15	1	206	85	121
Genel	<b>Toplam</b>	<b>30</b>	<b>14 081</b>	<b>6 725</b>	<b>7 356</b>	<b>771</b>	<b>475</b>	<b>28</b>	<b>9 438</b>	<b>4 325</b>	<b>5 113</b>
	Şehir	29	14 018	6 691	7 327	753	471	28	9 438	4 325	5 113
	Köy	1	63	34	29	18	4	-	-	-	-
Mesleki ve teknik	<b>Toplam</b>	<b>53</b>	<b>16 390</b>	<b>9 033</b>	<b>7 357</b>	<b>1 421</b>	<b>841</b>	<b>53</b>	<b>14 909</b>	<b>8 435</b>	<b>6 474</b>
	Şehir	52	16 184	8 948	7 236	1 398	830	52	14 703	8 350	6 353
	Köy	1	206	85	121	23	11	1	206	85	121
TR904 Rize	<b>Toplam</b>	<b>65</b>	<b>29 146</b>	<b>15 123</b>	<b>14 023</b>	<b>1 666</b>	<b>999</b>	<b>61</b>	<b>20 126</b>	<b>10 369</b>	<b>9 757</b>
	Şehir	61	28 285	14 718	13 567	1 593	956	57	19 265	9 964	9 301
	Köy	4	861	405	456	73	43	4	861	405	456
Genel	<b>Toplam</b>	<b>27</b>	<b>13 586</b>	<b>6 394</b>	<b>7 192</b>	<b>679</b>	<b>415</b>	<b>24</b>	<b>8 935</b>	<b>4 143</b>	<b>4 792</b>
	Şehir	25	12 862	6 105	6 757	629	383	22	8 211	3 854	4 357
	Köy	2	724	289	435	50	32	2	724	289	435
Mesleki ve teknik	<b>Toplam</b>	<b>38</b>	<b>15 560</b>	<b>8 729</b>	<b>6 831</b>	<b>987</b>	<b>584</b>	<b>37</b>	<b>11 191</b>	<b>6 226</b>	<b>4 965</b>
	Şehir	36	15 423	8 613	6 810	964	573	35	11 054	6 110	4 944
	Köy	2	137	116	21	23	11	2	137	116	21

Not. Açıköğretim öğrenci sayıları 2014 yılı içerisinde 3 dönem sonu itibarıyla yeni kayıt yaptıran ve kayıt yenileyen aktif öğrencileri kapsar.

(1) Toplam öğretmen, kadrolu öğretmenleri kapsar.

2.11. Number of schools, students, teachers and classrooms in public and private secondary education institutions by settlement place according to Statistical Regions Level 3 (continued)

[Beginning of the educational year 2014/15]

Public			Özel - Private			Açıköğretim lisesi Open secondary education						
Öğret-men <sup>(1)</sup> Teacher <sup>(1)</sup>	Derslik Classroom	Okul School	Öğrenci - Students			Öğret-men <sup>(1)</sup> Teacher <sup>(1)</sup>	Derslik Classroom	Öğrenci - Students			SR Level 3	
			Toplam Total	Erkek Male	Kadın Female			Toplam Total	Erkek Male	Kadın Female		
2 415	1 267	3	376	218	158	16	26	10 710	5 579	5 131	<b>Total</b>	Tokat TR832
2 373	1 238	3	376	218	158	16	26	10 710	5 579	5 131	City	
42	29	-	-	-	-	-	-	-	-	-	Village	
917	544	2	139	88	51	16	6	8 114	4 279	3 835	<b>Total</b>	General
917	544	2	139	88	51	16	6	8 114	4 279	3 835	City	
-	-	-	-	-	-	-	-	-	-	-	Village	
1 498	723	1	237	130	107	-	20	2 596	1 300	1 296	<b>Total</b>	Vocational and technical
1 456	694	1	237	130	107	-	20	2 596	1 300	1 296	City	
42	29	-	-	-	-	-	-	-	-	-	Village	
2 238	1 211	10	998	529	469	121	47	9 551	4 813	4 738	<b>Total</b>	Çorum TR833
2 204	1 195	10	998	529	469	121	47	9 551	4 813	4 738	City	
34	16	-	-	-	-	-	-	-	-	-	Village	
917	561	5	543	302	241	71	19	7 762	4 010	3 752	<b>Total</b>	General
917	561	5	543	302	241	71	19	7 762	4 010	3 752	City	
-	-	-	-	-	-	-	-	-	-	-	Village	
1 321	650	5	455	227	228	50	28	1 789	803	986	<b>Total</b>	Vocational and technical
1 287	634	5	455	227	228	50	28	1 789	803	986	City	
34	16	-	-	-	-	-	-	-	-	-	Village	
1 565	841	2	238	129	109	43	45	4 671	2 312	2 359	<b>Total</b>	Amasya TR834
1 524	817	2	238	129	109	43	45	4 671	2 312	2 359	City	
41	24	-	-	-	-	-	-	-	-	-	Village	
560	316	2	238	129	109	43	45	3 354	1 742	1 612	<b>Total</b>	General
560	316	2	238	129	109	43	45	3 354	1 742	1 612	City	
-	-	-	-	-	-	-	-	-	-	-	Village	
1 005	525	-	-	-	-	-	-	1 317	570	747	<b>Total</b>	Vocational and technical
964	501	-	-	-	-	-	-	1 317	570	747	City	
41	24	-	-	-	-	-	-	-	-	-	Village	
3 537	1 831	14	1 097	585	512	247	67	14 206	7 111	7 095	<b>Total</b>	Trabzon TR901
3 537	1 831	14	1 097	585	512	247	67	14 206	7 111	7 095	City	
-	-	-	-	-	-	-	-	-	-	-	Village	
1 395	736	11	888	485	403	205	53	8 197	4 437	3 760	<b>Total</b>	General
1 395	736	11	888	485	403	205	53	8 197	4 437	3 760	City	
-	-	-	-	-	-	-	-	-	-	-	Village	
2 142	1 095	3	209	100	109	42	14	6 009	2 674	3 335	<b>Total</b>	Vocational and technical
2 142	1 095	3	209	100	109	42	14	6 009	2 674	3 335	City	
-	-	-	-	-	-	-	-	-	-	-	Village	
3 097	1 552	11	1 211	601	610	180	143	9 437	4 652	4 785	<b>Total</b>	Ordu TR902
3 097	1 552	11	1 211	601	610	180	143	9 437	4 652	4 785	City	
-	-	-	-	-	-	-	-	-	-	-	Village	
1 060	566	8	671	340	331	109	108	6 186	3 160	3 026	<b>Total</b>	General
1 060	566	8	671	340	331	109	108	6 186	3 160	3 026	City	
-	-	-	-	-	-	-	-	-	-	-	Village	
2 037	986	3	540	261	279	71	35	3 251	1 492	1 759	<b>Total</b>	Vocational and technical
2 037	986	3	540	261	279	71	35	3 251	1 492	1 759	City	
-	-	-	-	-	-	-	-	-	-	-	Village	
2 154	1 298	2	125	63	62	38	18	5 999	2 935	3 064	<b>Total</b>	Giresun TR903
2 131	1 287	1	62	29	33	20	14	5 999	2 935	3 064	City	
23	11	1	63	34	29	18	4	-	-	-	Village	
733	457	2	125	63	62	38	18	4 518	2 337	2 181	<b>Total</b>	General
733	457	1	62	29	33	20	14	4 518	2 337	2 181	City	
-	-	1	63	34	29	18	4	-	-	-	Village	
1 421	841	-	-	-	-	-	-	1 481	598	883	<b>Total</b>	Vocational and technical
1 398	830	-	-	-	-	-	-	1 481	598	883	City	
23	11	-	-	-	-	-	-	-	-	-	Village	
1 571	962	4	430	229	201	95	37	8 590	4 525	4 065	<b>Total</b>	Rize TR904
1 498	919	4	430	229	201	95	37	8 590	4 525	4 065	City	
73	43	-	-	-	-	-	-	-	-	-	Village	
612	397	3	218	132	86	67	18	4 433	2 119	2 314	<b>Total</b>	General
562	365	3	218	132	86	67	18	4 433	2 119	2 314	City	
50	32	-	-	-	-	-	-	-	-	-	Village	
959	565	1	212	97	115	28	19	4 157	2 406	1 751	<b>Total</b>	Vocational and technical
936	554	1	212	97	115	28	19	4 157	2 406	1 751	City	
23	11	-	-	-	-	-	-	-	-	-	Village	

Note. The number of open education students include the active students who are new entrants or who have renewed registration as of the end of 3 semesters in 2014.

(1) Total of teachers includes permanent teaching staff.

## 2.11 İstatistikî Bölge Birimleri Sınıflaması 3. düzey, ortaöğretimde resmi ve özel ayrımında yerleşim yeri, okul, öğrenci, öğretmen ve derslik sayısı (devam)

[2014/15 Öğretim yılı başı]

İBBS 3. Düzey		Toplam - Total						Resmî			
		Öğrenci - Students				Öğretmen <sup>(1)</sup> Teacher <sup>(1)</sup>	Derslik Classroom	Öğrenci - Students			
		Okul School	Toplam Total	Erkek Male	Kadın Female			Okul School	Toplam Total	Erkek Male	Kadın Female
TR905 Artvin	Toplam	41	11 859	6 072	5 787	877	551	41	9 367	4 835	4 532
	Şehir	36	10 963	5 517	5 446	801	487	36	8 471	4 280	4 191
	Köy	5	896	555	341	76	64	5	896	555	341
Genel	Toplam	14	6 291	2 911	3 380	315	207	14	4 265	1 970	2 295
	Şehir	13	5 907	2 738	3 169	301	186	13	3 881	1 797	2 084
	Köy	1	384	173	211	14	21	1	384	173	211
Mesleki ve teknik	Toplam	27	5 568	3 161	2 407	562	344	27	5 102	2 865	2 237
	Şehir	23	5 056	2 779	2 277	500	301	23	4 590	2 483	2 107
	Köy	4	512	382	130	62	43	4	512	382	130
TR906 Gümüşhane	Toplam	28	8 858	4 377	4 481	627	361	28	6 723	3 372	3 351
	Şehir	27	8 747	4 315	4 432	609	349	27	6 612	3 310	3 302
	Köy	1	111	62	49	18	12	1	111	62	49
Genel	Toplam	11	4 531	2 360	2 171	214	150	11	2 832	1 414	1 418
	Şehir	10	4 420	2 298	2 122	196	138	10	2 721	1 352	1 369
	Köy	1	111	62	49	18	12	1	111	62	49
Mesleki ve teknik	Toplam	17	4 327	2 017	2 310	413	211	17	3 891	1 958	1 933
	Şehir	17	4 327	2 017	2 310	413	211	17	3 891	1 958	1 933
	Köy	-	-	-	-	-	-	-	-	-	-
TRA11 Erzurum	Toplam	107	59 647	31 701	27 946	3 086	1 601	99	40 135	21 342	18 793
	Şehir	107	59 647	31 701	27 946	3 086	1 601	99	40 135	21 342	18 793
	Köy	-	-	-	-	-	-	-	-	-	-
Genel	Toplam	43	32 851	17 698	15 153	1 353	715	37	18 420	9 468	8 952
	Şehir	43	32 851	17 698	15 153	1 353	715	37	18 420	9 468	8 952
	Köy	-	-	-	-	-	-	-	-	-	-
Mesleki ve teknik	Toplam	64	26 796	14 003	12 793	1 733	886	62	21 715	11 874	9 841
	Şehir	64	26 796	14 003	12 793	1 733	886	62	21 715	11 874	9 841
	Köy	-	-	-	-	-	-	-	-	-	-
TRA12 Erzincan	Toplam	44	16 674	8 824	7 850	1 052	616	43	12 481	6 497	5 984
	Şehir	39	16 234	8 554	7 680	1 001	564	38	12 041	6 227	5 814
	Köy	5	440	270	170	51	52	5	440	270	170
Genel	Toplam	17	8 593	4 305	4 288	429	279	16	5 299	2 427	2 872
	Şehir	16	8 452	4 198	4 254	414	266	15	5 158	2 320	2 838
	Köy	1	141	107	34	15	13	1	141	107	34
Mesleki ve teknik	Toplam	27	8 081	4 519	3 562	623	337	27	7 182	4 070	3 112
	Şehir	23	7 782	4 356	3 426	587	298	23	6 883	3 907	2 976
	Köy	4	299	163	136	36	39	4	299	163	136
TRA13 Bayburt	Toplam	15	6 268	3 244	3 024	364	231	15	4 621	2 454	2 167
	Şehir	14	6 179	3 202	2 977	352	223	14	4 532	2 412	2 120
	Köy	1	89	42	47	12	8	1	89	42	47
Genel	Toplam	5	3 365	1 730	1 635	140	95	5	2 179	1 134	1 045
	Şehir	5	3 365	1 730	1 635	140	95	5	2 179	1 134	1 045
	Köy	-	-	-	-	-	-	-	-	-	-
Mesleki ve teknik	Toplam	10	2 903	1 514	1 389	224	136	10	2 442	1 320	1 122
	Şehir	9	2 814	1 472	1 342	212	128	9	2 353	1 278	1 075
	Köy	1	89	42	47	12	8	1	89	42	47
TRA21 Ağrı	Toplam	55	38 811	21 562	17 249	1 616	842	54	31 022	16 989	14 033
	Şehir	53	38 708	21 503	17 205	1 614	836	52	30 919	16 930	13 989
	Köy	2	103	59	44	2	6	2	103	59	44
Genel	Toplam	24	19 391	10 846	8 545	756	438	23	13 407	7 144	6 263
	Şehir	24	19 391	10 846	8 545	756	438	23	13 407	7 144	6 263
	Köy	-	-	-	-	-	-	-	-	-	-
Mesleki ve teknik	Toplam	31	19 420	10 716	8 704	860	404	31	17 615	9 845	7 770
	Şehir	29	19 317	10 657	8 660	858	398	29	17 512	9 786	7 726
	Köy	2	103	59	44	2	6	2	103	59	44
TRA22 Kars	Toplam	44	20 093	10 690	9 403	1 054	633	41	15 903	8 033	7 870
	Şehir	41	19 670	10 464	9 206	1 025	610	39	15 637	7 908	7 729
	Köy	3	423	226	197	29	23	2	266	125	141
Genel	Toplam	21	10 901	5 614	5 287	511	308	18	7 246	3 293	3 953
	Şehir	20	10 744	5 513	5 231	491	296	18	7 246	3 293	3 953
	Köy	1	157	101	56	20	12	-	-	-	-
Mesleki ve teknik	Toplam	23	9 192	5 076	4 116	543	325	23	8 657	4 740	3 917
	Şehir	21	8 926	4 951	3 975	534	314	21	8 391	4 615	3 776
	Köy	2	266	125	141	9	11	2	266	125	141

Not. Açıköğretim öğrenci sayıları 2014 yılı içerisinde 3 dönem sonu itibarıyla yeni kayıt yaptıran ve kayıt yenileyen aktif öğrencileri kapsar.

(1) Toplam öğretmen, kadrolu öğretmenleri kapsar.

2.11. Number of schools, students, teachers and classrooms in public and private secondary education institutions by settlement place according to Statistical Regions Level 3 (continued)

[Beginning of the educational year 2014/15]

Public			Özel - Private			Açıköğretim lisesi Open secondary education						
			Öğrenci - Students			Öğrenci - Students						
Öğret-men <sup>(1)</sup> Teacher <sup>(1)</sup>	Derslik Classroom	Okul School	Toplam Total	Erkek Male	Kadın Female	Öğret-men <sup>(1)</sup> Teacher <sup>(1)</sup>	Derslik Classroom	Toplam Total	Erkek Male	Kadın Female		SR Level 3
877	551	-	-	-	-	-	-	2 492	1 237	1 255	Total	Artvin TR905
801	487	-	-	-	-	-	-	2 492	1 237	1 255	City	
76	64	-	-	-	-	-	-	-	-	-	Village	
315	207	-	-	-	-	-	-	2 026	941	1 085	Total	General
301	186	-	-	-	-	-	-	2 026	941	1 085	City	
14	21	-	-	-	-	-	-	-	-	-	Village	
562	344	-	-	-	-	-	-	466	296	170	Total	Vocational and technical
500	301	-	-	-	-	-	-	466	296	170	City	
62	43	-	-	-	-	-	-	-	-	-	Village	
627	361	-	-	-	-	-	-	2 135	1 005	1 130	Total	Gümüşhane TR906
609	349	-	-	-	-	-	-	2 135	1 005	1 130	City	
18	12	-	-	-	-	-	-	-	-	-	Village	
214	150	-	-	-	-	-	-	1 699	946	753	Total	General
196	138	-	-	-	-	-	-	1 699	946	753	City	
18	12	-	-	-	-	-	-	-	-	-	Village	
413	211	-	-	-	-	-	-	436	59	377	Total	Vocational and technical
413	211	-	-	-	-	-	-	436	59	377	City	
-	-	-	-	-	-	-	-	-	-	-	Village	
2 901	1 505	8	1 366	667	699	185	96	18 146	9 692	8 454	Total	Erzurum TRA11
2 901	1 505	8	1 366	667	699	185	96	18 146	9 692	8 454	City	
-	-	-	-	-	-	-	-	-	-	-	Village	
1 199	635	6	1 246	608	638	154	80	13 185	7 622	5 563	Total	General
1 199	635	6	1 246	608	638	154	80	13 185	7 622	5 563	City	
-	-	-	-	-	-	-	-	-	-	-	Village	
1 702	870	2	120	59	61	31	16	4 961	2 070	2 891	Total	Vocational and technical
1 702	870	2	120	59	61	31	16	4 961	2 070	2 891	City	
-	-	-	-	-	-	-	-	-	-	-	Village	
1 028	585	1	132	67	65	24	31	4 061	2 260	1 801	Total	Erzincan TRA12
977	533	1	132	67	65	24	31	4 061	2 260	1 801	City	
51	52	-	-	-	-	-	-	-	-	-	Village	
405	248	1	132	67	65	24	31	3 162	1 811	1 351	Total	General
390	235	1	132	67	65	24	31	3 162	1 811	1 351	City	
15	13	-	-	-	-	-	-	-	-	-	Village	
623	337	-	-	-	-	-	-	899	449	450	Total	Vocational and technical
587	298	-	-	-	-	-	-	899	449	450	City	
36	39	-	-	-	-	-	-	-	-	-	Village	
364	231	-	-	-	-	-	-	1 647	790	857	Total	Bayburt TRA13
352	223	-	-	-	-	-	-	1 647	790	857	City	
12	8	-	-	-	-	-	-	-	-	-	Village	
140	95	-	-	-	-	-	-	1 186	596	590	Total	General
140	95	-	-	-	-	-	-	1 186	596	590	City	
-	-	-	-	-	-	-	-	-	-	-	Village	
224	136	-	-	-	-	-	-	461	194	267	Total	Vocational and technical
212	128	-	-	-	-	-	-	461	194	267	City	
12	8	-	-	-	-	-	-	-	-	-	Village	
1 607	830	1	72	45	27	9	12	7 717	4 528	3 189	Total	Ağrı TRA21
1 605	824	1	72	45	27	9	12	7 717	4 528	3 189	City	
2	6	-	-	-	-	-	-	-	-	-	Village	
747	426	1	72	45	27	9	12	5 912	3 657	2 255	Total	General
747	426	1	72	45	27	9	12	5 912	3 657	2 255	City	
-	-	-	-	-	-	-	-	-	-	-	Village	
860	404	-	-	-	-	-	-	1 805	871	934	Total	Vocational and technical
858	398	-	-	-	-	-	-	1 805	871	934	City	
2	6	-	-	-	-	-	-	-	-	-	Village	
1 013	605	3	243	163	80	41	28	3 947	2 494	1 453	Total	Kars TRA22
1 004	594	2	86	62	24	21	16	3 947	2 494	1 453	City	
9	11	1	157	101	56	20	12	-	-	-	Village	
470	280	3	243	163	80	41	28	3 412	2 158	1 254	Total	General
470	280	2	86	62	24	21	16	3 412	2 158	1 254	City	
-	-	1	157	101	56	20	12	-	-	-	Village	
543	325	-	-	-	-	-	-	535	336	199	Total	Vocational and technical
534	314	-	-	-	-	-	-	535	336	199	City	
9	11	-	-	-	-	-	-	-	-	-	Village	

Note: The number of open education students include the active students who are new entrants or who have renewed registration as of the end of 3 semesters in 2014.

(1) Total of teachers includes permanent teaching staff.

## 2.11 İstatistik Bölge Birimleri Sınıflaması 3. düzey, ortaöğretimde resmi ve özel ayırımında yerleşim yeri, okul, öğrenci, öğretmen ve derslik sayısı (devam)

[2014/15 Öğretim yılı başı]

İBBS 3. Düzey	Okul School	Toplam - Total						Resmi			
		Öğrenci - Students			Öğretmen <sup>(1)</sup> Teacher <sup>(1)</sup>	Derslik Classroom	Öğrenci - Students				
		Toplam Total	Erkek Male	Kadın Female			Okul School	Toplam Total	Erkek Male	Kadın Female	
<b>TRA23 Iğdır</b>	<b>Toplam</b>	<b>26</b>	<b>15 628</b>	<b>7 658</b>	<b>7 970</b>	<b>824</b>	<b>386</b>	<b>24</b>	<b>12 776</b>	<b>6 099</b>	<b>6 677</b>
	Şehir	25	15 290	7 415	7 875	805	378	23	12 438	5 856	6 582
	Köy	1	338	243	95	19	8	1	338	243	95
Genel	<b>Toplam</b>	<b>15</b>	<b>9 234</b>	<b>4 392</b>	<b>4 842</b>	<b>448</b>	<b>217</b>	<b>13</b>	<b>6 830</b>	<b>2 969</b>	<b>3 861</b>
	Şehir	15	9 234	4 392	4 842	448	217	13	6 830	2 969	3 861
	Köy	-	-	-	-	-	-	-	-	-	-
Mesleki ve teknik	<b>Toplam</b>	<b>11</b>	<b>6 394</b>	<b>3 266</b>	<b>3 128</b>	<b>376</b>	<b>169</b>	<b>11</b>	<b>5 946</b>	<b>3 130</b>	<b>2 816</b>
	Şehir	10	6 056	3 023	3 033	357	161	10	5 608	2 887	2 721
	Köy	1	338	243	95	19	8	1	338	243	95
<b>TRA24 Ardahan</b>	<b>Toplam</b>	<b>23</b>	<b>7 631</b>	<b>3 946</b>	<b>3 685</b>	<b>530</b>	<b>245</b>	<b>23</b>	<b>6 370</b>	<b>3 196</b>	<b>3 174</b>
	Şehir	22	7 494	3 865	3 629	513	239	22	6 233	3 115	3 118
	Köy	1	137	81	56	17	6	1	137	81	56
Genel	<b>Toplam</b>	<b>7</b>	<b>2 932</b>	<b>1 466</b>	<b>1 466</b>	<b>133</b>	<b>71</b>	<b>7</b>	<b>1 952</b>	<b>849</b>	<b>1 103</b>
	Şehir	7	2 899	1 447	1 452	128	65	7	1 919	830	1 089
	Köy	-	33	19	14	5	6	-	33	19	14
Mesleki ve teknik	<b>Toplam</b>	<b>16</b>	<b>4 699</b>	<b>2 480</b>	<b>2 219</b>	<b>397</b>	<b>174</b>	<b>16</b>	<b>4 418</b>	<b>2 347</b>	<b>2 071</b>
	Şehir	15	4 595	2 418	2 177	385	174	15	4 314	2 285	2 029
	Köy	1	104	62	42	12	-	1	104	62	42
<b>TRB11 Malatya</b>	<b>Toplam</b>	<b>119</b>	<b>66 953</b>	<b>35 454</b>	<b>31 499</b>	<b>3 925</b>	<b>1 987</b>	<b>99</b>	<b>47 449</b>	<b>24 208</b>	<b>23 241</b>
	Şehir	119	66 953	35 454	31 499	3 925	1 987	99	47 449	24 208	23 241
	Köy	-	-	-	-	-	-	-	-	-	-
Genel	<b>Toplam</b>	<b>52</b>	<b>36 084</b>	<b>18 905</b>	<b>17 179</b>	<b>1 674</b>	<b>879</b>	<b>40</b>	<b>22 797</b>	<b>10 843</b>	<b>11 954</b>
	Şehir	52	36 084	18 905	17 179	1 674	879	40	22 797	10 843	11 954
	Köy	-	-	-	-	-	-	-	-	-	-
Mesleki ve teknik	<b>Toplam</b>	<b>67</b>	<b>30 869</b>	<b>16 549</b>	<b>14 320</b>	<b>2 251</b>	<b>1 108</b>	<b>59</b>	<b>24 652</b>	<b>13 365</b>	<b>11 287</b>
	Şehir	67	30 869	16 549	14 320	2 251	1 108	59	24 652	13 365	11 287
	Köy	-	-	-	-	-	-	-	-	-	-
<b>TRB12 Elazığ</b>	<b>Toplam</b>	<b>79</b>	<b>48 238</b>	<b>24 977</b>	<b>23 261</b>	<b>2 722</b>	<b>1 284</b>	<b>72</b>	<b>34 538</b>	<b>17 734</b>	<b>16 804</b>
	Şehir	76	47 398	24 528	22 870	2 654	1 242	69	33 698	17 285	16 413
	Köy	3	840	449	391	68	42	3	840	449	391
Genel	<b>Toplam</b>	<b>36</b>	<b>26 441</b>	<b>13 476</b>	<b>12 965</b>	<b>1 230</b>	<b>652</b>	<b>31</b>	<b>16 138</b>	<b>7 859</b>	<b>8 279</b>
	Şehir	36	26 441	13 476	12 965	1 230	652	31	16 138	7 859	8 279
	Köy	-	-	-	-	-	-	-	-	-	-
Mesleki ve teknik	<b>Toplam</b>	<b>43</b>	<b>21 797</b>	<b>11 501</b>	<b>10 296</b>	<b>1 492</b>	<b>632</b>	<b>41</b>	<b>18 400</b>	<b>9 875</b>	<b>8 525</b>
	Şehir	40	20 957	11 052	9 905	1 424	590	38	17 560	9 426	8 134
	Köy	3	840	449	391	68	42	3	840	449	391
<b>TRB13 Bingöl</b>	<b>Toplam</b>	<b>36</b>	<b>23 155</b>	<b>12 490</b>	<b>10 665</b>	<b>1 105</b>	<b>550</b>	<b>35</b>	<b>15 134</b>	<b>8 024</b>	<b>7 110</b>
	Şehir	36	23 155	12 490	10 665	1 105	550	35	15 134	8 024	7 110
	Köy	-	-	-	-	-	-	-	-	-	-
Genel	<b>Toplam</b>	<b>14</b>	<b>12 788</b>	<b>7 136</b>	<b>5 652</b>	<b>435</b>	<b>249</b>	<b>13</b>	<b>6 290</b>	<b>3 391</b>	<b>2 899</b>
	Şehir	14	12 788	7 136	5 652	435	249	13	6 290	3 391	2 899
	Köy	-	-	-	-	-	-	-	-	-	-
Mesleki ve teknik	<b>Toplam</b>	<b>22</b>	<b>10 367</b>	<b>5 354</b>	<b>5 013</b>	<b>670</b>	<b>301</b>	<b>22</b>	<b>8 844</b>	<b>4 633</b>	<b>4 211</b>
	Şehir	22	10 367	5 354	5 013	670	301	22	8 844	4 633	4 211
	Köy	-	-	-	-	-	-	-	-	-	-
<b>TRB14 Tunceli</b>	<b>Toplam</b>	<b>25</b>	<b>4 213</b>	<b>2 249</b>	<b>1 964</b>	<b>391</b>	<b>276</b>	<b>23</b>	<b>2 978</b>	<b>1 514</b>	<b>1 464</b>
	Şehir	25	4 213	2 249	1 964	391	276	23	2 978	1 514	1 464
	Köy	-	-	-	-	-	-	-	-	-	-
Genel	<b>Toplam</b>	<b>9</b>	<b>2 539</b>	<b>1 310</b>	<b>1 229</b>	<b>178</b>	<b>108</b>	<b>7</b>	<b>1 568</b>	<b>736</b>	<b>832</b>
	Şehir	9	2 539	1 310	1 229	178	108	7	1 568	736	832
	Köy	-	-	-	-	-	-	-	-	-	-
Mesleki ve teknik	<b>Toplam</b>	<b>16</b>	<b>1 674</b>	<b>939</b>	<b>735</b>	<b>213</b>	<b>168</b>	<b>16</b>	<b>1 410</b>	<b>778</b>	<b>632</b>
	Şehir	16	1 674	939	735	213	168	16	1 410	778	632
	Köy	-	-	-	-	-	-	-	-	-	-
<b>TRB21 Van</b>	<b>Toplam</b>	<b>118</b>	<b>82 147</b>	<b>44 881</b>	<b>37 266</b>	<b>3 542</b>	<b>2 255</b>	<b>110</b>	<b>61 194</b>	<b>31 899</b>	<b>29 295</b>
	Şehir	118	82 147	44 881	37 266	3 542	2 255	110	61 194	31 899	29 295
	Köy	-	-	-	-	-	-	-	-	-	-
Genel	<b>Toplam</b>	<b>42</b>	<b>37 671</b>	<b>22 454</b>	<b>15 217</b>	<b>1 324</b>	<b>856</b>	<b>36</b>	<b>21 584</b>	<b>11 477</b>	<b>10 107</b>
	Şehir	42	37 671	22 454	15 217	1 324	856	36	21 584	11 477	10 107
	Köy	-	-	-	-	-	-	-	-	-	-
Mesleki ve teknik	<b>Toplam</b>	<b>76</b>	<b>44 476</b>	<b>22 427</b>	<b>22 049</b>	<b>2 218</b>	<b>1 399</b>	<b>74</b>	<b>39 610</b>	<b>20 422</b>	<b>19 188</b>
	Şehir	76	44 476	22 427	22 049	2 218	1 399	74	39 610	20 422	19 188
	Köy	-	-	-	-	-	-	-	-	-	-

Not. Açıköğretim öğrenci sayıları 2014 yılı içerisinde 3 dönem sonu itibarıyla yeni kayıt yaptıran ve kayıt yenileyen aktif öğrencileri kapsar.

(1) Toplam öğretmen, kadrolu öğretmenleri kapsar.

2.11. Number of schools, students, teachers and classrooms in public and private secondary education institutions by settlement place according to Statistical Regions Level 3 (continued)

[Beginning of the educational year 2014/15]

Public			Özel - Private			Açıköğretim lisesi Open secondary education						
Öğret-men <sup>(1)</sup> Teacher <sup>(1)</sup>	Derslik Classroom	Okul School	Öğrenci - Students			Öğret-men <sup>(1)</sup> Teacher <sup>(1)</sup>	Derslik Classroom	Öğrenci - Students			SR Level 3	
			Toplam Total	Erkek Male	Kadın Female			Toplam Total	Erkek Male	Kadın Female		
774	369	2	431	233	198	50	17	2 421	1 326	1 095	<b>Total</b>	Iğdir TRA23
755	361	2	431	233	198	50	17	2 421	1 326	1 095		City
19	8	-	-	-	-	-	-	-	-	-		Village
398	200	2	431	233	198	50	17	1 973	1 190	783	<b>Total</b>	General
398	200	2	431	233	198	50	17	1 973	1 190	783		City
-	-	-	-	-	-	-	-	-	-	-		Village
376	169	-	-	-	-	-	-	448	136	312	<b>Total</b>	Vocational and technical
357	161	-	-	-	-	-	-	448	136	312		City
19	8	-	-	-	-	-	-	-	-	-		Village
530	245	-	-	-	-	-	-	1 261	750	511	<b>Total</b>	Ardahan TRA23
513	239	-	-	-	-	-	-	1 261	750	511		City
17	6	-	-	-	-	-	-	-	-	-		Village
133	71	-	-	-	-	-	-	980	617	363	<b>Total</b>	General
128	65	-	-	-	-	-	-	980	617	363		City
5	6	-	-	-	-	-	-	-	-	-		Village
397	174	-	-	-	-	-	-	281	133	148	<b>Total</b>	Vocational and technical
385	174	-	-	-	-	-	-	281	133	148		City
12	-	-	-	-	-	-	-	-	-	-		Village
3 556	1 706	20	2 720	1 592	1 128	369	281	16 784	9 654	7 130	<b>Total</b>	Malatya TRB11
3 556	1 706	20	2 720	1 592	1 128	369	281	16 784	9 654	7 130		City
-	-	-	-	-	-	-	-	-	-	-		Village
1 417	735	12	1 421	829	592	257	144	11 866	7 233	4 633	<b>Total</b>	General
1 417	735	12	1 421	829	592	257	144	11 866	7 233	4 633		City
-	-	-	-	-	-	-	-	-	-	-		Village
2 139	971	8	1 299	763	536	112	137	4 918	2 421	2 497	<b>Total</b>	Vocational and technical
2 139	971	8	1 299	763	536	112	137	4 918	2 421	2 497		City
-	-	-	-	-	-	-	-	-	-	-		Village
2 581	1 217	7	855	475	380	141	67	12 845	6 768	6 077	<b>Total</b>	Elazığ TRB12
2 513	1 175	7	855	475	380	141	67	12 845	6 768	6 077		City
68	42	-	-	-	-	-	-	-	-	-		Village
1 123	588	5	609	361	248	107	64	9 694	5 256	4 438	<b>Total</b>	General
1 123	588	5	609	361	248	107	64	9 694	5 256	4 438		City
-	-	-	-	-	-	-	-	-	-	-		Village
1 458	629	2	246	114	132	34	3	3 151	1 512	1 639	<b>Total</b>	Vocational and technical
1 390	587	2	246	114	132	34	3	3 151	1 512	1 639		City
68	42	-	-	-	-	-	-	-	-	-		Village
1 086	537	1	283	194	89	19	13	7 738	4 272	3 466	<b>Total</b>	Bingöl TRB13
1 086	537	1	283	194	89	19	13	7 738	4 272	3 466		City
-	-	-	-	-	-	-	-	-	-	-		Village
416	236	1	283	194	89	19	13	6 215	3 551	2 664	<b>Total</b>	General
416	236	1	283	194	89	19	13	6 215	3 551	2 664		City
-	-	-	-	-	-	-	-	-	-	-		Village
670	301	-	-	-	-	-	-	1 523	721	802	<b>Total</b>	Vocational and technical
670	301	-	-	-	-	-	-	1 523	721	802		City
-	-	-	-	-	-	-	-	-	-	-		Village
343	268	2	166	91	75	48	8	1 069	644	425	<b>Total</b>	Tunceli TRB14
343	268	2	166	91	75	48	8	1 069	644	425		City
-	-	-	-	-	-	-	-	-	-	-		Village
130	100	2	166	91	75	48	8	805	483	322	<b>Total</b>	General
130	100	2	166	91	75	48	8	805	483	322		City
-	-	-	-	-	-	-	-	-	-	-		Village
213	168	-	-	-	-	-	-	264	161	103	<b>Total</b>	Vocational and technical
213	168	-	-	-	-	-	-	264	161	103		City
-	-	-	-	-	-	-	-	-	-	-		Village
3 463	2 192	8	1 391	821	570	79	63	19 562	12 161	7 401	<b>Total</b>	Van TRB21
3 463	2 192	8	1 391	821	570	79	63	19 562	12 161	7 401		City
-	-	-	-	-	-	-	-	-	-	-		Village
1 253	793	6	1 140	684	456	71	63	14 947	10 293	4 654	<b>Total</b>	General
1 253	793	6	1 140	684	456	71	63	14 947	10 293	4 654		City
-	-	-	-	-	-	-	-	-	-	-		Village
2 210	1 399	2	251	137	114	8	-	4 615	1 868	2 747	<b>Total</b>	Vocational and technical
2 210	1 399	2	251	137	114	8	-	4 615	1 868	2 747		City
-	-	-	-	-	-	-	-	-	-	-		Village

Note. The number of open education students include the active students who are new entrants or who have renewed registration as of the end of 3 semesters in 2014.

(1) Total of teachers includes permanent teaching staff.

## 2.11 İstatistik Bölge Birimleri Sınıflaması 3. düzey, ortaöğretimde resmi ve özel ayırımında yerleşim yeri, okul, öğrenci, öğretmen ve derslik sayısı (devam)

[2014/15 Öğretim yılı başı]

İBBS 3. Düzey	Toplam - Total							Resmi			
	Okul School	Öğrenci - Students			Öğretmen <sup>(1)</sup> Teacher	Derslik Classroom	Okul School	Öğrenci - Students			
		Toplam Total	Erkek Male	Kadın Female				Toplam Total	Erkek Male	Kadın Female	
<b>TRB22 Muş</b>	<b>Toplam</b>	<b>44</b>	<b>29 828</b>	<b>16 991</b>	<b>12 837</b>	<b>1 296</b>	<b>739</b>	<b>44</b>	<b>21 665</b>	<b>12 129</b>	<b>9 536</b>
	Şehir	40	28 252	16 202	12 050	1 205	674	40	20 089	11 340	8 749
	Köy	4	1 576	789	787	91	65	4	1 576	789	787
Genel	<b>Toplam</b>	<b>16</b>	<b>13 293</b>	<b>7 550</b>	<b>5 743</b>	<b>373</b>	<b>241</b>	<b>16</b>	<b>6 627</b>	<b>3 516</b>	<b>3 111</b>
	Şehir	15	12 859	7 346	5 513	345	225	15	6 193	3 312	2 881
	Köy	1	434	204	230	28	16	1	434	204	230
Mesleki ve teknik	<b>Toplam</b>	<b>28</b>	<b>16 535</b>	<b>9 441</b>	<b>7 094</b>	<b>923</b>	<b>498</b>	<b>28</b>	<b>15 038</b>	<b>8 613</b>	<b>6 425</b>
	Şehir	25	15 393	8 856	6 537	860	449	25	13 896	8 028	5 868
	Köy	3	1 142	585	557	63	49	3	1 142	585	557
<b>TRB23 Bitlis</b>	<b>Toplam</b>	<b>49</b>	<b>28 197</b>	<b>16 482</b>	<b>11 715</b>	<b>1 207</b>	<b>651</b>	<b>48</b>	<b>18 840</b>	<b>10 740</b>	<b>8 100</b>
	Şehir	49	28 197	16 482	11 715	1 207	651	48	18 840	10 740	8 100
	Köy	-	-	-	-	-	-	-	-	-	-
Genel	<b>Toplam</b>	<b>19</b>	<b>16 194</b>	<b>9 906</b>	<b>6 288</b>	<b>484</b>	<b>301</b>	<b>18</b>	<b>8 156</b>	<b>4 872</b>	<b>3 284</b>
	Şehir	19	16 194	9 906	6 288	484	301	18	8 156	4 872	3 284
	Köy	-	-	-	-	-	-	-	-	-	-
Mesleki ve teknik	<b>Toplam</b>	<b>30</b>	<b>12 003</b>	<b>6 576</b>	<b>5 427</b>	<b>723</b>	<b>350</b>	<b>30</b>	<b>10 684</b>	<b>5 868</b>	<b>4 816</b>
	Şehir	30	12 003	6 576	5 427	723	350	30	10 684	5 868	4 816
	Köy	-	-	-	-	-	-	-	-	-	-
<b>TRB24 Hakkari</b>	<b>Toplam</b>	<b>34</b>	<b>25 182</b>	<b>13 153</b>	<b>12 029</b>	<b>940</b>	<b>385</b>	<b>33</b>	<b>18 510</b>	<b>9 349</b>	<b>9 161</b>
	Şehir	30	23 939	12 441	11 498	874	356	29	17 267	8 637	8 630
	Köy	4	1 243	712	531	66	29	4	1 243	712	531
Genel	<b>Toplam</b>	<b>13</b>	<b>12 576</b>	<b>6 458</b>	<b>6 118</b>	<b>379</b>	<b>158</b>	<b>13</b>	<b>8 116</b>	<b>3 807</b>	<b>4 309</b>
	Şehir	13	12 576	6 458	6 118	379	158	13	8 116	3 807	4 309
	Köy	-	-	-	-	-	-	-	-	-	-
Mesleki ve teknik	<b>Toplam</b>	<b>21</b>	<b>12 606</b>	<b>6 695</b>	<b>5 911</b>	<b>561</b>	<b>227</b>	<b>20</b>	<b>10 394</b>	<b>5 542</b>	<b>4 852</b>
	Şehir	17	11 363	5 983	5 380	495	198	16	9 151	4 830	4 321
	Köy	4	1 243	712	531	66	29	4	1 243	712	531
<b>TRC11 Gaziantep</b>	<b>Toplam</b>	<b>176</b>	<b>144 931</b>	<b>76 632</b>	<b>68 299</b>	<b>5 829</b>	<b>2 820</b>	<b>143</b>	<b>103 285</b>	<b>51 740</b>	<b>51 545</b>
	Şehir	176	144 931	76 632	68 299	5 829	2 820	143	103 285	51 740	51 545
	Köy	-	-	-	-	-	-	-	-	-	-
Genel	<b>Toplam</b>	<b>86</b>	<b>78 695</b>	<b>42 430</b>	<b>36 265</b>	<b>2 604</b>	<b>1 413</b>	<b>63</b>	<b>46 010</b>	<b>22 186</b>	<b>23 824</b>
	Şehir	86	78 695	42 430	36 265	2 604	1 413	63	46 010	22 186	23 824
	Köy	-	-	-	-	-	-	-	-	-	-
Mesleki ve teknik	<b>Toplam</b>	<b>90</b>	<b>66 236</b>	<b>34 202</b>	<b>32 034</b>	<b>3 225</b>	<b>1 407</b>	<b>80</b>	<b>57 275</b>	<b>29 554</b>	<b>27 721</b>
	Şehir	90	66 236	34 202	32 034	3 225	1 407	80	57 275	29 554	27 721
	Köy	-	-	-	-	-	-	-	-	-	-
<b>TRC12 Adıyaman</b>	<b>Toplam</b>	<b>86</b>	<b>56 253</b>	<b>30 010</b>	<b>26 243</b>	<b>2 707</b>	<b>1 356</b>	<b>79</b>	<b>39 730</b>	<b>19 979</b>	<b>19 751</b>
	Şehir	72	53 313	28 360	24 953	2 530	1 228	65	36 790	18 329	18 461
	Köy	14	2 940	1 650	1 290	177	128	14	2 940	1 650	1 290
Genel	<b>Toplam</b>	<b>27</b>	<b>27 833</b>	<b>15 149</b>	<b>12 684</b>	<b>989</b>	<b>521</b>	<b>23</b>	<b>14 855</b>	<b>6 963</b>	<b>7 892</b>
	Şehir	27	27 833	15 149	12 684	989	521	23	14 855	6 963	7 892
	Köy	-	-	-	-	-	-	-	-	-	-
Mesleki ve teknik	<b>Toplam</b>	<b>59</b>	<b>28 420</b>	<b>14 861</b>	<b>13 559</b>	<b>1 718</b>	<b>835</b>	<b>56</b>	<b>24 875</b>	<b>13 016</b>	<b>11 859</b>
	Şehir	45	25 480	13 211	12 269	1 541	707	42	21 935	11 366	10 569
	Köy	14	2 940	1 650	1 290	177	128	14	2 940	1 650	1 290
<b>TRC13 Kilis</b>	<b>Toplam</b>	<b>17</b>	<b>10 617</b>	<b>5 476</b>	<b>5 141</b>	<b>547</b>	<b>321</b>	<b>17</b>	<b>8 178</b>	<b>4 061</b>	<b>4 117</b>
	Şehir	17	10 617	5 476	5 141	547	321	17	8 178	4 061	4 117
	Köy	-	-	-	-	-	-	-	-	-	-
Genel	<b>Toplam</b>	<b>6</b>	<b>5 163</b>	<b>2 495</b>	<b>2 668</b>	<b>178</b>	<b>122</b>	<b>6</b>	<b>3 144</b>	<b>1 271</b>	<b>1 873</b>
	Şehir	6	5 163	2 495	2 668	178	122	6	3 144	1 271	1 873
	Köy	-	-	-	-	-	-	-	-	-	-
Mesleki ve teknik	<b>Toplam</b>	<b>11</b>	<b>5 454</b>	<b>2 981</b>	<b>2 473</b>	<b>369</b>	<b>199</b>	<b>11</b>	<b>5 034</b>	<b>2 790</b>	<b>2 244</b>
	Şehir	11	5 454	2 981	2 473	369	199	11	5 034	2 790	2 244
	Köy	-	-	-	-	-	-	-	-	-	-
<b>TRC21 Şanlıurfa</b>	<b>Toplam</b>	<b>189</b>	<b>143 541</b>	<b>82 525</b>	<b>61 016</b>	<b>5 860</b>	<b>3 900</b>	<b>168</b>	<b>105 391</b>	<b>58 478</b>	<b>46 913</b>
	Şehir	189	143 541	82 525	61 016	5 860	3 900	168	105 391	58 478	46 913
	Köy	-	-	-	-	-	-	-	-	-	-
Genel	<b>Toplam</b>	<b>77</b>	<b>73 064</b>	<b>43 147</b>	<b>29 917</b>	<b>2 465</b>	<b>1 611</b>	<b>66</b>	<b>41 771</b>	<b>23 101</b>	<b>18 670</b>
	Şehir	77	73 064	43 147	29 917	2 465	1 611	66	41 771	23 101	18 670
	Köy	-	-	-	-	-	-	-	-	-	-
Mesleki ve teknik	<b>Toplam</b>	<b>112</b>	<b>70 477</b>	<b>39 378</b>	<b>31 099</b>	<b>3 395</b>	<b>2 289</b>	<b>102</b>	<b>63 620</b>	<b>35 377</b>	<b>28 243</b>
	Şehir	112	70 477	39 378	31 099	3 395	2 289	102	63 620	35 377	28 243
	Köy	-	-	-	-	-	-	-	-	-	-

Not. Açıköğretim öğrenci sayıları 2014 yılı içerisinde 3 dönem sonu itibarıyla yeni kayıt yaptıran ve kayıt yenileyen aktif öğrencileri kapsar.

(1) Toplam öğretmen, kadrolu öğretmenleri kapsar.



2.11. Number of schools, students, teachers and classrooms in public and private secondary education institutions by settlement place according to Statistical Regions Level 3 (continued)

[Beginning of the educational year 2014/15]

Public			Özel - Private			Açıköğretim lisesi Open secondary education						
Öğret-men <sup>(1)</sup> Teacher <sup>(1)</sup>	Derslik Classroom	Okul School	Öğrenci - Students			Öğret-men <sup>(1)</sup> Teacher <sup>(1)</sup>	Derslik Classroom	Öğrenci - Students			SR Level 3	
			Toplam Total	Erkek Male	Kadın Female			Toplam Total	Erkek Male	Kadın Female		
1 296	739	-	-	-	-	-	-	8 163	4 862	3 301	<b>Total</b>	Muş TRB22
1 205	674	-	-	-	-	-	-	8 163	4 862	3 301	City	
91	65	-	-	-	-	-	-	-	-	-	Village	
373	241	-	-	-	-	-	-	6 666	4 034	2 632	<b>Total</b>	General
345	225	-	-	-	-	-	-	6 666	4 034	2 632	City	
28	16	-	-	-	-	-	-	-	-	-	Village	
923	498	-	-	-	-	-	-	1 497	828	669	<b>Total</b>	Vocational and technical
860	449	-	-	-	-	-	-	1 497	828	669	City	
63	49	-	-	-	-	-	-	-	-	-	Village	
1 194	643	1	72	53	19	13	8	9 285	5 689	3 596	<b>Total</b>	Bitlis TRB23
1 194	643	1	72	53	19	13	8	9 285	5 689	3 596	City	
-	-	-	-	-	-	-	-	-	-	-	Village	
471	293	1	72	53	19	13	8	7 966	4 981	2 985	<b>Total</b>	General
471	293	1	72	53	19	13	8	7 966	4 981	2 985	City	
-	-	-	-	-	-	-	-	-	-	-	Village	
723	350	-	-	-	-	-	-	1 319	708	611	<b>Total</b>	Vocational and technical
723	350	-	-	-	-	-	-	1 319	708	611	City	
-	-	-	-	-	-	-	-	-	-	-	Village	
926	374	1	113	65	48	14	11	6 559	3 739	2 820	<b>Total</b>	Hakkari TRB24
860	345	1	113	65	48	14	11	6 559	3 739	2 820	City	
66	29	-	-	-	-	-	-	-	-	-	Village	
379	158	-	-	-	-	-	-	4 460	2 651	1 809	<b>Total</b>	General
379	158	-	-	-	-	-	-	4 460	2 651	1 809	City	
-	-	-	-	-	-	-	-	-	-	-	Village	
547	216	1	113	65	48	14	11	2 099	1 088	1 011	<b>Total</b>	Vocational and technical
481	187	1	113	65	48	14	11	2 099	1 088	1 011	City	
66	29	-	-	-	-	-	-	-	-	-	Village	
5 288	2 519	33	5 959	3 336	2 623	541	301	35 687	21 556	14 131	<b>Total</b>	Gaziantep TRC11
5 288	2 519	33	5 959	3 336	2 623	541	301	35 687	21 556	14 131	City	
-	-	-	-	-	-	-	-	-	-	-	Village	
2 218	1 220	23	3 625	2 070	1 555	386	193	29 060	18 174	10 886	<b>Total</b>	General
2 218	1 220	23	3 625	2 070	1 555	386	193	29 060	18 174	10 886	City	
-	-	-	-	-	-	-	-	-	-	-	Village	
3 070	1 299	10	2 334	1 266	1 068	155	108	6 627	3 382	3 245	<b>Total</b>	Vocational and technical
3 070	1 299	10	2 334	1 266	1 068	155	108	6 627	3 382	3 245	City	
-	-	-	-	-	-	-	-	-	-	-	Village	
2 583	1 267	7	893	535	358	124	89	15 630	9 496	6 134	<b>Total</b>	Adıyaman TRC12
2 406	1 139	7	893	535	358	124	89	15 630	9 496	6 134	City	
177	128	-	-	-	-	-	-	-	-	-	Village	
915	467	4	464	284	180	74	54	12 514	7 902	4 612	<b>Total</b>	General
915	467	4	464	284	180	74	54	12 514	7 902	4 612	City	
-	-	-	-	-	-	-	-	-	-	-	Village	
1 668	800	3	429	251	178	50	35	3 116	1 594	1 522	<b>Total</b>	Vocational and technical
1 491	672	3	429	251	178	50	35	3 116	1 594	1 522	City	
177	128	-	-	-	-	-	-	-	-	-	Village	
547	321	-	-	-	-	-	-	2 439	1 415	1 024	<b>Total</b>	Kilis TRC13
547	321	-	-	-	-	-	-	2 439	1 415	1 024	City	
-	-	-	-	-	-	-	-	-	-	-	Village	
178	122	-	-	-	-	-	-	2 019	1 224	795	<b>Total</b>	General
178	122	-	-	-	-	-	-	2 019	1 224	795	City	
-	-	-	-	-	-	-	-	-	-	-	Village	
369	199	-	-	-	-	-	-	420	191	229	<b>Total</b>	Vocational and technical
369	199	-	-	-	-	-	-	420	191	229	City	
-	-	-	-	-	-	-	-	-	-	-	Village	
5 441	3 564	21	4 474	2 824	1 650	419	336	33 676	21 223	12 453	<b>Total</b>	Şanlıurfa TRC21
5 441	3 564	21	4 474	2 824	1 650	419	336	33 676	21 223	12 453	City	
-	-	-	-	-	-	-	-	-	-	-	Village	
2 219	1 460	11	2 170	1 322	848	246	151	29 123	18 724	10 399	<b>Total</b>	General
2 219	1 460	11	2 170	1 322	848	246	151	29 123	18 724	10 399	City	
-	-	-	-	-	-	-	-	-	-	-	Village	
3 222	2 104	10	2 304	1 502	802	173	185	4 553	2 499	2 054	<b>Total</b>	Vocational and technical
3 222	2 104	10	2 304	1 502	802	173	185	4 553	2 499	2 054	City	
-	-	-	-	-	-	-	-	-	-	-	Village	

Note. The number of open education students include the active students who are new entrants or who have renewed registration as of the end of 3 semesters in 2014.

(1) Total of teachers includes permanent teaching staff.

## 2.11 İstatistikî Bölge Birimleri Sınıflaması 3. düzey, ortaöğretimde resmi ve özel ayırımında yerleşim yeri, okul, öğrenci, öğretmen ve derslik sayısı (devam)

[2014/15 Öğretim yılı başı]

İBBS 3. Düzey		Toplam - Total						Resmî			
		Öğrenci - Students				Öğretmen <sup>(1)</sup> Teacher <sup>(1)</sup>	Derslik Classroom	Öğrenci - Students			
		Okul School	Toplam Total	Erkek Male	Kadın Female			Okul School	Toplam Total	Erkek Male	Kadın Female
TRC22 Diyarbakır	<b>Toplam</b>	143	141 241	75 743	65 498	4 893	2 390	118	94 847	48 136	46 711
	Şehir	143	141 241	75 743	65 498	4 893	2 390	118	94 847	48 136	46 711
	Köy	-	-	-	-	-	-	-	-	-	-
Genel	<b>Toplam</b>	63	73 379	40 648	32 731	1 773	953	43	36 663	17 982	18 681
	Şehir	63	73 379	40 648	32 731	1 773	953	43	36 663	17 982	18 681
	Köy	-	-	-	-	-	-	-	-	-	-
Mesleki ve teknik	<b>Toplam</b>	80	67 862	35 095	32 767	3 120	1 437	75	58 184	30 154	28 030
	Şehir	80	67 862	35 095	32 767	3 120	1 437	75	58 184	30 154	28 030
	Köy	-	-	-	-	-	-	-	-	-	-
TRC31 Mardin	<b>Toplam</b>	91	70 763	39 062	31 701	2 665	1 589	83	48 212	24 961	23 251
	Şehir	91	70 763	39 062	31 701	2 665	1 589	83	48 212	24 961	23 251
	Köy	-	-	-	-	-	-	-	-	-	-
Genel	<b>Toplam</b>	31	40 163	22 764	17 399	1 091	614	27	21 119	10 736	10 383
	Şehir	31	40 163	22 764	17 399	1 091	614	27	21 119	10 736	10 383
	Köy	-	-	-	-	-	-	-	-	-	-
Mesleki ve teknik	<b>Toplam</b>	60	30 600	16 298	14 302	1 574	975	56	27 093	14 225	12 868
	Şehir	60	30 600	16 298	14 302	1 574	975	56	27 093	14 225	12 868
	Köy	-	-	-	-	-	-	-	-	-	-
TRC32 Batman	<b>Toplam</b>	63	57 374	31 617	25 757	2 214	1 159	51	37 296	18 630	18 666
	Şehir	60	56 969	31 364	25 605	2 144	1 127	48	36 891	18 377	18 514
	Köy	3	405	253	152	70	32	3	405	253	152
Genel	<b>Toplam</b>	32	34 603	19 570	15 033	1 102	620	25	19 976	9 981	9 995
	Şehir	32	34 603	19 570	15 033	1 102	620	25	19 976	9 981	9 995
	Köy	-	-	-	-	-	-	-	-	-	-
Mesleki ve teknik	<b>Toplam</b>	31	22 771	12 047	10 724	1 112	539	26	17 320	8 649	8 671
	Şehir	28	22 366	11 794	10 572	1 042	507	23	16 915	8 396	8 519
	Köy	3	405	253	152	70	32	3	405	253	152
TRC33 Şırnak	<b>Toplam</b>	55	46 075	25 480	20 595	1 531	909	50	31 744	16 283	15 461
	Şehir	45	42 533	23 546	18 987	1 401	787	40	28 202	14 349	13 853
	Köy	10	3 542	1 934	1 608	130	122	10	3 542	1 934	1 608
Genel	<b>Toplam</b>	17	21 193	12 010	9 183	490	299	15	8 839	3 971	4 868
	Şehir	17	21 193	12 010	9 183	490	299	15	8 839	3 971	4 868
	Köy	-	-	-	-	-	-	-	-	-	-
Mesleki ve teknik	<b>Toplam</b>	38	24 882	13 470	11 412	1 041	610	35	22 905	12 312	10 593
	Şehir	28	21 340	11 536	9 804	911	488	25	19 363	10 378	8 985
	Köy	10	3 542	1 934	1 608	130	122	10	3 542	1 934	1 608
TRC34 Siirt	<b>Toplam</b>	45	30 460	17 942	12 518	1 192	739	42	18 311	9 670	8 641
	Şehir	42	29 371	17 328	12 043	1 120	700	39	17 222	9 056	8 166
	Köy	3	1 089	614	475	72	39	3	1 089	614	475
Genel	<b>Toplam</b>	16	17 269	10 739	6 530	459	285	15	7 545	4 204	3 341
	Şehir	16	17 269	10 739	6 530	459	285	15	7 545	4 204	3 341
	Köy	-	-	-	-	-	-	-	-	-	-
Mesleki ve teknik	<b>Toplam</b>	29	13 191	7 203	5 988	733	454	27	10 766	5 466	5 300
	Şehir	26	12 102	6 589	5 513	661	415	24	9 677	4 852	4 825
	Köy	3	1 089	614	475	72	39	3	1 089	614	475

Not. Açıköğretim öğrenci sayıları 2014 yılı içerisinde 3 dönem sonu itibarıyla yeni kayıt yaptıran ve kayıt yenileyen aktif öğrencileri kapsar.

(1) Toplam öğretmen, kadrolu öğretmenleri kapsar.

2.11. Number of schools, students, teachers and classrooms in public and private secondary education institutions by settlement place according to Statistical Regions Level 3 (continued)

[Beginning of the educational year 2014/15]

Public			Özel - Private			Açıköğretim lisesi Open secondary education						
Öğret-men <sup>(1)</sup> Teacher <sup>(1)</sup>	Derslik Classroom	Okul School	Öğrenci - Students			Öğret-men <sup>(1)</sup> Teacher <sup>(1)</sup>	Derslik Classroom	Öğrenci - Students			SR Level 3	
			Toplam Total	Erkek Male	Kadın Female			Toplam Total	Erkek Male	Kadın Female		
4 524	2 126	25	4 391	2 553	1 838	369	264	42 003	25 054	16 949	<b>Total</b>	Diyarbakır
4 524	2 126	25	4 391	2 553	1 838	369	264	42 003	25 054	16 949		City
-	-	-	-	-	-	-	-	-	-	-		Village
1 483	758	20	3 005	1 821	1 184	290	195	33 711	20 845	12 866	<b>Total</b>	General
1 483	758	20	3 005	1 821	1 184	290	195	33 711	20 845	12 866		City
-	-	-	-	-	-	-	-	-	-	-		Village
3 041	1 368	5	1 386	732	654	79	69	8 292	4 209	4 083	<b>Total</b>	Vocational and technical
3 041	1 368	5	1 386	732	654	79	69	8 292	4 209	4 083		City
-	-	-	-	-	-	-	-	-	-	-		Village
2 584	1 465	8	872	520	352	81	124	21 679	13 581	8 098	<b>Total</b>	Mardin TRC31
2 584	1 465	8	872	520	352	81	124	21 679	13 581	8 098		City
-	-	-	-	-	-	-	-	-	-	-		Village
1 044	549	4	435	250	185	47	65	18 609	11 778	6 831	<b>Total</b>	General
1 044	549	4	435	250	185	47	65	18 609	11 778	6 831		City
-	-	-	-	-	-	-	-	-	-	-		Village
1 540	916	4	437	270	167	34	59	3 070	1 803	1 267	<b>Total</b>	Vocational and technical
1 540	916	4	437	270	167	34	59	3 070	1 803	1 267		City
-	-	-	-	-	-	-	-	-	-	-		Village
1 997	1 016	12	2 754	1 903	851	217	143	17 324	11 084	6 240	<b>Total</b>	Batman TRC32
1 927	984	12	2 754	1 903	851	217	143	17 324	11 084	6 240		City
70	32	-	-	-	-	-	-	-	-	-		Village
978	588	7	799	489	310	124	32	13 828	9 100	4 728	<b>Total</b>	General
978	588	7	799	489	310	124	32	13 828	9 100	4 728		City
-	-	-	-	-	-	-	-	-	-	-		Village
1 019	428	5	1 955	1 414	541	93	111	3 496	1 984	1 512	<b>Total</b>	Vocational and technical
949	396	5	1 955	1 414	541	93	111	3 496	1 984	1 512		City
70	32	-	-	-	-	-	-	-	-	-		Village
1 483	905	5	231	153	78	48	4	14 100	9 044	5 056	<b>Total</b>	Şırnak TRC33
1 353	783	5	231	153	78	48	4	14 100	9 044	5 056		City
130	122	-	-	-	-	-	-	-	-	-		Village
475	299	2	6	5	1	15	-	12 348	8 034	4 314	<b>Total</b>	General
475	299	2	6	5	1	15	-	12 348	8 034	4 314		City
-	-	-	-	-	-	-	-	-	-	-		Village
1 008	606	3	225	148	77	33	4	1 752	1 010	742	<b>Total</b>	Vocational and technical
878	484	3	225	148	77	33	4	1 752	1 010	742		City
130	122	-	-	-	-	-	-	-	-	-		Village
1 156	701	3	385	308	77	36	38	11 764	7 964	3 800	<b>Total</b>	Siirt TRC34
1 084	662	3	385	308	77	36	38	11 764	7 964	3 800		City
72	39	-	-	-	-	-	-	-	-	-		Village
450	267	1	31	25	6	9	18	9 693	6 510	3 183	<b>Total</b>	General
450	267	1	31	25	6	9	18	9 693	6 510	3 183		City
-	-	-	-	-	-	-	-	-	-	-		Village
706	434	2	354	283	71	27	20	2 071	1 454	617	<b>Total</b>	Vocational and technical
634	395	2	354	283	71	27	20	2 071	1 454	617		City
72	39	-	-	-	-	-	-	-	-	-		Village

Note. The number of open education students include the active students who are new entrants or who have renewed registration as of the end of 3 semesters in 2014.

(1) Total of teachers includes permanent teaching staff.

## 2.12 İstatistiki Bölge Birimleri Sınıflaması 3. düzey, yerleşim yeri ve sınıflara göre ortaöğretimde okul, şube ve öğrenci sayısı

[2014/15 Öğretim yılı başı]

İBBS 3. Düzey		Toplam - Total						Sınıflara Göre Öğrenci - Students by Grade					
		Öğrenci - Students						Hazırlık sınıfı Preparatory class			9. sınıf Grade 9		
		Okul School	Şube Division	Toplam Total	Erkek Male	Kadın Female	Şube Division	Erkek Male	Kadın Female	Şube Division	Erkek Male	Kadın Female	
TR Türkiye	Toplam	9 061	200 339	5 691 071	2 988 928	2 702 143	702	7 150	10 087	65 188	747 481	628 037	
	Şehir	8 856	197 745	5 657 411	2 970 606	2 686 805	699	7 120	10 027	64 123	739 739	622 766	
	Köy	205	2 594	33 660	18 322	15 338	3	30	60	1 065	7 742	5 271	
Genel	Toplam	3 955	80 665	2 902 954	1 492 653	1 410 301	635	6 464	9 308	22 107	232 573	249 755	
	Şehir	3 925	80 289	2 896 708	1 489 636	1 407 072	632	6 434	9 248	22 001	231 670	248 880	
	Köy	30	376	6 246	3 017	3 229	3	30	60	106	903	875	
Mesleki ve teknik	Toplam	5 106	119 674	2 788 117	1 496 275	1 291 842	67	686	779	43 081	514 908	378 282	
	Şehir	4 931	117 456	2 760 703	1 480 970	1 279 733	67	686	779	42 122	508 069	373 886	
	Köy	175	2 218	27 414	15 305	12 109	-	-	-	959	6 839	4 396	
TR100 İstanbul	Toplam	1 185	32 058	1 043 937	543 481	500 456	258	2 697	2 924	10 815	127 926	107 753	
	Şehir	1 185	32 058	1 043 937	543 481	500 456	258	2 697	2 924	10 815	127 926	107 753	
	Köy	-	-	-	-	-	-	-	-	-	-	-	
Genel	Toplam	594	12 865	513 710	271 225	242 485	240	2 462	2 683	3 459	30 647	31 254	
	Şehir	594	12 865	513 710	271 225	242 485	240	2 462	2 683	3 459	30 647	31 254	
	Köy	-	-	-	-	-	-	-	-	-	-	-	
Mesleki ve teknik	Toplam	591	19 193	530 227	272 256	257 971	18	235	241	7 356	97 279	76 499	
	Şehir	591	19 193	530 227	272 256	257 971	18	235	241	7 356	97 279	76 499	
	Köy	-	-	-	-	-	-	-	-	-	-	-	
TR211 Tekirdağ	Toplam	91	1 997	58 194	30 761	27 433	4	39	81	567	7 101	5 953	
	Şehir	91	1 997	58 194	30 761	27 433	4	39	81	567	7 101	5 953	
	Köy	-	-	-	-	-	-	-	-	-	-	-	
Genel	Toplam	39	781	30 690	15 119	15 571	4	39	81	182	2 396	2 699	
	Şehir	39	781	30 690	15 119	15 571	4	39	81	182	2 396	2 699	
	Köy	-	-	-	-	-	-	-	-	-	-	-	
Mesleki ve teknik	Toplam	52	1 216	27 504	15 642	11 862	-	-	-	385	4 705	3 254	
	Şehir	52	1 216	27 504	15 642	11 862	-	-	-	385	4 705	3 254	
	Köy	-	-	-	-	-	-	-	-	-	-	-	
TR212 Edirne	Toplam	58	937	21 261	11 326	9 935	6	49	117	227	2 761	2 158	
	Şehir	56	923	20 964	11 187	9 777	6	49	117	222	2 722	2 107	
	Köy	2	14	297	139	158	-	-	-	5	39	51	
Genel	Toplam	24	401	11 731	5 666	6 065	6	49	117	94	1 115	1 158	
	Şehir	23	393	11 522	5 580	5 942	6	49	117	92	1 093	1 120	
	Köy	1	8	209	86	123	-	-	-	2	22	38	
Mesleki ve teknik	Toplam	34	536	9 530	5 660	3 870	-	-	-	133	1 646	1 000	
	Şehir	33	530	9 442	5 607	3 835	-	-	-	130	1 629	987	
	Köy	1	6	88	53	35	-	-	-	3	17	13	
TR213 Kırklareli	Toplam	46	774	19 197	10 225	8 972	2	17	43	200	2 340	1 969	
	Şehir	43	738	18 729	9 963	8 766	2	17	43	190	2 265	1 935	
	Köy	3	36	468	262	206	-	-	-	10	75	34	
Genel	Toplam	20	289	9 807	4 751	5 056	2	17	43	72	928	1 056	
	Şehir	20	287	9 777	4 740	5 037	2	17	43	72	928	1 056	
	Köy	-	2	30	11	19	-	-	-	-	-	-	
Mesleki ve teknik	Toplam	26	485	9 390	5 474	3 916	-	-	-	128	1 412	913	
	Şehir	23	451	8 952	5 223	3 729	-	-	-	118	1 337	879	
	Köy	3	34	438	251	187	-	-	-	10	75	34	
TR221 Balıkesir	Toplam	154	2 989	71 581	36 941	34 640	10	126	199	820	8 980	7 443	
	Şehir	154	2 989	71 581	36 941	34 640	10	126	199	820	8 980	7 443	
	Köy	-	-	-	-	-	-	-	-	-	-	-	
Genel	Toplam	63	1 218	36 694	17 719	18 975	10	126	199	317	3 242	3 626	
	Şehir	63	1 218	36 694	17 719	18 975	10	126	199	317	3 242	3 626	
	Köy	-	-	-	-	-	-	-	-	-	-	-	
Mesleki ve teknik	Toplam	91	1 771	34 887	19 222	15 665	-	-	-	503	5 738	3 817	
	Şehir	91	1 771	34 887	19 222	15 665	-	-	-	503	5 738	3 817	
	Köy	-	-	-	-	-	-	-	-	-	-	-	
TR222 Çanakkale	Toplam	82	1 221	26 754	14 044	12 710	2	21	39	322	3 399	2 754	
	Şehir	72	1 110	26 221	13 780	12 441	2	21	39	288	3 306	2 693	
	Köy	10	111	533	264	269	-	-	-	34	93	61	
Genel	Toplam	33	510	15 154	7 172	7 982	2	21	39	123	1 366	1 562	
	Şehir	30	481	14 674	6 939	7 735	2	21	39	115	1 285	1 508	
	Köy	3	29	480	233	247	-	-	-	8	81	54	
Mesleki ve teknik	Toplam	49	711	11 600	6 872	4 728	-	-	-	199	2 033	1 192	
	Şehir	42	629	11 547	6 841	4 706	-	-	-	173	2 021	1 185	
	Köy	7	82	53	31	22	-	-	-	26	12	7	

Not. Açıköğretim öğrenci sayıları 2014 yılı içerisinde 3 dönem sonu itibarıyla yeni kayıt yaptıran ve kayıt yenileyen aktif öğrencileri kapsar.

## 2.12 Number of schools, divisions and students in secondary education by grade and settlement place according to Statistical Regions Level 3

[Beginning of the educational year 2014/15]

Sınıflara Göre Öğrenci - Students by Grade												SR Level 3	
10. sınıf Grade 10			11. sınıf Grade 11			12. sınıf Grade 12			Açıköğretim Lisesi Open secondary education		Total		
Şube Division	Erkek Male	Kadın Female	Şube Division	Erkek Male	Kadın Female	Şube Division	Erkek Male	Kadın Female	Erkek Male	Kadın Female		City	Village
47 913	533 658	517 246	45 019	463 613	473 627	41 517	413 170	426 568	823 856	646 578			Turkey TR
47 366	529 829	513 714	44 513	460 104	470 190	41 044	409 958	423 530	823 856	646 578			
547	3 829	3 532	506	3 509	3 437	473	3 212	3 038	-	-			Village
18 983	203 968	225 266	19 431	197 870	222 105	19 509	195 632	222 903	656 146	480 964			General
18 894	203 264	224 478	19 343	197 160	221 325	19 419	194 962	222 177	656 146	480 964			
89	704	788	88	710	780	90	670	726	-	-			Village
28 930	329 690	291 980	25 588	265 743	251 522	22 008	217 538	203 665	167 710	165 614			Vocational and technical
28 472	326 565	289 236	25 170	262 944	248 865	21 625	214 996	201 353	167 710	165 614			
458	3 125	2 744	418	2 799	2 657	383	2 542	2 312	-	-			Village
7 811	90 379	90 411	6 877	77 951	82 791	6 297	68 644	75 695	175 884	140 882			Total
7 811	90 379	90 411	6 877	77 951	82 791	6 297	68 644	75 695	175 884	140 882			City
-	-	-	-	-	-	-	-	-	-	-			Village
2 930	29 171	28 403	3 123	33 304	35 555	3 113	32 841	38 044	142 800	106 546			Total
2 930	29 171	28 403	3 123	33 304	35 555	3 113	32 841	38 044	142 800	106 546			City
-	-	-	-	-	-	-	-	-	-	-			Village
4 881	61 208	62 008	3 754	44 647	47 236	3 184	35 803	37 651	33 084	34 336			Total
4 881	61 208	62 008	3 754	44 647	47 236	3 184	35 803	37 651	33 084	34 336			City
-	-	-	-	-	-	-	-	-	-	-			Village
454	5 725	5 363	490	5 170	5 225	482	4 876	4 632	7 850	6 179			Total
454	5 725	5 363	490	5 170	5 225	482	4 876	4 632	7 850	6 179			City
-	-	-	-	-	-	-	-	-	-	-			Village
165	2 117	2 559	203	1 947	2 561	227	1 982	2 428	6 638	5 243			Total
165	2 117	2 559	203	1 947	2 561	227	1 982	2 428	6 638	5 243			City
-	-	-	-	-	-	-	-	-	-	-			Village
289	3 608	2 804	287	3 223	2 664	255	2 894	2 204	1 212	936			Total
289	3 608	2 804	287	3 223	2 664	255	2 894	2 204	1 212	936			City
-	-	-	-	-	-	-	-	-	-	-			Village
226	2 312	2 019	235	2 171	2 081	243	2 136	2 096	1 897	1 464			Total
223	2 270	1 983	232	2 142	2 040	240	2 107	2 066	1 897	1 464			City
3	42	36	3	29	41	3	29	30	-	-			Village
92	1 025	1 273	102	853	1 150	107	996	1 131	1 628	1 236			Total
90	998	1 239	100	839	1 119	105	973	1 111	1 628	1 236			City
2	27	34	2	14	31	2	23	20	-	-			Village
134	1 287	746	133	1 318	931	136	1 140	965	269	228			Total
133	1 272	744	132	1 303	921	135	1 134	955	269	228			City
1	15	2	1	15	10	1	6	10	-	-			Village
190	2 078	1 917	194	2 044	1 815	188	1 837	1 819	1 909	1 409			Total
182	2 023	1 879	185	1 968	1 756	179	1 781	1 744	1 909	1 409			City
8	55	38	9	76	59	9	56	75	-	-			Village
71	895	1 076	70	753	891	74	701	876	1 457	1 114			Total
71	895	1 076	69	744	885	73	699	863	1 457	1 114			City
-	-	-	1	9	6	1	2	13	-	-			Village
119	1 183	841	124	1 291	924	114	1 136	943	452	295			Total
111	1 128	803	116	1 224	871	106	1 082	881	452	295			City
8	55	38	8	67	53	8	54	62	-	-			Village
695	7 251	7 081	733	6 613	6 737	731	6 534	6 359	7 437	6 821			Total
695	7 251	7 081	733	6 613	6 737	731	6 534	6 359	7 437	6 821			City
-	-	-	-	-	-	-	-	-	-	-			Village
286	2 985	3 670	312	2 648	3 304	293	2 520	3 083	6 198	5 093			Total
286	2 985	3 670	312	2 648	3 304	293	2 520	3 083	6 198	5 093			City
-	-	-	-	-	-	-	-	-	-	-			Village
409	4 266	3 411	421	3 965	3 433	438	4 014	3 276	1 239	1 728			Total
409	4 266	3 411	421	3 965	3 433	438	4 014	3 276	1 239	1 728			City
-	-	-	-	-	-	-	-	-	-	-			Village
299	2 765	2 588	296	2 733	2 626	302	2 608	2 499	2 518	2 204			Total
273	2 720	2 533	273	2 681	2 549	274	2 534	2 423	2 518	2 204			City
26	45	55	23	52	77	28	74	76	-	-			Village
126	1 233	1 576	128	1 198	1 528	131	1 178	1 440	2 176	1 837			Total
119	1 197	1 525	122	1 151	1 458	123	1 109	1 368	2 176	1 837			City
7	36	51	6	47	70	8	69	72	-	-			Village
173	1 532	1 012	168	1 535	1 098	171	1 430	1 059	342	367			Total
154	1 523	1 008	151	1 530	1 091	151	1 425	1 055	342	367			City
19	9	4	17	5	7	20	5	4	-	-			Village

Note. The number of open education students include the active students who are new entrants or who have renewed registration as of the end of 3 semesters in 2014.

## 2.12 İstatistik Bölge Birimleri Sınıflaması 3. düzey, yerleşim yeri ve sınıflara göre ortaöğretimde okul, şube ve öğrenci sayısı (devam)

[2014/15 Öğretim yılı başı]

İBBS 3. Düzey		Toplam - Total					Sınıflara Göre Öğrenci - Students by Grade					
		Öğrenci - Students					Hazırlık sınıfı Preparatory class			9. sınıf Grade 9		
		Okul School	Şube Division	Toplam Total	Erkek Male	Kadın Female	Şube Division	Erkek Male	Kadın Female	Şube Division	Erkek Male	Kadın Female
TR310 İzmir	Toplam	394	10 042	262 425	137 716	124 709	38	328	588	3 244	33 397	28 055
	Şehir	394	10 042	262 425	137 716	124 709	38	328	588	3 244	33 397	28 055
	Köy	-	-	-	-	-	-	-	-	-	-	-
Genel	Toplam	190	4 219	136 884	69 278	67 606	36	328	545	1 183	10 898	12 348
	Şehir	190	4 219	136 884	69 278	67 606	36	328	545	1 183	10 898	12 348
	Köy	-	-	-	-	-	-	-	-	-	-	-
Mesleki ve teknik	Toplam	204	5 823	125 541	68 438	57 103	2	-	43	2 061	22 499	15 707
	Şehir	204	5 823	125 541	68 438	57 103	2	-	43	2 061	22 499	15 707
	Köy	-	-	-	-	-	-	-	-	-	-	-
TR321 Aydın	Toplam	122	2 454	65 860	34 309	31 551	6	64	116	702	8 715	7 465
	Şehir	122	2 454	65 860	34 309	31 551	6	64	116	702	8 715	7 465
	Köy	-	-	-	-	-	-	-	-	-	-	-
Genel	Toplam	62	1 055	36 834	18 111	18 723	6	64	116	258	2 978	3 601
	Şehir	62	1 055	36 834	18 111	18 723	6	64	116	258	2 978	3 601
	Köy	-	-	-	-	-	-	-	-	-	-	-
Mesleki ve teknik	Toplam	60	1 399	29 026	16 198	12 828	-	-	-	444	5 737	3 864
	Şehir	60	1 399	29 026	16 198	12 828	-	-	-	444	5 737	3 864
	Köy	-	-	-	-	-	-	-	-	-	-	-
TR322 Denizli	Toplam	128	2 718	65 497	33 907	31 590	4	40	80	820	8 553	7 413
	Şehir	128	2 718	65 497	33 907	31 590	4	40	80	820	8 553	7 413
	Köy	-	-	-	-	-	-	-	-	-	-	-
Genel	Toplam	54	1 000	33 562	16 471	17 091	4	40	80	245	2 764	3 344
	Şehir	54	1 000	33 562	16 471	17 091	4	40	80	245	2 764	3 344
	Köy	-	-	-	-	-	-	-	-	-	-	-
Mesleki ve teknik	Toplam	74	1 718	31 935	17 436	14 499	-	-	-	575	5 789	4 069
	Şehir	74	1 718	31 935	17 436	14 499	-	-	-	575	5 789	4 069
	Köy	-	-	-	-	-	-	-	-	-	-	-
TR323 Muğla	Toplam	116	2 029	53 817	28 375	25 442	7	41	111	592	6 371	5 409
	Şehir	116	2 029	53 817	28 375	25 442	7	41	111	592	6 371	5 409
	Köy	-	-	-	-	-	-	-	-	-	-	-
Genel	Toplam	56	885	32 010	15 941	16 069	7	41	111	217	2 530	3 059
	Şehir	56	885	32 010	15 941	16 069	7	41	111	217	2 530	3 059
	Köy	-	-	-	-	-	-	-	-	-	-	-
Mesleki ve teknik	Toplam	60	1 144	21 807	12 434	9 373	-	-	-	375	3 841	2 350
	Şehir	60	1 144	21 807	12 434	9 373	-	-	-	375	3 841	2 350
	Köy	-	-	-	-	-	-	-	-	-	-	-
TR331 Manisa	Toplam	161	3 355	87 368	45 059	42 309	7	70	140	942	11 375	9 770
	Şehir	161	3 355	87 368	45 059	42 309	7	70	140	942	11 375	9 770
	Köy	-	-	-	-	-	-	-	-	-	-	-
Genel	Toplam	75	1 320	43 233	20 553	22 680	7	70	140	312	3 659	4 331
	Şehir	75	1 320	43 233	20 553	22 680	7	70	140	312	3 659	4 331
	Köy	-	-	-	-	-	-	-	-	-	-	-
Mesleki ve teknik	Toplam	86	2 035	44 135	24 506	19 629	-	-	-	630	7 716	5 439
	Şehir	86	2 035	44 135	24 506	19 629	-	-	-	630	7 716	5 439
	Köy	-	-	-	-	-	-	-	-	-	-	-
TR332 Afyonkarahisar	Toplam	120	1 990	48 375	25 870	22 505	9	114	142	625	6 822	5 246
	Şehir	108	1 848	47 091	25 121	21 970	9	114	142	569	6 555	5 051
	Köy	12	142	1 284	749	535	-	-	-	56	267	195
Genel	Toplam	43	665	23 140	11 790	11 350	9	114	142	178	1 775	2 292
	Şehir	43	665	23 140	11 790	11 350	9	114	142	178	1 775	2 292
	Köy	-	-	-	-	-	-	-	-	-	-	-
Mesleki ve teknik	Toplam	77	1 325	25 235	14 080	11 155	-	-	-	447	5 047	2 954
	Şehir	65	1 183	23 951	13 331	10 620	-	-	-	391	4 780	2 759
	Köy	12	142	1 284	749	535	-	-	-	56	267	195
TR333 Kütahya	Toplam	93	1 587	38 804	20 452	18 352	3	24	66	450	4 859	3 866
	Şehir	88	1 532	38 351	20 215	18 136	3	24	66	430	4 793	3 822
	Köy	5	55	453	237	216	-	-	-	20	66	44
Genel	Toplam	35	494	18 513	9 092	9 421	3	24	66	123	1 650	1 670
	Şehir	35	494	18 513	9 092	9 421	3	24	66	123	1 650	1 670
	Köy	-	-	-	-	-	-	-	-	-	-	-
Mesleki ve teknik	Toplam	58	1 093	20 291	11 360	8 931	-	-	-	327	3 209	2 196
	Şehir	53	1 038	19 838	11 123	8 715	-	-	-	307	3 143	2 152
	Köy	5	55	453	237	216	-	-	-	20	66	44

Not. Açıköğretim öğrenci sayıları 2014 yılı içerisinde 3 dönem sonu itibarıyla yeni kayıt yaptıran ve kayıt yenileyen aktif öğrencileri kapsar.

## 2.12 Number of schools, divisions and students in secondary education by grade and settlement place according to Statistical Regions Level 3 (continued)

[Beginning of the educational year 2014/15]

Sınıflara Göre Öğrenci - Students by Grade												SR Level 3	
10. sınıf Grade 10			11. sınıf Grade 11			12. sınıf Grade 12			Açıköğretim Lisesi Open secondary education		Total		
Şube Division	Erkek Male	Kadın Female	Şube Division	Erkek Male	Kadın Female	Şube Division	Erkek Male	Kadın Female	Erkek Male	Kadın Female		City	Village
2 238	23 898	24 053	2 311	21 394	22 586	2 211	19 685	21 469	39 014	27 958			İzmir TR310
2 238	23 898	24 053	2 311	21 394	22 586	2 211	19 685	21 469	39 014	27 958			City
-	-	-	-	-	-	-	-	-	-	-			Village
935	9 671	11 225	1 007	8 930	10 787	1 058	9 015	11 608	30 436	21 093			General
935	9 671	11 225	1 007	8 930	10 787	1 058	9 015	11 608	30 436	21 093			City
-	-	-	-	-	-	-	-	-	-	-			Village
1 303	14 227	12 828	1 304	12 464	11 799	1 153	10 670	9 861	8 578	6 865			Vocational and technical
1 303	14 227	12 828	1 304	12 464	11 799	1 153	10 670	9 861	8 578	6 865			City
-	-	-	-	-	-	-	-	-	-	-			Village
570	6 348	6 121	605	5 871	5 957	571	4 794	5 351	8 517	6 541			Aydın TR321
570	6 348	6 121	605	5 871	5 957	571	4 794	5 351	8 517	6 541			City
-	-	-	-	-	-	-	-	-	-	-			Village
237	2 692	3 282	270	2 473	3 140	284	2 256	2 943	7 648	5 641			General
237	2 692	3 282	270	2 473	3 140	284	2 256	2 943	7 648	5 641			City
-	-	-	-	-	-	-	-	-	-	-			Village
333	3 656	2 839	335	3 398	2 817	287	2 538	2 408	869	900			Vocational and technical
333	3 656	2 839	335	3 398	2 817	287	2 538	2 408	869	900			City
-	-	-	-	-	-	-	-	-	-	-			Village
645	7 021	6 610	662	6 215	6 423	587	4 887	5 373	7 191	5 691			Denizli TR322
645	7 021	6 610	662	6 215	6 423	587	4 887	5 373	7 191	5 691			City
-	-	-	-	-	-	-	-	-	-	-			Village
224	2 562	3 022	270	2 542	3 127	257	2 060	2 722	6 503	4 796			General
224	2 562	3 022	270	2 542	3 127	257	2 060	2 722	6 503	4 796			City
-	-	-	-	-	-	-	-	-	-	-			Village
421	4 459	3 588	392	3 673	3 296	330	2 827	2 651	688	895			Vocational and technical
421	4 459	3 588	392	3 673	3 296	330	2 827	2 651	688	895			City
-	-	-	-	-	-	-	-	-	-	-			Village
478	5 118	4 758	487	4 702	4 897	465	4 343	4 410	7 800	5 857			Muğla TR323
478	5 118	4 758	487	4 702	4 897	465	4 343	4 410	7 800	5 857			City
-	-	-	-	-	-	-	-	-	-	-			Village
204	2 256	2 691	223	2 102	2 765	234	2 063	2 599	6 949	4 844			General
204	2 256	2 691	223	2 102	2 765	234	2 063	2 599	6 949	4 844			City
-	-	-	-	-	-	-	-	-	-	-			Village
274	2 862	2 067	264	2 600	2 132	231	2 280	1 811	851	1 013			Vocational and technical
274	2 862	2 067	264	2 600	2 132	231	2 280	1 811	851	1 013			City
-	-	-	-	-	-	-	-	-	-	-			Village
789	8 791	8 404	808	7 962	8 283	809	7 457	7 463	9 404	8 249			Manisa TR331
789	8 791	8 404	808	7 962	8 283	809	7 457	7 463	9 404	8 249			City
-	-	-	-	-	-	-	-	-	-	-			Village
308	3 497	4 357	347	3 080	4 089	346	2 948	3 716	7 299	6 047			General
308	3 497	4 357	347	3 080	4 089	346	2 948	3 716	7 299	6 047			City
-	-	-	-	-	-	-	-	-	-	-			Village
481	5 294	4 047	461	4 882	4 194	463	4 509	3 747	2 105	2 202			Vocational and technical
481	5 294	4 047	461	4 882	4 194	463	4 509	3 747	2 105	2 202			City
-	-	-	-	-	-	-	-	-	-	-			Village
477	4 849	4 584	463	4 078	4 018	416	3 539	3 580	6 468	4 935			Afyonkarahisar TR332
445	4 649	4 437	436	3 935	3 934	389	3 400	3 471	6 468	4 935			City
32	200	147	27	143	84	27	139	109	-	-			Village
161	1 526	2 093	167	1 313	1 701	150	1 195	1 403	5 867	3 719			General
161	1 526	2 093	167	1 313	1 701	150	1 195	1 403	5 867	3 719			City
-	-	-	-	-	-	-	-	-	-	-			Village
316	3 323	2 491	296	2 765	2 317	266	2 344	2 177	601	1 216			Vocational and technical
284	3 123	2 344	269	2 622	2 233	239	2 205	2 068	601	1 216			City
32	200	147	27	143	84	27	139	109	-	-			Village
406	4 126	3 491	378	3 791	3 377	350	3 230	3 096	4 422	4 456			Kütahya TR333
396	4 080	3 446	365	3 725	3 318	338	3 171	3 028	4 422	4 456			City
10	46	45	13	66	59	12	59	68	-	-			Village
123	1 446	1 577	124	1 297	1 404	121	1 231	1 298	3 444	3 406			General
123	1 446	1 577	124	1 297	1 404	121	1 231	1 298	3 444	3 406			City
-	-	-	-	-	-	-	-	-	-	-			Village
283	2 680	1 914	254	2 494	1 973	229	1 999	1 798	978	1 050			Vocational and technical
273	2 634	1 869	241	2 428	1 914	217	1 940	1 730	978	1 050			City
10	46	45	13	66	59	12	59	68	-	-			Village

Note. The number of open education students include the active students who are new entrants or who have renewed registration as of the end of 3 semesters in 2014.

## 2.12 İstatistik Bölge Birimleri Sınıflaması 3. düzey, yerleşim yeri ve sınıflara göre ortaöğretimde okul, şube ve öğrenci sayısı (devam)

[2014/15 Öğretim yılı başı]

İBBS 3. Düzey		Toplam - Total						Sınıflara Göre Öğrenci - Students by Grade					
		Öğrenci - Students			Hazırlık sınıfı Preparatory class			9. sınıf Grade 9					
		Okul School	Şube Division	Toplam Total	Erkek Male	Kadın Female	Şube Division	Erkek Male	Kadın Female	Şube Division	Erkek Male	Kadın Female	
TR334 Uşak	<b>Toplam</b>	<b>48</b>	<b>907</b>	<b>23 320</b>	<b>11 719</b>	<b>11 601</b>	-	-	-	<b>266</b>	<b>2 914</b>	<b>2 569</b>	
	Şehir	47	902	23 275	11 685	11 590	-	-	-	265	2 905	2 566	
	Köy	1	5	45	34	11	-	-	-	1	9	3	
Genel	<b>Toplam</b>	<b>24</b>	<b>460</b>	<b>14 540</b>	<b>6 943</b>	<b>7 597</b>	-	-	-	<b>118</b>	<b>1 329</b>	<b>1 477</b>	
	Şehir	24	460	14 540	6 943	7 597	-	-	-	118	1 329	1 477	
	Köy	-	-	-	-	-	-	-	-	-	-	-	
Mesleki ve teknik	<b>Toplam</b>	<b>24</b>	<b>447</b>	<b>8 780</b>	<b>4 776</b>	<b>4 004</b>	-	-	-	<b>148</b>	<b>1 585</b>	<b>1 092</b>	
	Şehir	23	442	8 735	4 742	3 993	-	-	-	147	1 576	1 089	
	Köy	1	5	45	34	11	-	-	-	1	9	3	
TR411 Bursa	<b>Toplam</b>	<b>266</b>	<b>6 922</b>	<b>191 474</b>	<b>100 095</b>	<b>91 379</b>	<b>23</b>	<b>156</b>	<b>204</b>	<b>2 067</b>	<b>23 763</b>	<b>19 794</b>	
	Şehir	266	6 922	191 474	100 095	91 379	23	156	204	2 067	23 763	19 794	
	Köy	-	-	-	-	-	-	-	-	-	-	-	
Genel	<b>Toplam</b>	<b>116</b>	<b>2 348</b>	<b>81 688</b>	<b>40 029</b>	<b>41 659</b>	<b>17</b>	<b>107</b>	<b>116</b>	<b>622</b>	<b>7 000</b>	<b>7 357</b>	
	Şehir	116	2 348	81 688	40 029	41 659	17	107	116	622	7 000	7 357	
	Köy	-	-	-	-	-	-	-	-	-	-	-	
Mesleki ve teknik	<b>Toplam</b>	<b>150</b>	<b>4 574</b>	<b>109 786</b>	<b>60 066</b>	<b>49 720</b>	<b>6</b>	<b>49</b>	<b>88</b>	<b>1 445</b>	<b>16 763</b>	<b>12 437</b>	
	Şehir	150	4 574	109 786	60 066	49 720	6	49	88	1 445	16 763	12 437	
	Köy	-	-	-	-	-	-	-	-	-	-	-	
TR412 Eskişehir	<b>Toplam</b>	<b>95</b>	<b>1 836</b>	<b>52 087</b>	<b>27 270</b>	<b>24 817</b>	<b>8</b>	<b>71</b>	<b>170</b>	<b>444</b>	<b>6 369</b>	<b>5 276</b>	
	Şehir	95	1 836	52 087	27 270	24 817	8	71	170	444	6 369	5 276	
	Köy	-	-	-	-	-	-	-	-	-	-	-	
Genel	<b>Toplam</b>	<b>46</b>	<b>815</b>	<b>27 715</b>	<b>12 730</b>	<b>14 985</b>	<b>8</b>	<b>71</b>	<b>170</b>	<b>179</b>	<b>2 462</b>	<b>2 781</b>	
	Şehir	46	815	27 715	12 730	14 985	8	71	170	179	2 462	2 781	
	Köy	-	-	-	-	-	-	-	-	-	-	-	
Mesleki ve teknik	<b>Toplam</b>	<b>49</b>	<b>1 021</b>	<b>24 372</b>	<b>14 540</b>	<b>9 832</b>	-	-	-	<b>265</b>	<b>3 907</b>	<b>2 495</b>	
	Şehir	49	1 021	24 372	14 540	9 832	-	-	-	265	3 907	2 495	
	Köy	-	-	-	-	-	-	-	-	-	-	-	
TR413 Bilecik	<b>Toplam</b>	<b>40</b>	<b>623</b>	<b>13 350</b>	<b>6 942</b>	<b>6 408</b>	-	-	-	<b>170</b>	<b>1 660</b>	<b>1 455</b>	
	Şehir	40	623	13 350	6 942	6 408	-	-	-	170	1 660	1 455	
	Köy	-	-	-	-	-	-	-	-	-	-	-	
Genel	<b>Toplam</b>	<b>12</b>	<b>222</b>	<b>6 298</b>	<b>3 072</b>	<b>3 226</b>	-	-	-	<b>60</b>	<b>511</b>	<b>601</b>	
	Şehir	12	222	6 298	3 072	3 226	-	-	-	60	511	601	
	Köy	-	-	-	-	-	-	-	-	-	-	-	
Mesleki ve teknik	<b>Toplam</b>	<b>28</b>	<b>401</b>	<b>7 052</b>	<b>3 870</b>	<b>3 182</b>	-	-	-	<b>110</b>	<b>1 149</b>	<b>854</b>	
	Şehir	28	401	7 052	3 870	3 182	-	-	-	110	1 149	854	
	Köy	-	-	-	-	-	-	-	-	-	-	-	
TR421 Kocaeli	<b>Toplam</b>	<b>184</b>	<b>3 884</b>	<b>130 725</b>	<b>68 631</b>	<b>62 094</b>	<b>13</b>	<b>85</b>	<b>214</b>	<b>1 066</b>	<b>16 436</b>	<b>13 871</b>	
	Şehir	184	3 884	130 725	68 631	62 094	13	85	214	1 066	16 436	13 871	
	Köy	-	-	-	-	-	-	-	-	-	-	-	
Genel	<b>Toplam</b>	<b>86</b>	<b>1 530</b>	<b>62 165</b>	<b>31 522</b>	<b>30 643</b>	<b>10</b>	<b>85</b>	<b>146</b>	<b>393</b>	<b>5 715</b>	<b>5 885</b>	
	Şehir	86	1 530	62 165	31 522	30 643	10	85	146	393	5 715	5 885	
	Köy	-	-	-	-	-	-	-	-	-	-	-	
Mesleki ve teknik	<b>Toplam</b>	<b>98</b>	<b>2 354</b>	<b>68 560</b>	<b>37 109</b>	<b>31 451</b>	<b>3</b>	-	<b>68</b>	<b>673</b>	<b>10 721</b>	<b>7 986</b>	
	Şehir	98	2 354	68 560	37 109	31 451	3	-	68	673	10 721	7 986	
	Köy	-	-	-	-	-	-	-	-	-	-	-	
TR422 Sakarya	<b>Toplam</b>	<b>113</b>	<b>2 280</b>	<b>68 324</b>	<b>34 731</b>	<b>33 593</b>	<b>4</b>	<b>39</b>	<b>67</b>	<b>661</b>	<b>8 479</b>	<b>7 349</b>	
	Şehir	113	2 280	68 324	34 731	33 593	4	39	67	661	8 479	7 349	
	Köy	-	-	-	-	-	-	-	-	-	-	-	
Genel	<b>Toplam</b>	<b>50</b>	<b>869</b>	<b>30 366</b>	<b>13 859</b>	<b>16 507</b>	<b>4</b>	<b>39</b>	<b>67</b>	<b>234</b>	<b>2 775</b>	<b>3 265</b>	
	Şehir	50	869	30 366	13 859	16 507	4	39	67	234	2 775	3 265	
	Köy	-	-	-	-	-	-	-	-	-	-	-	
Mesleki ve teknik	<b>Toplam</b>	<b>63</b>	<b>1 411</b>	<b>37 958</b>	<b>20 872</b>	<b>17 086</b>	-	-	-	<b>427</b>	<b>5 704</b>	<b>4 084</b>	
	Şehir	63	1 411	37 958	20 872	17 086	-	-	-	427	5 704	4 084	
	Köy	-	-	-	-	-	-	-	-	-	-	-	
TR423 Düzce	<b>Toplam</b>	<b>48</b>	<b>986</b>	<b>26 845</b>	<b>13 265</b>	<b>13 580</b>	<b>2</b>	<b>34</b>	<b>26</b>	<b>304</b>	<b>3 283</b>	<b>2 873</b>	
	Şehir	44	935	26 313	12 968	13 345	2	34	26	288	3 175	2 806	
	Köy	4	51	532	297	235	-	-	-	16	108	67	
Genel	<b>Toplam</b>	<b>20</b>	<b>355</b>	<b>11 612</b>	<b>5 515</b>	<b>6 097</b>	<b>2</b>	<b>34</b>	<b>26</b>	<b>93</b>	<b>986</b>	<b>1 113</b>	
	Şehir	17	331	11 346	5 360	5 986	2	34	26	87	948	1 092	
	Köy	3	24	266	155	111	-	-	-	6	38	21	
Mesleki ve teknik	<b>Toplam</b>	<b>28</b>	<b>631</b>	<b>15 233</b>	<b>7 750</b>	<b>7 483</b>	-	-	-	<b>211</b>	<b>2 297</b>	<b>1 760</b>	
	Şehir	27	604	14 967	7 608	7 359	-	-	-	201	2 227	1 714	
	Köy	1	27	266	142	124	-	-	-	10	70	46	

Not. Açıköğretim öğrenci sayıları 2014 yılı içerisinde 3 dönem sonu itibarıyla yeni kayıt yaptırılan ve kayıt yenileyen aktif öğrencileri kapsar.



## 2.12 Number of schools, divisions and students in secondary education by grade and settlement place according to Statistical Regions Level 3 (continued)

[Beginning of the educational year 2014/15]

Sınıflara Göre Öğrenci - Students by Grade												SR Level 3
10. sınıf Grade 10			11. sınıf Grade 11			12. sınıf Grade 12			Açıköğretim Lisesi Open secondary education		Total	
Şube Division	Erkek Male	Kadın Female	Şube Division	Erkek Male	Kadın Female	Şube Division	Erkek Male	Kadın Female	Erkek Male	Kadın Female		City
209	2 051	2 310	225	1 951	2 147	207	1 832	1 964	2 971	2 611	Total	Uşak TR334
208	2 050	2 310	224	1 944	2 146	205	1 815	1 957	2 971	2 611	City	
1	1	-	1	7	1	2	17	7	-	-	Village	
101	1 058	1 351	123	937	1 315	118	933	1 227	2 686	2 227	Total	General
101	1 058	1 351	123	937	1 315	118	933	1 227	2 686	2 227	City	
-	-	-	-	-	-	-	-	-	-	-	Village	
108	993	959	102	1 014	832	89	899	737	285	384	Total	Vocational and technical
107	992	959	101	1 007	831	87	882	730	285	384	City	
1	1	-	1	7	1	2	17	7	-	-	Village	
1 633	19 384	18 342	1 641	17 702	17 575	1 558	15 761	16 121	23 329	19 343	Total	Bursa TR411
1 633	19 384	18 342	1 641	17 702	17 575	1 558	15 761	16 121	23 329	19 343	City	
-	-	-	-	-	-	-	-	-	-	-	Village	
503	6 101	6 550	594	6 074	6 905	612	5 813	7 085	14 934	13 646	Total	General
503	6 101	6 550	594	6 074	6 905	612	5 813	7 085	14 934	13 646	City	
-	-	-	-	-	-	-	-	-	-	-	Village	
1 130	13 283	11 792	1 047	11 628	10 670	946	9 948	9 036	8 395	5 697	Total	Vocational and technical
1 130	13 283	11 792	1 047	11 628	10 670	946	9 948	9 036	8 395	5 697	City	
-	-	-	-	-	-	-	-	-	-	-	Village	
446	5 309	5 118	481	5 211	4 850	457	4 759	4 483	5 551	4 920	Total	Eskişehir TR412
446	5 309	5 118	481	5 211	4 850	457	4 759	4 483	5 551	4 920	City	
-	-	-	-	-	-	-	-	-	-	-	Village	
185	2 232	2 873	226	2 237	2 846	217	1 923	2 636	3 805	3 679	Total	General
185	2 232	2 873	226	2 237	2 846	217	1 923	2 636	3 805	3 679	City	
-	-	-	-	-	-	-	-	-	-	-	Village	
261	3 077	2 245	255	2 974	2 004	240	2 836	1 847	1 746	1 241	Total	Vocational and technical
261	3 077	2 245	255	2 974	2 004	240	2 836	1 847	1 746	1 241	City	
-	-	-	-	-	-	-	-	-	-	-	Village	
151	1 409	1 413	151	1 377	1 217	151	1 247	1 198	1 249	1 125	Total	Bilecik TR413
151	1 409	1 413	151	1 377	1 217	151	1 247	1 198	1 249	1 125	City	
-	-	-	-	-	-	-	-	-	-	-	Village	
53	537	615	50	461	503	59	441	548	1 122	959	Total	General
53	537	615	50	461	503	59	441	548	1 122	959	City	
-	-	-	-	-	-	-	-	-	-	-	Village	
98	872	798	101	916	714	92	806	650	127	166	Total	Vocational and technical
98	872	798	101	916	714	92	806	650	127	166	City	
-	-	-	-	-	-	-	-	-	-	-	Village	
946	11 671	11 690	940	10 520	10 452	919	9 435	9 884	20 484	15 983	Total	Kocaeli TR421
946	11 671	11 690	940	10 520	10 452	919	9 435	9 884	20 484	15 983	City	
-	-	-	-	-	-	-	-	-	-	-	Village	
359	4 718	5 113	386	4 448	4 701	382	3 875	4 571	12 681	10 227	Total	General
359	4 718	5 113	386	4 448	4 701	382	3 875	4 571	12 681	10 227	City	
-	-	-	-	-	-	-	-	-	-	-	Village	
587	6 953	6 577	554	6 072	5 751	537	5 560	5 313	7 803	5 756	Total	Vocational and technical
587	6 953	6 577	554	6 072	5 751	537	5 560	5 313	7 803	5 756	City	
-	-	-	-	-	-	-	-	-	-	-	Village	
536	6 324	6 075	552	5 730	5 734	527	5 306	5 222	8 853	9 146	Total	Sakarya TR422
536	6 324	6 075	552	5 730	5 734	527	5 306	5 222	8 853	9 146	City	
-	-	-	-	-	-	-	-	-	-	-	Village	
221	2 605	2 957	203	1 970	2 327	207	1 948	2 169	4 522	5 722	Total	General
221	2 605	2 957	203	1 970	2 327	207	1 948	2 169	4 522	5 722	City	
-	-	-	-	-	-	-	-	-	-	-	Village	
315	3 719	3 118	349	3 760	3 407	320	3 358	3 053	4 331	3 424	Total	Vocational and technical
315	3 719	3 118	349	3 760	3 407	320	3 358	3 053	4 331	3 424	City	
-	-	-	-	-	-	-	-	-	-	-	Village	
235	2 580	2 340	224	2 178	2 071	221	2 043	2 024	3 147	4 246	Total	Düzce TR423
224	2 520	2 296	213	2 108	2 012	208	1 984	1 959	3 147	4 246	City	
11	60	44	11	70	59	13	59	65	-	-	Village	
88	940	1 034	84	768	918	88	742	920	2 045	2 086	Total	General
83	913	1 016	78	717	886	81	703	880	2 045	2 086	City	
5	27	18	6	51	32	7	39	40	-	-	Village	
147	1 640	1 306	140	1 410	1 153	133	1 301	1 104	1 102	2 160	Total	Vocational and technical
141	1 607	1 280	135	1 391	1 126	127	1 281	1 079	1 102	2 160	City	
6	33	26	5	19	27	6	20	25	-	-	Village	

Note: The number of open education students include the active students who are new entrants or who have renewed registration as of the end of 3 semesters in 2014.

## 2.12 İstatistik Bölge Birimleri Sınıflaması 3. düzey, yerleşim yeri ve sınıflara göre ortaöğretimde okul, şube ve öğrenci sayısı (devam)

[2014/15 Öğretim yılı başı]

İBBS 3. Düzey		Toplam - Total					Sınıflara Göre Öğrenci - Students by Grade					
		Öğrenci - Students					Hazırlık sınıfı Preparatory class			9. sınıf Grade 9		
		Okul School	Şube Division	Toplam Total	Erkek Male	Kadın Female	Şube Division	Erkek Male	Kadın Female	Şube Division	Erkek Male	Kadın Female
TR424 Bolu	<b>Toplam</b>	<b>45</b>	<b>736</b>	<b>18 743</b>	<b>9 896</b>	<b>8 847</b>	<b>4</b>	<b>42</b>	<b>78</b>	<b>200</b>	<b>2 371</b>	<b>1 832</b>
	Şehir	44	728	18 675	9 859	8 816	4	42	78	195	2 352	1 827
	Köy	1	8	68	37	31	-	-	-	5	19	5
Genel	<b>Toplam</b>	<b>15</b>	<b>265</b>	<b>8 856</b>	<b>3 984</b>	<b>4 872</b>	<b>4</b>	<b>42</b>	<b>78</b>	<b>58</b>	<b>684</b>	<b>868</b>
	Şehir	15	265	8 856	3 984	4 872	4	42	78	58	684	868
	Köy	-	-	-	-	-	-	-	-	-	-	-
Mesleki ve teknik	<b>Toplam</b>	<b>30</b>	<b>471</b>	<b>9 887</b>	<b>5 912</b>	<b>3 975</b>	<b>-</b>	<b>-</b>	<b>-</b>	<b>142</b>	<b>1 687</b>	<b>964</b>
	Şehir	29	463	9 819	5 875	3 944	-	-	-	137	1 668	959
	Köy	1	8	68	37	31	-	-	-	5	19	5
TR425 Yalova	<b>Toplam</b>	<b>29</b>	<b>606</b>	<b>15 554</b>	<b>8 120</b>	<b>7 434</b>	<b>2</b>	<b>20</b>	<b>40</b>	<b>185</b>	<b>1 938</b>	<b>1 510</b>
	Şehir	25	528	13 566	6 852	6 714	2	20	40	165	1 555	1 300
	Köy	4	78	1 988	1 268	720	-	-	-	20	383	210
Genel	<b>Toplam</b>	<b>12</b>	<b>237</b>	<b>8 472</b>	<b>4 270</b>	<b>4 202</b>	<b>2</b>	<b>20</b>	<b>40</b>	<b>57</b>	<b>783</b>	<b>756</b>
	Şehir	10	195	7 305	3 725	3 580	2	20	40	47	633	577
	Köy	2	42	1 167	545	622	-	-	-	10	150	179
Mesleki ve teknik	<b>Toplam</b>	<b>17</b>	<b>369</b>	<b>7 082</b>	<b>3 850</b>	<b>3 232</b>	<b>-</b>	<b>-</b>	<b>-</b>	<b>128</b>	<b>1 155</b>	<b>754</b>
	Şehir	15	333	6 261	3 127	3 134	-	-	-	118	922	723
	Köy	2	36	821	723	98	-	-	-	10	233	31
TR510 Ankara	<b>Toplam</b>	<b>550</b>	<b>13 380</b>	<b>365 326</b>	<b>190 876</b>	<b>174 450</b>	<b>48</b>	<b>497</b>	<b>741</b>	<b>4 200</b>	<b>44 650</b>	<b>39 493</b>
	Şehir	550	13 380	365 326	190 876	174 450	48	497	741	4 200	44 650	39 493
	Köy	-	-	-	-	-	-	-	-	-	-	-
Genel	<b>Toplam</b>	<b>274</b>	<b>6 018</b>	<b>198 067</b>	<b>100 694</b>	<b>97 373</b>	<b>40</b>	<b>445</b>	<b>669</b>	<b>1 643</b>	<b>15 984</b>	<b>17 974</b>
	Şehir	274	6 018	198 067	100 694	97 373	40	445	669	1 643	15 984	17 974
	Köy	-	-	-	-	-	-	-	-	-	-	-
Mesleki ve teknik	<b>Toplam</b>	<b>276</b>	<b>7 362</b>	<b>167 259</b>	<b>90 182</b>	<b>77 077</b>	<b>8</b>	<b>52</b>	<b>72</b>	<b>2 557</b>	<b>28 666</b>	<b>21 519</b>
	Şehir	276	7 362	167 259	90 182	77 077	8	52	72	2 557	28 666	21 519
	Köy	-	-	-	-	-	-	-	-	-	-	-
TR521 Konya	<b>Toplam</b>	<b>276</b>	<b>5 646</b>	<b>159 067</b>	<b>81 776</b>	<b>77 291</b>	<b>16</b>	<b>260</b>	<b>207</b>	<b>1 819</b>	<b>18 355</b>	<b>16 994</b>
	Şehir	276	5 646	159 067	81 776	77 291	16	260	207	1 819	18 355	16 994
	Köy	-	-	-	-	-	-	-	-	-	-	-
Genel	<b>Toplam</b>	<b>92</b>	<b>1 674</b>	<b>72 812</b>	<b>38 738</b>	<b>34 074</b>	<b>11</b>	<b>123</b>	<b>207</b>	<b>427</b>	<b>4 945</b>	<b>5 447</b>
	Şehir	92	1 674	72 812	38 738	34 074	11	123	207	427	4 945	5 447
	Köy	-	-	-	-	-	-	-	-	-	-	-
Mesleki ve teknik	<b>Toplam</b>	<b>184</b>	<b>3 972</b>	<b>86 255</b>	<b>43 038</b>	<b>43 217</b>	<b>5</b>	<b>137</b>	<b>-</b>	<b>1 392</b>	<b>13 410</b>	<b>11 547</b>
	Şehir	184	3 972	86 255	43 038	43 217	5	137	-	1 392	13 410	11 547
	Köy	-	-	-	-	-	-	-	-	-	-	-
TR522 Karaman	<b>Toplam</b>	<b>41</b>	<b>693</b>	<b>20 143</b>	<b>10 134</b>	<b>10 009</b>	<b>7</b>	<b>113</b>	<b>70</b>	<b>201</b>	<b>2 543</b>	<b>2 205</b>
	Şehir	37	655	19 784	9 983	9 801	7	113	70	186	2 489	2 160
	Köy	4	38	359	151	208	-	-	-	15	54	45
Genel	<b>Toplam</b>	<b>17</b>	<b>274</b>	<b>11 106</b>	<b>5 458</b>	<b>5 648</b>	<b>4</b>	<b>47</b>	<b>70</b>	<b>62</b>	<b>835</b>	<b>1 052</b>
	Şehir	17	274	11 106	5 458	5 648	4	47	70	62	835	1 052
	Köy	-	-	-	-	-	-	-	-	-	-	-
Mesleki ve teknik	<b>Toplam</b>	<b>24</b>	<b>419</b>	<b>9 037</b>	<b>4 676</b>	<b>4 361</b>	<b>3</b>	<b>66</b>	<b>-</b>	<b>139</b>	<b>1 708</b>	<b>1 153</b>
	Şehir	20	381	8 678	4 525	4 153	3	66	-	124	1 654	1 108
	Köy	4	38	359	151	208	-	-	-	15	54	45
TR611 Antalya	<b>Toplam</b>	<b>247</b>	<b>5 506</b>	<b>157 558</b>	<b>81 403</b>	<b>76 155</b>	<b>11</b>	<b>105</b>	<b>222</b>	<b>1 781</b>	<b>18 730</b>	<b>16 036</b>
	Şehir	247	5 506	157 558	81 403	76 155	11	105	222	1 781	18 730	16 036
	Köy	-	-	-	-	-	-	-	-	-	-	-
Genel	<b>Toplam</b>	<b>125</b>	<b>2 527</b>	<b>93 435</b>	<b>48 088</b>	<b>45 347</b>	<b>11</b>	<b>105</b>	<b>222</b>	<b>737</b>	<b>7 626</b>	<b>8 319</b>
	Şehir	125	2 527	93 435	48 088	45 347	11	105	222	737	7 626	8 319
	Köy	-	-	-	-	-	-	-	-	-	-	-
Mesleki ve teknik	<b>Toplam</b>	<b>122</b>	<b>2 979</b>	<b>64 123</b>	<b>33 315</b>	<b>30 808</b>	<b>-</b>	<b>-</b>	<b>-</b>	<b>1 044</b>	<b>11 104</b>	<b>7 717</b>
	Şehir	122	2 979	64 123	33 315	30 808	-	-	-	1 044	11 104	7 717
	Köy	-	-	-	-	-	-	-	-	-	-	-
TR612 Isparta	<b>Toplam</b>	<b>84</b>	<b>1 305</b>	<b>29 181</b>	<b>14 896</b>	<b>14 285</b>	<b>2</b>	<b>30</b>	<b>30</b>	<b>348</b>	<b>3 650</b>	<b>3 220</b>
	Şehir	83	1 295	28 982	14 785	14 197	2	30	30	345	3 609	3 185
	Köy	1	10	199	111	88	-	-	-	3	41	35
Genel	<b>Toplam</b>	<b>33</b>	<b>514</b>	<b>14 663</b>	<b>7 156</b>	<b>7 507</b>	<b>2</b>	<b>30</b>	<b>30</b>	<b>128</b>	<b>1 345</b>	<b>1 608</b>
	Şehir	32	504	14 464	7 045	7 419	2	30	30	125	1 304	1 573
	Köy	1	10	199	111	88	-	-	-	3	41	35
Mesleki ve teknik	<b>Toplam</b>	<b>51</b>	<b>791</b>	<b>14 518</b>	<b>7 740</b>	<b>6 778</b>	<b>-</b>	<b>-</b>	<b>-</b>	<b>220</b>	<b>2 305</b>	<b>1 612</b>
	Şehir	51	791	14 518	7 740	6 778	-	-	-	220	2 305	1 612
	Köy	-	-	-	-	-	-	-	-	-	-	-

Not. Açıköğretim öğrenci sayıları 2014 yılı içerisinde 3 dönem sonu itibarıyla yeni kayıt yaptıran ve kayıt yenileyen aktif öğrencileri kapsar.

## 2.12 Number of schools, divisions and students in secondary education by grade and settlement place according to Statistical Regions Level 3 (continued)

[Beginning of the educational year 2014/15]

Sınıflara Göre Öğrenci - Students by Grade												
10. sınıf Grade 10			11. sınıf Grade 11			12. sınıf Grade 12			Açıköğretim Lisesi Open secondary education			
Şube Division	Erkek Male	Kadın Female	Şube Division	Erkek Male	Kadın Female	Şube Division	Erkek Male	Kadın Female	Erkek Male	Kadın Female		
168	1 951	1 707	184	1 851	1 746	180	1 788	1 637	1 893	1 847	Total	Bolu TR424
167	1 946	1 698	183	1 846	1 735	179	1 780	1 631	1 893	1 847	City	
1	5	9	1	5	11	1	8	6	-	-	Village	
59	731	851	71	608	853	73	601	840	1 318	1 382	Total	General
59	731	851	71	608	853	73	601	840	1 318	1 382	City	
-	-	-	-	-	-	-	-	-	-	-	Village	
109	1 220	856	113	1 243	893	107	1 187	797	575	465	Total	Vocational and technical
108	1 215	847	112	1 238	882	106	1 179	791	575	465	City	
1	5	9	1	5	11	1	8	6	-	-	Village	
139	1 539	1 452	138	1 290	1 225	142	1 277	1 314	2 056	1 893	Total	Yalova TR425
121	1 235	1 259	119	1 005	1 062	121	981	1 160	2 056	1 893	City	
18	304	193	19	285	163	21	296	154	-	-	Village	
61	739	828	56	542	587	61	572	606	1 614	1 385	Total	General
51	583	655	45	418	446	50	457	477	1 614	1 385	City	
10	156	173	11	124	141	11	115	129	-	-	Village	
78	800	624	82	748	638	81	705	708	442	508	Total	Vocational and technical
70	652	604	74	587	616	71	524	683	442	508	City	
8	148	20	8	161	22	10	181	25	-	-	Village	
3 191	35 860	35 414	3 150	32 750	33 357	2 791	28 619	29 300	48 500	36 145	Total	Ankara TR510
3 191	35 860	35 414	3 150	32 750	33 357	2 791	28 619	29 300	48 500	36 145	City	
-	-	-	-	-	-	-	-	-	-	-	Village	
1 347	14 756	16 208	1 502	15 587	17 028	1 486	14 834	17 040	39 088	28 454	Total	General
1 347	14 756	16 208	1 502	15 587	17 028	1 486	14 834	17 040	39 088	28 454	City	
-	-	-	-	-	-	-	-	-	-	-	Village	
1 844	21 104	19 206	1 648	17 163	16 329	1 305	13 785	12 260	9 412	7 691	Total	Vocational and technical
1 844	21 104	19 206	1 648	17 163	16 329	1 305	13 785	12 260	9 412	7 691	City	
-	-	-	-	-	-	-	-	-	-	-	Village	
1 358	14 655	14 819	1 302	13 012	13 242	1 151	10 660	11 260	24 834	20 769	Total	Konya TR521
1 358	14 655	14 819	1 302	13 012	13 242	1 151	10 660	11 260	24 834	20 769	City	
-	-	-	-	-	-	-	-	-	-	-	Village	
393	4 707	5 011	417	4 211	4 632	426	4 007	4 516	20 745	14 261	Total	General
393	4 707	5 011	417	4 211	4 632	426	4 007	4 516	20 745	14 261	City	
-	-	-	-	-	-	-	-	-	-	-	Village	
965	9 948	9 808	885	8 801	8 610	725	6 653	6 744	4 089	6 508	Total	Vocational and technical
965	9 948	9 808	885	8 801	8 610	725	6 653	6 744	4 089	6 508	City	
-	-	-	-	-	-	-	-	-	-	-	Village	
171	1 908	1 960	170	1 659	1 861	144	1 317	1 499	2 594	2 414	Total	Karaman TR522
163	1 875	1 905	163	1 630	1 811	136	1 282	1 441	2 594	2 414	City	
8	33	55	7	29	50	8	35	58	-	-	Village	
66	814	1 000	73	761	904	69	712	828	2 289	1 794	Total	General
66	814	1 000	73	761	904	69	712	828	2 289	1 794	City	
-	-	-	-	-	-	-	-	-	-	-	Village	
105	1 094	960	97	898	957	75	605	671	305	620	Total	Vocational and technical
97	1 061	905	90	869	907	67	570	613	305	620	City	
8	33	55	7	29	50	8	35	58	-	-	Village	
1 347	14 607	14 386	1 236	12 760	13 407	1 131	11 118	12 224	24 083	19 880	Total	Antalya TR611
1 347	14 607	14 386	1 236	12 760	13 407	1 131	11 118	12 224	24 083	19 880	City	
-	-	-	-	-	-	-	-	-	-	-	Village	
638	6 787	7 963	579	6 332	7 141	562	5 692	7 017	21 546	14 685	Total	General
638	6 787	7 963	579	6 332	7 141	562	5 692	7 017	21 546	14 685	City	
-	-	-	-	-	-	-	-	-	-	-	Village	
709	7 820	6 423	657	6 428	6 266	569	5 426	5 207	2 537	5 195	Total	Vocational and technical
709	7 820	6 423	657	6 428	6 266	569	5 426	5 207	2 537	5 195	City	
-	-	-	-	-	-	-	-	-	-	-	Village	
309	2 888	2 948	326	2 711	2 770	320	2 518	2 688	3 099	2 629	Total	Isparta TR612
307	2 866	2 936	324	2 688	2 753	317	2 493	2 664	3 099	2 629	City	
2	22	12	2	23	17	3	25	24	-	-	Village	
121	1 205	1 414	127	1 081	1 238	136	1 089	1 390	2 406	1 827	Total	General
119	1 183	1 402	125	1 058	1 221	133	1 064	1 366	2 406	1 827	City	
2	22	12	2	23	17	3	25	24	-	-	Village	
188	1 683	1 534	199	1 630	1 532	184	1 429	1 298	693	802	Total	Vocational and technical
188	1 683	1 534	199	1 630	1 532	184	1 429	1 298	693	802	City	
-	-	-	-	-	-	-	-	-	-	-	Village	

Note: The number of open education students include the active students who are new entrants or who have renewed registration as of the end of 3 semesters in 2014.

## 2.12 İstatistik Bölge Birimleri Sınıflaması 3. düzey, yerleşim yeri ve sınıflara göre ortaöğretimde okul, şube ve öğrenci sayısı (devam)

[2014/15 Öğretim yılı başı]

İBBS 3. Düzey		Toplam - Total						Sınıflara Göre Öğrenci - Students by Grade					
		Öğrenci - Students			Hazırlık sınıfı Preparatory class			9. sınıf Grade 9					
		Okul School	Şube Division	Toplam Total	Erkek Male	Kadın Female	Şube Division	Erkek Male	Kadın Female	Şube Division	Erkek Male	Kadın Female	
TR613 Burdur	Toplam	48	763	16 100	8 200	7 900	2	15	45	232	2 000	1 815	
	Şehir	45	737	15 862	8 084	7 778	2	15	45	219	1 962	1 772	
	Köy	3	26	238	116	122	-	-	-	13	38	43	
Genel	Toplam	20	308	8 711	4 047	4 664	2	15	45	83	827	1 037	
	Şehir	19	297	8 584	3 997	4 587	2	15	45	79	810	1 006	
	Köy	1	11	127	50	77	-	-	-	4	17	31	
Mesleki ve teknik	Toplam	28	455	7 389	4 153	3 236	-	-	-	149	1 173	778	
	Şehir	26	440	7 278	4 087	3 191	-	-	-	140	1 152	766	
	Köy	2	15	111	66	45	-	-	-	9	21	12	
TR621 Adana	Toplam	223	5 310	188 282	101 324	86 958	8	75	165	1 713	22 686	18 939	
	Şehir	223	5 310	188 282	101 324	86 958	8	75	165	1 713	22 686	18 939	
	Köy	-	-	-	-	-	-	-	-	-	-	-	
Genel	Toplam	121	2 706	110 728	56 724	54 004	8	75	165	748	9 541	10 035	
	Şehir	121	2 706	110 728	56 724	54 004	8	75	165	748	9 541	10 035	
	Köy	-	-	-	-	-	-	-	-	-	-	-	
Mesleki ve teknik	Toplam	102	2 604	77 554	44 600	32 954	-	-	-	965	13 145	8 904	
	Şehir	102	2 604	77 554	44 600	32 954	-	-	-	965	13 145	8 904	
	Köy	-	-	-	-	-	-	-	-	-	-	-	
TR622 Mersin	Toplam	193	5 117	128 486	66 083	62 403	8	88	118	1 735	16 577	14 624	
	Şehir	193	5 117	128 486	66 083	62 403	8	88	118	1 735	16 577	14 624	
	Köy	-	-	-	-	-	-	-	-	-	-	-	
Genel	Toplam	88	2 215	66 707	32 497	34 210	8	88	118	662	5 812	6 411	
	Şehir	88	2 215	66 707	32 497	34 210	8	88	118	662	5 812	6 411	
	Köy	-	-	-	-	-	-	-	-	-	-	-	
Mesleki ve teknik	Toplam	105	2 902	61 779	33 586	28 193	-	-	-	1 073	10 765	8 213	
	Şehir	105	2 902	61 779	33 586	28 193	-	-	-	1 073	10 765	8 213	
	Köy	-	-	-	-	-	-	-	-	-	-	-	
TR631 Hatay	Toplam	156	4 029	119 764	62 137	57 627	14	113	132	1 414	16 715	13 443	
	Şehir	156	4 029	119 764	62 137	57 627	14	113	132	1 414	16 715	13 443	
	Köy	-	-	-	-	-	-	-	-	-	-	-	
Genel	Toplam	76	1 687	58 535	29 186	29 349	5	58	79	496	4 866	5 545	
	Şehir	76	1 687	58 535	29 186	29 349	5	58	79	496	4 866	5 545	
	Köy	-	-	-	-	-	-	-	-	-	-	-	
Mesleki ve teknik	Toplam	80	2 342	61 229	32 951	28 278	9	55	53	918	11 849	7 898	
	Şehir	80	2 342	61 229	32 951	28 278	9	55	53	918	11 849	7 898	
	Köy	-	-	-	-	-	-	-	-	-	-	-	
TR632 Kahramanmaraş	Toplam	127	2 872	82 574	43 852	38 722	4	21	99	980	11 960	9 946	
	Şehir	127	2 872	82 574	43 852	38 722	4	21	99	980	11 960	9 946	
	Köy	-	-	-	-	-	-	-	-	-	-	-	
Genel	Toplam	43	985	37 410	19 740	17 670	4	21	99	273	2 907	3 082	
	Şehir	43	985	37 410	19 740	17 670	4	21	99	273	2 907	3 082	
	Köy	-	-	-	-	-	-	-	-	-	-	-	
Mesleki ve teknik	Toplam	84	1 887	45 164	24 112	21 052	-	-	-	707	9 053	6 864	
	Şehir	84	1 887	45 164	24 112	21 052	-	-	-	707	9 053	6 864	
	Köy	-	-	-	-	-	-	-	-	-	-	-	
TR633 Osmaniye	Toplam	70	1 730	41 619	21 423	20 196	5	63	87	553	5 534	4 728	
	Şehir	68	1 702	41 250	21 216	20 034	5	63	87	538	5 447	4 681	
	Köy	2	28	369	207	162	-	-	-	15	87	47	
Genel	Toplam	30	728	19 340	9 379	9 961	5	63	87	191	1 844	2 004	
	Şehir	30	728	19 340	9 379	9 961	5	63	87	191	1 844	2 004	
	Köy	-	-	-	-	-	-	-	-	-	-	-	
Mesleki ve teknik	Toplam	40	1 002	22 279	12 044	10 235	-	-	-	362	3 690	2 724	
	Şehir	38	974	21 910	11 837	10 073	-	-	-	347	3 603	2 677	
	Köy	2	28	369	207	162	-	-	-	15	87	47	
TR711 Kırkkale	Toplam	53	900	20 853	10 871	9 982	-	-	-	267	2 673	2 320	
	Şehir	50	870	20 341	10 643	9 698	-	-	-	257	2 599	2 232	
	Köy	3	30	512	228	284	-	-	-	10	74	88	
Genel	Toplam	20	381	9 460	4 413	5 047	-	-	-	104	902	1 015	
	Şehir	20	381	9 460	4 413	5 047	-	-	-	104	902	1 015	
	Köy	-	-	-	-	-	-	-	-	-	-	-	
Mesleki ve teknik	Toplam	33	519	11 393	6 458	4 935	-	-	-	163	1 771	1 305	
	Şehir	30	489	10 881	6 230	4 651	-	-	-	153	1 697	1 217	
	Köy	3	30	512	228	284	-	-	-	10	74	88	

Not. Açıköğretim öğrenci sayıları 2014 yılı içerisinde 3 dönem sonu itibarıyla yeni kayıt yaptıran ve kayıt yenileyen aktif öğrencileri kapsar.

## 2.12 Number of schools, divisions and students in secondary education by grade and settlement place according to Statistical Regions Level 3 (continued)

[Beginning of the educational year 2014/'15]

Sınıflara Göre Öğrenci - Students by Grade											SR Level 3	
10. sınıf Grade 10			11. sınıf Grade 11			12. sınıf Grade 12			Açıköğretim Lisesi Open secondary education			
Şube Division	Erkek Male	Kadın Female	Şube Division	Erkek Male	Kadın Female	Şube Division	Erkek Male	Kadın Female	Erkek Male	Kadın Female		
180	1 684	1 699	176	1 536	1 548	173	1 486	1 502	1 479	1 291	<b>Total</b>	Burdur TR613
175	1 653	1 675	172	1 512	1 522	169	1 463	1 473	1 479	1 291	City	
5	31	24	4	24	26	4	23	29	-	-	Village	
75	701	944	70	600	810	78	638	853	1 266	975	<b>Total</b>	General
72	687	928	68	591	796	76	628	837	1 266	975	City	
3	14	16	2	9	14	2	10	16	-	-	Village	
105	983	755	106	936	738	95	848	649	213	316	<b>Total</b>	Vocational and technical
103	966	747	104	921	726	93	835	636	213	316	City	
2	17	8	2	15	12	2	13	13	-	-	Village	
1 282	16 042	15 365	1 184	14 587	14 255	1 123	12 503	12 715	35 431	25 519	<b>Total</b>	Adana TR621
1 282	16 042	15 365	1 184	14 587	14 255	1 123	12 503	12 715	35 431	25 519	City	
-	-	-	-	-	-	-	-	-	-	-	Village	
647	7 348	8 638	649	7 153	8 533	654	6 935	8 264	25 672	18 369	<b>Total</b>	General
647	7 348	8 638	649	7 153	8 533	654	6 935	8 264	25 672	18 369	City	
-	-	-	-	-	-	-	-	-	-	-	Village	
635	8 694	6 727	535	7 434	5 722	469	5 568	4 451	9 759	7 150	<b>Total</b>	Vocational and technical
635	8 694	6 727	535	7 434	5 722	469	5 568	4 451	9 759	7 150	City	
-	-	-	-	-	-	-	-	-	-	-	Village	
1 238	12 828	12 477	1 124	11 097	11 480	1 012	10 151	10 349	15 342	13 355	<b>Total</b>	Mersin TR622
1 238	12 828	12 477	1 124	11 097	11 480	1 012	10 151	10 349	15 342	13 355	City	
-	-	-	-	-	-	-	-	-	-	-	Village	
528	5 285	5 910	502	4 966	6 069	515	5 045	5 949	11 301	9 753	<b>Total</b>	General
528	5 285	5 910	502	4 966	6 069	515	5 045	5 949	11 301	9 753	City	
-	-	-	-	-	-	-	-	-	-	-	Village	
710	7 543	6 567	622	6 131	5 411	497	5 106	4 400	4 041	3 602	<b>Total</b>	Vocational and technical
710	7 543	6 567	622	6 131	5 411	497	5 106	4 400	4 041	3 602	City	
-	-	-	-	-	-	-	-	-	-	-	Village	
948	11 785	10 833	879	10 298	9 935	774	8 235	8 940	14 991	14 344	<b>Total</b>	Hatay TR631
948	11 785	10 833	879	10 298	9 935	774	8 235	8 940	14 991	14 344	City	
-	-	-	-	-	-	-	-	-	-	-	Village	
402	4 220	5 085	389	4 025	4 690	395	4 041	4 673	11 976	9 277	<b>Total</b>	General
402	4 220	5 085	389	4 025	4 690	395	4 041	4 673	11 976	9 277	City	
-	-	-	-	-	-	-	-	-	-	-	Village	
546	7 565	5 748	490	6 273	5 245	379	4 194	4 267	3 015	5 067	<b>Total</b>	Vocational and technical
546	7 565	5 748	490	6 273	5 245	379	4 194	4 267	3 015	5 067	City	
-	-	-	-	-	-	-	-	-	-	-	Village	
686	8 291	7 708	639	6 830	7 048	563	6 598	6 088	10 152	7 833	<b>Total</b>	Kahramanmaraş TR632
686	8 291	7 708	639	6 830	7 048	563	6 598	6 088	10 152	7 833	City	
-	-	-	-	-	-	-	-	-	-	-	Village	
235	2 519	2 611	234	2 717	2 822	239	3 160	3 025	8 416	6 031	<b>Total</b>	General
235	2 519	2 611	234	2 717	2 822	239	3 160	3 025	8 416	6 031	City	
-	-	-	-	-	-	-	-	-	-	-	Village	
451	5 772	5 097	405	4 113	4 226	324	3 438	3 063	1 736	1 802	<b>Total</b>	Vocational and technical
451	5 772	5 097	405	4 113	4 226	324	3 438	3 063	1 736	1 802	City	
-	-	-	-	-	-	-	-	-	-	-	Village	
418	4 494	4 346	389	3 886	4 039	365	3 521	3 664	3 925	3 332	<b>Total</b>	Osmaniye TR633
413	4 452	4 313	385	3 850	4 004	361	3 479	3 617	3 925	3 332	City	
5	42	33	4	36	35	4	42	47	-	-	Village	
166	1 700	1 887	183	1 582	1 922	183	1 558	1 884	2 632	2 177	<b>Total</b>	General
166	1 700	1 887	183	1 582	1 922	183	1 558	1 884	2 632	2 177	City	
-	-	-	-	-	-	-	-	-	-	-	Village	
252	2 794	2 459	206	2 304	2 117	182	1 963	1 780	1 293	1 155	<b>Total</b>	Vocational and technical
247	2 752	2 426	202	2 268	2 082	178	1 921	1 733	1 293	1 155	City	
5	42	33	4	36	35	4	42	47	-	-	Village	
206	2 033	2 044	219	1 921	1 957	208	1 818	1 840	2 426	1 821	<b>Total</b>	Kırıkkale TR711
196	1 958	1 950	213	1 867	1 895	204	1 793	1 800	2 426	1 821	City	
10	75	94	6	54	62	4	25	40	-	-	Village	
79	700	890	97	725	861	101	794	853	1 292	1 428	<b>Total</b>	General
79	700	890	97	725	861	101	794	853	1 292	1 428	City	
-	-	-	-	-	-	-	-	-	-	-	Village	
127	1 333	1 154	122	1 196	1 096	107	1 024	987	1 134	393	<b>Total</b>	Vocational and technical
117	1 258	1 060	116	1 142	1 034	103	999	947	1 134	393	City	
10	75	94	6	54	62	4	25	40	-	-	Village	

Note. The number of open education students include the active students who are new entrants or who have renewed registration as of the end of 3 semesters in 2014.

## 2.12 İstatistikî Bölge Birimleri Sınıflaması 3. düzey, yerleşim yeri ve sınıflara göre ortaöğretimde okul, şube ve öğrenci sayısı (devam)

[2014/15 Öğretim yılı başı]

		Toplam - Total						Sınıflara Göre Öğrenci - Students by Grade					
		Öğrenci - Students				Hazırlık sınıfı Preparatory class			9. sınıf Grade 9				
		Okul School	Şube Division	Toplam Total	Erkek Male	Kadın Female	Şube Division	Erkek Male	Kadın Female	Şube Division	Erkek Male	Kadın Female	
İBBS 3. Düzey													
TR712 Aksaray	Toplam	60	948	27 480	13 962	13 518	4	40	80	319	3 139	3 009	
	Şehir	44	800	25 548	13 056	12 492	4	40	80	248	2 742	2 705	
	Köy	16	148	1 932	906	1 026	-	-	-	71	397	304	
Genel	Toplam	23	389	14 760	7 285	7 475	4	40	80	112	1 007	1 344	
	Şehir	22	373	14 489	7 158	7 331	4	40	80	106	963	1 311	
	Köy	1	16	271	127	144	-	-	-	6	44	33	
Mesleki ve teknik	Toplam	37	559	12 720	6 677	6 043	-	-	-	207	2 132	1 665	
	Şehir	22	427	11 059	5 898	5 161	-	-	-	142	1 779	1 394	
	Köy	15	132	1 661	779	882	-	-	-	65	353	271	
TR713 Niğde	Toplam	52	951	24 586	12 630	11 956	-	-	-	321	3 272	2 912	
	Şehir	45	861	23 441	12 021	11 420	-	-	-	284	3 005	2 729	
	Köy	7	90	1 145	609	536	-	-	-	37	267	183	
Genel	Toplam	21	345	12 560	6 104	6 456	-	-	-	95	1 039	1 315	
	Şehir	21	345	12 560	6 104	6 456	-	-	-	95	1 039	1 315	
	Köy	-	-	-	-	-	-	-	-	-	-	-	
Mesleki ve teknik	Toplam	31	606	12 026	6 526	5 500	-	-	-	226	2 233	1 597	
	Şehir	24	516	10 881	5 917	4 964	-	-	-	189	1 966	1 414	
	Köy	7	90	1 145	609	536	-	-	-	37	267	183	
TR714 Nevşehir	Toplam	53	812	19 300	9 847	9 453	3	21	69	232	2 454	2 198	
	Şehir	47	767	18 620	9 468	9 152	3	21	69	220	2 331	2 117	
	Köy	6	45	680	379	301	-	-	-	12	123	81	
Genel	Toplam	23	296	10 412	5 219	5 193	3	21	69	72	907	990	
	Şehir	18	259	9 851	4 931	4 920	3	21	69	61	802	912	
	Köy	5	37	561	288	273	-	-	-	11	105	78	
Mesleki ve teknik	Toplam	30	516	8 888	4 628	4 260	-	-	-	160	1 547	1 208	
	Şehir	29	508	8 769	4 537	4 232	-	-	-	159	1 529	1 205	
	Köy	1	8	119	91	28	-	-	-	1	18	3	
TR715 Kırşehir	Toplam	44	643	16 445	8 722	7 723	2	18	42	158	2 149	1 821	
	Şehir	44	643	16 445	8 722	7 723	2	18	42	158	2 149	1 821	
	Köy	-	-	-	-	-	-	-	-	-	-	-	
Genel	Toplam	18	261	8 734	4 353	4 381	2	18	42	55	818	855	
	Şehir	18	261	8 734	4 353	4 381	2	18	42	55	818	855	
	Köy	-	-	-	-	-	-	-	-	-	-	-	
Mesleki ve teknik	Toplam	26	382	7 711	4 369	3 342	-	-	-	103	1 331	966	
	Şehir	26	382	7 711	4 369	3 342	-	-	-	103	1 331	966	
	Köy	-	-	-	-	-	-	-	-	-	-	-	
TR721 Kayseri	Toplam	166	3 497	104 094	54 333	49 761	8	74	165	1 098	13 210	11 786	
	Şehir	166	3 497	104 094	54 333	49 761	8	74	165	1 098	13 210	11 786	
	Köy	-	-	-	-	-	-	-	-	-	-	-	
Genel	Toplam	68	1 334	53 599	27 162	26 437	8	74	165	345	4 004	4 777	
	Şehir	68	1 334	53 599	27 162	26 437	8	74	165	345	4 004	4 777	
	Köy	-	-	-	-	-	-	-	-	-	-	-	
Mesleki ve teknik	Toplam	98	2 163	50 495	27 171	23 324	-	-	-	753	9 206	7 009	
	Şehir	98	2 163	50 495	27 171	23 324	-	-	-	753	9 206	7 009	
	Köy	-	-	-	-	-	-	-	-	-	-	-	
TR722 Sivas	Toplam	107	1 926	48 606	26 109	22 497	4	42	78	620	6 488	5 111	
	Şehir	101	1 832	47 758	25 643	22 115	4	42	78	571	6 296	5 011	
	Köy	6	94	848	466	382	-	-	-	49	192	100	
Genel	Toplam	42	702	24 822	12 648	12 174	4	42	78	175	1 987	2 193	
	Şehir	41	691	24 625	12 565	12 060	4	42	78	172	1 952	2 166	
	Köy	1	11	197	83	114	-	-	-	3	35	27	
Mesleki ve teknik	Toplam	65	1 224	23 784	13 461	10 323	-	-	-	445	4 501	2 918	
	Şehir	60	1 141	23 133	13 078	10 055	-	-	-	399	4 344	2 845	
	Köy	5	83	651	383	268	-	-	-	46	157	73	
TR723 Yozgat	Toplam	88	1 360	32 799	16 887	15 912	-	-	-	384	4 201	3 715	
	Şehir	80	1 297	32 093	16 486	15 607	-	-	-	364	4 081	3 650	
	Köy	8	63	706	401	305	-	-	-	20	120	65	
Genel	Toplam	30	508	16 748	8 252	8 496	-	-	-	134	1 417	1 801	
	Şehir	30	508	16 748	8 252	8 496	-	-	-	134	1 417	1 801	
	Köy	-	-	-	-	-	-	-	-	-	-	-	
Mesleki ve teknik	Toplam	58	852	16 051	8 635	7 416	-	-	-	250	2 784	1 914	
	Şehir	50	789	15 345	8 234	7 111	-	-	-	230	2 664	1 849	
	Köy	8	63	706	401	305	-	-	-	20	120	65	

Not. Açıköğretim öğrenci sayıları 2014 yılı içerisinde 3 dönem sonu itibarıyla yeni kayıt yaptıran ve kayıt yenileyen aktif öğrencileri kapsar.

## 2.12 Number of schools, divisions and students in secondary education by grade and settlement place according to Statistical Regions Level 3 (continued)

[Beginning of the educational year 2014/15]

Sınıflara Göre Öğrenci - Students by Grade												
10. sınıf Grade 10			11. sınıf Grade 11			12. sınıf Grade 12			Açıköğretim Lisesi Open secondary education			
Şube Division	Erkek Male	Kadın Female	Şube Division	Erkek Male	Kadın Female	Şube Division	Erkek Male	Kadın Female	Erkek Male	Kadın Female		SR Level 3
<b>225</b>	<b>2 498</b>	<b>2 530</b>	<b>207</b>	<b>2 107</b>	<b>2 294</b>	<b>193</b>	<b>1 855</b>	<b>1 981</b>	<b>4 323</b>	<b>3 624</b>	<b>Total</b>	Aksaray TR712
199	2 309	2 305	181	1 934	2 034	168	1 708	1 744	4 323	3 624	City	
26	189	225	26	173	260	25	147	237	-	-	Village	
<b>99</b>	<b>910</b>	<b>1 142</b>	<b>91</b>	<b>790</b>	<b>1 088</b>	<b>83</b>	<b>729</b>	<b>968</b>	<b>3 809</b>	<b>2 853</b>	<b>Total</b>	General
94	877	1 117	88	752	1 040	81	717	930	3 809	2 853	City	
5	33	25	3	38	48	2	12	38	-	-	Village	
<b>126</b>	<b>1 588</b>	<b>1 388</b>	<b>116</b>	<b>1 317</b>	<b>1 206</b>	<b>110</b>	<b>1 126</b>	<b>1 013</b>	<b>514</b>	<b>771</b>	<b>Total</b>	Vocational and technical
105	1 432	1 188	93	1 182	994	87	991	814	514	771	City	
21	156	200	23	135	212	23	135	199	-	-	Village	
<b>228</b>	<b>2 628</b>	<b>2 520</b>	<b>215</b>	<b>2 150</b>	<b>2 234</b>	<b>187</b>	<b>1 739</b>	<b>1 955</b>	<b>2 841</b>	<b>2 335</b>	<b>Total</b>	Niğde TR713
208	2 496	2 413	198	2 037	2 107	171	1 642	1 836	2 841	2 335	City	
20	132	107	17	113	127	16	97	119	-	-	Village	
<b>85</b>	<b>972</b>	<b>1 240</b>	<b>85</b>	<b>782</b>	<b>1 048</b>	<b>80</b>	<b>715</b>	<b>978</b>	<b>2 596</b>	<b>1 875</b>	<b>Total</b>	General
85	972	1 240	85	782	1 048	80	715	978	2 596	1 875	City	
-	-	-	-	-	-	-	-	-	-	-	Village	
<b>143</b>	<b>1 656</b>	<b>1 280</b>	<b>130</b>	<b>1 368</b>	<b>1 186</b>	<b>107</b>	<b>1 024</b>	<b>977</b>	<b>245</b>	<b>460</b>	<b>Total</b>	Vocational and technical
123	1 524	1 173	113	1 255	1 059	91	927	858	245	460	City	
20	132	107	17	113	127	16	97	119	-	-	Village	
<b>202</b>	<b>1 855</b>	<b>2 009</b>	<b>195</b>	<b>1 817</b>	<b>1 820</b>	<b>180</b>	<b>1 469</b>	<b>1 596</b>	<b>2 231</b>	<b>1 761</b>	<b>Total</b>	Nevşehir TR714
191	1 767	1 950	184	1 723	1 732	169	1 395	1 523	2 231	1 761	City	
11	88	59	11	94	88	11	74	73	-	-	Village	
<b>69</b>	<b>775</b>	<b>948</b>	<b>77</b>	<b>791</b>	<b>895</b>	<b>75</b>	<b>653</b>	<b>858</b>	<b>2 072</b>	<b>1 433</b>	<b>Total</b>	General
61	721	895	68	719	818	66	596	793	2 072	1 433	City	
8	54	53	9	72	77	9	57	65	-	-	Village	
<b>133</b>	<b>1 080</b>	<b>1 061</b>	<b>118</b>	<b>1 026</b>	<b>925</b>	<b>105</b>	<b>816</b>	<b>738</b>	<b>159</b>	<b>328</b>	<b>Total</b>	Vocational and technical
130	1 046	1 055	116	1 004	914	103	799	730	159	328	City	
3	34	6	2	22	11	2	17	8	-	-	Village	
<b>163</b>	<b>1 813</b>	<b>1 658</b>	<b>160</b>	<b>1 670</b>	<b>1 567</b>	<b>160</b>	<b>1 553</b>	<b>1 513</b>	<b>1 519</b>	<b>1 122</b>	<b>Total</b>	Kırşehir TR715
163	1 813	1 658	160	1 670	1 567	160	1 553	1 513	1 519	1 122	City	
-	-	-	-	-	-	-	-	-	-	-	Village	
<b>60</b>	<b>741</b>	<b>828</b>	<b>67</b>	<b>746</b>	<b>835</b>	<b>77</b>	<b>714</b>	<b>871</b>	<b>1 316</b>	<b>950</b>	<b>Total</b>	General
60	741	828	67	746	835	77	714	871	1 316	950	City	
-	-	-	-	-	-	-	-	-	-	-	Village	
<b>103</b>	<b>1 072</b>	<b>830</b>	<b>93</b>	<b>924</b>	<b>732</b>	<b>83</b>	<b>839</b>	<b>642</b>	<b>203</b>	<b>172</b>	<b>Total</b>	Vocational and technical
103	1 072	830	93	924	732	83	839	642	203	172	City	
-	-	-	-	-	-	-	-	-	-	-	Village	
<b>880</b>	<b>9 791</b>	<b>9 830</b>	<b>775</b>	<b>8 207</b>	<b>8 789</b>	<b>736</b>	<b>7 450</b>	<b>7 921</b>	<b>15 601</b>	<b>11 270</b>	<b>Total</b>	Kayseri TR721
880	9 791	9 830	775	8 207	8 789	736	7 450	7 921	15 601	11 270	City	
-	-	-	-	-	-	-	-	-	-	-	Village	
<b>343</b>	<b>3 959</b>	<b>4 563</b>	<b>314</b>	<b>3 485</b>	<b>4 227</b>	<b>324</b>	<b>3 523</b>	<b>4 104</b>	<b>12 117</b>	<b>8 601</b>	<b>Total</b>	General
343	3 959	4 563	314	3 485	4 227	324	3 523	4 104	12 117	8 601	City	
-	-	-	-	-	-	-	-	-	-	-	Village	
<b>537</b>	<b>5 832</b>	<b>5 267</b>	<b>461</b>	<b>4 722</b>	<b>4 562</b>	<b>412</b>	<b>3 927</b>	<b>3 817</b>	<b>3 484</b>	<b>2 669</b>	<b>Total</b>	Vocational and technical
537	5 832	5 267	461	4 722	4 562	412	3 927	3 817	3 484	2 669	City	
-	-	-	-	-	-	-	-	-	-	-	Village	
<b>454</b>	<b>4 790</b>	<b>4 554</b>	<b>444</b>	<b>4 176</b>	<b>4 136</b>	<b>404</b>	<b>3 747</b>	<b>3 709</b>	<b>6 866</b>	<b>4 909</b>	<b>Total</b>	Sivas TR722
434	4 692	4 434	429	4 060	4 035	394	3 687	3 648	6 866	4 909	City	
20	98	120	15	116	101	10	60	61	-	-	Village	
<b>165</b>	<b>1 708</b>	<b>2 084</b>	<b>179</b>	<b>1 589</b>	<b>1 881</b>	<b>179</b>	<b>1 645</b>	<b>1 841</b>	<b>5 677</b>	<b>4 097</b>	<b>Total</b>	General
162	1 689	2 048	177	1 576	1 858	176	1 629	1 813	5 677	4 097	City	
3	19	36	2	13	23	3	16	28	-	-	Village	
<b>289</b>	<b>3 082</b>	<b>2 470</b>	<b>265</b>	<b>2 587</b>	<b>2 255</b>	<b>225</b>	<b>2 102</b>	<b>1 868</b>	<b>1 189</b>	<b>812</b>	<b>Total</b>	Vocational and technical
272	3 003	2 386	252	2 484	2 177	218	2 058	1 835	1 189	812	City	
17	79	84	13	103	78	7	44	33	-	-	Village	
<b>314</b>	<b>3 140</b>	<b>3 111 #</b>	<b>342</b>	<b>2 780</b>	<b>2 801 #</b>	<b>320</b>	<b>2 589</b>	<b>2 649 #</b>	<b>4 177</b>	<b>3 636</b>	<b>Total</b>	Yozgat TR723
303	3 046	3 047 #	327	2 687	2 727 #	303	2 495	2 547 #	4 177	3 636	City	
11	94	64 #	15	93	74 #	17	94	102 #	-	-	Village	
<b>116</b>	<b>1 165</b>	<b>1 481</b>	<b>129</b>	<b>943</b>	<b>1 218</b>	<b>129</b>	<b>1 011</b>	<b>1 239</b>	<b>3 716</b>	<b>2 757</b>	<b>Total</b>	General
116	1 165	1 481	129	943	1 218	129	1 011	1 239	3 716	2 757	City	
-	-	-	-	-	-	-	-	-	-	-	Village	
<b>198</b>	<b>1 975</b>	<b>1 630</b>	<b>213</b>	<b>1 837</b>	<b>1 583</b>	<b>191</b>	<b>1 578</b>	<b>1 410</b>	<b>461</b>	<b>879</b>	<b>Total</b>	Vocational and technical
187	1 881	1 566	198	1 744	1 509	174	1 484	1 308	461	879	City	
11	94	64	15	93	74	17	94	102	-	-	Village	

Note. The number of open education students include the active students who are new entrants or who have renewed registration as of the end of 3 semesters in 2014.

## 2.12 İstatistikî Bölge Birimleri Sınıflaması 3. düzey, yerleşim yeri ve sınıflara göre ortaöğretimde okul, şube ve öğrenci sayısı (devam)

[2014/15 Öğretim yılı başı]

İBBS 3. Düzey		Toplam - Total						Sınıflara Göre Öğrenci - Students by Grade					
		Öğrenci - Students						Hazırlık sınıfı Preparatory class			9. sınıf Grade 9		
		Okul School	Şube Division	Toplam Total	Erkek Male	Kadın Female	Şube Division	Erkek Male	Kadın Female	Şube Division	Erkek Male	Kadın Female	
TR811 Zonguldak	<b>Toplam</b>	81	1 591	38 656	19 752	18 904	3	34	53	449	4 798	4 089	
	Şehir	63	1 349	35 878	18 475	17 403	3	34	53	359	4 332	3 703	
	Köy	18	242	2 778	1 277	1 501	-	-	-	90	466	386	
Genel	<b>Toplam</b>	34	610	19 539	8 707	10 832	3	34	53	157	1 782	2 093	
	Şehir	30	566	18 847	8 368	10 479	3	34	53	147	1 686	1 997	
	Köy	4	44	692	339	353	-	-	-	10	96	96	
Mesleki ve teknik	<b>Toplam</b>	47	981	19 117	11 045	8 072	-	-	-	292	3 016	1 996	
	Şehir	33	783	17 031	10 107	6 924	-	-	-	212	2 646	1 706	
	Köy	14	198	2 086	938	1 148	-	-	-	80	370	290	
TR812 Karabük	<b>Toplam</b>	39	633	15 535	8 123	7 412	-	-	-	167	1 893	1 595	
	Şehir	37	607	15 319	8 010	7 309	-	-	-	157	1 867	1 563	
	Köy	2	26	216	113	103	-	-	-	10	26	32	
Genel	<b>Toplam</b>	17	243	8 365	4 101	4 264	-	-	-	63	769	810	
	Şehir	17	243	8 365	4 101	4 264	-	-	-	63	769	810	
	Köy	-	-	-	-	-	-	-	-	-	-	-	
Mesleki ve teknik	<b>Toplam</b>	22	390	7 170	4 022	3 148	-	-	-	104	1 124	785	
	Şehir	20	364	6 954	3 909	3 045	-	-	-	94	1 098	753	
	Köy	2	26	216	113	103	-	-	-	10	26	32	
TR813 Bartın	<b>Toplam</b>	27	535	12 002	5 946	6 056	-	-	-	150	1 587	1 281	
	Şehir	20	449	10 694	5 285	5 409	-	-	-	126	1 338	1 090	
	Köy	7	86	1 308	661	647	-	-	-	24	249	191	
Genel	<b>Toplam</b>	8	135	5 000	2 324	2 676	-	-	-	35	434	470	
	Şehir	8	135	5 000	2 324	2 676	-	-	-	35	434	470	
	Köy	-	-	-	-	-	-	-	-	-	-	-	
Mesleki ve teknik	<b>Toplam</b>	19	400	7 002	3 622	3 380	-	-	-	115	1 153	811	
	Şehir	12	314	5 694	2 961	2 733	-	-	-	91	904	620	
	Köy	7	86	1 308	661	647	-	-	-	24	249	191	
TR821 Kastamonu	<b>Toplam</b>	67	884	22 534	11 484	11 050	-	-	-	252	2 682	2 246	
	Şehir	64	857	22 280	11 375	10 905	-	-	-	240	2 635	2 200	
	Köy	3	27	254	109	145	-	-	-	12	47	46	
Genel	<b>Toplam</b>	16	226	10 896	5 044	5 852	-	-	-	55	672	831	
	Şehir	16	226	10 896	5 044	5 852	-	-	-	55	672	831	
	Köy	-	-	-	-	-	-	-	-	-	-	-	
Mesleki ve teknik	<b>Toplam</b>	51	658	11 638	6 440	5 198	-	-	-	197	2 010	1 415	
	Şehir	48	631	11 384	6 331	5 053	-	-	-	185	1 963	1 369	
	Köy	3	27	254	109	145	-	-	-	12	47	46	
TR822 Çankırı	<b>Toplam</b>	34	470	11 177	5 948	5 229	-	-	-	128	1 416	1 149	
	Şehir	34	470	11 177	5 948	5 229	-	-	-	128	1 416	1 149	
	Köy	-	-	-	-	-	-	-	-	-	-	-	
Genel	<b>Toplam</b>	11	138	5 398	2 557	2 841	-	-	-	35	430	574	
	Şehir	11	138	5 398	2 557	2 841	-	-	-	35	430	574	
	Köy	-	-	-	-	-	-	-	-	-	-	-	
Mesleki ve teknik	<b>Toplam</b>	23	332	5 779	3 391	2 388	-	-	-	93	986	575	
	Şehir	23	332	5 779	3 391	2 388	-	-	-	93	986	575	
	Köy	-	-	-	-	-	-	-	-	-	-	-	
TR823 Sinop	<b>Toplam</b>	47	630	13 176	6 652	6 524	-	-	-	194	1 540	1 357	
	Şehir	46	615	13 126	6 624	6 502	-	-	-	190	1 540	1 357	
	Köy	1	15	50	28	22	-	-	-	4	-	-	
Genel	<b>Toplam</b>	14	189	7 028	3 169	3 859	-	-	-	45	504	592	
	Şehir	14	189	7 028	3 169	3 859	-	-	-	45	504	592	
	Köy	-	-	-	-	-	-	-	-	-	-	-	
Mesleki ve teknik	<b>Toplam</b>	33	441	6 148	3 483	2 665	-	-	-	149	1 036	765	
	Şehir	32	426	6 098	3 455	2 643	-	-	-	145	1 036	765	
	Köy	1	15	50	28	22	-	-	-	4	-	-	
TR831 Samsun	<b>Toplam</b>	158	3 479	98 698	49 893	48 805	5	43	87	1 047	11 982	10 525	
	Şehir	158	3 479	98 698	49 893	48 805	5	43	87	1 047	11 982	10 525	
	Köy	-	-	-	-	-	-	-	-	-	-	-	
Genel	<b>Toplam</b>	76	1 393	52 163	24 492	27 671	2	18	42	358	3 950	4 780	
	Şehir	76	1 393	52 163	24 492	27 671	2	18	42	358	3 950	4 780	
	Köy	-	-	-	-	-	-	-	-	-	-	-	
Mesleki ve teknik	<b>Toplam</b>	82	2 086	46 535	25 401	21 134	3	25	45	689	8 032	5 745	
	Şehir	82	2 086	46 535	25 401	21 134	3	25	45	689	8 032	5 745	
	Köy	-	-	-	-	-	-	-	-	-	-	-	

Not. Açıköğretim öğrenci sayıları 2014 yılı içerisinde 3 dönem sonu itibarıyla yeni kayıt yaptırın ve kayıt yenileyen aktif öğrencileri kapsar.



## 2.12 Number of schools, divisions and students in secondary education by grade and settlement place according to Statistical Regions Level 3 (continued)

[Beginning of the educational year 2014/15]

Sınıflara Göre Öğrenci - Students by Grade												SR Level 3
10. sınıf Grade 10			11. sınıf Grade 11			12. sınıf Grade 12			Açıköğretim Lisesi Open secondary education		Total	
Şube Division	Erkek Male	Kadın Female	Şube Division	Erkek Male	Kadın Female	Şube Division	Erkek Male	Kadın Female	Erkek Male	Kadın Female		City
364	3 937	3 656	402	3 654	3 501	373	3 554	3 267	3 775	4 338	Zonguldak TR811	
313	3 667	3 270	345	3 357	3 099	329	3 310	2 940	3 775	4 338	City	
51	270	386	57	297	402	44	244	327	-	-	Village	
145	1 563	2 054	156	1 378	1 743	149	1 281	1 729	2 669	3 160	General	
135	1 480	1 952	143	1 289	1 660	138	1 210	1 657	2 669	3 160	City	
10	83	102	13	89	83	11	71	72	-	-	Village	
219	2 374	1 602	246	2 276	1 758	224	2 273	1 538	1 106	1 178	Vocational and technical	
178	2 187	1 318	202	2 068	1 439	191	2 100	1 283	1 106	1 178	City	
41	187	284	44	208	319	33	173	255	-	-	Village	
157	1 659	1 496	157	1 474	1 449	152	1 418	1 355	1 679	1 517	Karabük TR812	
149	1 632	1 470	153	1 443	1 422	148	1 389	1 337	1 679	1 517	City	
8	27	26	4	31	27	4	29	18	-	-	Village	
62	734	841	61	628	772	57	632	702	1 338	1 139	General	
62	734	841	61	628	772	57	632	702	1 338	1 139	City	
-	-	-	-	-	-	-	-	-	-	-	Village	
95	925	655	96	846	677	95	786	653	341	378	Vocational and technical	
87	898	629	92	815	650	91	757	635	341	378	City	
8	27	26	4	31	27	4	29	18	-	-	Village	
128	1 213	1 234	128	1 045	1 099	129	973	1 055	1 128	1 387	Bartın TR813	
104	1 050	1 061	108	925	944	111	844	927	1 128	1 387	City	
24	163	173	20	120	155	18	129	128	-	-	Village	
32	362	453	33	300	390	35	286	367	942	996	General	
32	362	453	33	300	390	35	286	367	942	996	City	
-	-	-	-	-	-	-	-	-	-	-	Village	
96	851	781	95	745	709	94	687	688	186	391	Vocational and technical	
72	688	608	75	625	554	76	558	560	186	391	City	
24	163	173	20	120	155	18	129	128	-	-	Village	
220	2 226	2 179	211	2 048	1 875	201	1 896	1 690	2 632	3 060	Kastamonu TR821	
216	2 199	2 145	205	2 030	1 839	196	1 879	1 661	2 632	3 060	City	
4	27	34	6	18	36	5	17	29	-	-	Village	
61	723	973	57	641	782	53	563	695	2 445	2 571	General	
61	723	973	57	641	782	53	563	695	2 445	2 571	City	
-	-	-	-	-	-	-	-	-	-	-	Village	
159	1 503	1 206	154	1 407	1 093	148	1 333	995	187	489	Vocational and technical	
155	1 476	1 172	148	1 389	1 057	143	1 316	966	187	489	City	
4	27	34	6	18	36	5	17	29	-	-	Village	
109	1 064	1 033	115	973	962	118	1 009	962	1 486	1 123	Çankırı TR822	
109	1 064	1 033	115	973	962	118	1 009	962	1 486	1 123	City	
-	-	-	-	-	-	-	-	-	-	-	Village	
33	387	528	34	308	432	36	332	425	1 100	882	General	
33	387	528	34	308	432	36	332	425	1 100	882	City	
-	-	-	-	-	-	-	-	-	-	-	Village	
76	677	505	81	665	530	82	677	537	386	241	Vocational and technical	
76	677	505	81	665	530	82	677	537	386	241	City	
-	-	-	-	-	-	-	-	-	-	-	Village	
151	1 302	1 219	146	1 150	1 126	139	1 084	1 124	1 576	1 698	Sinop TR823	
147	1 294	1 213	142	1 136	1 120	136	1 078	1 114	1 576	1 698	City	
4	8	6	4	14	6	3	6	10	-	-	Village	
50	534	622	48	425	541	46	383	580	1 323	1 524	General	
50	534	622	48	425	541	46	383	580	1 323	1 524	City	
-	-	-	-	-	-	-	-	-	-	-	Village	
101	768	597	98	725	585	93	701	544	253	174	Vocational and technical	
97	760	591	94	711	579	90	695	534	253	174	City	
4	8	6	4	14	6	3	6	10	-	-	Village	
826	8 988	9 135	833	8 149	8 642	768	7 624	7 793	13 107	12 623	Samsun TR831	
826	8 988	9 135	833	8 149	8 642	768	7 624	7 793	13 107	12 623	City	
-	-	-	-	-	-	-	-	-	-	-	Village	
323	3 550	4 454	341	3 302	4 208	369	3 440	4 248	10 232	9 939	General	
323	3 550	4 454	341	3 302	4 208	369	3 440	4 248	10 232	9 939	City	
-	-	-	-	-	-	-	-	-	-	-	Village	
503	5 438	4 681	492	4 847	4 434	399	4 184	3 545	2 875	2 684	Vocational and technical	
503	5 438	4 681	492	4 847	4 434	399	4 184	3 545	2 875	2 684	City	
-	-	-	-	-	-	-	-	-	-	-	Village	

Note. The number of open education students include the active students who are new entrants or who have renewed registration as of the end of 3 semesters in 2014.

## 2.12 İstatistik Bölge Birimleri Sınıflaması 3. düzey, yerleşim yeri ve sınıflara göre ortaöğretimde okul, şube ve öğrenci sayısı (devam)

[2014/15 Öğretim yılı başı]

İBBS 3. Düzey		Toplam - Total					Sınıflara göre öğrenci					
		Öğrenci - Students					Hazırlık sınıfı Preparatory class			9. sınıf Grade 9		
		Okul School	Şube Division	Toplam Total	Erkek Male	Kadın Female	Şube Division	Erkek Male	Kadın Female	Şube Division	Erkek Male	Kadın Female
TR832 Tokat	<b>Toplam</b>	<b>85</b>	<b>1 638</b>	<b>45 194</b>	<b>23 260</b>	<b>21 934</b>	<b>4</b>	<b>49</b>	<b>71</b>	<b>481</b>	<b>5 327</b>	<b>4 690</b>
	Şehir	80	1 593	44 825	23 005	21 820	4	49	71	468	5 253	4 661
	Köy	5	45	369	255	114	-	-	-	13	74	29
Genel	<b>Toplam</b>	<b>32</b>	<b>641</b>	<b>21 918</b>	<b>10 642</b>	<b>11 276</b>	<b>4</b>	<b>49</b>	<b>71</b>	<b>165</b>	<b>1 632</b>	<b>1 880</b>
	Şehir	32	641	21 918	10 642	11 276	4	49	71	165	1 632	1 880
	Köy	-	-	-	-	-	-	-	-	-	-	-
Mesleki ve teknik	<b>Toplam</b>	<b>53</b>	<b>997</b>	<b>23 276</b>	<b>12 618</b>	<b>10 658</b>	<b>-</b>	<b>-</b>	<b>-</b>	<b>316</b>	<b>3 695</b>	<b>2 810</b>
	Şehir	48	952	22 907	12 363	10 544	-	-	-	303	3 621	2 781
	Köy	5	45	369	255	114	-	-	-	13	74	29
TR833 Çorum	<b>Toplam</b>	<b>83</b>	<b>1 578</b>	<b>38 473</b>	<b>19 700</b>	<b>18 773</b>	<b>3</b>	<b>35</b>	<b>55</b>	<b>453</b>	<b>4 304</b>	<b>3 861</b>
	Şehir	81	1 560	38 276	19 569	18 707	3	35	55	449	4 272	3 837
	Köy	2	18	197	131	66	-	-	-	4	32	24
Genel	<b>Toplam</b>	<b>34</b>	<b>655</b>	<b>20 706</b>	<b>10 036</b>	<b>10 670</b>	<b>3</b>	<b>35</b>	<b>55</b>	<b>175</b>	<b>1 689</b>	<b>1 873</b>
	Şehir	34	655	20 706	10 036	10 670	3	35	55	175	1 689	1 873
	Köy	-	-	-	-	-	-	-	-	-	-	-
Mesleki ve teknik	<b>Toplam</b>	<b>49</b>	<b>923</b>	<b>17 767</b>	<b>9 664</b>	<b>8 103</b>	<b>-</b>	<b>-</b>	<b>-</b>	<b>278</b>	<b>2 615</b>	<b>1 988</b>
	Şehir	47	905	17 570	9 533	8 037	-	-	-	274	2 583	1 964
	Köy	2	18	197	131	66	-	-	-	4	32	24
TR834 Amasya	<b>Toplam</b>	<b>56</b>	<b>1 026</b>	<b>24 227</b>	<b>12 499</b>	<b>11 728</b>	<b>3</b>	<b>31</b>	<b>58</b>	<b>278</b>	<b>3 132</b>	<b>2 566</b>
	Şehir	53	993	23 697	12 075	11 622	3	31	58	264	2 992	2 535
	Köy	3	33	530	424	106	-	-	-	14	140	31
Genel	<b>Toplam</b>	<b>20</b>	<b>342</b>	<b>11 361</b>	<b>5 426</b>	<b>5 935</b>	<b>3</b>	<b>31</b>	<b>58</b>	<b>80</b>	<b>980</b>	<b>1 049</b>
	Şehir	20	342	11 361	5 426	5 935	3	31	58	80	980	1 049
	Köy	-	-	-	-	-	-	-	-	-	-	-
Mesleki ve teknik	<b>Toplam</b>	<b>36</b>	<b>684</b>	<b>12 866</b>	<b>7 073</b>	<b>5 793</b>	<b>-</b>	<b>-</b>	<b>-</b>	<b>198</b>	<b>2 152</b>	<b>1 517</b>
	Şehir	33	651	12 336	6 649	5 687	-	-	-	184	2 012	1 486
	Köy	3	33	530	424	106	-	-	-	14	140	31
TR901 Trabzon	<b>Toplam</b>	<b>123</b>	<b>2 468</b>	<b>61 002</b>	<b>31 608</b>	<b>29 394</b>	<b>3</b>	<b>30</b>	<b>60</b>	<b>751</b>	<b>8 012</b>	<b>6 347</b>
	Şehir	123	2 468	61 002	31 608	29 394	3	30	60	751	8 012	6 347
	Köy	-	-	-	-	-	-	-	-	-	-	-
Genel	<b>Toplam</b>	<b>51</b>	<b>901</b>	<b>28 306</b>	<b>13 842</b>	<b>14 464</b>	<b>3</b>	<b>30</b>	<b>60</b>	<b>232</b>	<b>2 686</b>	<b>2 901</b>
	Şehir	51	901	28 306	13 842	14 464	3	30	60	232	2 686	2 901
	Köy	-	-	-	-	-	-	-	-	-	-	-
Mesleki ve teknik	<b>Toplam</b>	<b>72</b>	<b>1 567</b>	<b>32 696</b>	<b>17 766</b>	<b>14 930</b>	<b>-</b>	<b>-</b>	<b>-</b>	<b>519</b>	<b>5 326</b>	<b>3 446</b>
	Şehir	72	1 567	32 696	17 766	14 930	-	-	-	519	5 326	3 446
	Köy	-	-	-	-	-	-	-	-	-	-	-
TR902 Ordu	<b>Toplam</b>	<b>105</b>	<b>2 193</b>	<b>50 388</b>	<b>25 344</b>	<b>25 044</b>	<b>12</b>	<b>50</b>	<b>100</b>	<b>701</b>	<b>6 270</b>	<b>5 786</b>
	Şehir	105	2 193	50 388	25 344	25 044	12	50	100	701	6 270	5 786
	Köy	-	-	-	-	-	-	-	-	-	-	-
Genel	<b>Toplam</b>	<b>39</b>	<b>745</b>	<b>21 287</b>	<b>9 770</b>	<b>11 517</b>	<b>12</b>	<b>50</b>	<b>100</b>	<b>198</b>	<b>1 747</b>	<b>2 262</b>
	Şehir	39	745	21 287	9 770	11 517	12	50	100	198	1 747	2 262
	Köy	-	-	-	-	-	-	-	-	-	-	-
Mesleki ve teknik	<b>Toplam</b>	<b>66</b>	<b>1 448</b>	<b>29 101</b>	<b>15 574</b>	<b>13 527</b>	<b>-</b>	<b>-</b>	<b>-</b>	<b>503</b>	<b>4 523</b>	<b>3 524</b>
	Şehir	66	1 448	29 101	15 574	13 527	-	-	-	503	4 523	3 524
	Köy	-	-	-	-	-	-	-	-	-	-	-
TR903 Giresun	<b>Toplam</b>	<b>83</b>	<b>1 329</b>	<b>30 471</b>	<b>15 758</b>	<b>14 713</b>	<b>-</b>	<b>-</b>	<b>-</b>	<b>360</b>	<b>3 818</b>	<b>3 128</b>
	Şehir	81	1 309	30 202	15 639	14 563	-	-	-	353	3 765	3 084
	Köy	2	20	269	119	150	-	-	-	7	53	44
Genel	<b>Toplam</b>	<b>30</b>	<b>444</b>	<b>14 081</b>	<b>6 725</b>	<b>7 356</b>	<b>-</b>	<b>-</b>	<b>-</b>	<b>119</b>	<b>1 170</b>	<b>1 322</b>
	Şehir	29	439	14 018	6 691	7 327	-	-	-	117	1 157	1 319
	Köy	1	5	63	34	29	-	-	-	2	13	3
Mesleki ve teknik	<b>Toplam</b>	<b>53</b>	<b>885</b>	<b>16 390</b>	<b>9 033</b>	<b>7 357</b>	<b>-</b>	<b>-</b>	<b>-</b>	<b>241</b>	<b>2 648</b>	<b>1 806</b>
	Şehir	52	870	16 184	8 948	7 236	-	-	-	236	2 608	1 765
	Köy	1	15	206	85	121	-	-	-	5	40	41
TR904 Rize	<b>Toplam</b>	<b>65</b>	<b>1 225</b>	<b>29 146</b>	<b>15 123</b>	<b>14 023</b>	<b>6</b>	<b>97</b>	<b>60</b>	<b>369</b>	<b>3 285</b>	<b>2 824</b>
	Şehir	61	1 179	28 285	14 718	13 567	3	67	-	355	3 181	2 711
	Köy	4	46	861	405	456	3	30	60	14	104	113
Genel	<b>Toplam</b>	<b>27</b>	<b>437</b>	<b>13 586</b>	<b>6 394</b>	<b>7 192</b>	<b>3</b>	<b>30</b>	<b>60</b>	<b>106</b>	<b>1 211</b>	<b>1 281</b>
	Şehir	25	405	12 862	6 105	6 757	-	-	-	99	1 137	1 178
	Köy	2	32	724	289	435	3	30	60	7	74	103
Mesleki ve teknik	<b>Toplam</b>	<b>38</b>	<b>788</b>	<b>15 560</b>	<b>8 729</b>	<b>6 831</b>	<b>3</b>	<b>67</b>	<b>-</b>	<b>263</b>	<b>2 074</b>	<b>1 543</b>
	Şehir	36	774	15 423	8 613	6 810	3	67	-	256	2 044	1 533
	Köy	2	14	137	116	21	-	-	-	7	30	10

Not. Açıköğretim öğrenci sayıları 2014 yılı içerisinde 3 dönem sonu itibarıyla yeni kayıt yaptıran ve kayıt yenileyen aktif öğrencileri kapsar.

2.12 Number of schools, divisions and students in secondary education by grade and settlement place according to Statistical Regions Level 3 (continued)

[Beginning of the educational year 2014/15]

Students by grade												SR Level 3
10. sınıf Grade 10			11. sınıf Grade 11			12. sınıf Grade 12			Açıköğretim Lisesi Open secondary education			
Şube Division	Erkek Male	Kadın Female	Şube Division	Erkek Male	Kadın Female	Şube Division	Erkek Male	Kadın Female	Erkek Male	Kadın Female		
<b>410</b>	<b>4 708</b>	<b>4 238</b>	<b>389</b>	<b>4 065</b>	<b>4 144</b>	<b>354</b>	<b>3 532</b>	<b>3 660</b>	<b>5 579</b>	<b>5 131</b>	<b>Total</b>	Tokat TR832
397	4 618	4 219	378	4 008	4 109	346	3 498	3 629	5 579	5 131	City	
13	90	19	11	57	35	8	34	31	-	-	Village	
<b>166</b>	<b>1 846</b>	<b>2 039</b>	<b>150</b>	<b>1 422</b>	<b>1 709</b>	<b>156</b>	<b>1 414</b>	<b>1 742</b>	<b>4 279</b>	<b>3 835</b>	<b>Total</b>	General
166	1 846	2 039	150	1 422	1 709	156	1 414	1 742	4 279	3 835	City	
-	-	-	-	-	-	-	-	-	-	-	Village	
<b>244</b>	<b>2 862</b>	<b>2 199</b>	<b>239</b>	<b>2 643</b>	<b>2 435</b>	<b>198</b>	<b>2 118</b>	<b>1 918</b>	<b>1 300</b>	<b>1 296</b>	<b>Total</b>	Vocational and technical
231	2 772	2 180	228	2 586	2 400	190	2 084	1 887	1 300	1 296	City	
13	90	19	11	57	35	8	34	31	-	-	Village	
<b>399</b>	<b>4 013</b>	<b>3 729</b>	<b>368</b>	<b>3 399</b>	<b>3 429</b>	<b>355</b>	<b>3 136</b>	<b>2 961</b>	<b>4 813</b>	<b>4 738</b>	<b>Total</b>	Çorum TR833
394	3 976	3 712	364	3 374	3 417	350	3 099	2 948	4 813	4 738	City	
5	37	17	4	25	12	5	37	13	-	-	Village	
<b>151</b>	<b>1 568</b>	<b>1 744</b>	<b>162</b>	<b>1 320</b>	<b>1 649</b>	<b>164</b>	<b>1 414</b>	<b>1 597</b>	<b>4 010</b>	<b>3 752</b>	<b>Total</b>	General
151	1 568	1 744	162	1 320	1 649	164	1 414	1 597	4 010	3 752	City	
-	-	-	-	-	-	-	-	-	-	-	Village	
<b>248</b>	<b>2 445</b>	<b>1 985</b>	<b>206</b>	<b>2 079</b>	<b>1 780</b>	<b>191</b>	<b>1 722</b>	<b>1 364</b>	<b>803</b>	<b>986</b>	<b>Total</b>	Vocational and technical
243	2 408	1 968	202	2 054	1 768	186	1 685	1 351	803	986	City	
5	37	17	4	25	12	5	37	13	-	-	Village	
<b>249</b>	<b>2 488</b>	<b>2 409</b>	<b>251</b>	<b>2 228</b>	<b>2 228</b>	<b>245</b>	<b>2 308</b>	<b>2 108</b>	<b>2 312</b>	<b>2 359</b>	<b>Total</b>	Amasya TR834
242	2 387	2 383	245	2 132	2 207	239	2 221	2 080	2 312	2 359	City	
7	101	26	6	96	21	6	87	28	-	-	Village	
<b>85</b>	<b>959</b>	<b>1 159</b>	<b>85</b>	<b>827</b>	<b>1 049</b>	<b>89</b>	<b>887</b>	<b>1 008</b>	<b>1 742</b>	<b>1 612</b>	<b>Total</b>	General
85	959	1 159	85	827	1 049	89	887	1 008	1 742	1 612	City	
-	-	-	-	-	-	-	-	-	-	-	Village	
<b>164</b>	<b>1 529</b>	<b>1 250</b>	<b>166</b>	<b>1 401</b>	<b>1 179</b>	<b>156</b>	<b>1 421</b>	<b>1 100</b>	<b>570</b>	<b>747</b>	<b>Total</b>	Vocational and technical
157	1 428	1 224	160	1 305	1 158	150	1 334	1 072	570	747	City	
7	101	26	6	96	21	6	87	28	-	-	Village	
<b>574</b>	<b>5 858</b>	<b>5 549</b>	<b>570</b>	<b>5 603</b>	<b>5 266</b>	<b>570</b>	<b>4 994</b>	<b>5 077</b>	<b>7 111</b>	<b>7 095</b>	<b>Total</b>	Trabzon TR901
574	5 858	5 549	570	5 603	5 266	570	4 994	5 077	7 111	7 095	City	
-	-	-	-	-	-	-	-	-	-	-	Village	
<b>207</b>	<b>2 355</b>	<b>2 750</b>	<b>219</b>	<b>2 075</b>	<b>2 384</b>	<b>240</b>	<b>2 259</b>	<b>2 609</b>	<b>4 437</b>	<b>3 760</b>	<b>Total</b>	General
207	2 355	2 750	219	2 075	2 384	240	2 259	2 609	4 437	3 760	City	
-	-	-	-	-	-	-	-	-	-	-	Village	
<b>367</b>	<b>3 503</b>	<b>2 799</b>	<b>351</b>	<b>3 528</b>	<b>2 882</b>	<b>330</b>	<b>2 735</b>	<b>2 468</b>	<b>2 674</b>	<b>3 335</b>	<b>Total</b>	Vocational and technical
367	3 503	2 799	351	3 528	2 882	330	2 735	2 468	2 674	3 335	City	
-	-	-	-	-	-	-	-	-	-	-	Village	
<b>516</b>	<b>5 291</b>	<b>5 202</b>	<b>500</b>	<b>4 807</b>	<b>4 850</b>	<b>464</b>	<b>4 274</b>	<b>4 321</b>	<b>4 652</b>	<b>4 785</b>	<b>Total</b>	Ordu TR902
516	5 291	5 202	500	4 807	4 850	464	4 274	4 321	4 652	4 785	City	
-	-	-	-	-	-	-	-	-	-	-	Village	
<b>181</b>	<b>1 629</b>	<b>2 136</b>	<b>171</b>	<b>1 557</b>	<b>2 041</b>	<b>183</b>	<b>1 627</b>	<b>1 952</b>	<b>3 160</b>	<b>3 026</b>	<b>Total</b>	General
181	1 629	2 136	171	1 557	2 041	183	1 627	1 952	3 160	3 026	City	
-	-	-	-	-	-	-	-	-	-	-	Village	
<b>335</b>	<b>3 662</b>	<b>3 066</b>	<b>329</b>	<b>3 250</b>	<b>2 809</b>	<b>281</b>	<b>2 647</b>	<b>2 369</b>	<b>1 492</b>	<b>1 759</b>	<b>Total</b>	Vocational and technical
335	3 662	3 066	329	3 250	2 809	281	2 647	2 369	1 492	1 759	City	
-	-	-	-	-	-	-	-	-	-	-	Village	
<b>324</b>	<b>3 217</b>	<b>2 946</b>	<b>320</b>	<b>2 892</b>	<b>2 862</b>	<b>325</b>	<b>2 896</b>	<b>2 713</b>	<b>2 935</b>	<b>3 064</b>	<b>Total</b>	Giresun TR903
319	3 197	2 913	316	2 871	2 825	321	2 871	2 677	2 935	3 064	City	
5	20	33	4	21	37	4	25	36	-	-	Village	
<b>121</b>	<b>1 251</b>	<b>1 495</b>	<b>98</b>	<b>958</b>	<b>1 169</b>	<b>106</b>	<b>1 009</b>	<b>1 189</b>	<b>2 337</b>	<b>2 181</b>	<b>Total</b>	General
120	1 244	1 492	97	950	1 153	105	1 003	1 182	2 337	2 181	City	
1	7	3	1	8	16	1	6	7	-	-	Village	
<b>203</b>	<b>1 966</b>	<b>1 451</b>	<b>222</b>	<b>1 934</b>	<b>1 693</b>	<b>219</b>	<b>1 887</b>	<b>1 524</b>	<b>598</b>	<b>883</b>	<b>Total</b>	Vocational and technical
199	1 953	1 421	219	1 921	1 672	216	1 868	1 495	598	883	City	
4	13	30	3	13	21	3	19	29	-	-	Village	
<b>290</b>	<b>2 656</b>	<b>2 528</b>	<b>283</b>	<b>2 309</b>	<b>2 262</b>	<b>277</b>	<b>2 251</b>	<b>2 284</b>	<b>4 525</b>	<b>4 065</b>	<b>Total</b>	Rize TR904
280	2 579	2 430	274	2 218	2 164	267	2 148	2 197	4 525	4 065	City	
10	77	98	9	91	98	10	103	87	-	-	Village	
<b>105</b>	<b>1 069</b>	<b>1 229</b>	<b>109</b>	<b>982</b>	<b>1 135</b>	<b>114</b>	<b>983</b>	<b>1 173</b>	<b>2 119</b>	<b>2 314</b>	<b>Total</b>	General
97	1 014	1 136	102	919	1 040	107	916	1 089	2 119	2 314	City	
8	55	93	7	63	95	7	67	84	-	-	Village	
<b>185</b>	<b>1 587</b>	<b>1 299</b>	<b>174</b>	<b>1 327</b>	<b>1 127</b>	<b>163</b>	<b>1 268</b>	<b>1 111</b>	<b>2 406</b>	<b>1 751</b>	<b>Total</b>	Vocational and technical
183	1 565	1 294	172	1 299	1 124	160	1 232	1 108	2 406	1 751	City	
2	22	5	2	28	3	3	36	3	-	-	Village	

Note. The number of open education students include the active students who are new entrants or who have renewed registration as of the end of 3 semesters in 2014.

## 2.12 İstatistik Bölge Birimleri Sınıflaması 3. düzey, yerleşim yeri ve sınıflara göre ortaöğretimde okul, şube ve öğrenci sayısı (devam)

[2014/15 Öğretim yılı başı]

İBBS 3. Düzey		Toplam - Total					Sınıflara Göre Öğrenci - Students by Grade					
		Öğrenci - Students					Hazırlık sınıfı Preparatory class			9. sınıf Grade 9		
		Okul School	Şube Division	Toplam Total	Erkek Male	Kadın Female	Şube Division	Erkek Male	Kadın Female	Şube Division	Erkek Male	Kadın Female
TR905 Artvin	<b>Toplam</b>	41	542	11 859	6 072	5 787	-	-	-	140	1 420	1 179
	Şehir	36	483	10 963	5 517	5 446	-	-	-	126	1 296	1 074
	Köy	5	59	896	555	341	-	-	-	14	124	105
Genel	<b>Toplam</b>	14	180	6 291	2 911	3 380	-	-	-	38	520	578
	Şehir	13	165	5 907	2 738	3 169	-	-	-	34	473	506
	Köy	1	15	384	173	211	-	-	-	4	47	72
Mesleki ve teknik	<b>Toplam</b>	27	362	5 568	3 161	2 407	-	-	-	102	900	601
	Şehir	23	318	5 056	2 779	2 277	-	-	-	92	823	568
	Köy	4	44	512	382	130	-	-	-	10	77	33
TR906 Gümüşhane	<b>Toplam</b>	28	410	8 858	4 377	4 481	3	40	50	106	910	769
	Şehir	27	398	8 747	4 315	4 432	3	40	50	102	892	756
	Köy	1	12	111	62	49	-	-	-	4	18	13
Genel	<b>Toplam</b>	11	144	4 531	2 360	2 171	3	40	50	30	349	310
	Şehir	10	132	4 420	2 298	2 122	3	40	50	26	331	297
	Köy	1	12	111	62	49	-	-	-	4	18	13
Mesleki ve teknik	<b>Toplam</b>	17	266	4 327	2 017	2 310	-	-	-	76	561	459
	Şehir	17	266	4 327	2 017	2 310	-	-	-	76	561	459
	Köy	-	-	-	-	-	-	-	-	-	-	-
TRA11 Erzurum	<b>Toplam</b>	107	2 146	59 647	31 701	27 946	12	149	190	720	8 095	6 418
	Şehir	107	2 146	59 647	31 701	27 946	12	149	190	720	8 095	6 418
	Köy	-	-	-	-	-	-	-	-	-	-	-
Genel	<b>Toplam</b>	43	954	32 851	17 698	15 153	12	149	190	277	3 339	2 914
	Şehir	43	954	32 851	17 698	15 153	12	149	190	277	3 339	2 914
	Köy	-	-	-	-	-	-	-	-	-	-	-
Mesleki ve teknik	<b>Toplam</b>	64	1 192	26 796	14 003	12 793	-	-	-	443	4 756	3 504
	Şehir	64	1 192	26 796	14 003	12 793	-	-	-	443	4 756	3 504
	Köy	-	-	-	-	-	-	-	-	-	-	-
TRA12 Erzincan	<b>Toplam</b>	44	763	16 674	8 824	7 850	4	44	76	242	2 042	1 747
	Şehir	39	710	16 234	8 554	7 680	4	44	76	217	1 955	1 702
	Köy	5	53	440	270	170	-	-	-	25	87	45
Genel	<b>Toplam</b>	17	260	8 593	4 305	4 288	4	44	76	63	680	795
	Şehir	16	249	8 452	4 198	4 254	4	44	76	60	656	789
	Köy	1	11	141	107	34	-	-	-	3	24	6
Mesleki ve teknik	<b>Toplam</b>	27	503	8 081	4 519	3 562	-	-	-	179	1 362	952
	Şehir	23	461	7 782	4 356	3 426	-	-	-	157	1 299	913
	Köy	4	42	299	163	136	-	-	-	22	63	39
TRA13 Bayburt	<b>Toplam</b>	15	268	6 268	3 244	3 024	-	-	-	85	758	630
	Şehir	14	248	6 179	3 202	2 977	-	-	-	75	745	614
	Köy	1	18	89	42	47	-	-	-	10	13	16
Genel	<b>Toplam</b>	5	100	3 365	1 730	1 635	-	-	-	28	318	315
	Şehir	5	100	3 365	1 730	1 635	-	-	-	28	318	315
	Köy	-	-	-	-	-	-	-	-	-	-	-
Mesleki ve teknik	<b>Toplam</b>	10	166	2 903	1 514	1 389	-	-	-	57	440	315
	Şehir	9	148	2 814	1 472	1 342	-	-	-	47	427	299
	Köy	1	18	89	42	47	-	-	-	10	13	16
TRA21 Ağrı	<b>Toplam</b>	55	1 399	38 811	21 562	17 249	8	47	73	603	8 773	6 195
	Şehir	53	1 391	38 708	21 503	17 205	8	47	73	595	8 714	6 151
	Köy	2	8	103	59	44	-	-	-	8	59	44
Genel	<b>Toplam</b>	24	562	19 391	10 846	8 545	8	47	73	175	2 887	2 386
	Şehir	24	562	19 391	10 846	8 545	8	47	73	175	2 887	2 386
	Köy	-	-	-	-	-	-	-	-	-	-	-
Mesleki ve teknik	<b>Toplam</b>	31	837	19 420	10 716	8 704	-	-	-	428	5 886	3 809
	Şehir	29	829	19 317	10 657	8 660	-	-	-	420	5 827	3 765
	Köy	2	8	103	59	44	-	-	-	8	59	44
TRA22 Kars	<b>Toplam</b>	44	760	20 093	10 690	9 403	-	-	-	274	3 498	2 838
	Şehir	41	728	19 670	10 464	9 206	-	-	-	257	3 370	2 714
	Köy	3	32	423	226	197	-	-	-	17	128	124
Genel	<b>Toplam</b>	21	324	10 901	5 614	5 287	-	-	-	91	1 227	1 276
	Şehir	20	314	10 744	5 513	5 231	-	-	-	88	1 194	1 262
	Köy	1	10	157	101	56	-	-	-	3	33	14
Mesleki ve teknik	<b>Toplam</b>	23	436	9 192	5 076	4 116	-	-	-	183	2 271	1 562
	Şehir	21	414	8 926	4 951	3 975	-	-	-	169	2 176	1 452
	Köy	2	22	266	125	141	-	-	-	14	95	110

Not. Açıköğretim öğrenci sayıları 2014 yılı içerisinde 3 dönem sonu itibarıyla yeni kayıt yaptıran ve kayıt yenileyen aktif öğrencileri kapsar.

## 2.12 Number of schools, divisions and students in secondary education by grade and settlement place according to Statistical Regions Level 3 (continued)

[Beginning of the educational year 2014/'15]

Sınıflara Göre Öğrenci - Students by Grade												SR Level 3
10. sınıf Grade 10			11. sınıf Grade 11			12. sınıf Grade 12			Açıköğretim Lisesi Open secondary education		Total	
Şube Division	Erkek Male	Kadın Female	Şube Division	Erkek Male	Kadın Female	Şube Division	Erkek Male	Kadın Female	Erkek Male	Kadın Female		
133	1 242	1 234	133	1 070	1 067	136	1 103	1 052	1 237	1 255		Artvin TR905
119	1 093	1 148	118	941	1 000	120	950	969	1 237	1 255	City	
14	149	86	15	129	67	16	153	83	-	-	Village	
44	549	652	49	463	565	49	438	500	941	1 085	General	
40	492	589	45	426	526	46	406	463	941	1 085	City	
4	57	63	4	37	39	3	32	37	-	-	Village	
89	693	582	84	607	502	87	665	552	296	170	Vocational and technical	
79	601	559	73	515	474	74	544	506	296	170	City	
10	92	23	11	92	28	13	121	46	-	-	Village	
98	901	875	105	790	892	98	731	765	1 005	1 130	General	
94	887	858	103	775	884	96	716	754	1 005	1 130	City	
4	14	17	2	15	8	2	15	11	-	-	Village	
34	413	382	38	309	327	39	303	349	946	753	General	
30	399	365	36	294	319	37	288	338	946	753	City	
4	14	17	2	15	8	2	15	11	-	-	Village	
64	488	493	67	481	565	59	428	416	59	377	Vocational and technical	
64	488	493	67	481	565	59	428	416	59	377	City	
-	-	-	-	-	-	-	-	-	-	-	Village	
507	5 293	4 734	467	4 389	4 261	440	4 083	3 889	9 692	8 454	General	
507	5 293	4 734	467	4 389	4 261	440	4 083	3 889	9 692	8 454	City	
-	-	-	-	-	-	-	-	-	-	-	Village	
229	2 407	2 331	220	2 040	2 063	216	2 141	2 092	7 622	5 563	General	
229	2 407	2 331	220	2 040	2 063	216	2 141	2 092	7 622	5 563	City	
-	-	-	-	-	-	-	-	-	-	-	Village	
278	2 886	2 403	247	2 349	2 198	224	1 942	1 797	2 070	2 891	Vocational and technical	
278	2 886	2 403	247	2 349	2 198	224	1 942	1 797	2 070	2 891	City	
-	-	-	-	-	-	-	-	-	-	-	Village	
173	1 630	1 467	173	1 477	1 405	171	1 371	1 354	2 260	1 801	General	
164	1 577	1 429	163	1 418	1 362	162	1 300	1 310	2 260	1 801	City	
9	53	38	10	59	43	9	71	44	-	-	Village	
61	666	757	65	566	650	67	538	659	1 811	1 351	Vocational and technical	
59	653	743	62	534	643	64	500	652	1 811	1 351	City	
2	13	14	3	32	7	3	38	7	-	-	Village	
112	964	710	108	911	755	104	833	695	449	450	General	
105	924	686	101	884	719	98	800	658	449	450	City	
7	40	24	7	27	36	6	33	37	-	-	Village	
59	613	535	62	517	535	60	566	467	790	857	Vocational and technical	
55	608	526	60	507	519	58	552	461	790	857	City	
4	5	9	2	10	16	2	14	6	-	-	Village	
22	293	249	25	238	230	25	285	251	596	590	General	
22	293	249	25	238	230	25	285	251	596	590	City	
-	-	-	-	-	-	-	-	-	-	-	Village	
37	320	286	37	279	305	35	281	216	194	267	Vocational and technical	
33	315	277	35	269	289	33	267	210	194	267	City	
4	5	9	2	10	16	2	14	6	-	-	Village	
304	3 421	3 257	259	2 591	2 498	225	2 202	2 037	4 528	3 189	General	
304	3 421	3 257	259	2 591	2 498	225	2 202	2 037	4 528	3 189	City	
-	-	-	-	-	-	-	-	-	-	-	Village	
132	1 672	1 700	123	1 308	1 102	124	1 275	1 029	3 657	2 255	General	
132	1 672	1 700	123	1 308	1 102	124	1 275	1 029	3 657	2 255	City	
-	-	-	-	-	-	-	-	-	-	-	Village	
172	1 749	1 557	136	1 283	1 396	101	927	1 008	871	934	Vocational and technical	
172	1 749	1 557	136	1 283	1 396	101	927	1 008	871	934	City	
-	-	-	-	-	-	-	-	-	-	-	Village	
182	1 931	1 994	162	1 450	1 713	142	1 317	1 405	2 494	1 453	General	
176	1 905	1 972	158	1 418	1 695	137	1 277	1 372	2 494	1 453	City	
6	26	22	4	32	18	5	40	33	-	-	Village	
79	779	1 024	77	732	880	77	718	853	2 158	1 254	Vocational and technical	
77	760	1 014	75	710	871	74	691	830	2 158	1 254	City	
2	19	10	2	22	9	3	27	23	-	-	Village	
103	1 152	970	85	718	833	65	599	552	336	199	General	
99	1 145	958	83	708	824	63	586	542	336	199	City	
4	7	12	2	10	9	2	13	10	-	-	Village	

Note: The number of open education students include the active students who are new entrants or who have renewed registration as of the end of 3 semesters in 2014.

## 2.12 İstatistik Bölge Birimleri Sınıflaması 3. düzey, yerleşim yeri ve sınıflara göre ortaöğretimde okul, şube ve öğrenci sayısı (devam)

[2014/15 Öğretim yılı başı]

İBBS 3. Düzey		Toplam - Total						Sınıflara Göre Öğrenci - Students by Grade					
		Öğrenci - Students						Hazırlık sınıfı - Preparatory class			9. sınıf - Grade 9		
		Okul - School	Şube - Division	Toplam - Total	Erkek - Male	Kadın - Female		Şube - Division	Erkek - Male	Kadın - Female	Şube - Division	Erkek - Male	Kadın - Female
<b>TRA23 İğdir</b>	<b>Toplam</b>	<b>26</b>	<b>642</b>	<b>15 628</b>	<b>7 658</b>	<b>7 970</b>	<b>4</b>	<b>45</b>	<b>61</b>	<b>218</b>	<b>2 541</b>	<b>2 165</b>	
	Şehir	25	631	15 290	7 415	7 875	4	45	61	214	2 345	2 100	
	Köy	1	11	338	243	95	-	-	-	4	196	65	
Genel	<b>Toplam</b>	<b>15</b>	<b>374</b>	<b>9 234</b>	<b>4 392</b>	<b>4 842</b>	<b>4</b>	<b>45</b>	<b>61</b>	<b>117</b>	<b>1 100</b>	<b>1 204</b>	
	Şehir	15	374	9 234	4 392	4 842	4	45	61	117	1 100	1 204	
	Köy	-	-	-	-	-	-	-	-	-	-	-	
Mesleki ve teknik	<b>Toplam</b>	<b>11</b>	<b>268</b>	<b>6 394</b>	<b>3 266</b>	<b>3 128</b>	<b>-</b>	<b>-</b>	<b>-</b>	<b>101</b>	<b>1 441</b>	<b>961</b>	
	Şehir	10	257	6 056	3 023	3 033	-	-	-	97	1 245	896	
	Köy	1	11	338	243	95	-	-	-	4	196	65	
<b>TRA24 Ardahan</b>	<b>Toplam</b>	<b>23</b>	<b>395</b>	<b>7 631</b>	<b>3 946</b>	<b>3 685</b>	<b>-</b>	<b>-</b>	<b>-</b>	<b>127</b>	<b>1 145</b>	<b>1 000</b>	
	Şehir	22	381	7 494	3 865	3 629	-	-	-	124	1 111	984	
	Köy	1	14	137	81	56	-	-	-	3	34	16	
Genel	<b>Toplam</b>	<b>7</b>	<b>107</b>	<b>2 932</b>	<b>1 466</b>	<b>1 466</b>	<b>-</b>	<b>-</b>	<b>-</b>	<b>30</b>	<b>280</b>	<b>345</b>	
	Şehir	7	104	2 899	1 447	1 452	-	-	-	29	279	345	
	Köy	-	3	33	19	14	-	-	-	1	1	-	
Mesleki ve teknik	<b>Toplam</b>	<b>16</b>	<b>288</b>	<b>4 699</b>	<b>2 480</b>	<b>2 219</b>	<b>-</b>	<b>-</b>	<b>-</b>	<b>97</b>	<b>865</b>	<b>655</b>	
	Şehir	15	277	4 595	2 418	2 177	-	-	-	95	832	639	
	Köy	1	11	104	62	42	-	-	-	2	33	16	
<b>TRB11 Malatya</b>	<b>Toplam</b>	<b>119</b>	<b>2 497</b>	<b>66 953</b>	<b>35 454</b>	<b>31 499</b>	<b>4</b>	<b>40</b>	<b>80</b>	<b>819</b>	<b>8 564</b>	<b>7 136</b>	
	Şehir	119	2 497	66 953	35 454	31 499	4	40	80	819	8 564	7 136	
	Köy	-	-	-	-	-	-	-	-	-	-	-	
Genel	<b>Toplam</b>	<b>52</b>	<b>1 137</b>	<b>36 084</b>	<b>18 905</b>	<b>17 179</b>	<b>4</b>	<b>40</b>	<b>80</b>	<b>317</b>	<b>2 942</b>	<b>3 047</b>	
	Şehir	52	1 137	36 084	18 905	17 179	4	40	80	317	2 942	3 047	
	Köy	-	-	-	-	-	-	-	-	-	-	-	
Mesleki ve teknik	<b>Toplam</b>	<b>67</b>	<b>1 360</b>	<b>30 869</b>	<b>16 549</b>	<b>14 320</b>	<b>-</b>	<b>-</b>	<b>-</b>	<b>502</b>	<b>5 622</b>	<b>4 089</b>	
	Şehir	67	1 360	30 869	16 549	14 320	-	-	-	502	5 622	4 089	
	Köy	-	-	-	-	-	-	-	-	-	-	-	
<b>TRB12 Elazığ</b>	<b>Toplam</b>	<b>79</b>	<b>1 754</b>	<b>48 238</b>	<b>24 977</b>	<b>23 261</b>	<b>4</b>	<b>58</b>	<b>63</b>	<b>619</b>	<b>6 144</b>	<b>5 240</b>	
	Şehir	76	1 672	47 398	24 528	22 870	4	58	63	574	5 948	5 101	
	Köy	3	82	840	449	391	-	-	-	45	196	139	
Genel	<b>Toplam</b>	<b>36</b>	<b>790</b>	<b>26 441</b>	<b>13 476</b>	<b>12 965</b>	<b>4</b>	<b>58</b>	<b>63</b>	<b>230</b>	<b>2 391</b>	<b>2 389</b>	
	Şehir	36	790	26 441	13 476	12 965	4	58	63	230	2 391	2 389	
	Köy	-	-	-	-	-	-	-	-	-	-	-	
Mesleki ve teknik	<b>Toplam</b>	<b>43</b>	<b>964</b>	<b>21 797</b>	<b>11 501</b>	<b>10 296</b>	<b>-</b>	<b>-</b>	<b>-</b>	<b>389</b>	<b>3 753</b>	<b>2 851</b>	
	Şehir	40	882	20 957	11 052	9 905	-	-	-	344	3 557	2 712	
	Köy	3	82	840	449	391	-	-	-	45	196	139	
<b>TRB13 Bingöl</b>	<b>Toplam</b>	<b>36</b>	<b>699</b>	<b>23 155</b>	<b>12 490</b>	<b>10 665</b>	<b>-</b>	<b>-</b>	<b>-</b>	<b>235</b>	<b>3 037</b>	<b>2 361</b>	
	Şehir	36	699	23 155	12 490	10 665	-	-	-	235	3 037	2 361	
	Köy	-	-	-	-	-	-	-	-	-	-	-	
Genel	<b>Toplam</b>	<b>14</b>	<b>294</b>	<b>12 788</b>	<b>7 136</b>	<b>5 652</b>	<b>-</b>	<b>-</b>	<b>-</b>	<b>77</b>	<b>1 130</b>	<b>923</b>	
	Şehir	14	294	12 788	7 136	5 652	-	-	-	77	1 130	923	
	Köy	-	-	-	-	-	-	-	-	-	-	-	
Mesleki ve teknik	<b>Toplam</b>	<b>22</b>	<b>405</b>	<b>10 367</b>	<b>5 354</b>	<b>5 013</b>	<b>-</b>	<b>-</b>	<b>-</b>	<b>158</b>	<b>1 907</b>	<b>1 438</b>	
	Şehir	22	405	10 367	5 354	5 013	-	-	-	158	1 907	1 438	
	Köy	-	-	-	-	-	-	-	-	-	-	-	
<b>TRB14 Tunceli</b>	<b>Toplam</b>	<b>25</b>	<b>266</b>	<b>4 213</b>	<b>2 249</b>	<b>1 964</b>	<b>-</b>	<b>-</b>	<b>-</b>	<b>97</b>	<b>471</b>	<b>384</b>	
	Şehir	25	266	4 213	2 249	1 964	-	-	-	97	471	384	
	Köy	-	-	-	-	-	-	-	-	-	-	-	
Genel	<b>Toplam</b>	<b>9</b>	<b>79</b>	<b>2 539</b>	<b>1 310</b>	<b>1 229</b>	<b>-</b>	<b>-</b>	<b>-</b>	<b>22</b>	<b>224</b>	<b>225</b>	
	Şehir	9	79	2 539	1 310	1 229	-	-	-	22	224	225	
	Köy	-	-	-	-	-	-	-	-	-	-	-	
Mesleki ve teknik	<b>Toplam</b>	<b>16</b>	<b>187</b>	<b>1 674</b>	<b>939</b>	<b>735</b>	<b>-</b>	<b>-</b>	<b>-</b>	<b>75</b>	<b>247</b>	<b>159</b>	
	Şehir	16	187	1 674	939	735	-	-	-	75	247	159	
	Köy	-	-	-	-	-	-	-	-	-	-	-	
<b>TRB21 Van</b>	<b>Toplam</b>	<b>118</b>	<b>2 801</b>	<b>82 147</b>	<b>44 881</b>	<b>37 266</b>	<b>4</b>	<b>38</b>	<b>52</b>	<b>1 137</b>	<b>14 770</b>	<b>11 743</b>	
	Şehir	118	2 801	82 147	44 881	37 266	4	38	52	1 137	14 770	11 743	
	Köy	-	-	-	-	-	-	-	-	-	-	-	
Genel	<b>Toplam</b>	<b>42</b>	<b>1 043</b>	<b>37 671</b>	<b>22 454</b>	<b>15 217</b>	<b>4</b>	<b>38</b>	<b>52</b>	<b>340</b>	<b>4 008</b>	<b>3 447</b>	
	Şehir	42	1 043	37 671	22 454	15 217	4	38	52	340	4 008	3 447	
	Köy	-	-	-	-	-	-	-	-	-	-	-	
Mesleki ve teknik	<b>Toplam</b>	<b>76</b>	<b>1 758</b>	<b>44 476</b>	<b>22 427</b>	<b>22 049</b>	<b>-</b>	<b>-</b>	<b>-</b>	<b>797</b>	<b>10 762</b>	<b>8 296</b>	
	Şehir	76	1 758	44 476	22 427	22 049	-	-	-	797	10 762	8 296	
	Köy	-	-	-	-	-	-	-	-	-	-	-	

Not. Açıköğretim öğrenci sayıları 2014 yılı içerisinde 3 dönem sonu itibarıyla yeni kayıt yaptırılan ve kayıt yenileyen aktif öğrencileri kapsar.

## 2.12 Number of schools, divisions and students in secondary education by grade and settlement place according to Statistical Regions Level 3 (continued)

[Beginning of the educational year 2014/15]

Sınıflara Göre Öğrenci - Students by Grade													SR Level 3
10. sınıf Grade 10			11. sınıf Grade 11			12. sınıf Grade 12			Açıköğretim Lisesi Open secondary education				
Şube Division	Erkek Male	Kadın Female	Şube Division	Erkek Male	Kadın Female	Şube Division	Erkek Male	Kadın Female	Erkek Male	Kadın Female			
152	1 522	1 776	135	1 167	1 467	133	1 057	1 406	1 326	1 095	<b>Total</b>		
150	1 507	1 764	133	1 154	1 456	130	1 038	1 399	1 326	1 095	City	Iğdır TRA23	
2	15	12	2	13	11	3	19	7	-	-	Village		
87	807	1 047	81	649	871	85	601	876	1 190	783	<b>Total</b>	General	
87	807	1 047	81	649	871	85	601	876	1 190	783	City		
-	-	-	-	-	-	-	-	-	-	-	Village		
65	715	729	54	518	596	48	456	530	136	312	<b>Total</b>	Vocational and technical	
63	700	717	52	505	585	45	437	523	136	312	City		
2	15	12	2	13	11	3	19	7	-	-	Village		
104	823	825	85	641	700	79	587	649	750	511	<b>Total</b>	Ardahan TRA23	
101	811	817	81	625	684	75	568	633	750	511	City		
3	12	8	4	16	16	4	19	16	-	-	Village		
28	273	341	23	150	189	26	146	228	617	363	<b>Total</b>	General	
28	273	341	22	141	183	25	137	220	617	363	City		
-	-	-	1	9	6	1	9	8	-	-	Village		
76	550	484	62	491	511	53	441	421	133	148	<b>Total</b>	Vocational and technical	
73	538	476	59	484	501	50	431	413	133	148	City		
3	12	8	3	7	10	3	10	8	-	-	Village		
619	6 378	6 276	554	5 500	5 441	501	5 318	5 436	9 654	7 130	<b>Total</b>	Malatya TRB11	
619	6 378	6 276	554	5 500	5 441	501	5 318	5 436	9 654	7 130	City		
-	-	-	-	-	-	-	-	-	-	-	Village		
277	2 784	2 877	276	2 880	3 056	263	3 026	3 486	7 233	4 633	<b>Total</b>	General	
277	2 784	2 877	276	2 880	3 056	263	3 026	3 486	7 233	4 633	City		
-	-	-	-	-	-	-	-	-	-	-	Village		
342	3 594	3 399	278	2 620	2 385	238	2 292	1 950	2 421	2 497	<b>Total</b>	Vocational and technical	
342	3 594	3 399	278	2 620	2 385	238	2 292	1 950	2 421	2 497	City		
-	-	-	-	-	-	-	-	-	-	-	Village		
397	4 337	4 220	379	3 923	3 946	355	3 747	3 715	6 768	6 077	<b>Total</b>	Elazığ TRB12	
380	4 250	4 130	368	3 833	3 861	346	3 671	3 638	6 768	6 077	City		
17	87	90	11	90	85	9	76	77	-	-	Village		
185	1 954	2 004	182	1 813	1 935	189	2 004	2 136	5 256	4 438	<b>Total</b>	General	
185	1 954	2 004	182	1 813	1 935	189	2 004	2 136	5 256	4 438	City		
-	-	-	-	-	-	-	-	-	-	-	Village		
212	2 383	2 216	197	2 110	2 011	166	1 743	1 579	1 512	1 639	<b>Total</b>	Vocational and technical	
195	2 296	2 126	186	2 020	1 926	157	1 667	1 502	1 512	1 639	City		
17	87	90	11	90	85	9	76	77	-	-	Village		
152	1 916	1 741	160	1 824	1 679	152	1 441	1 418	4 272	3 466	<b>Total</b>	Bingöl TRB13	
152	1 916	1 741	160	1 824	1 679	152	1 441	1 418	4 272	3 466	City		
-	-	-	-	-	-	-	-	-	-	-	Village		
62	806	774	76	870	700	79	779	591	3 551	2 664	<b>Total</b>	General	
62	806	774	76	870	700	79	779	591	3 551	2 664	City		
-	-	-	-	-	-	-	-	-	-	-	Village		
90	1 110	967	84	954	979	73	662	827	721	802	<b>Total</b>	Vocational and technical	
90	1 110	967	84	954	979	73	662	827	721	802	City		
-	-	-	-	-	-	-	-	-	-	-	Village		
59	409	361	56	368	384	54	357	410	644	425	<b>Total</b>	Tunceli TRB14	
59	409	361	56	368	384	54	357	410	644	425	City		
-	-	-	-	-	-	-	-	-	-	-	Village		
20	228	230	18	190	224	19	185	228	483	322	<b>Total</b>	General	
20	228	230	18	190	224	19	185	228	483	322	City		
-	-	-	-	-	-	-	-	-	-	-	Village		
39	181	131	38	178	160	35	172	182	161	103	<b>Total</b>	Vocational and technical	
39	181	131	38	178	160	35	172	182	161	103	City		
-	-	-	-	-	-	-	-	-	-	-	Village		
675	7 515	7 449	529	5 504	5 848	456	4 893	4 773	12 161	7 401	<b>Total</b>	Van TRB21	
675	7 515	7 449	529	5 504	5 848	456	4 893	4 773	12 161	7 401	City		
-	-	-	-	-	-	-	-	-	-	-	Village		
269	3 003	2 770	215	2 462	2 071	215	2 650	2 223	10 293	4 654	<b>Total</b>	General	
269	3 003	2 770	215	2 462	2 071	215	2 650	2 223	10 293	4 654	City		
-	-	-	-	-	-	-	-	-	-	-	Village		
406	4 512	4 679	314	3 042	3 777	241	2 243	2 550	1 868	2 747	<b>Total</b>	Vocational and technical	
406	4 512	4 679	314	3 042	3 777	241	2 243	2 550	1 868	2 747	City		
-	-	-	-	-	-	-	-	-	-	-	Village		

Note: The number of open education students include the active students who are new entrants or who have renewed registration as of the end of 3 semesters in 2014.

## 2.12 İstatistikî Bölge Birimleri Sınıflaması 3. düzey, yerleşim yeri ve sınıflara göre ortaöğretimde okul, şube ve öğrenci sayısı (devam)

[2014/15 Öğretim yılı başı]

İBBS 3. Düzey		Toplam - Total					Sınıflara Göre Öğrenci - Students by Grade			9. sınıf Grade 9		
		Okul School		Şube Division	Öğrenci - Students		Hazırlık sınıfı Preparatory class			Şube Division	Erkek Male	Kadın Female
					Toplam Total	Erkek Male	Kadın Female	Şube Division	Erkek Male			
TRB22 Muş	Toplam	44	1 064	29 828	16 991	12 837	4	43	77	408	5 203	3 925
	Şehir	40	982	28 252	16 202	12 050	4	43	77	378	4 825	3 548
	Köy	4	82	1 576	789	787	-	-	-	30	378	377
Genel	Toplam	16	257	13 293	7 550	5 743	4	43	77	80	1 057	972
	Şehir	15	236	12 859	7 346	5 513	4	43	77	74	993	900
	Köy	1	21	434	204	230	-	-	-	6	64	72
Mesleki ve teknik	Toplam	28	807	16 535	9 441	7 094	-	-	-	328	4 146	2 953
	Şehir	25	746	15 393	8 856	6 537	-	-	-	304	3 832	2 648
	Köy	3	61	1 142	585	557	-	-	-	24	314	305
TRB23 Bitlis	Toplam	49	874	28 197	16 482	11 715	2	25	35	316	4 436	3 099
	Şehir	49	874	28 197	16 482	11 715	2	25	35	316	4 436	3 099
	Köy	-	-	-	-	-	-	-	-	-	-	-
Genel	Toplam	19	373	16 194	9 906	6 288	2	25	35	116	1 557	1 028
	Şehir	19	373	16 194	9 906	6 288	2	25	35	116	1 557	1 028
	Köy	-	-	-	-	-	-	-	-	-	-	-
Mesleki ve teknik	Toplam	30	501	12 003	6 576	5 427	-	-	-	200	2 879	2 071
	Şehir	30	501	12 003	6 576	5 427	-	-	-	200	2 879	2 071
	Köy	-	-	-	-	-	-	-	-	-	-	-
TRB24 Hakkari	Toplam	34	945	25 182	13 153	12 029	4	42	78	354	3 749	3 030
	Şehir	30	877	23 939	12 441	11 498	4	42	78	324	3 347	2 749
	Köy	4	68	1 243	712	531	-	-	-	30	402	281
Genel	Toplam	13	506	12 576	6 458	6 118	4	42	78	150	835	935
	Şehir	13	506	12 576	6 458	6 118	4	42	78	150	835	935
	Köy	-	-	-	-	-	-	-	-	-	-	-
Mesleki ve teknik	Toplam	21	439	12 606	6 695	5 911	-	-	-	204	2 914	2 095
	Şehir	17	371	11 363	5 983	5 380	-	-	-	174	2 512	1 814
	Köy	4	68	1 243	712	531	-	-	-	30	402	281
TRC11 Gaziantep	Toplam	176	4 850	144 931	76 632	68 299	14	81	298	1 945	23 015	18 932
	Şehir	176	4 850	144 931	76 632	68 299	14	81	298	1 945	23 015	18 932
	Köy	-	-	-	-	-	-	-	-	-	-	-
Genel	Toplam	86	2 287	78 695	42 430	36 265	7	81	129	808	8 205	8 368
	Şehir	86	2 287	78 695	42 430	36 265	7	81	129	808	8 205	8 368
	Köy	-	-	-	-	-	-	-	-	-	-	-
Mesleki ve teknik	Toplam	90	2 563	66 236	34 202	32 034	7	-	169	1 137	14 810	10 564
	Şehir	90	2 563	66 236	34 202	32 034	7	-	169	1 137	14 810	10 564
	Köy	-	-	-	-	-	-	-	-	-	-	-
TRC12 Adıyaman	Toplam	86	2 060	56 253	30 010	26 243	-	-	-	745	7 655	6 306
	Şehir	72	1 845	53 313	28 360	24 953	-	-	-	631	6 844	5 931
	Köy	14	215	2 940	1 650	1 290	-	-	-	114	811	375
Genel	Toplam	27	799	27 833	15 149	12 684	-	-	-	232	1 840	2 120
	Şehir	27	799	27 833	15 149	12 684	-	-	-	232	1 840	2 120
	Köy	-	-	-	-	-	-	-	-	-	-	-
Mesleki ve teknik	Toplam	59	1 261	28 420	14 861	13 559	-	-	-	513	5 815	4 186
	Şehir	45	1 046	25 480	13 211	12 269	-	-	-	399	5 004	3 811
	Köy	14	215	2 940	1 650	1 290	-	-	-	114	811	375
TRC13 Kilis	Toplam	17	321	10 617	5 476	5 141	3	35	55	85	1 376	1 248
	Şehir	17	321	10 617	5 476	5 141	3	35	55	85	1 376	1 248
	Köy	-	-	-	-	-	-	-	-	-	-	-
Genel	Toplam	6	108	5 163	2 495	2 668	3	35	55	22	267	468
	Şehir	6	108	5 163	2 495	2 668	3	35	55	22	267	468
	Köy	-	-	-	-	-	-	-	-	-	-	-
Mesleki ve teknik	Toplam	11	213	5 454	2 981	2 473	-	-	-	63	1 109	780
	Şehir	11	213	5 454	2 981	2 473	-	-	-	63	1 109	780
	Köy	-	-	-	-	-	-	-	-	-	-	-
TRC21 Şanlıurfa	Toplam	189	4 591	143 541	82 525	61 016	14	213	201	1 890	27 795	20 982
	Şehir	189	4 591	143 541	82 525	61 016	14	213	201	1 890	27 795	20 982
	Köy	-	-	-	-	-	-	-	-	-	-	-
Genel	Toplam	77	1 917	73 064	43 147	29 917	14	213	201	610	7 507	6 504
	Şehir	77	1 917	73 064	43 147	29 917	14	213	201	610	7 507	6 504
	Köy	-	-	-	-	-	-	-	-	-	-	-
Mesleki ve teknik	Toplam	112	2 674	70 477	39 378	31 099	-	-	-	1 280	20 288	14 478
	Şehir	112	2 674	70 477	39 378	31 099	-	-	-	1 280	20 288	14 478
	Köy	-	-	-	-	-	-	-	-	-	-	-

Not. Açıköğretim öğrenci sayıları 2014 yılı içerisinde 3 dönem sonu itibarıyla yeni kayıt yaptıran ve kayıt yenileyen aktif öğrencileri kapsar.



2.12 Number of schools, divisions and students in secondary education by grade and settlement place according to Statistical Regions Level 3 (continued)

[Beginning of the educational year 2014/15]

Sınıflara Göre Öğrenci - Students by Grade											Açıköğretim Lisesi Open secondary education		SR Level 3
10. sınıf Grade 10			11. sınıf Grade 11			12. sınıf Grade 12			Erkek Male	Kadın Female	Total		
Şube Division	Erkek Male	Kadın Female	Şube Division	Erkek Male	Kadın Female	Şube Division	Erkek Male	Kadın Female	Açıköğretim Lisesi Open secondary education				
246	2 822	2 188	208	2 049	1 826	198	2 012	1 520	4 862	3 301	Total	Muş TRB22	
226	2 644	2 024	192	1 934	1 672	182	1 894	1 428	4 862	3 301	City		
20	178	164	16	115	154	16	118	92	-	-	Village		
61	875	789	60	811	737	52	730	536	4 034	2 632	Total	General	
56	807	721	55	776	679	47	693	504	4 034	2 632	City		
5	68	68	5	35	58	5	37	32	-	-	Village		
185	1 947	1 399	148	1 238	1 089	146	1 282	984	828	669	Total	Vocational and technical	
170	1 837	1 303	137	1 158	993	135	1 201	924	828	669	City		
15	110	96	11	80	96	11	81	60	-	-	Village		
215	2 609	1 979	179	1 981	1 613	162	1 742	1 393	5 689	3 596	Total	Bitlis TRB23	
215	2 609	1 979	179	1 981	1 613	162	1 742	1 393	5 689	3 596	City		
-	-	-	-	-	-	-	-	-	-	-	Village		
95	1 319	877	80	1 068	678	80	956	685	4 981	2 985	Total	General	
95	1 319	877	80	1 068	678	80	956	685	4 981	2 985	City		
-	-	-	-	-	-	-	-	-	-	-	Village		
120	1 290	1 102	99	913	935	82	786	708	708	611	Total	Vocational and technical	
120	1 290	1 102	99	913	935	82	786	708	708	611	City		
-	-	-	-	-	-	-	-	-	-	-	Village		
240	2 177	2 354	179	1 651	2 023	168	1 795	1 724	3 739	2 820	Total	Hakkari TRB24	
224	2 052	2 250	168	1 556	1 939	157	1 705	1 662	3 739	2 820	City		
16	125	104	11	95	84	11	90	62	-	-	Village		
136	812	998	111	894	1 200	105	1 224	1 098	2 651	1 809	Total	General	
136	812	998	111	894	1 200	105	1 224	1 098	2 651	1 809	City		
-	-	-	-	-	-	-	-	-	-	-	Village		
104	1 365	1 356	68	757	823	63	571	626	1 088	1 011	Total	Vocational and technical	
88	1 240	1 252	57	662	739	52	481	564	1 088	1 011	City		
16	125	104	11	95	84	11	90	62	-	-	Village		
1 174	13 696	13 835	946	10 054	11 556	771	8 230	9 547	21 556	14 131	Total	Gaziantep TRC11	
1 174	13 696	13 835	946	10 054	11 556	771	8 230	9 547	21 556	14 131	City		
-	-	-	-	-	-	-	-	-	-	-	Village		
563	5 600	6 090	469	5 049	5 217	440	5 321	5 575	18 174	10 886	Total	General	
563	5 600	6 090	469	5 049	5 217	440	5 321	5 575	18 174	10 886	City		
-	-	-	-	-	-	-	-	-	-	-	Village		
611	8 096	7 745	477	5 005	6 339	331	2 909	3 972	3 382	3 245	Total	Vocational and technical	
611	8 096	7 745	477	5 005	6 339	331	2 909	3 972	3 382	3 245	City		
-	-	-	-	-	-	-	-	-	-	-	Village		
485	4 985	5 177	454	4 088	4 525	376	3 786	4 101	9 496	6 134	Total	Adıyaman TRC12	
451	4 683	4 863	420	3 814	4 208	343	3 523	3 817	9 496	6 134	City		
34	302	314	34	274	317	33	263	284	-	-	Village		
193	1 755	2 007	198	1 695	1 905	176	1 957	2 040	7 902	4 612	Total	General	
193	1 755	2 007	198	1 695	1 905	176	1 957	2 040	7 902	4 612	City		
-	-	-	-	-	-	-	-	-	-	-	Village		
292	3 230	3 170	256	2 393	2 620	200	1 829	2 061	1 594	1 522	Total	Vocational and technical	
258	2 928	2 856	222	2 119	2 303	167	1 566	1 777	1 594	1 522	City		
34	302	314	34	274	317	33	263	284	-	-	Village		
78	1 007	1 032	85	907	989	70	736	793	1 415	1 024	Total	Kilis TRC13	
78	1 007	1 032	85	907	989	70	736	793	1 415	1 024	City		
-	-	-	-	-	-	-	-	-	-	-	Village		
25	318	447	31	356	490	27	295	413	1 224	795	Total	General	
25	318	447	31	356	490	27	295	413	1 224	795	City		
-	-	-	-	-	-	-	-	-	-	-	Village		
53	689	585	54	551	499	43	441	380	191	229	Total	Vocational and technical	
53	689	585	54	551	499	43	441	380	191	229	City		
-	-	-	-	-	-	-	-	-	-	-	Village		
1 137	14 286	11 450	863	10 591	8 964	687	8 417	6 966	21 223	12 453	Total	Şanlıurfa TRC21	
1 137	14 286	11 450	863	10 591	8 964	687	8 417	6 966	21 223	12 453	City		
-	-	-	-	-	-	-	-	-	-	-	Village		
496	5 943	4 995	410	5 467	4 147	387	5 293	3 671	18 724	10 399	Total	General	
496	5 943	4 995	410	5 467	4 147	387	5 293	3 671	18 724	10 399	City		
-	-	-	-	-	-	-	-	-	-	-	Village		
641	8 343	6 455	453	5 124	4 817	300	3 124	3 295	2 499	2 054	Total	Vocational and technical	
641	8 343	6 455	453	5 124	4 817	300	3 124	3 295	2 499	2 054	City		
-	-	-	-	-	-	-	-	-	-	-	Village		

Note. The number of open education students include the active students who are new entrants or who have renewed registration as of the end of 3 semesters in 2014.

## 2.12 İstatistik Bölge Birimleri Sınıflaması 3. düzey, yerleşim yeri ve sınıflara göre ortaöğretimde okul, şube ve öğrenci sayısı (devam)

[2014/15 Öğretim yılı başı]

İBBS 3. Düzey		Toplam - Total					Sınıflara Göre Öğrenci - Students by Grade					
		Öğrenci - Students					Hazırlık sınıfı Preparatory class			9. sınıf Grade 9		
		Okul School	Şube Division	Toplam Total	Erkek Male	Kadın Female	Şube Division	Erkek Male	Kadın Female	Şube Division	Erkek Male	Kadın Female
TRC22 Diyarbakır	<b>Toplam</b>	<b>143</b>	<b>3 901</b>	<b>141 241</b>	<b>75 743</b>	<b>65 498</b>	<b>5</b>	<b>58</b>	<b>91</b>	<b>1 594</b>	<b>21 481</b>	<b>17 688</b>
	Şehir	143	3 901	141 241	75 743	65 498	5	58	91	1 594	21 481	17 688
	Köy	-	-	-	-	-	-	-	-	-	-	-
Genel	<b>Toplam</b>	<b>63</b>	<b>1 594</b>	<b>73 379</b>	<b>40 648</b>	<b>32 731</b>	<b>5</b>	<b>58</b>	<b>91</b>	<b>440</b>	<b>4 936</b>	<b>4 741</b>
	Şehir	63	1 594	73 379	40 648	32 731	5	58	91	440	4 936	4 741
	Köy	-	-	-	-	-	-	-	-	-	-	-
Mesleki ve teknik	<b>Toplam</b>	<b>80</b>	<b>2 307</b>	<b>67 862</b>	<b>35 095</b>	<b>32 767</b>	-	-	-	<b>1 154</b>	<b>16 545</b>	<b>12 947</b>
	Şehir	80	2 307	67 862	35 095	32 767	-	-	-	1 154	16 545	12 947
	Köy	-	-	-	-	-	-	-	-	-	-	-
TRC31 Mardin	<b>Toplam</b>	<b>91</b>	<b>2 331</b>	<b>70 763</b>	<b>39 062</b>	<b>31 701</b>	<b>4</b>	<b>52</b>	<b>68</b>	<b>923</b>	<b>10 130</b>	<b>8 429</b>
	Şehir	91	2 331	70 763	39 062	31 701	4	52	68	923	10 130	8 429
	Köy	-	-	-	-	-	-	-	-	-	-	-
Genel	<b>Toplam</b>	<b>31</b>	<b>1 048</b>	<b>40 163</b>	<b>22 764</b>	<b>17 399</b>	<b>4</b>	<b>52</b>	<b>68</b>	<b>332</b>	<b>2 916</b>	<b>3 032</b>
	Şehir	31	1 048	40 163	22 764	17 399	4	52	68	332	2 916	3 032
	Köy	-	-	-	-	-	-	-	-	-	-	-
Mesleki ve teknik	<b>Toplam</b>	<b>60</b>	<b>1 283</b>	<b>30 600</b>	<b>16 298</b>	<b>14 302</b>	-	-	-	<b>591</b>	<b>7 214</b>	<b>5 397</b>
	Şehir	60	1 283	30 600	16 298	14 302	-	-	-	591	7 214	5 397
	Köy	-	-	-	-	-	-	-	-	-	-	-
TRC32 Batman	<b>Toplam</b>	<b>63</b>	<b>1 776</b>	<b>57 374</b>	<b>31 617</b>	<b>25 757</b>	<b>5</b>	<b>55</b>	<b>55</b>	<b>704</b>	<b>8 514</b>	<b>7 072</b>
	Şehir	60	1 698	56 969	31 364	25 605	5	55	55	666	8 300	6 976
	Köy	3	78	405	253	152	-	-	-	38	214	96
Genel	<b>Toplam</b>	<b>32</b>	<b>953</b>	<b>34 603</b>	<b>19 570</b>	<b>15 033</b>	<b>5</b>	<b>55</b>	<b>55</b>	<b>335</b>	<b>3 352</b>	<b>3 366</b>
	Şehir	32	920	34 603	19 570	15 033	5	55	55	322	3 352	3 366
	Köy	-	33	-	-	-	-	-	-	13	-	-
Mesleki ve teknik	<b>Toplam</b>	<b>31</b>	<b>823</b>	<b>22 771</b>	<b>12 047</b>	<b>10 724</b>	-	-	-	<b>369</b>	<b>5 162</b>	<b>3 706</b>
	Şehir	28	778	22 366	11 794	10 572	-	-	-	344	4 948	3 610
	Köy	3	45	405	253	152	-	-	-	25	214	96
TRC33 Şırnak	<b>Toplam</b>	<b>55</b>	<b>1 404</b>	<b>46 075</b>	<b>25 480</b>	<b>20 595</b>	<b>3</b>	<b>26</b>	<b>64</b>	<b>612</b>	<b>6 935</b>	<b>6 553</b>
	Şehir	45	1 224	42 533	23 546	18 987	3	26	64	515	5 866	5 744
	Köy	10	180	3 542	1 934	1 608	-	-	-	97	1 069	809
Genel	<b>Toplam</b>	<b>17</b>	<b>374</b>	<b>21 193</b>	<b>12 010</b>	<b>9 183</b>	<b>3</b>	<b>26</b>	<b>64</b>	<b>107</b>	<b>916</b>	<b>1 401</b>
	Şehir	17	374	21 193	12 010	9 183	3	26	64	107	916	1 401
	Köy	-	-	-	-	-	-	-	-	-	-	-
Mesleki ve teknik	<b>Toplam</b>	<b>38</b>	<b>1 030</b>	<b>24 882</b>	<b>13 470</b>	<b>11 412</b>	-	-	-	<b>505</b>	<b>6 019</b>	<b>5 152</b>
	Şehir	28	850	21 340	11 536	9 804	-	-	-	408	4 950	4 343
	Köy	10	180	3 542	1 934	1 608	-	-	-	97	1 069	809
TRC34 Siirt	<b>Toplam</b>	<b>45</b>	<b>884</b>	<b>30 460</b>	<b>17 942</b>	<b>12 518</b>	<b>4</b>	<b>38</b>	<b>81</b>	<b>346</b>	<b>4 180</b>	<b>3 426</b>
	Şehir	42	832	29 371	17 328	12 043	4	38	81	324	3 810	3 217
	Köy	3	52	1 089	614	475	-	-	-	22	370	209
Genel	<b>Toplam</b>	<b>16</b>	<b>347</b>	<b>17 269</b>	<b>10 739</b>	<b>6 530</b>	<b>4</b>	<b>38</b>	<b>81</b>	<b>98</b>	<b>1 328</b>	<b>1 041</b>
	Şehir	16	347	17 269	10 739	6 530	4	38	81	98	1 328	1 041
	Köy	-	-	-	-	-	-	-	-	-	-	-
Mesleki ve teknik	<b>Toplam</b>	<b>29</b>	<b>537</b>	<b>13 191</b>	<b>7 203</b>	<b>5 988</b>	-	-	-	<b>248</b>	<b>2 852</b>	<b>2 385</b>
	Şehir	26	485	12 102	6 589	5 513	-	-	-	226	2 482	2 176
	Köy	3	52	1 089	614	475	-	-	-	22	370	209

Not. Açıköğretim öğrenci sayıları 2014 yılı içerisinde 3 dönem sonu itibarıyla yeni kayıt yaptıran ve kayıt yenileyen aktif öğrencileri kapsar.

## 2.12 Number of schools, divisions and students in secondary education by grade and settlement place according to Statistical Regions Level 3 (continued)

[Beginning of the educational year 2014/15]

Sınıflara Göre Öğrenci - Students by Grade												SR Level 3
10. sınıf Grade 10			11. sınıf Grade 11			12. sınıf Grade 12			Açıköğretim Lisesi Open secondary education		Total	
Şube Division	Erkek Male	Kadın Female	Şube Division	Erkek Male	Kadın Female	Şube Division	Erkek Male	Kadın Female	Erkek Male	Kadın Female		
888	11 569	11 513	748	9 297	10 262	666	8 284	8 995	25 054	16 949		Diyarbakır
888	11 569	11 513	748	9 297	10 262	666	8 284	8 995	25 054	16 949	City	
-	-	-	-	-	-	-	-	-	-	-	Village	
363	3 955	3 884	394	5 357	5 526	392	5 497	5 623	20 845	12 866		General
363	3 955	3 884	394	5 357	5 526	392	5 497	5 623	20 845	12 866	City	
-	-	-	-	-	-	-	-	-	-	-	Village	
525	7 614	7 629	354	3 940	4 736	274	2 787	3 372	4 209	4 083		Vocational and technical
525	7 614	7 629	354	3 940	4 736	274	2 787	3 372	4 209	4 083	City	
-	-	-	-	-	-	-	-	-	-	-	Village	
572	6 129	5 776	465	4 896	5 111	367	4 274	4 219	13 581	8 098		Mardin TRC31
572	6 129	5 776	465	4 896	5 111	367	4 274	4 219	13 581	8 098	City	
-	-	-	-	-	-	-	-	-	-	-	Village	
247	2 228	2 395	243	2 791	2 530	222	2 999	2 543	11 778	6 831		General
247	2 228	2 395	243	2 791	2 530	222	2 999	2 543	11 778	6 831	City	
-	-	-	-	-	-	-	-	-	-	-	Village	
325	3 901	3 381	222	2 105	2 581	145	1 275	1 676	1 803	1 267		Vocational and technical
325	3 901	3 381	222	2 105	2 581	145	1 275	1 676	1 803	1 267	City	
-	-	-	-	-	-	-	-	-	-	-	Village	
474	5 015	4 807	333	3 910	4 228	260	3 039	3 355	11 084	6 240		Batman TRC32
457	4 995	4 784	317	3 904	4 212	253	3 026	3 338	11 084	6 240	City	
17	20	23	16	6	16	7	13	17	-	-	Village	
246	2 361	2 306	185	2 390	2 337	182	2 312	2 241	9 100	4 728		General
238	2 361	2 306	179	2 390	2 337	176	2 312	2 241	9 100	4 728	City	
8	-	-	6	-	-	6	-	-	-	-	Village	
228	2 654	2 501	148	1 520	1 891	78	727	1 114	1 984	1 512		Vocational and technical
219	2 634	2 478	138	1 514	1 875	77	714	1 097	1 984	1 512	City	
9	20	23	10	6	16	1	13	17	-	-	Village	
334	4 052	3 758	246	2 927	2 907	209	2 496	2 257	9 044	5 056		Şırnak TRC33
303	3 677	3 398	217	2 634	2 626	186	2 299	2 099	9 044	5 056	City	
31	375	360	29	293	281	23	197	158	-	-	Village	
102	1 004	1 245	77	977	1 012	85	1 053	1 147	8 034	4 314		General
102	1 004	1 245	77	977	1 012	85	1 053	1 147	8 034	4 314	City	
-	-	-	-	-	-	-	-	-	-	-	Village	
232	3 048	2 513	169	1 950	1 895	124	1 443	1 110	1 010	742		Vocational and technical
201	2 673	2 153	140	1 657	1 614	101	1 246	952	1 010	742	City	
31	375	360	29	293	281	23	197	158	-	-	Village	
198	2 291	2 022	174	1 796	1 719	162	1 673	1 470	7 964	3 800		Siirt TRC34
187	2 205	1 915	163	1 692	1 621	154	1 619	1 409	7 964	3 800	City	
11	86	107	11	104	98	8	54	61	-	-	Village	
79	925	795	78	871	660	88	1 067	770	6 510	3 183		General
79	925	795	78	871	660	88	1 067	770	6 510	3 183	City	
-	-	-	-	-	-	-	-	-	-	-	Village	
119	1 366	1 227	96	925	1 059	74	606	700	1 454	617		Vocational and technical
108	1 280	1 120	85	821	961	66	552	639	1 454	617	City	
11	86	107	11	104	98	8	54	61	-	-	Village	

Note. The number of open education students include the active students who are new entrants or who have renewed registration as of the end of 3 semesters in 2014.

## 2.13 İstatistikî Bölge Birimleri Sınıflaması 3. düzey, yerleşim yeri ve doğum yıllarına göre ortaöğretimde öğrenci sayısı

[2014/15 öğretim yılı başı]

İBBS 3. Düzey		Doğum Yılları - Year of Birth						
		Toplam - Total			2001 ve Sonraki Doğumlar Born in 2001 and After		2000	
		Toplam Total	Erkek Male	Kadın Female	Erkek Male	Kadın Female	Erkek Male	Kadın Female
TR Türkiye	Toplam	5 691 071	2 988 928	2 702 143	27 879	32 624	512 035	493 642
	Şehir	5 657 409	2 970 606	2 686 803	27 232	32 116	507 709	490 100
	Köy	33 662	18 322	15 340	647	508	4 326	3 542
Genel	Toplam	2 902 954	1 492 653	1 410 301	8 971	12 563	193 942	223 238
	Şehir	2 896 708	1 489 636	1 407 072	8 944	12 529	193 160	222 412
	Köy	6 246	3 017	3 229	27	34	782	826
Mesleki ve teknik	Toplam	2 788 117	1 496 275	1 291 842	18 908	20 061	318 093	270 404
	Şehir	2 760 703	1 480 970	1 279 733	18 288	19 587	314 549	267 688
	Köy	27 414	15 305	12 109	620	474	3 544	2 716
TR100 İstanbul	Toplam	1 043 937	543 481	500 456	2 334	2 853	89 845	87 410
	Şehir	1 043 937	543 481	500 456	2 334	2 853	89 845	87 410
	Köy	-	-	-	-	-	-	-
Genel	Toplam	513 710	271 225	242 485	589	796	27 252	29 672
	Şehir	513 710	271 225	242 485	589	796	27 252	29 672
	Köy	-	-	-	-	-	-	-
Mesleki ve teknik	Toplam	530 227	272 256	257 971	1 745	2 057	62 593	57 738
	Şehir	530 227	272 256	257 971	1 745	2 057	62 593	57 738
	Köy	-	-	-	-	-	-	-
TR211 Tekirdağ	Toplam	58 194	30 761	27 433	124	176	5 151	4 875
	Şehir	58 194	30 761	27 433	124	176	5 151	4 875
	Köy	-	-	-	-	-	-	-
Genel	Toplam	30 690	15 119	15 571	49	54	2 101	2 469
	Şehir	30 690	15 119	15 571	49	54	2 101	2 469
	Köy	-	-	-	-	-	-	-
Mesleki ve teknik	Toplam	27 504	15 642	11 862	75	122	3 050	2 406
	Şehir	27 504	15 642	11 862	75	122	3 050	2 406
	Köy	-	-	-	-	-	-	-
TR212 Edirne	Toplam	21 261	11 326	9 935	27	44	1 946	1 754
	Şehir	20 964	11 187	9 777	27	42	1 913	1 709
	Köy	297	139	158	-	2	33	45
Genel	Toplam	11 731	5 666	6 065	8	22	979	1 082
	Şehir	11 522	5 580	5 942	8	21	961	1 047
	Köy	209	86	123	-	1	18	35
Mesleki ve teknik	Toplam	9 530	5 660	3 870	19	22	967	672
	Şehir	9 442	5 607	3 835	19	21	952	662
	Köy	88	53	35	-	1	15	10
TR213 Kırklareli	Toplam	19 197	10 225	8 972	23	30	1 715	1 682
	Şehir	18 729	9 963	8 766	20	30	1 674	1 653
	Köy	468	262	206	3	-	41	29
Genel	Toplam	9 807	4 751	5 056	7	11	812	983
	Şehir	9 777	4 740	5 037	7	11	812	983
	Köy	30	11	19	-	-	-	-
Mesleki ve teknik	Toplam	9 390	5 474	3 916	16	19	903	699
	Şehir	8 952	5 223	3 729	13	19	862	670
	Köy	438	251	187	3	-	41	29

## 2.13 Number of students in secondary education by year of birth and settlement place according to Statistical Regions Level 3

[Beginning of the educational year 2014/'15]

Doğum Yılları		Year of Birth				1996 ve Önceki Doğumlar				SR Level 3
1999		1998		1997		Born in 1996 and Before				
Erkek Male	Kadın Female	Erkek Male	Kadın Female	Erkek Male	Kadın Female	Erkek Male	Kadın Female			
593 676	554 500	558 583	529 952	498 395	466 267	798 360	625 158	<b>Total</b>		Turkey TR
589 032	550 774	554 563	526 309	495 036	463 270	797 034	624 234	<b>City</b>		
4 644	3 726	4 020	3 643	3 359	2 997	1 326	924	<b>Village</b>		
229 845	249 095	240 632	250 825	242 946	243 357	576 317	431 223	<b>Total</b>		General
229 129	248 312	239 940	250 060	242 299	242 637	576 164	431 122	<b>City</b>		
716	783	692	765	647	720	153	101	<b>Village</b>		
363 831	305 405	317 951	279 127	255 449	222 910	222 043	193 935	<b>Total</b>		Vocational and technical
359 903	302 462	314 623	276 249	252 737	220 633	220 870	193 114	<b>City</b>		
3 928	2 943	3 328	2 878	2 712	2 277	1 173	821	<b>Village</b>		
100 678	94 078	94 410	91 770	87 351	84 187	168 863	140 158	<b>Total</b>		İstanbul TR100
100 678	94 078	94 410	91 770	87 351	84 187	168 863	140 158	<b>City</b>		
-	-	-	-	-	-	-	-	<b>Village</b>		
30 814	29 810	39 159	38 303	43 716	42 383	129 695	101 521	<b>Total</b>		General
30 814	29 810	39 159	38 303	43 716	42 383	129 695	101 521	<b>City</b>		
-	-	-	-	-	-	-	-	<b>Village</b>		
69 864	64 268	55 251	53 467	43 635	41 804	39 168	38 637	<b>Total</b>		Vocational and technical
69 864	64 268	55 251	53 467	43 635	41 804	39 168	38 637	<b>City</b>		
-	-	-	-	-	-	-	-	<b>Village</b>		
6 063	5 493	5 823	5 547	5 575	5 091	8 025	6 251	<b>Total</b>		Tekirdağ TR21
6 063	5 493	5 823	5 547	5 575	5 091	8 025	6 251	<b>City</b>		
-	-	-	-	-	-	-	-	<b>Village</b>		
2 293	2 721	2 296	2 777	2 402	2 729	5 978	4 821	<b>Total</b>		General
2 293	2 721	2 296	2 777	2 402	2 729	5 978	4 821	<b>City</b>		
-	-	-	-	-	-	-	-	<b>Village</b>		
3 770	2 772	3 527	2 770	3 173	2 362	2 047	1 430	<b>Total</b>		Vocational and technical
3 770	2 772	3 527	2 770	3 173	2 362	2 047	1 430	<b>City</b>		
-	-	-	-	-	-	-	-	<b>Village</b>		
2 484	2 153	2 324	2 195	2 353	2 165	2 192	1 624	<b>Total</b>		Edirne TR212
2 438	2 116	2 297	2 153	2 323	2 133	2 189	1 624	<b>City</b>		
46	37	27	42	30	32	3	-	<b>Village</b>		
1 105	1 335	961	1 239	1 090	1 165	1 523	1 222	<b>Total</b>		General
1 074	1 302	950	1 207	1 066	1 143	1 521	1 222	<b>City</b>		
31	33	11	32	24	22	2	-	<b>Village</b>		
1 379	818	1 363	956	1 263	1 000	669	402	<b>Total</b>		Vocational and technical
1 364	814	1 347	946	1 257	990	668	402	<b>City</b>		
15	4	16	10	6	10	1	-	<b>Village</b>		
2 195	1 915	2 161	1 888	2 065	1 888	2 066	1 569	<b>Total</b>		Kırklareli TR213
2 137	1 881	2 089	1 832	1 997	1 820	2 046	1 550	<b>City</b>		
58	34	72	56	68	68	20	19	<b>Village</b>		
961	1 126	826	927	838	946	1 307	1 063	<b>Total</b>		General
961	1 126	821	923	833	931	1 306	1 063	<b>City</b>		
-	-	5	4	5	15	1	-	<b>Village</b>		
1 234	789	1 335	961	1 227	942	759	506	<b>Total</b>		Vocational and technical
1 176	755	1 268	909	1 164	889	740	487	<b>City</b>		
58	34	67	52	63	53	19	19	<b>Village</b>		

## 2.13 İstatistiki Bölge Birimleri Sınıflaması 3. düzey, yerleşim yeri ve doğum yıllarına göre ortaöğretimde öğrenci sayısı (devam)

[2014/15 öğretim yılı başı]

İBBS 3. Düzey		Toplam - Total		Doğum Yılları - Year of Birth		2000		
		Toplam Total	Erkek Male	Kadın Female	2001 ve Sonraki Doğumlular Born in 2001 and After		Erkek Male	Kadın Female
					Erkek Male	Kadın Female		
TR221 Balıkesir	<b>Toplam</b>	<b>71 581</b>	<b>36 941</b>	<b>34 640</b>	<b>132</b>	<b>172</b>	<b>6 640</b>	<b>6 275</b>
	Şehir	71 581	36 941	34 640	132	172	6 640	6 275
	Köy	-	-	-	-	-	-	-
Genel	<b>Toplam</b>	<b>36 694</b>	<b>17 719</b>	<b>18 975</b>	<b>40</b>	<b>76</b>	<b>2 736</b>	<b>3 294</b>
	Şehir	36 694	17 719	18 975	40	76	2 736	3 294
	Köy	-	-	-	-	-	-	-
Mesleki ve teknik	<b>Toplam</b>	<b>34 887</b>	<b>19 222</b>	<b>15 665</b>	<b>92</b>	<b>96</b>	<b>3 904</b>	<b>2 981</b>
	Şehir	34 887	19 222	15 665	92	96	3 904	2 981
	Köy	-	-	-	-	-	-	-
TR222 Çanakkale	<b>Toplam</b>	<b>26 754</b>	<b>14 044</b>	<b>12 710</b>	<b>44</b>	<b>61</b>	<b>2 487</b>	<b>2 287</b>
	Şehir	26 221	13 780	12 441	43	61	2 427	2 239
	Köy	533	264	269	1	-	60	48
Genel	<b>Toplam</b>	<b>15 154</b>	<b>7 172</b>	<b>7 982</b>	<b>20</b>	<b>27</b>	<b>1 140</b>	<b>1 375</b>
	Şehir	14 674	6 939	7 735	19	27	1 081	1 328
	Köy	480	233	247	1	-	59	47
Mesleki ve teknik	<b>Toplam</b>	<b>11 600</b>	<b>6 872</b>	<b>4 728</b>	<b>24</b>	<b>34</b>	<b>1 347</b>	<b>912</b>
	Şehir	11 547	6 841	4 706	24	34	1 346	911
	Köy	53	31	22	-	-	1	1
TR310 İzmir	<b>Toplam</b>	<b>262 425</b>	<b>137 716</b>	<b>124 709</b>	<b>342</b>	<b>411</b>	<b>23 669</b>	<b>22 725</b>
	Şehir	262 425	137 716	124 709	342	411	23 669	22 725
	Köy	-	-	-	-	-	-	-
Genel	<b>Toplam</b>	<b>136 884</b>	<b>69 278</b>	<b>67 606</b>	<b>93</b>	<b>162</b>	<b>9 581</b>	<b>11 380</b>
	Şehir	136 884	69 278	67 606	93	162	9 581	11 380
	Köy	-	-	-	-	-	-	-
Mesleki ve teknik	<b>Toplam</b>	<b>125 541</b>	<b>68 438</b>	<b>57 103</b>	<b>249</b>	<b>249</b>	<b>14 088</b>	<b>11 345</b>
	Şehir	125 541	68 438	57 103	249	249	14 088	11 345
	Köy	-	-	-	-	-	-	-
TR321 Aydın	<b>Toplam</b>	<b>65 860</b>	<b>34 309</b>	<b>31 551</b>	<b>150</b>	<b>181</b>	<b>6 347</b>	<b>6 286</b>
	Şehir	65 860	34 309	31 551	150	181	6 347	6 286
	Köy	-	-	-	-	-	-	-
Genel	<b>Toplam</b>	<b>36 834</b>	<b>18 111</b>	<b>18 723</b>	<b>48</b>	<b>73</b>	<b>2 589</b>	<b>3 331</b>
	Şehir	36 834	18 111	18 723	48	73	2 589	3 331
	Köy	-	-	-	-	-	-	-
Mesleki ve teknik	<b>Toplam</b>	<b>29 026</b>	<b>16 198</b>	<b>12 828</b>	<b>102</b>	<b>108</b>	<b>3 758</b>	<b>2 955</b>
	Şehir	29 026	16 198	12 828	102	108	3 758	2 955
	Köy	-	-	-	-	-	-	-
TR322 Denizli	<b>Toplam</b>	<b>65 497</b>	<b>33 907</b>	<b>31 590</b>	<b>136</b>	<b>172</b>	<b>6 028</b>	<b>5 876</b>
	Şehir	65 497	33 907	31 590	136	172	6 028	5 876
	Köy	-	-	-	-	-	-	-
Genel	<b>Toplam</b>	<b>33 562</b>	<b>16 471</b>	<b>17 091</b>	<b>41</b>	<b>64</b>	<b>2 225</b>	<b>2 807</b>
	Şehir	33 562	16 471	17 091	41	64	2 225	2 807
	Köy	-	-	-	-	-	-	-
Mesleki ve teknik	<b>Toplam</b>	<b>31 935</b>	<b>17 436</b>	<b>14 499</b>	<b>95</b>	<b>108</b>	<b>3 803</b>	<b>3 069</b>
	Şehir	31 935	17 436	14 499	95	108	3 803	3 069
	Köy	-	-	-	-	-	-	-

2.13 Number of students in secondary education by year of birth and settlement place according to Statistical Regions Level 3 (continued)  
[Beginning of the educational year 2014/'15]

Doğum Yılları		Year of Birth				1996 ve Önceki Doğumlar			
1999		1998		1997		Born in 1996 and Before			SR Level 3
Erkek Male	Kadın Female	Erkek Male	Kadın Female	Erkek Male	Kadın Female	Erkek Male	Kadın Female		
7 770	7 327	7 440	7 327	7 178	6 789	7 781	6 750	<b>Total</b>	Balıkesir TR221
7 770	7 327	7 440	7 327	7 178	6 789	7 781	6 750	City	
-	-	-	-	-	-	-	-	Village	
3 407	3 924	3 143	3 732	2 955	3 309	5 438	4 640	<b>Total</b>	General
3 407	3 924	3 143	3 732	2 955	3 309	5 438	4 640	City	
-	-	-	-	-	-	-	-	Village	
4 363	3 403	4 297	3 595	4 223	3 480	2 343	2 110	<b>Total</b>	Vocational and technical
4 363	3 403	4 297	3 595	4 223	3 480	2 343	2 110	City	
-	-	-	-	-	-	-	-	Village	
2 882	2 666	2 932	2 787	2 849	2 578	2 850	2 331	<b>Total</b>	Çanakkale TR222
2 825	2 613	2 885	2 714	2 780	2 504	2 820	2 310	City	
57	53	47	73	69	74	30	21	Village	
1 357	1 665	1 304	1 641	1 271	1 510	2 080	1 764	<b>Total</b>	General
1 309	1 617	1 263	1 571	1 210	1 442	2 057	1 750	City	
48	48	41	70	61	68	23	14	Village	
1 525	1 001	1 628	1 146	1 578	1 068	770	567	<b>Total</b>	Vocational and technical
1 516	996	1 622	1 143	1 570	1 062	763	560	City	
9	5	6	3	8	6	7	7	Village	
26 250	24 978	24 864	24 419	23 400	22 909	39 191	29 267	<b>Total</b>	İzmir TR310
26 250	24 978	24 864	24 419	23 400	22 909	39 191	29 267	City	
-	-	-	-	-	-	-	-	Village	
10 395	11 828	10 658	11 592	11 089	12 142	27 462	20 502	<b>Total</b>	General
10 395	11 828	10 658	11 592	11 089	12 142	27 462	20 502	City	
-	-	-	-	-	-	-	-	Village	
15 855	13 150	14 206	12 827	12 311	10 767	11 729	8 765	<b>Total</b>	Vocational and technical
15 855	13 150	14 206	12 827	12 311	10 767	11 729	8 765	City	
-	-	-	-	-	-	-	-	Village	
7 290	6 612	7 089	6 663	5 985	5 905	7 448	5 904	<b>Total</b>	Aydın TR321
7 290	6 612	7 089	6 663	5 985	5 905	7 448	5 904	City	
-	-	-	-	-	-	-	-	Village	
3 351	3 727	3 408	3 653	3 066	3 337	5 649	4 602	<b>Total</b>	General
3 351	3 727	3 408	3 653	3 066	3 337	5 649	4 602	City	
-	-	-	-	-	-	-	-	Village	
3 939	2 885	3 681	3 010	2 919	2 568	1 799	1 302	<b>Total</b>	Vocational and technical
3 939	2 885	3 681	3 010	2 919	2 568	1 799	1 302	City	
-	-	-	-	-	-	-	-	Village	
7 335	6 986	7 196	6 883	6 039	6 006	7 173	5 667	<b>Total</b>	Denizli TR322
7 335	6 986	7 196	6 883	6 039	6 006	7 173	5 667	City	
-	-	-	-	-	-	-	-	Village	
2 967	3 350	3 157	3 438	2 798	3 148	5 283	4 284	<b>Total</b>	General
2 967	3 350	3 157	3 438	2 798	3 148	5 283	4 284	City	
-	-	-	-	-	-	-	-	Village	
4 368	3 636	4 039	3 445	3 241	2 858	1 890	1 383	<b>Total</b>	Vocational and technical
4 368	3 636	4 039	3 445	3 241	2 858	1 890	1 383	City	
-	-	-	-	-	-	-	-	Village	

## 2.13 İstatistikî Bölge Birimleri Sınıflaması 3. düzey, yerleşim yeri ve doğum yıllarına göre ortaöğretimde öğrenci sayısı (devam)

[2014/15 öğretim yılı başı]

İBBS 3. Düzey		Doğum Yılları - Year of Birth						
		Toplam - Total			2001 ve Sonraki Doğumlar Born in 2001 and After		2000	
		Toplam Total	Erkek Male	Kadın Female	Erkek Male	Kadın Female	Erkek Male	Kadın Female
TR323 Muğla	<b>Toplam</b>	<b>53 817</b>	<b>28 375</b>	<b>25 442</b>	<b>126</b>	<b>159</b>	<b>4 670</b>	<b>4 596</b>
	Şehir	53 817	28 375	25 442	126	159	4 670	4 596
	Köy	-	-	-	-	-	-	-
Genel	<b>Toplam</b>	<b>32 010</b>	<b>15 941</b>	<b>16 069</b>	<b>50</b>	<b>71</b>	<b>2 084</b>	<b>2 803</b>
	Şehir	32 010	15 941	16 069	50	71	2 084	2 803
	Köy	-	-	-	-	-	-	-
Mesleki ve teknik	<b>Toplam</b>	<b>21 807</b>	<b>12 434</b>	<b>9 373</b>	<b>76</b>	<b>88</b>	<b>2 586</b>	<b>1 793</b>
	Şehir	21 807	12 434	9 373	76	88	2 586	1 793
	Köy	-	-	-	-	-	-	-
TR331 Manisa	<b>Toplam</b>	<b>87 368</b>	<b>45 059</b>	<b>42 309</b>	<b>247</b>	<b>326</b>	<b>8 505</b>	<b>8 208</b>
	Şehir	87 368	45 059	42 309	247	326	8 505	8 208
	Köy	-	-	-	-	-	-	-
Genel	<b>Toplam</b>	<b>43 233</b>	<b>20 553</b>	<b>22 680</b>	<b>61</b>	<b>134</b>	<b>3 175</b>	<b>3 978</b>
	Şehir	43 233	20 553	22 680	61	134	3 175	3 978
	Köy	-	-	-	-	-	-	-
Mesleki ve teknik	<b>Toplam</b>	<b>44 135</b>	<b>24 506</b>	<b>19 629</b>	<b>186</b>	<b>192</b>	<b>5 330</b>	<b>4 230</b>
	Şehir	44 135	24 506	19 629	186	192	5 330	4 230
	Köy	-	-	-	-	-	-	-
TR332 Afyonkarahisar	<b>Toplam</b>	<b>48 375</b>	<b>25 870</b>	<b>22 505</b>	<b>225</b>	<b>283</b>	<b>5 058</b>	<b>4 502</b>
	Şehir	47 091	25 121	21 970	215	265	4 875	4 361
	Köy	1 284	749	535	10	18	183	141
Genel	<b>Toplam</b>	<b>23 140</b>	<b>11 790</b>	<b>11 350</b>	<b>63</b>	<b>112</b>	<b>1 561</b>	<b>2 145</b>
	Şehir	23 140	11 790	11 350	63	112	1 561	2 145
	Köy	-	-	-	-	-	-	-
Mesleki ve teknik	<b>Toplam</b>	<b>25 235</b>	<b>14 080</b>	<b>11 155</b>	<b>162</b>	<b>171</b>	<b>3 497</b>	<b>2 357</b>
	Şehir	23 951	13 331	10 620	152	153	3 314	2 216
	Köy	1 284	749	535	10	18	183	141
TR333 Kütahya	<b>Toplam</b>	<b>38 804</b>	<b>20 452</b>	<b>18 352</b>	<b>421</b>	<b>98</b>	<b>3 621</b>	<b>3 184</b>
	Şehir	38 351	20 215	18 136	419	98	3 584	3 149
	Köy	453	237	216	2	-	37	35
Genel	<b>Toplam</b>	<b>18 513</b>	<b>9 092</b>	<b>9 421</b>	<b>21</b>	<b>28</b>	<b>1 383</b>	<b>1 493</b>
	Şehir	18 513	9 092	9 421	21	28	1 383	1 493
	Köy	-	-	-	-	-	-	-
Mesleki ve teknik	<b>Toplam</b>	<b>20 291</b>	<b>11 360</b>	<b>8 931</b>	<b>400</b>	<b>70</b>	<b>2 238</b>	<b>1 691</b>
	Şehir	19 838	11 123	8 715	398	70	2 201	1 656
	Köy	453	237	216	2	-	37	35
TR334 Uşak	<b>Toplam</b>	<b>23 320</b>	<b>11 719</b>	<b>11 601</b>	<b>44</b>	<b>81</b>	<b>2 122</b>	<b>2 108</b>
	Şehir	23 275	11 685	11 590	44	81	2 120	2 106
	Köy	45	34	11	-	-	2	2
Genel	<b>Toplam</b>	<b>14 540</b>	<b>6 943</b>	<b>7 597</b>	<b>20</b>	<b>51</b>	<b>1 118</b>	<b>1 279</b>
	Şehir	14 540	6 943	7 597	20	51	1 118	1 279
	Köy	-	-	-	-	-	-	-
Mesleki ve teknik	<b>Toplam</b>	<b>8 780</b>	<b>4 776</b>	<b>4 004</b>	<b>24</b>	<b>30</b>	<b>1 004</b>	<b>829</b>
	Şehir	8 735	4 742	3 993	24	30	1 002	827
	Köy	45	34	11	-	-	2	2



2.13 Number of students in secondary education by year of birth and settlement place according to Statistical Regions Level 3 (continued)  
[Beginning of the educational year 2014/'15]

Doğum Yılları		Year of Birth				1996 ve Önceki Doğumlar				
1999		1998		1997		Born in 1996 and Before				SR Level 3
Erkek Male	Kadın Female	Erkek Male	Kadın Female	Erkek Male	Kadın Female	Erkek Male	Kadın Female			
5 447	5 110	5 517	5 131	5 022	4 761	7 593	5 685	<b>Total</b>		Muğla TR323
5 447	5 110	5 517	5 131	5 022	4 761	7 593	5 685	City		
-	-	-	-	-	-	-	-	Village		
2 568	3 000	2 626	2 994	2 549	2 833	6 064	4 368	<b>Total</b>		General
2 568	3 000	2 626	2 994	2 549	2 833	6 064	4 368	City		
-	-	-	-	-	-	-	-	Village		
2 879	2 110	2 891	2 137	2 473	1 928	1 529	1 317	<b>Total</b>		Vocational and technical
2 879	2 110	2 891	2 137	2 473	1 928	1 529	1 317	City		
-	-	-	-	-	-	-	-	Village		
9 783	9 124	9 245	9 080	8 402	8 030	8 877	7 541	<b>Total</b>		Manisa TR331
9 783	9 124	9 245	9 080	8 402	8 030	8 877	7 541	City		
-	-	-	-	-	-	-	-	Village		
4 100	4 825	3 992	4 673	3 620	4 090	5 605	4 980	<b>Total</b>		General
4 100	4 825	3 992	4 673	3 620	4 090	5 605	4 980	City		
-	-	-	-	-	-	-	-	Village		
5 683	4 299	5 253	4 407	4 782	3 940	3 272	2 561	<b>Total</b>		Vocational and technical
5 683	4 299	5 253	4 407	4 782	3 940	3 272	2 561	City		
-	-	-	-	-	-	-	-	Village		
5 594	5 237	5 271	4 802	4 278	4 048	5 444	3 633	<b>Total</b>		Afyonkarahisar TR332
5 396	5 080	5 104	4 704	4 133	3 951	5 398	3 609	City		
198	157	167	98	145	97	46	24	Village		
2 064	2 682	2 160	2 264	1 857	1 766	4 085	2 381	<b>Total</b>		General
2 064	2 682	2 160	2 264	1 857	1 766	4 085	2 381	City		
-	-	-	-	-	-	-	-	Village		
3 530	2 555	3 111	2 538	2 421	2 282	1 359	1 252	<b>Total</b>		Vocational and technical
3 332	2 398	2 944	2 440	2 276	2 185	1 313	1 228	City		
198	157	167	98	145	97	46	24	Village		
4 254	3 875	3 936	3 752	3 656	3 457	4 564	3 986	<b>Total</b>		Kütahya TR333
4 201	3 829	3 874	3 705	3 597	3 388	4 540	3 967	City		
53	46	62	47	59	69	24	19	Village		
1 643	1 824	1 541	1 694	1 508	1 550	2 996	2 832	<b>Total</b>		General
1 643	1 824	1 541	1 694	1 508	1 550	2 996	2 832	City		
-	-	-	-	-	-	-	-	Village		
2 611	2 051	2 395	2 058	2 148	1 907	1 568	1 154	<b>Total</b>		Vocational and technical
2 558	2 005	2 333	2 011	2 089	1 838	1 544	1 135	City		
53	46	62	47	59	69	24	19	Village		
2 390	2 509	2 269	2 424	2 233	2 199	2 661	2 280	<b>Total</b>		Uşak TR334
2 383	2 508	2 263	2 423	2 223	2 192	2 652	2 280	City		
7	1	6	1	10	7	9	-	Village		
1 277	1 528	1 204	1 512	1 232	1 401	2 092	1 826	<b>Total</b>		General
1 277	1 528	1 204	1 512	1 232	1 401	2 092	1 826	City		
-	-	-	-	-	-	-	-	Village		
1 113	981	1 065	912	1 001	798	569	454	<b>Total</b>		Vocational and technical
1 106	980	1 059	911	991	791	560	454	City		
7	1	6	1	10	7	9	-	Village		

## 2.13 İstatistikî Bölge Birimleri Sınıflaması 3. düzey, yerleşim yeri ve doğum yıllarına göre ortaöğretimde öğrenci sayısı (devam)

[2014/15 öğretim yılı başı]

İBBS 3. Düzey		Doğum Yılları - Year of Birth						
		Toplam - Total			2001 ve Sonraki Doğumlar Born in 2001 and After		2000	
		Toplam Total	Erkek Male	Kadın Female	Erkek Male	Kadın Female	Erkek Male	Kadın Female
TR411 Bursa	<b>Toplam</b>	<b>191 474</b>	<b>100 095</b>	<b>91 379</b>	<b>363</b>	<b>475</b>	<b>17 727</b>	<b>16 561</b>
	Şehir	191 474	100 095	91 379	363	475	17 727	16 561
	Köy	-	-	-	-	-	-	-
Genel	<b>Toplam</b>	<b>81 688</b>	<b>40 029</b>	<b>41 659</b>	<b>94</b>	<b>143</b>	<b>6 237</b>	<b>6 768</b>
	Şehir	81 688	40 029	41 659	94	143	6 237	6 768
	Köy	-	-	-	-	-	-	-
Mesleki ve teknik	<b>Toplam</b>	<b>109 786</b>	<b>60 066</b>	<b>49 720</b>	<b>269</b>	<b>332</b>	<b>11 490</b>	<b>9 793</b>
	Şehir	109 786	60 066	49 720	269	332	11 490	9 793
	Köy	-	-	-	-	-	-	-
TR412 Eskişehir	<b>Toplam</b>	<b>52 087</b>	<b>27 270</b>	<b>24 817</b>	<b>67</b>	<b>92</b>	<b>4 802</b>	<b>4 367</b>
	Şehir	52 087	27 270	24 817	67	92	4 802	4 367
	Köy	-	-	-	-	-	-	-
Genel	<b>Toplam</b>	<b>27 715</b>	<b>12 730</b>	<b>14 985</b>	<b>24</b>	<b>39</b>	<b>2 107</b>	<b>2 516</b>
	Şehir	27 715	12 730	14 985	24	39	2 107	2 516
	Köy	-	-	-	-	-	-	-
Mesleki ve teknik	<b>Toplam</b>	<b>24 372</b>	<b>14 540</b>	<b>9 832</b>	<b>43</b>	<b>53</b>	<b>2 695</b>	<b>1 851</b>
	Şehir	24 372	14 540	9 832	43	53	2 695	1 851
	Köy	-	-	-	-	-	-	-
TR413 Bilecik	<b>Toplam</b>	<b>13 350</b>	<b>6 942</b>	<b>6 408</b>	<b>23</b>	<b>33</b>	<b>1 231</b>	<b>1 189</b>
	Şehir	13 350	6 942	6 408	23	33	1 231	1 189
	Köy	-	-	-	-	-	-	-
Genel	<b>Toplam</b>	<b>6 298</b>	<b>3 072</b>	<b>3 226</b>	<b>3</b>	<b>12</b>	<b>437</b>	<b>516</b>
	Şehir	6 298	3 072	3 226	3	12	437	516
	Köy	-	-	-	-	-	-	-
Mesleki ve teknik	<b>Toplam</b>	<b>7 052</b>	<b>3 870</b>	<b>3 182</b>	<b>20</b>	<b>21</b>	<b>794</b>	<b>673</b>
	Şehir	7 052	3 870	3 182	20	21	794	673
	Köy	-	-	-	-	-	-	-
TR421 Kocaeli	<b>Toplam</b>	<b>130 725</b>	<b>68 631</b>	<b>62 094</b>	<b>371</b>	<b>446</b>	<b>11 904</b>	<b>11 370</b>
	Şehir	130 725	68 631	62 094	371	446	11 904	11 370
	Köy	-	-	-	-	-	-	-
Genel	<b>Toplam</b>	<b>62 165</b>	<b>31 522</b>	<b>30 643</b>	<b>119</b>	<b>191</b>	<b>4 841</b>	<b>5 341</b>
	Şehir	62 165	31 522	30 643	119	191	4 841	5 341
	Köy	-	-	-	-	-	-	-
Mesleki ve teknik	<b>Toplam</b>	<b>68 560</b>	<b>37 109</b>	<b>31 451</b>	<b>252</b>	<b>255</b>	<b>7 063</b>	<b>6 029</b>
	Şehir	68 560	37 109	31 451	252	255	7 063	6 029
	Köy	-	-	-	-	-	-	-
TR422 Sakarya	<b>Toplam</b>	<b>68 324</b>	<b>34 731</b>	<b>33 593</b>	<b>203</b>	<b>254</b>	<b>6 394</b>	<b>6 202</b>
	Şehir	68 324	34 731	33 593	203	254	6 394	6 202
	Köy	-	-	-	-	-	-	-
Genel	<b>Toplam</b>	<b>30 366</b>	<b>13 859</b>	<b>16 507</b>	<b>63</b>	<b>98</b>	<b>2 394</b>	<b>2 950</b>
	Şehir	30 366	13 859	16 507	63	98	2 394	2 950
	Köy	-	-	-	-	-	-	-
Mesleki ve teknik	<b>Toplam</b>	<b>37 958</b>	<b>20 872</b>	<b>17 086</b>	<b>140</b>	<b>156</b>	<b>4 000</b>	<b>3 252</b>
	Şehir	37 958	20 872	17 086	140	156	4 000	3 252
	Köy	-	-	-	-	-	-	-

## 2.13 Number of students in secondary education by year of birth and settlement place according to Statistical Regions Level 3 (continued)

[Beginning of the educational year 2014/'15]

Doğum Yılları		Year of Birth				1996 ve Önceki Doğumlar				
1999		1998		1997		Born in 1996 and Before				SR Level 3
Erkek	Kadın	Erkek	Kadın	Erkek	Kadın	Erkek	Kadın			
Male	Female	Male	Female	Male	Female	Male	Female			
20 140	18 883	19 538	18 556	17 762	17 154	24 565	19 750	<b>Total</b>		Bursa TR411
20 140	18 883	19 538	18 556	17 762	17 154	24 565	19 750	City		
-	-	-	-	-	-	-	-	Village		
6 467	7 047	6 767	7 428	6 567	7 668	13 897	12 605	<b>Total</b>		General
6 467	7 047	6 767	7 428	6 567	7 668	13 897	12 605	City		
-	-	-	-	-	-	-	-	Village		
13 673	11 836	12 771	11 128	11 195	9 486	10 668	7 145	<b>Total</b>		Vocational and technical
13 673	11 836	12 771	11 128	11 195	9 486	10 668	7 145	City		
-	-	-	-	-	-	-	-	Village		
5 490	5 248	5 505	5 370	5 327	4 836	6 079	4 904	<b>Total</b>		Eskişehir TR412
5 490	5 248	5 505	5 370	5 327	4 836	6 079	4 904	City		
-	-	-	-	-	-	-	-	Village		
2 383	3 087	2 380	3 061	2 254	2 842	3 582	3 440	<b>Total</b>		General
2 383	3 087	2 380	3 061	2 254	2 842	3 582	3 440	City		
-	-	-	-	-	-	-	-	Village		
3 107	2 161	3 125	2 309	3 073	1 994	2 497	1 464	<b>Total</b>		Vocational and technical
3 107	2 161	3 125	2 309	3 073	1 994	2 497	1 464	City		
-	-	-	-	-	-	-	-	Village		
1 473	1 477	1 469	1 311	1 351	1 282	1 395	1 116	<b>Total</b>		Bilecik TR413
1 473	1 477	1 469	1 311	1 351	1 282	1 395	1 116	City		
-	-	-	-	-	-	-	-	Village		
588	689	531	562	514	605	999	842	<b>Total</b>		General
588	689	531	562	514	605	999	842	City		
-	-	-	-	-	-	-	-	Village		
885	788	938	749	837	677	396	274	<b>Total</b>		Vocational and technical
885	788	938	749	837	677	396	274	City		
-	-	-	-	-	-	-	-	Village		
12 956	12 484	12 141	11 703	11 213	10 426	20 046	15 665	<b>Total</b>		Kocaeli TR421
12 956	12 484	12 141	11 703	11 213	10 426	20 046	15 665	City		
-	-	-	-	-	-	-	-	Village		
5 200	5 497	5 056	5 142	4 678	4 842	11 628	9 630	<b>Total</b>		General
5 200	5 497	5 056	5 142	4 678	4 842	11 628	9 630	City		
-	-	-	-	-	-	-	-	Village		
7 756	6 987	7 085	6 561	6 535	5 584	8 418	6 035	<b>Total</b>		Vocational and technical
7 756	6 987	7 085	6 561	6 535	5 584	8 418	6 035	City		
-	-	-	-	-	-	-	-	Village		
6 883	6 724	6 701	6 497	6 221	5 703	8 329	8 213	<b>Total</b>		Sakarya TR422
6 883	6 724	6 701	6 497	6 221	5 703	8 329	8 213	City		
-	-	-	-	-	-	-	-	Village		
2 919	3 370	2 390	2 763	2 199	2 437	3 894	4 889	<b>Total</b>		General
2 919	3 370	2 390	2 763	2 199	2 437	3 894	4 889	City		
-	-	-	-	-	-	-	-	Village		
3 964	3 354	4 311	3 734	4 022	3 266	4 435	3 324	<b>Total</b>		Vocational and technical
3 964	3 354	4 311	3 734	4 022	3 266	4 435	3 324	City		
-	-	-	-	-	-	-	-	Village		

## 2.13 İstatistikî Bölge Birimleri Sınıflaması 3. düzey, yerleşim yeri ve doğum yıllarına göre ortaöğretimde öğrenci sayısı (devam)

[2014/15 öğretim yılı başı]

İBBS 3. Düzey		Doğum Yılları - Year of Birth						
		Toplam - Total			2001 ve Sonraki Doğumular Born in 2001 and After		2000	
		Toplam Total	Erkek Male	Kadın Female	Erkek Male	Kadın Female	Erkek Male	Kadın Female
TR423 Düzce	<b>Toplam</b>	<b>26 845</b>	<b>13 265</b>	<b>13 580</b>	<b>67</b>	<b>106</b>	<b>2 524</b>	<b>2 429</b>
	Şehir	26 313	12 968	13 345	66	105	2 449	2 376
	Köy	532	297	235	1	1	75	53
Genel	<b>Toplam</b>	<b>11 612</b>	<b>5 515</b>	<b>6 097</b>	<b>20</b>	<b>46</b>	<b>910</b>	<b>1 058</b>
	Şehir	11 346	5 360	5 986	19	46	878	1 037
	Köy	266	155	111	1	-	32	21
Mesleki ve teknik	<b>Toplam</b>	<b>15 233</b>	<b>7 750</b>	<b>7 483</b>	<b>47</b>	<b>60</b>	<b>1 614</b>	<b>1 371</b>
	Şehir	14 967	7 608	7 359	47	59	1 571	1 339
	Köy	266	142	124	-	1	43	32
TR424 Bolu	<b>Toplam</b>	<b>18 743</b>	<b>9 896</b>	<b>8 847</b>	<b>26</b>	<b>32</b>	<b>1 851</b>	<b>1 586</b>
	Şehir	18 675	9 859	8 816	26	32	1 839	1 581
	Köy	68	37	31	-	-	12	5
Genel	<b>Toplam</b>	<b>8 856</b>	<b>3 984</b>	<b>4 872</b>	<b>9</b>	<b>15</b>	<b>628</b>	<b>850</b>
	Şehir	8 856	3 984	4 872	9	15	628	850
	Köy	-	-	-	-	-	-	-
Mesleki ve teknik	<b>Toplam</b>	<b>9 887</b>	<b>5 912</b>	<b>3 975</b>	<b>17</b>	<b>17</b>	<b>1 223</b>	<b>736</b>
	Şehir	9 819	5 875	3 944	17	17	1 211	731
	Köy	68	37	31	-	-	12	5
TR425 Yalova	<b>Toplam</b>	<b>15 554</b>	<b>8 120</b>	<b>7 434</b>	<b>35</b>	<b>44</b>	<b>1 390</b>	<b>1 268</b>
	Şehir	13 566	6 852	6 714	29	36	1 064	1 077
	Köy	1 988	1 268	720	6	8	326	191
Genel	<b>Toplam</b>	<b>8 472</b>	<b>4 270</b>	<b>4 202</b>	<b>18</b>	<b>22</b>	<b>674</b>	<b>710</b>
	Şehir	7 305	3 725	3 580	16	15	537	545
	Köy	1 167	545	622	2	7	137	165
Mesleki ve teknik	<b>Toplam</b>	<b>7 082</b>	<b>3 850</b>	<b>3 232</b>	<b>17</b>	<b>22</b>	<b>716</b>	<b>558</b>
	Şehir	6 261	3 127	3 134	13	21	527	532
	Köy	821	723	98	4	1	189	26
TR510 Ankara	<b>Toplam</b>	<b>365 326</b>	<b>190 876</b>	<b>174 450</b>	<b>594</b>	<b>746</b>	<b>34 004</b>	<b>33 537</b>
	Şehir	365 326	190 876	174 450	594	746	34 004	33 537
	Köy	-	-	-	-	-	-	-
Genel	<b>Toplam</b>	<b>198 067</b>	<b>100 694</b>	<b>97 373</b>	<b>207</b>	<b>326</b>	<b>14 309</b>	<b>16 900</b>
	Şehir	198 067	100 694	97 373	207	326	14 309	16 900
	Köy	-	-	-	-	-	-	-
Mesleki ve teknik	<b>Toplam</b>	<b>167 259</b>	<b>90 182</b>	<b>77 077</b>	<b>387</b>	<b>420</b>	<b>19 695</b>	<b>16 637</b>
	Şehir	167 259	90 182	77 077	387	420	19 695	16 637
	Köy	-	-	-	-	-	-	-
TR521 Konya	<b>Toplam</b>	<b>159 067</b>	<b>81 776</b>	<b>77 291</b>	<b>519</b>	<b>799</b>	<b>13 906</b>	<b>14 521</b>
	Şehir	159 067	81 776	77 291	519	799	13 906	14 521
	Köy	-	-	-	-	-	-	-
Genel	<b>Toplam</b>	<b>72 812</b>	<b>38 738</b>	<b>34 074</b>	<b>141</b>	<b>227</b>	<b>4 301</b>	<b>5 113</b>
	Şehir	72 812	38 738	34 074	141	227	4 301	5 113
	Köy	-	-	-	-	-	-	-
Mesleki ve teknik	<b>Toplam</b>	<b>86 255</b>	<b>43 038</b>	<b>43 217</b>	<b>378</b>	<b>572</b>	<b>9 605</b>	<b>9 408</b>
	Şehir	86 255	43 038	43 217	378	572	9 605	9 408
	Köy	-	-	-	-	-	-	-

## 2.13 Number of students in secondary education by year of birth and settlement place according to Statistical Regions Level 3 (continued)

[Beginning of the educational year 2014/'15]

Doğum Yılları		Year of Birth				1996 ve Önceki Doğumlar				
1999		1998		1997		Born in 1996 and Before				SR Level 3
Erkek Male	Kadın Female	Erkek Male	Kadın Female	Erkek Male	Kadın Female	Erkek Male	Kadın Female			
2 652	2 429	2 514	2 437	2 309	2 206	3 199	3 973	<b>Total</b>		Düzce TR423
2 592	2 388	2 441	2 373	2 234	2 138	3 186	3 965	City		
60	41	73	64	75	68	13	8	Village		
<b>996</b>	<b>1 116</b>	<b>922</b>	<b>1 034</b>	<b>842</b>	<b>952</b>	<b>1 825</b>	<b>1 891</b>	<b>Total</b>		General
967	1 097	877	1 002	804	916	1 815	1 888	City		
29	19	45	32	38	36	10	3	Village		
<b>1 656</b>	<b>1 313</b>	<b>1 592</b>	<b>1 403</b>	<b>1 467</b>	<b>1 254</b>	<b>1 374</b>	<b>2 082</b>	<b>Total</b>		Vocational and technical
1 625	1 291	1 564	1 371	1 430	1 222	1 371	2 077	City		
31	22	28	32	37	32	3	5	Village		
<b>2 082</b>	<b>1 833</b>	<b>2 040</b>	<b>1 830</b>	<b>1 932</b>	<b>1 762</b>	<b>1 965</b>	<b>1 804</b>	<b>Total</b>		Bolu TR424
2 074	1 824	2 035	1 823	1 924	1 753	1 961	1 803	City		
8	9	5	7	8	9	4	1	Village		
<b>789</b>	<b>915</b>	<b>709</b>	<b>924</b>	<b>681</b>	<b>914</b>	<b>1 168</b>	<b>1 254</b>	<b>Total</b>		General
789	915	709	924	681	914	1 168	1 254	City		
-	-	-	-	-	-	-	-	Village		
<b>1 293</b>	<b>918</b>	<b>1 331</b>	<b>906</b>	<b>1 251</b>	<b>848</b>	<b>797</b>	<b>550</b>	<b>Total</b>		Vocational and technical
1 285	909	1 326	899	1 243	839	793	549	City		
8	9	5	7	8	9	4	1	Village		
<b>1 623</b>	<b>1 457</b>	<b>1 476</b>	<b>1 367</b>	<b>1 481</b>	<b>1 389</b>	<b>2 115</b>	<b>1 909</b>	<b>Total</b>		Yalova TR425
1 326	1 269	1 174	1 195	1 188	1 241	2 071	1 896	City		
297	188	302	172	293	148	44	13	Village		
<b>806</b>	<b>853</b>	<b>639</b>	<b>681</b>	<b>702</b>	<b>626</b>	<b>1 431</b>	<b>1 310</b>	<b>Total</b>		General
655	681	507	532	588	505	1 422	1 302	City		
151	172	132	149	114	121	9	8	Village		
<b>817</b>	<b>604</b>	<b>837</b>	<b>686</b>	<b>779</b>	<b>763</b>	<b>684</b>	<b>599</b>	<b>Total</b>		Vocational and technical
671	588	667	663	600	736	649	594	City		
146	16	170	23	179	27	35	5	Village		
<b>37 724</b>	<b>36 094</b>	<b>36 690</b>	<b>35 684</b>	<b>33 167</b>	<b>31 258</b>	<b>48 697</b>	<b>37 131</b>	<b>Total</b>		Ankara TR510
37 724	36 094	36 690	35 684	33 167	31 258	48 697	37 131	City		
-	-	-	-	-	-	-	-	Village		
<b>15 641</b>	<b>16 837</b>	<b>17 079</b>	<b>17 824</b>	<b>17 452</b>	<b>18 061</b>	<b>36 006</b>	<b>27 425</b>	<b>Total</b>		General
15 641	16 837	17 079	17 824	17 452	18 061	36 006	27 425	City		
-	-	-	-	-	-	-	-	Village		
<b>22 083</b>	<b>19 257</b>	<b>19 611</b>	<b>17 860</b>	<b>15 715</b>	<b>13 197</b>	<b>12 691</b>	<b>9 706</b>	<b>Total</b>		Vocational and technical
22 083	19 257	19 611	17 860	15 715	13 197	12 691	9 706	City		
-	-	-	-	-	-	-	-	Village		
<b>17 395</b>	<b>16 863</b>	<b>16 521</b>	<b>15 897</b>	<b>13 854</b>	<b>13 161</b>	<b>19 581</b>	<b>16 050</b>	<b>Total</b>		Konya TR521
17 395	16 863	16 521	15 897	13 854	13 161	19 581	16 050	City		
-	-	-	-	-	-	-	-	Village		
<b>6 793</b>	<b>6 490</b>	<b>6 981</b>	<b>6 409</b>	<b>6 172</b>	<b>5 552</b>	<b>14 350</b>	<b>10 283</b>	<b>Total</b>		General
6 793	6 490	6 981	6 409	6 172	5 552	14 350	10 283	City		
-	-	-	-	-	-	-	-	Village		
<b>10 602</b>	<b>10 373</b>	<b>9 540</b>	<b>9 488</b>	<b>7 682</b>	<b>7 609</b>	<b>5 231</b>	<b>5 767</b>	<b>Total</b>		Vocational and technical
10 602	10 373	9 540	9 488	7 682	7 609	5 231	5 767	City		
-	-	-	-	-	-	-	-	Village		

## 2.13 İstatistiki Bölge Birimleri Sınıflaması 3. düzey, yerleşim yeri ve doğum yıllarına göre ortaöğretimde öğrenci sayısı (devam)

[2014/15 öğretim yılı başı]

İBBS 3. Düzey		Toplam - Total		Doğum Yılları - Year of Birth		2001 ve Sonraki Doğumlar - Born in 2001 and After		2000	
		Toplam Total	Erkek Male	Kadın Female	Erkek Male	Kadın Female	Erkek Male	Kadın Female	
TR522 Karaman	<b>Toplam</b>	<b>20 143</b>	<b>10 134</b>	<b>10 009</b>	<b>78</b>	<b>121</b>	<b>1 857</b>	<b>1 806</b>	
	Şehir	19 784	9 983	9 801	77	117	1 828	1 777	
	Köy	359	151	208	1	4	29	29	
Genel	<b>Toplam</b>	<b>11 106</b>	<b>5 458</b>	<b>5 648</b>	<b>21</b>	<b>54</b>	<b>691</b>	<b>895</b>	
	Şehir	11 106	5 458	5 648	21	54	691	895	
	Köy	-	-	-	-	-	-	-	
Mesleki ve teknik	<b>Toplam</b>	<b>9 037</b>	<b>4 676</b>	<b>4 361</b>	<b>57</b>	<b>67</b>	<b>1 166</b>	<b>911</b>	
	Şehir	8 678	4 525	4 153	56	63	1 137	882	
	Köy	359	151	208	1	4	29	29	
TR611 Antalya	<b>Toplam</b>	<b>157 558</b>	<b>81 403</b>	<b>76 155</b>	<b>377</b>	<b>548</b>	<b>13 132</b>	<b>13 064</b>	
	Şehir	157 558	81 403	76 155	377	548	13 132	13 064	
	Köy	-	-	-	-	-	-	-	
Genel	<b>Toplam</b>	<b>93 435</b>	<b>48 088</b>	<b>45 347</b>	<b>157</b>	<b>277</b>	<b>6 161</b>	<b>7 341</b>	
	Şehir	93 435	48 088	45 347	157	277	6 161	7 341	
	Köy	-	-	-	-	-	-	-	
Mesleki ve teknik	<b>Toplam</b>	<b>64 123</b>	<b>33 315</b>	<b>30 808</b>	<b>220</b>	<b>271</b>	<b>6 971</b>	<b>5 723</b>	
	Şehir	64 123	33 315	30 808	220	271	6 971	5 723	
	Köy	-	-	-	-	-	-	-	
TR612 Isparta	<b>Toplam</b>	<b>29 181</b>	<b>14 896</b>	<b>14 285</b>	<b>86</b>	<b>117</b>	<b>2 590</b>	<b>2 565</b>	
	Şehir	28 982	14 785	14 197	84	116	2 556	2 535	
	Köy	199	111	88	2	1	34	30	
Genel	<b>Toplam</b>	<b>14 663</b>	<b>7 156</b>	<b>7 507</b>	<b>30</b>	<b>46</b>	<b>1 099</b>	<b>1 364</b>	
	Şehir	14 464	7 045	7 419	28	45	1 065	1 334	
	Köy	199	111	88	2	1	34	30	
Mesleki ve teknik	<b>Toplam</b>	<b>14 518</b>	<b>7 740</b>	<b>6 778</b>	<b>56</b>	<b>71</b>	<b>1 491</b>	<b>1 201</b>	
	Şehir	14 518	7 740	6 778	56	71	1 491	1 201	
	Köy	-	-	-	-	-	-	-	
TR613 Burdur	<b>Toplam</b>	<b>16 100</b>	<b>8 200</b>	<b>7 900</b>	<b>48</b>	<b>69</b>	<b>1 339</b>	<b>1 402</b>	
	Şehir	15 862	8 084	7 778	47	66	1 309	1 370	
	Köy	238	116	122	1	3	30	32	
Genel	<b>Toplam</b>	<b>8 711</b>	<b>4 047</b>	<b>4 664</b>	<b>14</b>	<b>37</b>	<b>615</b>	<b>836</b>	
	Şehir	8 584	3 997	4 587	14	35	598	812	
	Köy	127	50	77	-	2	17	24	
Mesleki ve teknik	<b>Toplam</b>	<b>7 389</b>	<b>4 153</b>	<b>3 236</b>	<b>34</b>	<b>32</b>	<b>724</b>	<b>566</b>	
	Şehir	7 278	4 087	3 191	33	31	711	558	
	Köy	111	66	45	1	1	13	8	
TR621 Adana	<b>Toplam</b>	<b>188 282</b>	<b>101 324</b>	<b>86 958</b>	<b>574</b>	<b>824</b>	<b>15 004</b>	<b>14 682</b>	
	Şehir	188 282	101 324	86 958	574	824	15 004	14 682	
	Köy	-	-	-	-	-	-	-	
Genel	<b>Toplam</b>	<b>110 728</b>	<b>56 724</b>	<b>54 004</b>	<b>245</b>	<b>426</b>	<b>7 365</b>	<b>8 538</b>	
	Şehir	110 728	56 724	54 004	245	426	7 365	8 538	
	Köy	-	-	-	-	-	-	-	
Mesleki ve teknik	<b>Toplam</b>	<b>77 554</b>	<b>44 600</b>	<b>32 954</b>	<b>329</b>	<b>398</b>	<b>7 639</b>	<b>6 144</b>	
	Şehir	77 554	44 600	32 954	329	398	7 639	6 144	
	Köy	-	-	-	-	-	-	-	

2.13 Number of students in secondary education by year of birth and settlement place according to Statistical Regions Level 3 (continued)  
[Beginning of the educational year 2014/'15]

Doğum Yılları		Year of Birth		1996 ve Önceki Doğumlar				SR Level 3	
1999		1998		1997		Born in 1996 and Before			
Erkek Male	Kadın Female	Erkek Male	Kadın Female	Erkek Male	Kadın Female	Erkek Male	Kadın Female		
2 188	2 171	2 078	2 067	1 728	1 761	2 205	2 083	<b>Total</b>	Karaman TR522
2 144	2 111	2 044	2 016	1 695	1 706	2 195	2 074	City	
44	60	34	51	33	55	10	9	Village	
1 039	1 167	1 024	1 098	945	951	1 738	1 483	<b>Total</b>	General
1 039	1 167	1 024	1 098	945	951	1 738	1 483	City	
-	-	-	-	-	-	-	-	Village	
1 149	1 004	1 054	969	783	810	467	600	<b>Total</b>	Vocational and technical
1 105	944	1 020	918	750	755	457	591	City	
44	60	34	51	33	55	10	9	Village	
16 183	15 413	15 557	14 919	13 760	13 670	22 394	18 541	<b>Total</b>	Antalya TR611
16 183	15 413	15 557	14 919	13 760	13 670	22 394	18 541	City	
-	-	-	-	-	-	-	-	Village	
7 722	8 572	8 069	8 033	7 648	7 771	18 331	13 353	<b>Total</b>	General
7 722	8 572	8 069	8 033	7 648	7 771	18 331	13 353	City	
-	-	-	-	-	-	-	-	Village	
8 461	6 841	7 488	6 886	6 112	5 899	4 063	5 188	<b>Total</b>	Vocational and technical
8 461	6 841	7 488	6 886	6 112	5 899	4 063	5 188	City	
-	-	-	-	-	-	-	-	Village	
3 134	3 184	2 961	2 970	2 787	2 794	3 338	2 655	<b>Total</b>	Isparta TR612
3 110	3 169	2 939	2 950	2 763	2 773	3 333	2 654	City	
24	15	22	20	24	21	5	1	Village	
1 347	1 592	1 202	1 351	1 263	1 423	2 215	1 731	<b>Total</b>	General
1 323	1 577	1 180	1 331	1 239	1 402	2 210	1 730	City	
24	15	22	20	24	21	5	1	Village	
1 787	1 592	1 759	1 619	1 524	1 371	1 123	924	<b>Total</b>	Vocational and technical
1 787	1 592	1 759	1 619	1 524	1 371	1 123	924	City	
-	-	-	-	-	-	-	-	Village	
1 730	1 799	1 774	1 714	1 616	1 540	1 693	1 376	<b>Total</b>	Burdur TR613
1 706	1 769	1 746	1 688	1 587	1 513	1 689	1 372	City	
24	30	28	26	29	27	4	4	Village	
767	1 040	783	913	718	885	1 150	953	<b>Total</b>	General
756	1 018	771	899	708	870	1 150	953	City	
11	22	12	14	10	15	-	-	Village	
963	759	991	801	898	655	543	423	<b>Total</b>	Vocational and technical
950	751	975	789	879	643	539	419	City	
13	8	16	12	19	12	4	4	Village	
17 590	16 308	17 640	16 093	15 877	14 033	34 639	25 018	<b>Total</b>	Adana TR621
17 590	16 308	17 640	16 093	15 877	14 033	34 639	25 018	City	
-	-	-	-	-	-	-	-	Village	
8 177	9 252	8 428	9 457	8 478	9 012	24 031	17 319	<b>Total</b>	General
8 177	9 252	8 428	9 457	8 478	9 012	24 031	17 319	City	
-	-	-	-	-	-	-	-	Village	
9 413	7 056	9 212	6 636	7 399	5 021	10 608	7 699	<b>Total</b>	Vocational and technical
9 413	7 056	9 212	6 636	7 399	5 021	10 608	7 699	City	
-	-	-	-	-	-	-	-	Village	

## 2.13 İstatistiki Bölge Birimleri Sınıflaması 3. düzey, yerleşim yeri ve doğum yıllarına göre ortaöğretimde öğrenci sayısı (devam)

[2014/15 öğretim yılı başı]

İBBS 3. Düzey		Toplam - Total		Doğum Yılları - Year of Birth		2000		
		Toplam Total	Erkek Male	Kadın Female	2001 ve Sonraki Doğumlular Born in 2001 and After		Erkek Male	Kadın Female
					Erkek Male	Kadın Female		
TR622 Mersin	<b>Toplam</b>	<b>128 486</b>	<b>66 083</b>	<b>62 403</b>	<b>503</b>	<b>670</b>	<b>11 449</b>	<b>11 385</b>
	Şehir	128 486	66 083	62 403	503	670	11 449	11 385
	Köy	-	-	-	-	-	-	-
Genel	<b>Toplam</b>	<b>66 707</b>	<b>32 497</b>	<b>34 210</b>	<b>159</b>	<b>261</b>	<b>4 782</b>	<b>5 649</b>
	Şehir	66 707	32 497	34 210	159	261	4 782	5 649
	Köy	-	-	-	-	-	-	-
Mesleki ve teknik	<b>Toplam</b>	<b>61 779</b>	<b>33 586</b>	<b>28 193</b>	<b>344</b>	<b>409</b>	<b>6 667</b>	<b>5 736</b>
	Şehir	61 779	33 586	28 193	344	409	6 667	5 736
	Köy	-	-	-	-	-	-	-
TR631 Hatay	<b>Toplam</b>	<b>119 764</b>	<b>62 137</b>	<b>57 627</b>	<b>1 184</b>	<b>877</b>	<b>12 376</b>	<b>11 487</b>
	Şehir	119 764	62 137	57 627	1 184	877	12 376	11 487
	Köy	-	-	-	-	-	-	-
Genel	<b>Toplam</b>	<b>58 535</b>	<b>29 186</b>	<b>29 349</b>	<b>189</b>	<b>375</b>	<b>4 273</b>	<b>5 262</b>
	Şehir	58 535	29 186	29 349	189	375	4 273	5 262
	Köy	-	-	-	-	-	-	-
Mesleki ve teknik	<b>Toplam</b>	<b>61 229</b>	<b>32 951</b>	<b>28 278</b>	<b>995</b>	<b>502</b>	<b>8 103</b>	<b>6 225</b>
	Şehir	61 229	32 951	28 278	995	502	8 103	6 225
	Köy	-	-	-	-	-	-	-
TR632 Kahramanmaraş	<b>Toplam</b>	<b>82 574</b>	<b>43 852</b>	<b>38 722</b>	<b>465</b>	<b>646</b>	<b>7 286</b>	<b>7 392</b>
	Şehir	82 574	43 852	38 722	465	646	7 286	7 392
	Köy	-	-	-	-	-	-	-
Genel	<b>Toplam</b>	<b>37 410</b>	<b>19 740</b>	<b>17 670</b>	<b>110</b>	<b>198</b>	<b>2 249</b>	<b>2 734</b>
	Şehir	37 410	19 740	17 670	110	198	2 249	2 734
	Köy	-	-	-	-	-	-	-
Mesleki ve teknik	<b>Toplam</b>	<b>45 164</b>	<b>24 112</b>	<b>21 052</b>	<b>355</b>	<b>448</b>	<b>5 037</b>	<b>4 658</b>
	Şehir	45 164	24 112	21 052	355	448	5 037	4 658
	Köy	-	-	-	-	-	-	-
TR633 Osmaniye	<b>Toplam</b>	<b>41 619</b>	<b>21 423</b>	<b>20 196</b>	<b>146</b>	<b>222</b>	<b>3 133</b>	<b>3 331</b>
	Şehir	41 250	21 216	20 034	143	221	3 095	3 309
	Köy	369	207	162	3	1	38	22
Genel	<b>Toplam</b>	<b>19 340</b>	<b>9 379</b>	<b>9 961</b>	<b>52</b>	<b>89</b>	<b>1 241</b>	<b>1 517</b>
	Şehir	19 340	9 379	9 961	52	89	1 241	1 517
	Köy	-	-	-	-	-	-	-
Mesleki ve teknik	<b>Toplam</b>	<b>22 279</b>	<b>12 044</b>	<b>10 235</b>	<b>94</b>	<b>133</b>	<b>1 892</b>	<b>1 814</b>
	Şehir	21 910	11 837	10 073	91	132	1 854	1 792
	Köy	369	207	162	3	1	38	22
TR711 Kırıkkale	<b>Toplam</b>	<b>20 853</b>	<b>10 871</b>	<b>9 982</b>	<b>54</b>	<b>68</b>	<b>1 934</b>	<b>1 944</b>
	Şehir	20 341	10 643	9 698	51	67	1 887	1 865
	Köy	512	228	284	3	1	47	79
Genel	<b>Toplam</b>	<b>9 460</b>	<b>4 413</b>	<b>5 047</b>	<b>18</b>	<b>30</b>	<b>741</b>	<b>893</b>
	Şehir	9 460	4 413	5 047	18	30	741	893
	Köy	-	-	-	-	-	-	-
Mesleki ve teknik	<b>Toplam</b>	<b>11 393</b>	<b>6 458</b>	<b>4 935</b>	<b>36</b>	<b>38</b>	<b>1 193</b>	<b>1 051</b>
	Şehir	10 881	6 230	4 651	33	37	1 146	972
	Köy	512	228	284	3	1	47	79



2.13 Number of students in secondary education by year of birth and settlement place according to Statistical Regions Level 3 (continued)  
[Beginning of the educational year 2014/'15]

Doğum Yılları		Year of Birth				1996 ve Önceki Doğumlar				
1999		1998		1997		Born in 1996 and Before				SR Level 3
Erkek Male	Kadın Female	Erkek Male	Kadın Female	Erkek Male	Kadın Female	Erkek Male	Kadın Female			
13 918	13 077	13 420	13 054	11 983	11 277	14 810	12 940	<b>Total</b>		Mersin TR622
13 918	13 077	13 420	13 054	11 983	11 277	14 810	12 940			City
-	-	-	-	-	-	-	-			Village
6 030	6 474	6 124	6 900	6 018	6 416	9 384	8 510	<b>Total</b>		General
6 030	6 474	6 124	6 900	6 018	6 416	9 384	8 510			City
-	-	-	-	-	-	-	-			Village
7 888	6 603	7 296	6 154	5 965	4 861	5 426	4 430	<b>Total</b>		Vocational and technical
7 888	6 603	7 296	6 154	5 965	4 861	5 426	4 430			City
-	-	-	-	-	-	-	-			Village
13 559	12 169	11 934	11 437	10 085	9 378	12 999	12 279	<b>Total</b>		Hatay TR631
13 559	12 169	11 934	11 437	10 085	9 378	12 999	12 279			City
-	-	-	-	-	-	-	-			Village
5 131	5 848	5 194	5 582	5 131	4 860	9 268	7 422	<b>Total</b>		General
5 131	5 848	5 194	5 582	5 131	4 860	9 268	7 422			City
-	-	-	-	-	-	-	-			Village
8 428	6 321	6 740	5 855	4 954	4 518	3 731	4 857	<b>Total</b>		Vocational and technical
8 428	6 321	6 740	5 855	4 954	4 518	3 731	4 857			City
-	-	-	-	-	-	-	-			Village
9 031	8 407	8 550	8 077	7 385	6 470	11 135	7 730	<b>Total</b>		KahramanmaraşTR632
9 031	8 407	8 550	8 077	7 385	6 470	11 135	7 730			City
-	-	-	-	-	-	-	-			Village
2 796	2 960	3 264	3 372	3 583	3 140	7 738	5 266	<b>Total</b>		General
2 796	2 960	3 264	3 372	3 583	3 140	7 738	5 266			City
-	-	-	-	-	-	-	-			Village
6 235	5 447	5 286	4 705	3 802	3 330	3 397	2 464	<b>Total</b>		Vocational and technical
6 235	5 447	5 286	4 705	3 802	3 330	3 397	2 464			City
-	-	-	-	-	-	-	-			Village
4 640	4 435	4 563	4 423	4 005	3 793	4 936	3 992	<b>Total</b>		Osmaniye TR633
4 592	4 407	4 513	4 371	3 956	3 758	4 917	3 968			City
48	28	50	52	49	35	19	24			Village
1 827	2 013	1 771	2 104	1 704	1 943	2 784	2 295	<b>Total</b>		General
1 827	2 013	1 771	2 104	1 704	1 943	2 784	2 295			City
-	-	-	-	-	-	-	-			Village
2 813	2 422	2 792	2 319	2 301	1 850	2 152	1 697	<b>Total</b>		Vocational and technical
2 765	2 394	2 742	2 267	2 252	1 815	2 133	1 673			City
48	28	50	52	49	35	19	24			Village
2 159	2 105	2 122	2 177	2 047	1 892	2 555	1 796	<b>Total</b>		KırıkkaleTR711
2 076	2 012	2 064	2 111	2 015	1 853	2 550	1 790			City
83	93	58	66	32	39	5	6			Village
776	964	776	1 000	857	901	1 245	1 259	<b>Total</b>		General
776	964	776	1 000	857	901	1 245	1 259			City
-	-	-	-	-	-	-	-			Village
1 383	1 141	1 346	1 177	1 190	991	1 310	537	<b>Total</b>		Vocational and technical
1 300	1 048	1 288	1 111	1 158	952	1 305	531			City
83	93	58	66	32	39	5	6			Village

## 2.13 İstatistiki Bölge Birimleri Sınıflaması 3. düzey, yerleşim yeri ve doğum yıllarına göre ortaöğretimde öğrenci sayısı (devam)

[2014/15 öğretim yılı başı]

İBBS 3. Düzey		Doğum Yılları - Year of Birth						
		Toplam - Total			2001 ve Sonraki Doğumlar Born in 2001 and After		2000	
		Toplam Total	Erkek Male	Kadın Female	Erkek Male	Kadın Female	Erkek Male	Kadın Female
TR712 Aksaray	<b>Toplam</b>	<b>27 480</b>	<b>13 962</b>	<b>13 518</b>	<b>127</b>	<b>194</b>	<b>2 331</b>	<b>2 566</b>
	Şehir	25 548	13 056	12 492	108	163	2 101	2 332
	Köy	1 932	906	1 026	19	31	230	234
Genel	<b>Toplam</b>	<b>14 760</b>	<b>7 285</b>	<b>7 475</b>	<b>39</b>	<b>81</b>	<b>864</b>	<b>1 252</b>
	Şehir	14 489	7 158	7 331	37	79	828	1 225
	Köy	271	127	144	2	2	36	27
Mesleki ve teknik	<b>Toplam</b>	<b>12 720</b>	<b>6 677</b>	<b>6 043</b>	<b>88</b>	<b>113</b>	<b>1 467</b>	<b>1 314</b>
	Şehir	11 059	5 898	5 161	71	84	1 273	1 107
	Köy	1 661	779	882	17	29	194	207
TR713 Niğde	<b>Toplam</b>	<b>24 586</b>	<b>12 630</b>	<b>11 956</b>	<b>129</b>	<b>196</b>	<b>2 396</b>	<b>2 407</b>
	Şehir	23 441	12 021	11 420	113	183	2 232	2 289
	Köy	1 145	609	536	16	13	164	118
Genel	<b>Toplam</b>	<b>12 560</b>	<b>6 104</b>	<b>6 456</b>	<b>38</b>	<b>81</b>	<b>909</b>	<b>1 211</b>
	Şehir	12 560	6 104	6 456	38	81	909	1 211
	Köy	-	-	-	-	-	-	-
Mesleki ve teknik	<b>Toplam</b>	<b>12 026</b>	<b>6 526</b>	<b>5 500</b>	<b>91</b>	<b>115</b>	<b>1 487</b>	<b>1 196</b>
	Şehir	10 881	5 917	4 964	75	102	1 323	1 078
	Köy	1 145	609	536	16	13	164	118
TR714 Nevşehir	<b>Toplam</b>	<b>19 300</b>	<b>9 847</b>	<b>9 453</b>	<b>78</b>	<b>92</b>	<b>1 867</b>	<b>1 935</b>
	Şehir	18 620	9 468	9 152	74	91	1 769	1 858
	Köy	680	379	301	4	1	98	77
Genel	<b>Toplam</b>	<b>10 412</b>	<b>5 219</b>	<b>5 193</b>	<b>30</b>	<b>38</b>	<b>792</b>	<b>945</b>
	Şehir	9 851	4 931	4 920	26	37	706	870
	Köy	561	288	273	4	1	86	75
Mesleki ve teknik	<b>Toplam</b>	<b>8 888</b>	<b>4 628</b>	<b>4 260</b>	<b>48</b>	<b>54</b>	<b>1 075</b>	<b>990</b>
	Şehir	8 769	4 537	4 232	48	54	1 063	988
	Köy	119	91	28	-	-	12	2
TR715 Kırşehir	<b>Toplam</b>	<b>16 445</b>	<b>8 722</b>	<b>7 723</b>	<b>57</b>	<b>57</b>	<b>1 578</b>	<b>1 538</b>
	Şehir	16 445	8 722	7 723	57	57	1 578	1 538
	Köy	-	-	-	-	-	-	-
Genel	<b>Toplam</b>	<b>8 734</b>	<b>4 353</b>	<b>4 381</b>	<b>17</b>	<b>20</b>	<b>668</b>	<b>764</b>
	Şehir	8 734	4 353	4 381	17	20	668	764
	Köy	-	-	-	-	-	-	-
Mesleki ve teknik	<b>Toplam</b>	<b>7 711</b>	<b>4 369</b>	<b>3 342</b>	<b>40</b>	<b>37</b>	<b>910</b>	<b>774</b>
	Şehir	7 711	4 369	3 342	40	37	910	774
	Köy	-	-	-	-	-	-	-
TR721 Kayseri	<b>Toplam</b>	<b>104 094</b>	<b>54 333</b>	<b>49 761</b>	<b>339</b>	<b>498</b>	<b>9 323</b>	<b>9 425</b>
	Şehir	104 094	54 333	49 761	339	498	9 323	9 425
	Köy	-	-	-	-	-	-	-
Genel	<b>Toplam</b>	<b>53 599</b>	<b>27 162</b>	<b>26 437</b>	<b>102</b>	<b>197</b>	<b>3 402</b>	<b>4 304</b>
	Şehir	53 599	27 162	26 437	102	197	3 402	4 304
	Köy	-	-	-	-	-	-	-
Mesleki ve teknik	<b>Toplam</b>	<b>50 495</b>	<b>27 171</b>	<b>23 324</b>	<b>237</b>	<b>301</b>	<b>5 921</b>	<b>5 121</b>
	Şehir	50 495	27 171	23 324	237	301	5 921	5 121
	Köy	-	-	-	-	-	-	-

2.13 Number of students in secondary education by year of birth and settlement place according to Statistical Regions Level 3 (continued)  
[Beginning of the educational year 2014/'15]

Doğum Yılları		Year of Birth				1996 ve Önceki Doğumlar				
1999		1998		1997		Born in 1996 and Before				SR Level 3
Erkek	Kadın	Erkek	Kadın	Erkek	Kadın	Erkek	Kadın			
Male	Female	Male	Female	Male	Female	Male	Female			
3 057	3 000	2 898	2 848	2 443	2 221	3 106	2 689	<b>Total</b>		Aksaray TR712
2 782	2 741	2 709	2 592	2 309	2 014	3 047	2 650			City
275	259	189	256	134	207	59	39			Village
1 333	1 509	1 367	1 473	1 215	1 220	2 467	1 940	<b>Total</b>		General
1 297	1 470	1 334	1 439	1 202	1 182	2 460	1 936			City
36	39	33	34	13	38	7	4			Village
1 724	1 491	1 531	1 375	1 228	1 001	639	749	<b>Total</b>		Vocational and technical
1 485	1 271	1 375	1 153	1 107	832	587	714			City
239	220	156	222	121	169	52	35			Village
2 951	2 850	2 618	2 566	2 153	2 155	2 383	1 782	<b>Total</b>		Niğde TR713
2 793	2 719	2 497	2 436	2 046	2 037	2 340	1 756			City
158	131	121	130	107	118	43	26			Village
1 222	1 506	1 147	1 343	1 005	1 128	1 783	1 187	<b>Total</b>		General
1 222	1 506	1 147	1 343	1 005	1 128	1 783	1 187			City
-	-	-	-	-	-	-	-			Village
1 729	1 344	1 471	1 223	1 148	1 027	600	595	<b>Total</b>		Vocational and technical
1 571	1 213	1 350	1 093	1 041	909	557	569			City
158	131	121	130	107	118	43	26			Village
2 117	2 179	2 053	2 019	1 736	1 698	1 996	1 530	<b>Total</b>		Nevşehir TR714
2 032	2 127	1 961	1 930	1 659	1 620	1 973	1 526			City
85	52	92	89	77	78	23	4			Village
979	1 123	1 006	1 046	870	940	1 542	1 101	<b>Total</b>		General
920	1 073	941	972	812	871	1 526	1 097			City
59	50	65	74	58	69	16	4			Village
1 138	1 056	1 047	973	866	758	454	429	<b>Total</b>		Vocational and technical
1 112	1 054	1 020	958	847	749	447	429			City
26	2	27	15	19	9	7	-			Village
1 846	1 727	1 863	1 628	1 678	1 585	1 700	1 188	<b>Total</b>		Kırşehir TR715
1 846	1 727	1 863	1 628	1 678	1 585	1 700	1 188			City
-	-	-	-	-	-	-	-			Village
797	881	829	865	810	949	1 232	902	<b>Total</b>		General
797	881	829	865	810	949	1 232	902			City
-	-	-	-	-	-	-	-			Village
1 049	846	1 034	763	868	636	468	286	<b>Total</b>		Vocational and technical
1 049	846	1 034	763	868	636	468	286			City
-	-	-	-	-	-	-	-			Village
10 877	10 668	10 211	10 070	9 375	8 701	14 208	10 399	<b>Total</b>		Kayseri TR721
10 877	10 668	10 211	10 070	9 375	8 701	14 208	10 399			City
-	-	-	-	-	-	-	-			Village
4 508	5 034	4 500	4 946	4 603	4 607	10 047	7 349	<b>Total</b>		General
4 508	5 034	4 500	4 946	4 603	4 607	10 047	7 349			City
-	-	-	-	-	-	-	-			Village
6 369	5 634	5 711	5 124	4 772	4 094	4 161	3 050	<b>Total</b>		Vocational and technical
6 369	5 634	5 711	5 124	4 772	4 094	4 161	3 050			City
-	-	-	-	-	-	-	-			Village

## 2.13 İstatistiki Bölge Birimleri Sınıflaması 3. düzey, yerleşim yeri ve doğum yıllarına göre ortaöğretimde öğrenci sayısı (devam)

[2014/15 öğretim yılı başı]

İBBS 3. Düzey		Doğum Yılları - Year of Birth						
		Toplam - Total			2001 ve Sonraki Doğumlar Born in 2001 and After		2000	
		Toplam Total	Erkek Male	Kadın Female	Erkek Male	Kadın Female	Erkek Male	Kadın Female
TR722 Sivas	<b>Toplam</b>	<b>48 606</b>	<b>26 109</b>	<b>22 497</b>	<b>146</b>	<b>218</b>	<b>4 675</b>	<b>4 229</b>
	Şehir	47 758	25 643	22 115	140	211	4 549	4 151
	Köy	848	466	382	6	7	126	78
Genel	<b>Toplam</b>	<b>24 822</b>	<b>12 648</b>	<b>12 174</b>	<b>43</b>	<b>79</b>	<b>1 637</b>	<b>1 995</b>
	Şehir	24 625	12 565	12 060	43	78	1 607	1 969
	Köy	197	83	114	-	1	30	26
Mesleki ve teknik	<b>Toplam</b>	<b>23 784</b>	<b>13 461</b>	<b>10 323</b>	<b>103</b>	<b>139</b>	<b>3 038</b>	<b>2 234</b>
	Şehir	23 133	13 078	10 055	97	133	2 942	2 182
	Köy	651	383	268	6	6	96	52
TR723 Yozgat	<b>Toplam</b>	<b>32 799</b>	<b>16 887</b>	<b>15 912</b>	<b>152</b>	<b>223</b>	<b>2 835</b>	<b>3 010</b>
	Şehir	32 093	16 486	15 607	144	214	2 759	2 965
	Köy	706	401	305	8	9	76	45
Genel	<b>Toplam</b>	<b>16 748</b>	<b>8 252</b>	<b>8 496</b>	<b>59</b>	<b>110</b>	<b>1 107</b>	<b>1 607</b>
	Şehir	16 748	8 252	8 496	59	110	1 107	1 607
	Köy	-	-	-	-	-	-	-
Mesleki ve teknik	<b>Toplam</b>	<b>16 051</b>	<b>8 635</b>	<b>7 416</b>	<b>93</b>	<b>113</b>	<b>1 728</b>	<b>1 403</b>
	Şehir	15 345	8 234	7 111	85	104	1 652	1 358
	Köy	706	401	305	8	9	76	45
TR811 Zonguldak	<b>Toplam</b>	<b>38 656</b>	<b>19 752</b>	<b>18 904</b>	<b>50</b>	<b>80</b>	<b>3 776</b>	<b>3 564</b>
	Şehir	35 878	18 475	17 403	47	74	3 454	3 227
	Köy	2 778	1 277	1 501	3	6	322	337
Genel	<b>Toplam</b>	<b>19 539</b>	<b>8 707</b>	<b>10 832</b>	<b>22</b>	<b>41</b>	<b>1 610</b>	<b>1 970</b>
	Şehir	18 847	8 368	10 479	22	40	1 517	1 880
	Köy	692	339	353	-	1	93	90
Mesleki ve teknik	<b>Toplam</b>	<b>19 117</b>	<b>11 045</b>	<b>8 072</b>	<b>28</b>	<b>39</b>	<b>2 166</b>	<b>1 594</b>
	Şehir	17 031	10 107	6 924	25	34	1 937	1 347
	Köy	2 086	938	1 148	3	5	229	247
TR812 Karabük	<b>Toplam</b>	<b>15 535</b>	<b>8 123</b>	<b>7 412</b>	<b>26</b>	<b>27</b>	<b>1 490</b>	<b>1 364</b>
	Şehir	15 319	8 010	7 309	26	26	1 471	1 340
	Köy	216	113	103	-	1	19	24
Genel	<b>Toplam</b>	<b>8 365</b>	<b>4 101</b>	<b>4 264</b>	<b>8</b>	<b>15</b>	<b>668</b>	<b>729</b>
	Şehir	8 365	4 101	4 264	8	15	668	729
	Köy	-	-	-	-	-	-	-
Mesleki ve teknik	<b>Toplam</b>	<b>7 170</b>	<b>4 022</b>	<b>3 148</b>	<b>18</b>	<b>12</b>	<b>822</b>	<b>635</b>
	Şehir	6 954	3 909	3 045	18	11	803	611
	Köy	216	113	103	-	1	19	24
TR813 Bartın	<b>Toplam</b>	<b>12 002</b>	<b>5 946</b>	<b>6 056</b>	<b>23</b>	<b>35</b>	<b>1 231</b>	<b>1 135</b>
	Şehir	10 694	5 285	5 409	22	30	1 068	973
	Köy	1 308	661	647	1	5	163	162
Genel	<b>Toplam</b>	<b>5 000</b>	<b>2 324</b>	<b>2 676</b>	<b>6</b>	<b>12</b>	<b>385</b>	<b>437</b>
	Şehir	5 000	2 324	2 676	6	12	385	437
	Köy	-	-	-	-	-	-	-
Mesleki ve teknik	<b>Toplam</b>	<b>7 002</b>	<b>3 622</b>	<b>3 380</b>	<b>17</b>	<b>23</b>	<b>846</b>	<b>698</b>
	Şehir	5 694	2 961	2 733	16	18	683	536
	Köy	1 308	661	647	1	5	163	162

2.13 Number of students in secondary education by year of birth and settlement place according to Statistical Regions Level 3 (continued)  
[Beginning of the educational year 2014/'15]

		Doğum Yılları		- Year of Birth						
						1996 ve Önceki Doğumlar				
						Born in 1996 and Before				
1999		1998		1997						
Erkek	Kadın	Erkek	Kadın	Erkek	Kadın	Erkek	Kadın			SR Level 3
Male	Female	Male	Female	Male	Female	Male	Female			
5 208	4 790	4 863	4 623	4 470	4 158	6 747	4 479	<b>Total</b>		Sivas TR722
5 085	4 691	4 754	4 515	4 392	4 081	6 723	4 466	City		
123	99	109	108	78	77	24	13	Village		
1 974	2 349	1 949	2 216	2 093	2 181	4 952	3 354	<b>Total</b>		General
1 954	2 321	1 937	2 188	2 078	2 152	4 946	3 352	City		
20	28	12	28	15	29	6	2	Village		
3 234	2 441	2 914	2 407	2 377	1 977	1 795	1 125	<b>Total</b>		Vocational and technical
3 131	2 370	2 817	2 327	2 314	1 929	1 777	1 114	City		
103	71	97	80	63	48	18	11	Village		
3 493	3 476	3 433	3 330	2 919	2 827	4 055	3 046	<b>Total</b>		Yozgat TR723
3 390	3 424	3 339	3 240	2 831	2 738	4 023	3 026	City		
103	52	94	90	88	89	32	20	Village		
1 398	1 750	1 323	1 568	1 242	1 417	3 123	2 044	<b>Total</b>		General
1 398	1 750	1 323	1 568	1 242	1 417	3 123	2 044	City		
-	-	-	-	-	-	-	-	Village		
2 095	1 726	2 110	1 762	1 677	1 410	932	1 002	<b>Total</b>		Vocational and technical
1 992	1 674	2 016	1 672	1 589	1 321	900	982	City		
103	52	94	90	88	89	32	20	Village		
4 068	3 811	4 011	3 850	3 773	3 502	4 074	4 097	<b>Total</b>		Zonguldak TR811
3 725	3 427	3 719	3 438	3 507	3 181	4 023	4 056	City		
343	384	292	412	266	321	51	41	Village		
1 688	2 190	1 579	1 952	1 385	1 881	2 423	2 798	<b>Total</b>		General
1 608	2 084	1 491	1 867	1 309	1 812	2 421	2 796	City		
80	106	88	85	76	69	2	2	Village		
2 380	1 621	2 432	1 898	2 388	1 621	1 651	1 299	<b>Total</b>		Vocational and technical
2 117	1 343	2 228	1 571	2 198	1 369	1 602	1 260	City		
263	278	204	327	190	252	49	39	Village		
1 645	1 515	1 581	1 534	1 448	1 400	1 933	1 572	<b>Total</b>		Karabük TR812
1 619	1 492	1 551	1 509	1 427	1 376	1 916	1 566	City		
26	23	30	25	21	24	17	6	Village		
770	865	685	834	693	736	1 277	1 085	<b>Total</b>		General
770	865	685	834	693	736	1 277	1 085	City		
-	-	-	-	-	-	-	-	Village		
875	650	896	700	755	664	656	487	<b>Total</b>		Vocational and technical
849	627	866	675	734	640	639	481	City		
26	23	30	25	21	24	17	6	Village		
1 314	1 312	1 238	1 214	1 072	1 114	1 068	1 246	<b>Total</b>		Bartın TR813
1 148	1 136	1 084	1 064	938	982	1 025	1 224	City		
166	176	154	150	134	132	43	22	Village		
458	530	427	493	360	397	688	807	<b>Total</b>		General
458	530	427	493	360	397	688	807	City		
-	-	-	-	-	-	-	-	Village		
856	782	811	721	712	717	380	439	<b>Total</b>		Vocational and technical
690	606	657	571	578	585	337	417	City		
166	176	154	150	134	132	43	22	Village		

## 2.13 İstatistikî Bölge Birimleri Sınıflaması 3. düzey, yerleşim yeri ve doğum yıllarına göre ortaöğretimde öğrenci sayısı (devam)

[2014/15 öğretim yılı başı]

İBBS 3. Düzey		Toplam - Total		2001 ve Sonraki Doğum Yılları - Year of Birth		2000		
		Toplam Total	Erkek Male	Kadın Female	2001 ve Sonraki Doğum Yılları Born in 2001 and After		Erkek Male	Kadın Female
					Erkek Male	Kadın Female		
TR821 Kastamonu	<b>Toplam</b>	<b>22 534</b>	<b>11 484</b>	<b>11 050</b>	<b>64</b>	<b>84</b>	<b>2 019</b>	<b>1 929</b>
	Şehir	22 280	11 375	10 905	62	80	1 991	1 892
	Köy	254	109	145	2	4	28	37
Genel	<b>Toplam</b>	<b>10 896</b>	<b>5 044</b>	<b>5 852</b>	<b>15</b>	<b>26</b>	<b>585</b>	<b>775</b>
	Şehir	10 896	5 044	5 852	15	26	585	775
	Köy	-	-	-	-	-	-	-
Mesleki ve teknik	<b>Toplam</b>	<b>11 638</b>	<b>6 440</b>	<b>5 198</b>	<b>49</b>	<b>58</b>	<b>1 434</b>	<b>1 154</b>
	Şehir	11 384	6 331	5 053	47	54	1 406	1 117
	Köy	254	109	145	2	4	28	37
TR822 Çankırı	<b>Toplam</b>	<b>11 177</b>	<b>5 948</b>	<b>5 229</b>	<b>23</b>	<b>25</b>	<b>933</b>	<b>934</b>
	Şehir	11 177	5 948	5 229	23	25	933	934
	Köy	-	-	-	-	-	-	-
Genel	<b>Toplam</b>	<b>5 398</b>	<b>2 557</b>	<b>2 841</b>	<b>6</b>	<b>15</b>	<b>344</b>	<b>499</b>
	Şehir	5 398	2 557	2 841	6	15	344	499
	Köy	-	-	-	-	-	-	-
Mesleki ve teknik	<b>Toplam</b>	<b>5 779</b>	<b>3 391</b>	<b>2 388</b>	<b>17</b>	<b>10</b>	<b>589</b>	<b>435</b>
	Şehir	5 779	3 391	2 388	17	10	589	435
	Köy	-	-	-	-	-	-	-
TR823 Sinop	<b>Toplam</b>	<b>13 176</b>	<b>6 652</b>	<b>6 524</b>	<b>54</b>	<b>79</b>	<b>1 103</b>	<b>1 104</b>
	Şehir	13 126	6 624	6 502	54	79	1 103	1 102
	Köy	50	28	22	-	-	-	2
Genel	<b>Toplam</b>	<b>7 028</b>	<b>3 169</b>	<b>3 859</b>	<b>13</b>	<b>31</b>	<b>437</b>	<b>518</b>
	Şehir	7 028	3 169	3 859	13	31	437	518
	Köy	-	-	-	-	-	-	-
Mesleki ve teknik	<b>Toplam</b>	<b>6 148</b>	<b>3 483</b>	<b>2 665</b>	<b>41</b>	<b>48</b>	<b>666</b>	<b>586</b>
	Şehir	6 098	3 455	2 643	41	48	666	584
	Köy	50	28	22	-	-	-	2
TR831 Samsun	<b>Toplam</b>	<b>98 698</b>	<b>49 893</b>	<b>48 805</b>	<b>334</b>	<b>487</b>	<b>9 125</b>	<b>8 982</b>
	Şehir	98 698	49 893	48 805	334	487	9 125	8 982
	Köy	-	-	-	-	-	-	-
Genel	<b>Toplam</b>	<b>52 163</b>	<b>24 492</b>	<b>27 671</b>	<b>105</b>	<b>198</b>	<b>3 500</b>	<b>4 427</b>
	Şehir	52 163	24 492	27 671	105	198	3 500	4 427
	Köy	-	-	-	-	-	-	-
Mesleki ve teknik	<b>Toplam</b>	<b>46 535</b>	<b>25 401</b>	<b>21 134</b>	<b>229</b>	<b>289</b>	<b>5 625</b>	<b>4 555</b>
	Şehir	46 535	25 401	21 134	229	289	5 625	4 555
	Köy	-	-	-	-	-	-	-
TR832 Tokat	<b>Toplam</b>	<b>45 194</b>	<b>23 260</b>	<b>21 934</b>	<b>175</b>	<b>305</b>	<b>3 834</b>	<b>3 811</b>
	Şehir	44 825	23 005	21 820	173	305	3 791	3 791
	Köy	369	255	114	2	-	43	20
Genel	<b>Toplam</b>	<b>21 918</b>	<b>10 642</b>	<b>11 276</b>	<b>46</b>	<b>119</b>	<b>1 396</b>	<b>1 709</b>
	Şehir	21 918	10 642	11 276	46	119	1 396	1 709
	Köy	-	-	-	-	-	-	-
Mesleki ve teknik	<b>Toplam</b>	<b>23 276</b>	<b>12 618</b>	<b>10 658</b>	<b>129</b>	<b>186</b>	<b>2 438</b>	<b>2 102</b>
	Şehir	22 907	12 363	10 544	127	186	2 395	2 082
	Köy	369	255	114	2	-	43	20

2.13 Number of students in secondary education by year of birth and settlement place according to Statistical Regions Level 3 (continued)  
[Beginning of the educational year 2014/'15]

Doğum Yılları		Year of Birth				1996 ve Önceki Doğumlar				
1999		1998		1997		Born in 1996 and Before				SR Level 3
Erkek Male	Kadın Female	Erkek Male	Kadın Female	Erkek Male	Kadın Female	Erkek Male	Kadın Female			
2 349	2 280	2 362	2 109	2 172	1 936	2 518	2 712	<b>Total</b>		Kastamonu TR821
2 318	2 248	2 338	2 073	2 154	1 906	2 512	2 706	City		
31	32	24	36	18	30	6	6	Village		
878	1 088	876	996	806	897	1 884	2 070	<b>Total</b>		General
878	1 088	876	996	806	897	1 884	2 070	City		
-	-	-	-	-	-	-	-	Village		
1 471	1 192	1 486	1 113	1 366	1 039	634	642	<b>Total</b>		Vocational and technical
1 440	1 160	1 462	1 077	1 348	1 009	628	636	City		
31	32	24	36	18	30	6	6	Village		
1 186	1 132	1 151	1 058	1 071	1 060	1 584	1 020	<b>Total</b>		Çankırı TR822
1 186	1 132	1 151	1 058	1 071	1 060	1 584	1 020	City		
-	-	-	-	-	-	-	-	Village		
424	606	427	507	378	497	978	717	<b>Total</b>		General
424	606	427	507	378	497	978	717	City		
-	-	-	-	-	-	-	-	Village		
762	526	724	551	693	563	606	303	<b>Total</b>		Vocational and technical
762	526	724	551	693	563	606	303	City		
-	-	-	-	-	-	-	-	Village		
1 414	1 301	1 274	1 243	1 166	1 155	1 641	1 642	<b>Total</b>		Sinop TR823
1 407	1 298	1 269	1 237	1 156	1 146	1 635	1 640	City		
7	3	5	6	10	9	6	2	Village		
579	707	536	644	469	613	1 135	1 346	<b>Total</b>		General
579	707	536	644	469	613	1 135	1 346	City		
-	-	-	-	-	-	-	-	Village		
835	594	738	599	697	542	506	296	<b>Total</b>		Vocational and technical
828	591	733	593	687	533	500	294	City		
7	3	5	6	10	9	6	2	Village		
10 231	10 076	9 702	9 653	8 793	8 593	11 708	11 014	<b>Total</b>		Samsun TR831
10 231	10 076	9 702	9 653	8 793	8 593	11 708	11 014	City		
-	-	-	-	-	-	-	-	Village		
4 267	5 134	4 281	5 070	4 216	4 880	8 123	7 962	<b>Total</b>		General
4 267	5 134	4 281	5 070	4 216	4 880	8 123	7 962	City		
-	-	-	-	-	-	-	-	Village		
5 964	4 942	5 421	4 583	4 577	3 713	3 585	3 052	<b>Total</b>		Vocational and technical
5 964	4 942	5 421	4 583	4 577	3 713	3 585	3 052	City		
-	-	-	-	-	-	-	-	Village		
4 806	4 642	4 586	4 539	4 481	4 334	5 378	4 303	<b>Total</b>		Tokat TR832
4 741	4 621	4 517	4 505	4 428	4 306	5 355	4 292	City		
65	21	69	34	53	28	23	11	Village		
1 975	2 303	1 836	2 110	2 076	2 273	3 313	2 762	<b>Total</b>		General
1 975	2 303	1 836	2 110	2 076	2 273	3 313	2 762	City		
-	-	-	-	-	-	-	-	Village		
2 831	2 339	2 750	2 429	2 405	2 061	2 065	1 541	<b>Total</b>		Vocational and technical
2 766	2 318	2 681	2 395	2 352	2 033	2 042	1 530	City		
65	21	69	34	53	28	23	11	Village		

## 2.13 İstatistiki Bölge Birimleri Sınıflaması 3. düzey, yerleşim yeri ve doğum yıllarına göre ortaöğretimde öğrenci sayısı (devam)

[2014/15 öğretim yılı başı]

İBBS 3. Düzey		Toplam - Total		2001 ve Sonraki Doğumlar Born in 2001 and After		2000		
		Toplam Total	Erkek Male	Kadın Female	Erkek Male	Kadın Female	Erkek Male	Kadın Female
TR833 Çorum	<b>Toplam</b>	<b>38 473</b>	<b>19 700</b>	<b>18 773</b>	<b>75</b>	<b>115</b>	<b>2 801</b>	<b>2 963</b>
	Şehir	38 276	19 569	18 707	74	115	2 782	2 947
	Köy	197	131	66	1	-	19	16
Genel	<b>Toplam</b>	<b>20 706</b>	<b>10 036</b>	<b>10 670</b>	<b>28</b>	<b>51</b>	<b>1 215</b>	<b>1 556</b>
	Şehir	20 706	10 036	10 670	28	51	1 215	1 556
	Köy	-	-	-	-	-	-	-
Mesleki ve teknik	<b>Toplam</b>	<b>17 767</b>	<b>9 664</b>	<b>8 103</b>	<b>47</b>	<b>64</b>	<b>1 586</b>	<b>1 407</b>
	Şehir	17 570	9 533	8 037	46	64	1 567	1 391
	Köy	197	131	66	1	-	19	16
TR834 Amasya	<b>Toplam</b>	<b>24 227</b>	<b>12 499</b>	<b>11 728</b>	<b>57</b>	<b>97</b>	<b>2 342</b>	<b>2 143</b>
	Şehir	23 697	12 075	11 622	52	94	2 240	2 117
	Köy	530	424	106	5	3	102	26
Genel	<b>Toplam</b>	<b>11 361</b>	<b>5 426</b>	<b>5 935</b>	<b>18</b>	<b>37</b>	<b>849</b>	<b>974</b>
	Şehir	11 361	5 426	5 935	18	37	849	974
	Köy	-	-	-	-	-	-	-
Mesleki ve teknik	<b>Toplam</b>	<b>12 866</b>	<b>7 073</b>	<b>5 793</b>	<b>39</b>	<b>60</b>	<b>1 493</b>	<b>1 169</b>
	Şehir	12 336	6 649	5 687	34	57	1 391	1 143
	Köy	530	424	106	5	3	102	26
TR901 Trabzon	<b>Toplam</b>	<b>61 002</b>	<b>31 608</b>	<b>29 394</b>	<b>265</b>	<b>354</b>	<b>5 909</b>	<b>5 406</b>
	Şehir	61 002	31 608	29 394	265	354	5 909	5 406
	Köy	-	-	-	-	-	-	-
Genel	<b>Toplam</b>	<b>28 306</b>	<b>13 842</b>	<b>14 464</b>	<b>87</b>	<b>151</b>	<b>2 357</b>	<b>2 663</b>
	Şehir	28 306	13 842	14 464	87	151	2 357	2 663
	Köy	-	-	-	-	-	-	-
Mesleki ve teknik	<b>Toplam</b>	<b>32 696</b>	<b>17 766</b>	<b>14 930</b>	<b>178</b>	<b>203</b>	<b>3 552</b>	<b>2 743</b>
	Şehir	32 696	17 766	14 930	178	203	3 552	2 743
	Köy	-	-	-	-	-	-	-
TR902 Ordu	<b>Toplam</b>	<b>50 388</b>	<b>25 344</b>	<b>25 044</b>	<b>121</b>	<b>187</b>	<b>5 057</b>	<b>5 068</b>
	Şehir	50 388	25 344	25 044	121	187	5 057	5 068
	Köy	-	-	-	-	-	-	-
Genel	<b>Toplam</b>	<b>21 287</b>	<b>9 770</b>	<b>11 517</b>	<b>30</b>	<b>67</b>	<b>1 640</b>	<b>2 183</b>
	Şehir	21 287	9 770	11 517	30	67	1 640	2 183
	Köy	-	-	-	-	-	-	-
Mesleki ve teknik	<b>Toplam</b>	<b>29 101</b>	<b>15 574</b>	<b>13 527</b>	<b>91</b>	<b>120</b>	<b>3 417</b>	<b>2 885</b>
	Şehir	29 101	15 574	13 527	91	120	3 417	2 885
	Köy	-	-	-	-	-	-	-
TR903 Giresun	<b>Toplam</b>	<b>30 471</b>	<b>15 758</b>	<b>14 713</b>	<b>106</b>	<b>138</b>	<b>2 930</b>	<b>2 693</b>
	Şehir	30 202	15 639	14 563	106	136	2 888	2 657
	Köy	269	119	150	-	2	42	36
Genel	<b>Toplam</b>	<b>14 081</b>	<b>6 725</b>	<b>7 356</b>	<b>39</b>	<b>47</b>	<b>1 032</b>	<b>1 244</b>
	Şehir	14 018	6 691	7 327	39	47	1 020	1 241
	Köy	63	34	29	-	-	12	3
Mesleki ve teknik	<b>Toplam</b>	<b>16 390</b>	<b>9 033</b>	<b>7 357</b>	<b>67</b>	<b>91</b>	<b>1 898</b>	<b>1 449</b>
	Şehir	16 184	8 948	7 236	67	89	1 868	1 416
	Köy	206	85	121	-	2	30	33



2.13 Number of students in secondary education by year of birth and settlement place according to Statistical Regions Level 3 (continued)  
[Beginning of the educational year 2014/'15]

Doğum Yılları		Year of Birth				1996 ve Önceki Doğumlar				
1999		1998		1997		Born in 1996 and Before				SR Level 3
Erkek Male	Kadın Female	Erkek Male	Kadın Female	Erkek Male	Kadın Female	Erkek Male	Kadın Female			
4 041	3 898	4 025	3 862	3 736	3 437	5 022	4 498	<b>Total</b>		Çorum TR833
4 011	3 882	3 994	3 844	3 703	3 426	5 005	4 493		City	
30	16	31	18	33	11	17	5		Village	
1 822	2 026	1 755	2 013	1 784	1 896	3 432	3 128	<b>Total</b>		General
1 822	2 026	1 755	2 013	1 784	1 896	3 432	3 128		City	
-	-	-	-	-	-	-	-		Village	
2 219	1 872	2 270	1 849	1 952	1 541	1 590	1 370	<b>Total</b>		Vocational and technical
2 189	1 856	2 239	1 831	1 919	1 530	1 573	1 365		City	
30	16	31	18	33	11	17	5		Village	
2 604	2 522	2 501	2 477	2 394	2 243	2 601	2 246	<b>Total</b>		Amasya TR834
2 489	2 500	2 410	2 454	2 308	2 216	2 576	2 241		City	
115	22	91	23	86	27	25	5		Village	
1 037	1 233	954	1 158	961	1 113	1 607	1 420	<b>Total</b>		General
1 037	1 233	954	1 158	961	1 113	1 607	1 420		City	
-	-	-	-	-	-	-	-		Village	
1 567	1 289	1 547	1 319	1 433	1 130	994	826	<b>Total</b>		Vocational and technical
1 452	1 267	1 456	1 296	1 347	1 103	969	821		City	
115	22	91	23	86	27	25	5		Village	
6 602	5 995	6 402	5 830	5 745	5 408	6 685	6 401	<b>Total</b>		Trabzon TR901
6 602	5 995	6 402	5 830	5 745	5 408	6 685	6 401		City	
-	-	-	-	-	-	-	-		Village	
2 588	2 972	2 288	2 496	2 505	2 642	4 017	3 540	<b>Total</b>		General
2 588	2 972	2 288	2 496	2 505	2 642	4 017	3 540		City	
-	-	-	-	-	-	-	-		Village	
4 014	3 023	4 114	3 334	3 240	2 766	2 668	2 861	<b>Total</b>		Vocational and technical
4 014	3 023	4 114	3 334	3 240	2 766	2 668	2 861		City	
-	-	-	-	-	-	-	-		Village	
5 596	5 532	5 409	5 235	4 807	4 743	4 354	4 279	<b>Total</b>		Ordu TR902
5 596	5 532	5 409	5 235	4 807	4 743	4 354	4 279		City	
-	-	-	-	-	-	-	-		Village	
1 883	2 355	1 900	2 317	1 825	2 116	2 492	2 479	<b>Total</b>		General
1 883	2 355	1 900	2 317	1 825	2 116	2 492	2 479		City	
-	-	-	-	-	-	-	-		Village	
3 713	3 177	3 509	2 918	2 982	2 627	1 862	1 800	<b>Total</b>		Vocational and technical
3 713	3 177	3 509	2 918	2 982	2 627	1 862	1 800		City	
-	-	-	-	-	-	-	-		Village	
3 315	2 973	3 242	3 075	3 072	2 814	3 093	3 020	<b>Total</b>		Giresun TR903
3 288	2 937	3 220	3 037	3 049	2 785	3 088	3 011		City	
27	36	22	38	23	29	5	9		Village	
1 283	1 486	1 138	1 338	1 192	1 262	2 041	1 979	<b>Total</b>		General
1 276	1 482	1 129	1 324	1 186	1 255	2 041	1 978		City	
7	4	9	14	6	7	-	1		Village	
2 032	1 487	2 104	1 737	1 880	1 552	1 052	1 041	<b>Total</b>		Vocational and technical
2 012	1 455	2 091	1 713	1 863	1 530	1 047	1 033		City	
20	32	13	24	17	22	5	8		Village	

## 2.13 İstatistiki Bölge Birimleri Sınıflaması 3. düzey, yerleşim yeri ve doğum yıllarına göre ortaöğretimde öğrenci sayısı (devam)

[2014/15 öğretim yılı başı]

İBBS 3. Düzey		Toplam - Total		2001 ve Sonraki Doğumlar Born in 2001 and After		2000		
		Toplam Total	Erkek Male	Kadın Female	Erkek Male	Kadın Female	Erkek Male	Kadın Female
TR904 Rize	<b>Toplam</b>	<b>29 146</b>	<b>15 123</b>	<b>14 023</b>	<b>126</b>	<b>120</b>	<b>2 462</b>	<b>2 417</b>
	Şehir	28 285	14 718	13 567	121	116	2 362	2 282
	Köy	861	405	456	5	4	100	135
Genel	<b>Toplam</b>	<b>13 586</b>	<b>6 394</b>	<b>7 192</b>	<b>37</b>	<b>53</b>	<b>1 033</b>	<b>1 175</b>
	Şehir	12 862	6 105	6 757	35	49	957	1 049
	Köy	724	289	435	2	4	76	126
Mesleki ve teknik	<b>Toplam</b>	<b>15 560</b>	<b>8 729</b>	<b>6 831</b>	<b>89</b>	<b>67</b>	<b>1 429</b>	<b>1 242</b>
	Şehir	15 423	8 613	6 810	86	67	1 405	1 233
	Köy	137	116	21	3	-	24	9
TR905 Artvin	<b>Toplam</b>	<b>11 859</b>	<b>6 072</b>	<b>5 787</b>	<b>47</b>	<b>64</b>	<b>1 063</b>	<b>996</b>
	Şehir	10 963	5 517	5 446	39	57	974	911
	Köy	896	555	341	8	7	89	85
Genel	<b>Toplam</b>	<b>6 291</b>	<b>2 911</b>	<b>3 380</b>	<b>19</b>	<b>32</b>	<b>458</b>	<b>537</b>
	Şehir	5 907	2 738	3 169	15	27	415	472
	Köy	384	173	211	4	5	43	65
Mesleki ve teknik	<b>Toplam</b>	<b>5 568</b>	<b>3 161</b>	<b>2 407</b>	<b>28</b>	<b>32</b>	<b>605</b>	<b>459</b>
	Şehir	5 056	2 779	2 277	24	30	559	439
	Köy	512	382	130	4	2	46	20
TR906 Gümüşhane	<b>Toplam</b>	<b>8 858</b>	<b>4 377</b>	<b>4 481</b>	<b>46</b>	<b>59</b>	<b>734</b>	<b>731</b>
	Şehir	8 747	4 315	4 432	45	59	723	720
	Köy	111	62	49	1	-	11	11
Genel	<b>Toplam</b>	<b>4 531</b>	<b>2 360</b>	<b>2 171</b>	<b>24</b>	<b>17</b>	<b>330</b>	<b>359</b>
	Şehir	4 420	2 298	2 122	23	17	319	348
	Köy	111	62	49	1	-	11	11
Mesleki ve teknik	<b>Toplam</b>	<b>4 327</b>	<b>2 017</b>	<b>2 310</b>	<b>22</b>	<b>42</b>	<b>404</b>	<b>372</b>
	Şehir	4 327	2 017	2 310	22	42	404	372
	Köy	-	-	-	-	-	-	-
TRA11 Erzurum	<b>Toplam</b>	<b>59 647</b>	<b>31 701</b>	<b>27 946</b>	<b>632</b>	<b>767</b>	<b>5 296</b>	<b>4 937</b>
	Şehir	59 647	31 701	27 946	632	767	5 296	4 937
	Köy	-	-	-	-	-	-	-
Genel	<b>Toplam</b>	<b>32 851</b>	<b>17 698</b>	<b>15 153</b>	<b>264</b>	<b>381</b>	<b>2 586</b>	<b>2 534</b>
	Şehir	32 851	17 698	15 153	264	381	2 586	2 534
	Köy	-	-	-	-	-	-	-
Mesleki ve teknik	<b>Toplam</b>	<b>26 796</b>	<b>14 003</b>	<b>12 793</b>	<b>368</b>	<b>386</b>	<b>2 710</b>	<b>2 403</b>
	Şehir	26 796	14 003	12 793	368	386	2 710	2 403
	Köy	-	-	-	-	-	-	-
TRA12 Erzincan	<b>Toplam</b>	<b>16 674</b>	<b>8 824</b>	<b>7 850</b>	<b>89</b>	<b>114</b>	<b>1 506</b>	<b>1 485</b>
	Şehir	16 234	8 554	7 680	80	113	1 460	1 453
	Köy	440	270	170	9	1	46	32
Genel	<b>Toplam</b>	<b>8 593</b>	<b>4 305</b>	<b>4 288</b>	<b>31</b>	<b>49</b>	<b>598</b>	<b>775</b>
	Şehir	8 452	4 198	4 254	27	49	579	769
	Köy	141	107	34	4	-	19	6
Mesleki ve teknik	<b>Toplam</b>	<b>8 081</b>	<b>4 519</b>	<b>3 562</b>	<b>58</b>	<b>65</b>	<b>908</b>	<b>710</b>
	Şehir	7 782	4 356	3 426	53	64	881	684
	Köy	299	163	136	5	1	27	26

2.13 Number of students in secondary education by year of birth and settlement place according to Statistical Regions Level 3 (continued)  
[Beginning of the educational year 2014/'15]

Doğum Yılları		Year of Birth				1996 ve Önceki Doğumlar				
1999		1998		1997		Born in 1996 and Before				SR Level 3
Erkek Male	Kadın Female	Erkek Male	Kadın Female	Erkek Male	Kadın Female	Erkek Male	Kadın Female			
<b>2 992</b>	<b>2 615</b>	<b>2 929</b>	<b>2 619</b>	<b>2 700</b>	<b>2 458</b>	<b>3 914</b>	<b>3 794</b>	<b>Total</b>		Rize TR904
2 917	2 513	2 837	2 530	2 611	2 367	3 870	3 759			City
75	102	92	89	89	91	44	35			Village
<b>1 169</b>	<b>1 284</b>	<b>1 078</b>	<b>1 225</b>	<b>1 060</b>	<b>1 206</b>	<b>2 017</b>	<b>2 249</b>	<b>Total</b>		General
1 113	1 188	1 016	1 139	1 001	1 118	1 983	2 214			City
56	96	62	86	59	88	34	35			Village
<b>1 823</b>	<b>1 331</b>	<b>1 851</b>	<b>1 394</b>	<b>1 640</b>	<b>1 252</b>	<b>1 897</b>	<b>1 545</b>	<b>Total</b>		Vocational and technical
1 804	1 325	1 821	1 391	1 610	1 249	1 887	1 545			City
19	6	30	3	30	3	10	-			Village
<b>1 237</b>	<b>1 188</b>	<b>1 163</b>	<b>1 138</b>	<b>1 179</b>	<b>1 078</b>	<b>1 383</b>	<b>1 323</b>	<b>Total</b>		Artvin TR905
1 108	1 103	1 029	1 069	1 042	994	1 325	1 312			City
129	85	134	69	137	84	58	11			Village
<b>557</b>	<b>635</b>	<b>497</b>	<b>603</b>	<b>500</b>	<b>529</b>	<b>880</b>	<b>1 044</b>	<b>Total</b>		General
506	574	455	563	469	490	878	1 043			City
51	61	42	40	31	39	2	1			Village
<b>680</b>	<b>553</b>	<b>666</b>	<b>535</b>	<b>679</b>	<b>549</b>	<b>503</b>	<b>279</b>	<b>Total</b>		Vocational and technical
602	529	574	506	573	504	447	269			City
78	24	92	29	106	45	56	10			Village
<b>901</b>	<b>867</b>	<b>862</b>	<b>984</b>	<b>811</b>	<b>807</b>	<b>1 023</b>	<b>1 033</b>	<b>Total</b>		Gümüşhane TR906
884	849	847	979	799	794	1 017	1 031			City
17	18	15	5	12	13	6	2			Village
<b>423</b>	<b>405</b>	<b>372</b>	<b>385</b>	<b>356</b>	<b>357</b>	<b>855</b>	<b>648</b>	<b>Total</b>		General
406	387	357	380	344	344	849	646			City
17	18	15	5	12	13	6	2			Village
<b>478</b>	<b>462</b>	<b>490</b>	<b>599</b>	<b>455</b>	<b>450</b>	<b>168</b>	<b>385</b>	<b>Total</b>		Vocational and technical
478	462	490	599	455	450	168	385			City
-	-	-	-	-	-	-	-			Village
<b>6 300</b>	<b>5 952</b>	<b>5 612</b>	<b>5 142</b>	<b>4 828</b>	<b>4 489</b>	<b>9 033</b>	<b>6 659</b>	<b>Total</b>		Erzurum TRA11
6 300	5 952	5 612	5 142	4 828	4 489	9 033	6 659			City
-	-	-	-	-	-	-	-			Village
<b>2 967</b>	<b>3 161</b>	<b>2 766</b>	<b>2 642</b>	<b>2 589</b>	<b>2 411</b>	<b>6 526</b>	<b>4 024</b>	<b>Total</b>		General
2 967	3 161	2 766	2 642	2 589	2 411	6 526	4 024			City
-	-	-	-	-	-	-	-			Village
<b>3 333</b>	<b>2 791</b>	<b>2 846</b>	<b>2 500</b>	<b>2 239</b>	<b>2 078</b>	<b>2 507</b>	<b>2 635</b>	<b>Total</b>		Vocational and technical
3 333	2 791	2 846	2 500	2 239	2 078	2 507	2 635			City
-	-	-	-	-	-	-	-			Village
<b>1 759</b>	<b>1 546</b>	<b>1 589</b>	<b>1 579</b>	<b>1 525</b>	<b>1 377</b>	<b>2 356</b>	<b>1 749</b>	<b>Total</b>		Erzincan TRA12
1 694	1 504	1 521	1 539	1 466	1 340	2 333	1 731			City
65	42	68	40	59	37	23	18			Village
<b>708</b>	<b>811</b>	<b>647</b>	<b>764</b>	<b>657</b>	<b>689</b>	<b>1 664</b>	<b>1 200</b>	<b>Total</b>		General
694	799	619	757	623	681	1 656	1 199			City
14	12	28	7	34	8	8	1			Village
<b>1 051</b>	<b>735</b>	<b>942</b>	<b>815</b>	<b>868</b>	<b>688</b>	<b>692</b>	<b>549</b>	<b>Total</b>		Vocational and technical
1 000	705	902	782	843	659	677	532			City
51	30	40	33	25	29	15	17			Village

## 2.13 İstatistiki Bölge Birimleri Sınıflaması 3. düzey, yerleşim yeri ve doğum yıllarına göre ortaöğretimde öğrenci sayısı (devam)

[2014/15 öğretim yılı başı]

İBBS 3. Düzey		Doğum Yılları - Year of Birth						
		Toplam - Total			2001 ve Sonraki Doğumlar Born in 2001 and After		2000	
		Toplam Total	Erkek Male	Kadın Female	Erkek Male	Kadın Female	Erkek Male	Kadın Female
TRA13 Bayburt	<b>Toplam</b>	<b>6 268</b>	<b>3 244</b>	<b>3 024</b>	<b>42</b>	<b>41</b>	<b>572</b>	<b>563</b>
	Şehir	6 179	3 202	2 977	41	41	566	547
	Köy	89	42	47	1	-	6	16
Genel	<b>Toplam</b>	<b>3 365</b>	<b>1 730</b>	<b>1 635</b>	<b>20</b>	<b>16</b>	<b>268</b>	<b>310</b>
	Şehir	3 365	1 730	1 635	20	16	268	310
	Köy	-	-	-	-	-	-	-
Mesleki ve teknik	<b>Toplam</b>	<b>2 903</b>	<b>1 514</b>	<b>1 389</b>	<b>22</b>	<b>25</b>	<b>304</b>	<b>253</b>
	Şehir	2 814	1 472	1 342	21	25	298	237
	Köy	89	42	47	1	-	6	16
TRA21 Ağrı	<b>Toplam</b>	<b>38 811</b>	<b>21 562</b>	<b>17 249</b>	<b>989</b>	<b>880</b>	<b>3 705</b>	<b>3 099</b>
	Şehir	38 708	21 503	17 205	984	874	3 678	3 086
	Köy	103	59	44	5	6	27	13
Genel	<b>Toplam</b>	<b>19 391</b>	<b>10 846</b>	<b>8 545</b>	<b>404</b>	<b>420</b>	<b>1 569</b>	<b>1 471</b>
	Şehir	19 391	10 846	8 545	404	420	1 569	1 471
	Köy	-	-	-	-	-	-	-
Mesleki ve teknik	<b>Toplam</b>	<b>19 420</b>	<b>10 716</b>	<b>8 704</b>	<b>585</b>	<b>460</b>	<b>2 136</b>	<b>1 628</b>
	Şehir	19 317	10 657	8 660	580	454	2 109	1 615
	Köy	103	59	44	5	6	27	13
TRA22 Kars	<b>Toplam</b>	<b>20 093</b>	<b>10 690</b>	<b>9 403</b>	<b>284</b>	<b>357</b>	<b>2 240</b>	<b>2 013</b>
	Şehir	19 670	10 464	9 206	274	347	2 165	1 941
	Köy	423	226	197	10	10	75	72
Genel	<b>Toplam</b>	<b>10 901</b>	<b>5 614</b>	<b>5 287</b>	<b>111</b>	<b>158</b>	<b>930</b>	<b>1 035</b>
	Şehir	10 744	5 513	5 231	108	157	904	1 020
	Köy	157	101	56	3	1	26	15
Mesleki ve teknik	<b>Toplam</b>	<b>9 192</b>	<b>5 076</b>	<b>4 116</b>	<b>173</b>	<b>199</b>	<b>1 310</b>	<b>978</b>
	Şehir	8 926	4 951	3 975	166	190	1 261	921
	Köy	266	125	141	7	9	49	57
TRA23 Iğdır	<b>Toplam</b>	<b>15 628</b>	<b>7 658</b>	<b>7 970</b>	<b>278</b>	<b>356</b>	<b>1 516</b>	<b>1 541</b>
	Şehir	15 290	7 415	7 875	260	346	1 437	1 527
	Köy	338	243	95	18	10	79	14
Genel	<b>Toplam</b>	<b>9 234</b>	<b>4 392</b>	<b>4 842</b>	<b>131</b>	<b>209</b>	<b>816</b>	<b>980</b>
	Şehir	9 234	4 392	4 842	131	209	816	980
	Köy	-	-	-	-	-	-	-
Mesleki ve teknik	<b>Toplam</b>	<b>6 394</b>	<b>3 266</b>	<b>3 128</b>	<b>147</b>	<b>147</b>	<b>700</b>	<b>561</b>
	Şehir	6 056	3 023	3 033	129	137	621	547
	Köy	338	243	95	18	10	79	14
TRA24 Ardahan	<b>Toplam</b>	<b>7 631</b>	<b>3 946</b>	<b>3 685</b>	<b>107</b>	<b>118</b>	<b>721</b>	<b>756</b>
	Şehir	7 494	3 865	3 629	104	115	705	748
	Köy	137	81	56	3	3	16	8
Genel	<b>Toplam</b>	<b>2 932</b>	<b>1 466</b>	<b>1 466</b>	<b>34</b>	<b>39</b>	<b>236</b>	<b>312</b>
	Şehir	2 899	1 447	1 452	34	39	236	312
	Köy	33	19	14	-	-	-	-
Mesleki ve teknik	<b>Toplam</b>	<b>4 699</b>	<b>2 480</b>	<b>2 219</b>	<b>73</b>	<b>79</b>	<b>485</b>	<b>444</b>
	Şehir	4 595	2 418	2 177	70	76	469	436
	Köy	104	62	42	3	3	16	8

2.13 Number of students in secondary education by year of birth and settlement place according to Statistical Regions Level 3 (continued)  
[Beginning of the educational year 2014/'15]

Doğum Yılları		Year of Birth				1996 ve Önceki Doğumlar				
1999		1998		1997		Born in 1996 and Before				SR Level 3
Erkek Male	Kadın Female	Erkek Male	Kadın Female	Erkek Male	Kadın Female	Erkek Male	Kadın Female			
651	640	564	605	614	519	801	656	<b>Total</b>		Bayburt TRA13
638	632	556	587	603	515	798	655			City
13	8	8	18	11	4	3	1			Village
305	315	270	278	315	296	552	420	<b>Total</b>		General
305	315	270	278	315	296	552	420			City
-	-	-	-	-	-	-	-			Village
346	325	294	327	299	223	249	236	<b>Total</b>		Vocational and technical
333	317	286	309	288	219	246	235			City
13	8	8	18	11	4	3	1			Village
4 724	3 894	4 159	3 314	3 218	2 580	4 767	3 482	<b>Total</b>		Ağrı TRA21
4 715	3 883	4 154	3 310	3 205	2 576	4 767	3 476			City
9	11	5	4	13	4	-	6			Village
2 031	1 880	1 836	1 518	1 617	1 229	3 389	2 027	<b>Total</b>		General
2 031	1 880	1 836	1 518	1 617	1 229	3 389	2 027			City
-	-	-	-	-	-	-	-			Village
2 693	2 014	2 323	1 796	1 601	1 351	1 378	1 455	<b>Total</b>		Vocational and technical
2 684	2 003	2 318	1 792	1 588	1 347	1 378	1 449			City
9	11	5	4	13	4	-	6			Village
2 289	2 078	1 918	1 915	1 480	1 429	2 479	1 611	<b>Total</b>		Kars TRA22
2 235	2 023	1 877	1 887	1 441	1 401	2 472	1 607			City
54	55	41	28	39	28	7	4			Village
912	1 049	871	974	812	837	1 978	1 234	<b>Total</b>		General
891	1 040	849	965	787	816	1 974	1 233			City
21	9	22	9	25	21	4	1			Village
1 377	1 029	1 047	941	668	592	501	377	<b>Total</b>		Vocational and technical
1 344	983	1 028	922	654	585	498	374			City
33	46	19	19	14	7	3	3			Village
1 719	1 738	1 457	1 618	1 150	1 301	1 538	1 416	<b>Total</b>		Iğdır TRA23
1 654	1 705	1 420	1 594	1 117	1 291	1 527	1 412			City
65	33	37	24	33	10	11	4			Village
867	1 013	774	972	625	770	1 179	898	<b>Total</b>		General
867	1 013	774	972	625	770	1 179	898			City
-	-	-	-	-	-	-	-			Village
852	725	683	646	525	531	359	518	<b>Total</b>		Vocational and technical
787	692	646	622	492	521	348	514			City
65	33	37	24	33	10	11	4			Village
922	871	791	742	597	600	808	598	<b>Total</b>		Ardahan TRA24
908	865	774	729	578	584	796	588			City
14	6	17	13	19	16	12	10			Village
282	331	213	240	176	216	525	328	<b>Total</b>		General
281	331	208	236	171	209	517	325			City
1	-	5	4	5	7	8	3			Village
640	540	578	502	421	384	283	270	<b>Total</b>		Vocational and technical
627	534	566	493	407	375	279	263			City
13	6	12	9	14	9	4	7			Village

## 2.13 İstatistikî Bölge Birimleri Sınıflaması 3. düzey, yerleşim yeri ve doğum yıllarına göre ortaöğretimde öğrenci sayısı (devam)

[2014/15 öğretim yılı başı]

İBBS 3. Düzey		Doğum Yılları - Year of Birth						
		Toplam - Total			2001 ve Sonraki Doğumular Born in 2001 and After		2000	
		Toplam Total	Erkek Male	Kadın Female	Erkek Male	Kadın Female	Erkek Male	Kadın Female
TRB11 Malatya	<b>Toplam</b>	<b>66 953</b>	<b>35 454</b>	<b>31 499</b>	<b>356</b>	<b>466</b>	<b>5 862</b>	<b>5 660</b>
	Şehir	66 953	35 454	31 499	356	466	5 862	5 660
	Köy	-	-	-	-	-	-	-
Genel	<b>Toplam</b>	<b>36 084</b>	<b>18 905</b>	<b>17 179</b>	<b>119</b>	<b>191</b>	<b>2 441</b>	<b>2 679</b>
	Şehir	36 084	18 905	17 179	119	191	2 441	2 679
	Köy	-	-	-	-	-	-	-
Mesleki ve teknik	<b>Toplam</b>	<b>30 869</b>	<b>16 549</b>	<b>14 320</b>	<b>237</b>	<b>275</b>	<b>3 421</b>	<b>2 981</b>
	Şehir	30 869	16 549	14 320	237	275	3 421	2 981
	Köy	-	-	-	-	-	-	-
TRB12 Elazığ	<b>Toplam</b>	<b>48 238</b>	<b>24 977</b>	<b>23 261</b>	<b>368</b>	<b>493</b>	<b>4 406</b>	<b>4 263</b>
	Şehir	47 398	24 528	22 870	358	480	4 306	4 157
	Köy	840	449	391	10	13	100	106
Genel	<b>Toplam</b>	<b>26 441</b>	<b>13 476</b>	<b>12 965</b>	<b>153</b>	<b>208</b>	<b>2 005</b>	<b>2 136</b>
	Şehir	26 441	13 476	12 965	153	208	2 005	2 136
	Köy	-	-	-	-	-	-	-
Mesleki ve teknik	<b>Toplam</b>	<b>21 797</b>	<b>11 501</b>	<b>10 296</b>	<b>215</b>	<b>285</b>	<b>2 401</b>	<b>2 127</b>
	Şehir	20 957	11 052	9 905	205	272	2 301	2 021
	Köy	840	449	391	10	13	100	106
TRB13 Bingöl	<b>Toplam</b>	<b>23 155</b>	<b>12 490</b>	<b>10 665</b>	<b>278</b>	<b>347</b>	<b>1 940</b>	<b>1 703</b>
	Şehir	23 155	12 490	10 665	278	347	1 940	1 703
	Köy	-	-	-	-	-	-	-
Genel	<b>Toplam</b>	<b>12 788</b>	<b>7 136</b>	<b>5 652</b>	<b>116</b>	<b>147</b>	<b>899</b>	<b>783</b>
	Şehir	12 788	7 136	5 652	116	147	899	783
	Köy	-	-	-	-	-	-	-
Mesleki ve teknik	<b>Toplam</b>	<b>10 367</b>	<b>5 354</b>	<b>5 013</b>	<b>162</b>	<b>200</b>	<b>1 041</b>	<b>920</b>
	Şehir	10 367	5 354	5 013	162	200	1 041	920
	Köy	-	-	-	-	-	-	-
TRB14 Tunceli	<b>Toplam</b>	<b>4 213</b>	<b>2 249</b>	<b>1 964</b>	<b>25</b>	<b>28</b>	<b>331</b>	<b>304</b>
	Şehir	4 213	2 249	1 964	25	28	331	304
	Köy	-	-	-	-	-	-	-
Genel	<b>Toplam</b>	<b>2 539</b>	<b>1 310</b>	<b>1 229</b>	<b>12</b>	<b>14</b>	<b>198</b>	<b>194</b>
	Şehir	2 539	1 310	1 229	12	14	198	194
	Köy	-	-	-	-	-	-	-
Mesleki ve teknik	<b>Toplam</b>	<b>1 674</b>	<b>939</b>	<b>735</b>	<b>13</b>	<b>14</b>	<b>133</b>	<b>110</b>
	Şehir	1 674	939	735	13	14	133	110
	Köy	-	-	-	-	-	-	-
TRB21 Van	<b>Toplam</b>	<b>82 147</b>	<b>44 881</b>	<b>37 266</b>	<b>2 094</b>	<b>2 228</b>	<b>7 702</b>	<b>6 969</b>
	Şehir	82 147	44 881	37 266	2 094	2 228	7 702	6 969
	Köy	-	-	-	-	-	-	-
Genel	<b>Toplam</b>	<b>37 671</b>	<b>22 454</b>	<b>15 217</b>	<b>656</b>	<b>650</b>	<b>2 794</b>	<b>2 476</b>
	Şehir	37 671	22 454	15 217	656	650	2 794	2 476
	Köy	-	-	-	-	-	-	-
Mesleki ve teknik	<b>Toplam</b>	<b>44 476</b>	<b>22 427</b>	<b>22 049</b>	<b>1 438</b>	<b>1 578</b>	<b>4 908</b>	<b>4 493</b>
	Şehir	44 476	22 427	22 049	1 438	1 578	4 908	4 493
	Köy	-	-	-	-	-	-	-

2.13 Number of students in secondary education by year of birth and settlement place according to Statistical Regions Level 3 (continued)  
[Beginning of the educational year 2014/'15]

Doğum Yılları		Year of Birth				1996 ve Önceki Doğumlar				
1999		1998		1997		Born in 1996 and Before				SR Level 3
Erkek	Kadın	Erkek	Kadın	Erkek	Kadın	Erkek	Kadın			
Male	Female	Male	Female	Male	Female	Male	Female			
6 813	6 419	6 372	5 912	5 889	5 398	10 162	7 644	<b>Total</b>		Malatya TRB11
6 813	6 419	6 372	5 912	5 889	5 398	10 162	7 644			City
-	-	-	-	-	-	-	-			Village
2 774	3 026	3 143	3 144	3 288	3 259	7 140	4 880	<b>Total</b>		General
2 774	3 026	3 143	3 144	3 288	3 259	7 140	4 880			City
-	-	-	-	-	-	-	-			Village
4 039	3 393	3 229	2 768	2 601	2 139	3 022	2 764	<b>Total</b>		Vocational and technical
4 039	3 393	3 229	2 768	2 601	2 139	3 022	2 764			City
-	-	-	-	-	-	-	-			Village
4 850	4 679	4 566	4 342	4 196	3 780	6 591	5 704	<b>Total</b>		Elazığ TRB12
4 747	4 587	4 457	4 258	4 126	3 715	6 534	5 673			City
103	92	109	84	70	65	57	31			Village
2 195	2 332	2 144	2 211	2 180	2 136	4 799	3 942	<b>Total</b>		General
2 195	2 332	2 144	2 211	2 180	2 136	4 799	3 942			City
-	-	-	-	-	-	-	-			Village
2 655	2 347	2 422	2 131	2 016	1 644	1 792	1 762	<b>Total</b>		Vocational and technical
2 552	2 255	2 313	2 047	1 946	1 579	1 735	1 731			City
103	92	109	84	70	65	57	31			Village
2 313	2 139	2 188	1 821	1 669	1 496	4 102	3 159	<b>Total</b>		Bingöl TRB13
2 313	2 139	2 188	1 821	1 669	1 496	4 102	3 159			City
-	-	-	-	-	-	-	-			Village
1 005	1 027	1 030	846	926	713	3 160	2 136	<b>Total</b>		General
1 005	1 027	1 030	846	926	713	3 160	2 136			City
-	-	-	-	-	-	-	-			Village
1 308	1 112	1 158	975	743	783	942	1 023	<b>Total</b>		Vocational and technical
1 308	1 112	1 158	975	743	783	942	1 023			City
-	-	-	-	-	-	-	-			Village
430	363	376	370	372	383	715	516	<b>Total</b>		Tunceli TRB14
430	363	376	370	372	383	715	516			City
-	-	-	-	-	-	-	-			Village
228	227	196	227	207	238	469	329	<b>Total</b>		General
228	227	196	227	207	238	469	329			City
-	-	-	-	-	-	-	-			Village
202	136	180	143	165	145	246	187	<b>Total</b>		Vocational and technical
202	136	180	143	165	145	246	187			City
-	-	-	-	-	-	-	-			Village
8 990	7 781	7 698	6 571	5 725	5 081	12 672	8 636	<b>Total</b>		Van TRB21
8 990	7 781	7 698	6 571	5 725	5 081	12 672	8 636			City
-	-	-	-	-	-	-	-			Village
3 324	2 843	3 132	2 353	2 912	2 145	9 636	4 750	<b>Total</b>		General
3 324	2 843	3 132	2 353	2 912	2 145	9 636	4 750			City
-	-	-	-	-	-	-	-			Village
5 666	4 938	4 566	4 218	2 813	2 936	3 036	3 886	<b>Total</b>		Vocational and technical
5 666	4 938	4 566	4 218	2 813	2 936	3 036	3 886			City
-	-	-	-	-	-	-	-			Village

## 2.13 İstatistiki Bölge Birimleri Sınıflaması 3. düzey, yerleşim yeri ve doğum yıllarına göre ortaöğretimde öğrenci sayısı (devam)

[2014/'15 öğretim yılı başı]

İBBS 3. Düzey		Doğum Yılları - Year of Birth						
		Toplam - Total			2001 ve Sonraki Doğumlular Born in 2001 and After		2000	
		Toplam Total	Erkek Male	Kadın Female	Erkek Male	Kadın Female	Erkek Male	Kadın Female
TRB22 Muş	<b>Toplam</b>	<b>29 828</b>	<b>16 991</b>	<b>12 837</b>	<b>593</b>	<b>573</b>	<b>2 629</b>	<b>2 248</b>
	Şehir	28 252	16 202	12 050	552	534	2 455	2 050
	Köy	1 576	789	787	41	39	174	198
Genel	<b>Toplam</b>	<b>13 293</b>	<b>7 550</b>	<b>5 743</b>	<b>178</b>	<b>183</b>	<b>733</b>	<b>756</b>
	Şehir	12 859	7 346	5 513	177	175	680	696
	Köy	434	204	230	1	8	53	60
Mesleki ve teknik	<b>Toplam</b>	<b>16 535</b>	<b>9 441</b>	<b>7 094</b>	<b>415</b>	<b>390</b>	<b>1 896</b>	<b>1 492</b>
	Şehir	15 393	8 856	6 537	375	359	1 775	1 354
	Köy	1 142	585	557	40	31	121	138
TRB23 Bitlis	<b>Toplam</b>	<b>28 197</b>	<b>16 482</b>	<b>11 715</b>	<b>514</b>	<b>425</b>	<b>2 451</b>	<b>2 054</b>
	Şehir	28 197	16 482	11 715	514	425	2 451	2 054
	Köy	-	-	-	-	-	-	-
Genel	<b>Toplam</b>	<b>16 194</b>	<b>9 906</b>	<b>6 288</b>	<b>229</b>	<b>177</b>	<b>1 108</b>	<b>887</b>
	Şehir	16 194	9 906	6 288	229	177	1 108	887
	Köy	-	-	-	-	-	-	-
Mesleki ve teknik	<b>Toplam</b>	<b>12 003</b>	<b>6 576</b>	<b>5 427</b>	<b>285</b>	<b>248</b>	<b>1 343</b>	<b>1 167</b>
	Şehir	12 003	6 576	5 427	285	248	1 343	1 167
	Köy	-	-	-	-	-	-	-
TRB24 Hakkari	<b>Toplam</b>	<b>25 182</b>	<b>13 153</b>	<b>12 029</b>	<b>946</b>	<b>746</b>	<b>2 040</b>	<b>1 872</b>
	Şehir	23 939	12 441	11 498	735	637	1 879	1 726
	Köy	1 243	712	531	211	109	161	146
Genel	<b>Toplam</b>	<b>12 576</b>	<b>6 458</b>	<b>6 118</b>	<b>243</b>	<b>267</b>	<b>672</b>	<b>761</b>
	Şehir	12 576	6 458	6 118	243	267	672	761
	Köy	-	-	-	-	-	-	-
Mesleki ve teknik	<b>Toplam</b>	<b>12 606</b>	<b>6 695</b>	<b>5 911</b>	<b>703</b>	<b>479</b>	<b>1 368</b>	<b>1 111</b>
	Şehir	11 363	5 983	5 380	492	370	1 207	965
	Köy	1 243	712	531	211	109	161	146
TRC11 Gaziantep	<b>Toplam</b>	<b>144 931</b>	<b>76 632</b>	<b>68 299</b>	<b>830</b>	<b>1 086</b>	<b>14 913</b>	<b>14 629</b>
	Şehir	144 931	76 632	68 299	830	1 086	14 913	14 629
	Köy	-	-	-	-	-	-	-
Genel	<b>Toplam</b>	<b>78 695</b>	<b>42 430</b>	<b>36 265</b>	<b>372</b>	<b>525</b>	<b>6 660</b>	<b>7 345</b>
	Şehir	78 695	42 430	36 265	372	525	6 660	7 345
	Köy	-	-	-	-	-	-	-
Mesleki ve teknik	<b>Toplam</b>	<b>66 236</b>	<b>34 202</b>	<b>32 034</b>	<b>458</b>	<b>561</b>	<b>8 253</b>	<b>7 284</b>
	Şehir	66 236	34 202	32 034	458	561	8 253	7 284
	Köy	-	-	-	-	-	-	-
TRC12 Adıyaman	<b>Toplam</b>	<b>56 253</b>	<b>30 010</b>	<b>26 243</b>	<b>430</b>	<b>595</b>	<b>4 928</b>	<b>4 723</b>
	Şehir	53 313	28 360	24 953	376	545	4 565	4 508
	Köy	2 940	1 650	1 290	54	50	363	215
Genel	<b>Toplam</b>	<b>27 833</b>	<b>15 149</b>	<b>12 684</b>	<b>124</b>	<b>195</b>	<b>1 584</b>	<b>1 885</b>
	Şehir	27 833	15 149	12 684	124	195	1 584	1 885
	Köy	-	-	-	-	-	-	-
Mesleki ve teknik	<b>Toplam</b>	<b>28 420</b>	<b>14 861</b>	<b>13 559</b>	<b>306</b>	<b>400</b>	<b>3 344</b>	<b>2 838</b>
	Şehir	25 480	13 211	12 269	252	350	2 981	2 623
	Köy	2 940	1 650	1 290	54	50	363	215



## 2.13 Number of students in secondary education by year of birth and settlement place according to Statistical Regions Level 3 (continued)

[Beginning of the educational year 2014/'15]

Doğum Yılları		Year of Birth				1996 ve Önceki Doğumlar				
Born in 1996 and Before										SR Level 3
1999		1998		1997		1996 ve Önceki Doğumlar				
Erkek	Kadın	Erkek	Kadın	Erkek	Kadın	Erkek	Kadın			
Male	Female	Male	Female	Male	Female	Male	Female			
<b>3 441</b>	<b>2 877</b>	<b>3 117</b>	<b>2 466</b>	<b>2 337</b>	<b>1 789</b>	<b>4 874</b>	<b>2 884</b>	<b>Total</b>		Muş TRB22
3 239	2 675	2 936	2 291	2 211	1 691	4 809	2 809		City	
202	202	181	175	126	98	65	75		Village	
<b>1 102</b>	<b>1 162</b>	<b>1 157</b>	<b>1 123</b>	<b>955</b>	<b>785</b>	<b>3 425</b>	<b>1 734</b>	<b>Total</b>		General
1 042	1 111	1 114	1 065	918	751	3 415	1 715		City	
60	51	43	58	37	34	10	19		Village	
<b>2 339</b>	<b>1 715</b>	<b>1 960</b>	<b>1 343</b>	<b>1 382</b>	<b>1 004</b>	<b>1 449</b>	<b>1 150</b>	<b>Total</b>		Vocational and technical
2 197	1 564	1 822	1 226	1 293	940	1 394	1 094		City	
142	151	138	117	89	64	55	56		Village	
<b>3 255</b>	<b>2 539</b>	<b>2 930</b>	<b>2 230</b>	<b>2 450</b>	<b>1 741</b>	<b>4 882</b>	<b>2 726</b>	<b>Total</b>		Bitlis TRB23
3 255	2 539	2 930	2 230	2 450	1 741	4 882	2 726		City	
-	-	-	-	-	-	-	-		Village	
<b>1 548</b>	<b>1 259</b>	<b>1 579</b>	<b>1 123</b>	<b>1 460</b>	<b>963</b>	<b>3 982</b>	<b>1 879</b>	<b>Total</b>		General
1 548	1 259	1 579	1 123	1 460	963	3 982	1 879		City	
-	-	-	-	-	-	-	-		Village	
<b>1 707</b>	<b>1 280</b>	<b>1 351</b>	<b>1 107</b>	<b>990</b>	<b>778</b>	<b>900</b>	<b>847</b>	<b>Total</b>		Vocational and technical
1 707	1 280	1 351	1 107	990	778	900	847		City	
-	-	-	-	-	-	-	-		Village	
<b>2 285</b>	<b>2 297</b>	<b>2 112</b>	<b>2 129</b>	<b>1 694</b>	<b>1 797</b>	<b>4 076</b>	<b>3 188</b>	<b>Total</b>		Hakkari TRB24
2 148	2 201	2 007	2 039	1 636	1 744	4 036	3 151		City	
137	96	105	90	58	53	40	37		Village	
<b>798</b>	<b>1 053</b>	<b>988</b>	<b>1 109</b>	<b>971</b>	<b>1 038</b>	<b>2 786</b>	<b>1 890</b>	<b>Total</b>		General
798	1 053	988	1 109	971	1 038	2 786	1 890		City	
-	-	-	-	-	-	-	-		Village	
<b>1 487</b>	<b>1 244</b>	<b>1 124</b>	<b>1 020</b>	<b>723</b>	<b>759</b>	<b>1 290</b>	<b>1 298</b>	<b>Total</b>		Vocational and technical
1 350	1 148	1 019	930	665	706	1 250	1 261		City	
137	96	105	90	58	53	40	37		Village	
<b>16 620</b>	<b>15 519</b>	<b>13 829</b>	<b>13 292</b>	<b>11 243</b>	<b>10 517</b>	<b>19 197</b>	<b>13 256</b>	<b>Total</b>		Gaziantep TRC11
16 620	15 519	13 829	13 292	11 243	10 517	19 197	13 256		City	
-	-	-	-	-	-	-	-		Village	
<b>6 778</b>	<b>7 046</b>	<b>6 483</b>	<b>6 015</b>	<b>6 985</b>	<b>5 929</b>	<b>15 152</b>	<b>9 405</b>	<b>Total</b>		General
6 778	7 046	6 483	6 015	6 985	5 929	15 152	9 405		City	
-	-	-	-	-	-	-	-		Village	
<b>9 842</b>	<b>8 473</b>	<b>7 346</b>	<b>7 277</b>	<b>4 258</b>	<b>4 588</b>	<b>4 045</b>	<b>3 851</b>	<b>Total</b>		Vocational and technical
9 842	8 473	7 346	7 277	4 258	4 588	4 045	3 851		City	
-	-	-	-	-	-	-	-		Village	
<b>5 498</b>	<b>5 445</b>	<b>5 071</b>	<b>5 021</b>	<b>4 510</b>	<b>4 300</b>	<b>9 573</b>	<b>6 159</b>	<b>Total</b>		Adıyaman TRC12
5 074	5 117	4 715	4 698	4 218	4 052	9 412	6 033		City	
424	328	356	323	292	248	161	126		Village	
<b>1 833</b>	<b>2 177</b>	<b>2 045</b>	<b>2 171</b>	<b>2 331</b>	<b>2 178</b>	<b>7 232</b>	<b>4 078</b>	<b>Total</b>		General
1 833	2 177	2 045	2 171	2 331	2 178	7 232	4 078		City	
-	-	-	-	-	-	-	-		Village	
<b>3 665</b>	<b>3 268</b>	<b>3 026</b>	<b>2 850</b>	<b>2 179</b>	<b>2 122</b>	<b>2 341</b>	<b>2 081</b>	<b>Total</b>		Vocational and technical
3 241	2 940	2 670	2 527	1 887	1 874	2 180	1 955		City	
424	328	356	323	292	248	161	126		Village	

## 2.13 İstatistiki Bölge Birimleri Sınıflaması 3. düzey, yerleşim yeri ve doğum yıllarına göre ortaöğretimde öğrenci sayısı (devam)

[2014/'15 öğretim yılı başı]

İBBS 3. Düzey		Doğum Yılları - Year of Birth						
		Toplam - Total			2001 ve Sonraki Doğumular Born in 2001 and After		2000	
		Toplam Total	Erkek Male	Kadın Female	Erkek Male	Kadın Female	Erkek Male	Kadın Female
TRC13 Kilis	<b>Toplam</b>	<b>10 617</b>	<b>5 476</b>	<b>5 141</b>	<b>54</b>	<b>91</b>	<b>942</b>	<b>1 040</b>
	Şehir	10 617	5 476	5 141	54	91	942	1 040
	Köy	-	-	-	-	-	-	-
Genel	<b>Toplam</b>	<b>5 163</b>	<b>2 495</b>	<b>2 668</b>	<b>15</b>	<b>37</b>	<b>272</b>	<b>502</b>
	Şehir	5 163	2 495	2 668	15	37	272	502
	Köy	-	-	-	-	-	-	-
Mesleki ve teknik	<b>Toplam</b>	<b>5 454</b>	<b>2 981</b>	<b>2 473</b>	<b>39</b>	<b>54</b>	<b>670</b>	<b>538</b>
	Şehir	5 454	2 981	2 473	39	54	670	538
	Köy	-	-	-	-	-	-	-
TRC21 Şanlıurfa	<b>Toplam</b>	<b>143 541</b>	<b>82 525</b>	<b>61 016</b>	<b>1 794</b>	<b>2 153</b>	<b>13 402</b>	<b>11 724</b>
	Şehir	143 541	82 525	61 016	1 794	2 153	13 402	11 724
	Köy	-	-	-	-	-	-	-
Genel	<b>Toplam</b>	<b>73 064</b>	<b>43 147</b>	<b>29 917</b>	<b>672</b>	<b>814</b>	<b>5 018</b>	<b>4 750</b>
	Şehir	73 064	43 147	29 917	672	814	5 018	4 750
	Köy	-	-	-	-	-	-	-
Mesleki ve teknik	<b>Toplam</b>	<b>70 477</b>	<b>39 378</b>	<b>31 099</b>	<b>1 122</b>	<b>1 339</b>	<b>8 384</b>	<b>6 974</b>
	Şehir	70 477	39 378	31 099	1 122	1 339	8 384	6 974
	Köy	-	-	-	-	-	-	-
TRC22 Diyarbakır	<b>Toplam</b>	<b>141 241</b>	<b>75 743</b>	<b>65 498</b>	<b>1 406</b>	<b>1 527</b>	<b>12 165</b>	<b>11 453</b>
	Şehir	141 241	75 743	65 498	1 406	1 527	12 165	11 453
	Köy	-	-	-	-	-	-	-
Genel	<b>Toplam</b>	<b>73 379</b>	<b>40 648</b>	<b>32 731</b>	<b>400</b>	<b>465</b>	<b>4 029</b>	<b>3 926</b>
	Şehir	73 379	40 648	32 731	400	465	4 029	3 926
	Köy	-	-	-	-	-	-	-
Mesleki ve teknik	<b>Toplam</b>	<b>67 862</b>	<b>35 095</b>	<b>32 767</b>	<b>1 006</b>	<b>1 062</b>	<b>8 136</b>	<b>7 527</b>
	Şehir	67 862	35 095	32 767	1 006	1 062	8 136	7 527
	Köy	-	-	-	-	-	-	-
TRC31 Mardin	<b>Toplam</b>	<b>70 763</b>	<b>39 062</b>	<b>31 701</b>	<b>1 019</b>	<b>1 198</b>	<b>6 399</b>	<b>6 071</b>
	Şehir	70 763	39 062	31 701	1 019	1 198	6 399	6 071
	Köy	-	-	-	-	-	-	-
Genel	<b>Toplam</b>	<b>40 163</b>	<b>22 764</b>	<b>17 399</b>	<b>334</b>	<b>485</b>	<b>2 351</b>	<b>2 572</b>
	Şehir	40 163	22 764	17 399	334	485	2 351	2 572
	Köy	-	-	-	-	-	-	-
Mesleki ve teknik	<b>Toplam</b>	<b>30 600</b>	<b>16 298</b>	<b>14 302</b>	<b>685</b>	<b>713</b>	<b>4 048</b>	<b>3 499</b>
	Şehir	30 600	16 298	14 302	685	713	4 048	3 499
	Köy	-	-	-	-	-	-	-
TRC32 Batman	<b>Toplam</b>	<b>57 374</b>	<b>31 617</b>	<b>25 757</b>	<b>750</b>	<b>787</b>	<b>4 912</b>	<b>4 725</b>
	Şehir	56 969	31 364	25 605	720	771	4 796	4 672
	Köy	405	253	152	30	16	116	53
Genel	<b>Toplam</b>	<b>34 603</b>	<b>19 570</b>	<b>15 033</b>	<b>356</b>	<b>405</b>	<b>2 420</b>	<b>2 491</b>
	Şehir	34 603	19 570	15 033	356	405	2 420	2 491
	Köy	-	-	-	-	-	-	-
Mesleki ve teknik	<b>Toplam</b>	<b>22 771</b>	<b>12 047</b>	<b>10 724</b>	<b>394</b>	<b>382</b>	<b>2 492</b>	<b>2 234</b>
	Şehir	22 366	11 794	10 572	364	366	2 376	2 181
	Köy	405	253	152	30	16	116	53

## 2.13 Number of students in secondary education by year of birth and settlement place according to Statistical Regions Level 3 (continued)

[Beginning of the educational year 2014/'15]

Doğum Yılları		Year of Birth		1996 ve Önceki Doğumular						
1999		1998		1997		Born in 1996 and Before				
Erkek Male	Kadın Female	Erkek Male	Kadın Female	Erkek Male	Kadın Female	Erkek Male	Kadın Female			SR Level 3
1 162	1 170	1 140	1 083	895	849	1 283	908	<b>Total</b>		Kilis TRC13
1 162	1 170	1 140	1 083	895	849	1 283	908	City		
-	-	-	-	-	-	-	-	Village		
366	501	468	525	434	444	940	659	<b>Total</b>		General
366	501	468	525	434	444	940	659	City		
-	-	-	-	-	-	-	-	Village		
796	669	672	558	461	405	343	249	<b>Total</b>		Vocational and technical
796	669	672	558	461	405	343	249	City		
-	-	-	-	-	-	-	-	Village		
16 451	13 162	14 913	11 412	12 225	8 992	23 740	13 573	<b>Total</b>		Şanlıurfa TRC21
16 451	13 162	14 913	11 412	12 225	8 992	23 740	13 573	City		
-	-	-	-	-	-	-	-	Village		
6 166	5 532	6 366	5 031	6 517	4 355	18 408	9 435	<b>Total</b>		General
6 166	5 532	6 366	5 031	6 517	4 355	18 408	9 435	City		
-	-	-	-	-	-	-	-	Village		
10 285	7 630	8 547	6 381	5 708	4 637	5 332	4 138	<b>Total</b>		Vocational and technical
10 285	7 630	8 547	6 381	5 708	4 637	5 332	4 138	City		
-	-	-	-	-	-	-	-	Village		
14 714	13 104	12 801	11 804	10 513	9 642	24 144	17 968	<b>Total</b>		Diyarbakır TRC22
14 714	13 104	12 801	11 804	10 513	9 642	24 144	17 968	City		
-	-	-	-	-	-	-	-	Village		
4 758	4 611	5 906	5 657	6 610	5 662	18 945	12 410	<b>Total</b>		General
4 758	4 611	5 906	5 657	6 610	5 662	18 945	12 410	City		
-	-	-	-	-	-	-	-	Village		
9 956	8 493	6 895	6 147	3 903	3 980	5 199	5 558	<b>Total</b>		Vocational and technical
9 956	8 493	6 895	6 147	3 903	3 980	5 199	5 558	City		
-	-	-	-	-	-	-	-	Village		
7 520	6 722	6 761	5 857	5 559	4 467	11 804	7 386	<b>Total</b>		Mardin TRC31
7 520	6 722	6 761	5 857	5 559	4 467	11 804	7 386	City		
-	-	-	-	-	-	-	-	Village		
2 920	3 070	3 561	3 045	3 706	2 646	9 892	5 581	<b>Total</b>		General
2 920	3 070	3 561	3 045	3 706	2 646	9 892	5 581	City		
-	-	-	-	-	-	-	-	Village		
4 600	3 652	3 200	2 812	1 853	1 821	1 912	1 805	<b>Total</b>		Vocational and technical
4 600	3 652	3 200	2 812	1 853	1 821	1 912	1 805	City		
-	-	-	-	-	-	-	-	Village		
5 924	5 265	5 155	4 669	4 293	3 729	10 583	6 582	<b>Total</b>		Batman TRC32
5 861	5 228	5 132	4 646	4 278	3 709	10 577	6 579	City		
63	37	23	23	15	20	6	3	Village		
2 700	2 701	2 696	2 499	2 814	2 296	8 584	4 641	<b>Total</b>		General
2 700	2 701	2 696	2 499	2 814	2 296	8 584	4 641	City		
-	-	-	-	-	-	-	-	Village		
3 224	2 564	2 459	2 170	1 479	1 433	1 999	1 941	<b>Total</b>		Vocational and technical
3 161	2 527	2 436	2 147	1 464	1 413	1 993	1 938	City		
63	37	23	23	15	20	6	3	Village		

## 2.13 İstatistiki Bölge Birimleri Sınıflaması 3. düzey, yerleşim yeri ve doğum yıllarına göre ortaöğretimde öğrenci sayısı (devam)

[2014/15 öğretim yılı başı]

İBBS 3. Düzey		Doğum Yılları - Year of Birth						
		Toplam - Total			2001 ve Sonraki Doğumlar Born in 2001 and After		2000	
		Toplam Total	Erkek Male	Kadın Female	Erkek Male	Kadın Female	Erkek Male	Kadın Female
TRC33 Şırnak	<b>Toplam</b>	<b>46 075</b>	<b>25 480</b>	<b>20 595</b>	<b>790</b>	<b>804</b>	<b>3 517</b>	<b>3 307</b>
	Şehir	42 533	23 546	18 987	674	721	3 129	2 950
	Köy	3 542	1 934	1 608	116	83	388	357
Genel	<b>Toplam</b>	<b>21 193</b>	<b>12 010</b>	<b>9 183</b>	<b>194</b>	<b>263</b>	<b>734</b>	<b>1 079</b>
	Şehir	21 193	12 010	9 183	194	263	734	1 079
	Köy	-	-	-	-	-	-	-
Mesleki ve teknik	<b>Toplam</b>	<b>24 882</b>	<b>13 470</b>	<b>11 412</b>	<b>596</b>	<b>541</b>	<b>2 783</b>	<b>2 228</b>
	Şehir	21 340	11 536	9 804	480	458	2 395	1 871
	Köy	3 542	1 934	1 608	116	83	388	357
TRC34 Siirt	<b>Toplam</b>	<b>30 460</b>	<b>17 942</b>	<b>12 518</b>	<b>433</b>	<b>474</b>	<b>2 489</b>	<b>2 297</b>
	Şehir	29 371	17 328	12 043	408	438	2 293	2 169
	Köy	1 089	614	475	25	36	196	128
Genel	<b>Toplam</b>	<b>17 269</b>	<b>10 739</b>	<b>6 530</b>	<b>169</b>	<b>154</b>	<b>1 012</b>	<b>924</b>
	Şehir	17 269	10 739	6 530	169	154	1 012	924
	Köy	-	-	-	-	-	-	-
Mesleki ve teknik	<b>Toplam</b>	<b>13 191</b>	<b>7 203</b>	<b>5 988</b>	<b>264</b>	<b>320</b>	<b>1 477</b>	<b>1 373</b>
	Şehir	12 102	6 589	5 513	239	284	1 281	1 245
	Köy	1 089	614	475	25	36	196	128

## 2.13 Number of students in secondary education by year of birth and settlement place according to Statistical Regions Level 3 (continued)

[Beginning of the educational year 2014/'15]

Doğum Yılları		-		Year of Birth		1996 ve Önceki Doğumlar				
1999		1998		1997		Born in 1996 and Before				SR Level 3
Erkek Male	Kadın Female	Erkek Male	Kadın Female	Erkek Male	Kadın Female	Erkek Male	Kadın Female			
<b>4 956</b>	<b>4 613</b>	<b>4 451</b>	<b>4 051</b>	<b>3 459</b>	<b>3 012</b>	<b>8 307</b>	<b>4 808</b>	<b>Total</b>		Şırnak TRC33
4 390	4 217	4 044	3 695	3 188	2 771	8 121	4 633	City		
566	396	407	356	271	241	186	175	Village		
<b>1 375</b>	<b>1 676</b>	<b>1 640</b>	<b>1 617</b>	<b>1 558</b>	<b>1 304</b>	<b>6 509</b>	<b>3 244</b>	<b>Total</b>		General
1 375	1 676	1 640	1 617	1 558	1 304	6 509	3 244	City		
-	-	-	-	-	-	-	-	Village		
<b>3 581</b>	<b>2 937</b>	<b>2 811</b>	<b>2 434</b>	<b>1 901</b>	<b>1 708</b>	<b>1 798</b>	<b>1 564</b>	<b>Total</b>		Vocational and technical
3 015	2 541	2 404	2 078	1 630	1 467	1 612	1 389	City		
566	396	407	356	271	241	186	175	Village		
<b>3 275</b>	<b>2 715</b>	<b>2 965</b>	<b>2 252</b>	<b>2 484</b>	<b>1 774</b>	<b>6 296</b>	<b>3 006</b>	<b>Total</b>		Siirt TRC34
3 128	2 598	2 819	2 140	2 421	1 718	6 259	2 980	City		
147	117	146	112	63	56	37	26	Village		
<b>1 395</b>	<b>1 193</b>	<b>1 447</b>	<b>1 066</b>	<b>1 500</b>	<b>971</b>	<b>5 216</b>	<b>2 222</b>	<b>Total</b>		General
1 395	1 193	1 447	1 066	1 500	971	5 216	2 222	City		
-	-	-	-	-	-	-	-	Village		
<b>1 880</b>	<b>1 522</b>	<b>1 518</b>	<b>1 186</b>	<b>984</b>	<b>803</b>	<b>1 080</b>	<b>784</b>	<b>Total</b>		Vocational and technical
1 733	1 405	1 372	1 074	921	747	1 043	758	City		
147	117	146	112	63	56	37	26	Village		

**2.14 İstatistikî Bölge Birimleri Sınıflaması 3. düzey, Din Öğretimi Genel Müdürlüğü'ne bağlı liselerde okul, öğrenci, öğretmen ve derslik sayısı**

The number of schools, students, teachers and classrooms in upper secondary schools dependent on General Directorate of Religious Education according to Statistical Regions Level 3

[2014/'15 Öğretim yılı başı - Beginning of the educational year 2014/'15]

İBBS 3. Düzey SR Level 3	Okul School	Öğrenci - Student			Öğretmen <sup>(1)</sup> - Teacher <sup>(1)</sup>			Derslik Classroom
		Toplam Total	Erkek Male	Kadın Female	Toplam Total	Erkek Male	Kadın Female	
TR Türkiye - TR Turkey	1 017	546 443	258 397	288 046	35 844	19 609	16 235	20 708
TR100 İstanbul	130	105 305	44 583	60 722	6 359	2 699	3 660	3 674
TR211 Tekirdağ	8	3 252	1 593	1 659	164	76	88	97
TR212 Edirne	4	906	525	381	59	32	27	35
TR213 Kırklareli	4	927	541	386	70	35	35	38
TR221 Balıkesir	14	5 207	2 688	2 519	419	269	150	280
TR222 Çanakkale	8	1 541	879	662	184	108	76	109
TR310 İzmir	31	12 332	5 796	6 536	920	451	469	458
TR321 Aydın	5	3 043	1 723	1 320	223	122	101	108
TR322 Denizli	12	5 256	2 773	2 483	349	229	120	297
TR323 Muğla	10	2 546	1 453	1 093	221	126	95	165
TR331 Manisa	15	6 666	3 486	3 180	477	313	164	286
TR332 Afyonkarahisar	16	4 516	2 099	2 417	311	184	127	211
TR333 Kütahya	13	4 249	2 103	2 146	334	227	107	241
TR334 Uşak	7	1 911	1 086	825	128	80	48	54
TR411 Bursa	34	16 756	6 874	9 882	1 505	810	695	823
TR412 Eskişehir	7	2 129	946	1 183	235	125	110	126
TR413 Bilecik	5	842	454	388	106	60	46	49
TR421 Kocaeli	17	10 164	3 791	6 373	586	317	269	427
TR422 Sakarya	15	6 392	2 783	3 609	380	202	178	238
TR423 Düzce	7	2 621	1 103	1 518	190	114	76	156
TR424 Bolu	5	1 887	896	991	132	74	58	91
TR425 Yalova	1	619	254	365	60	33	27	24
TR510 Ankara	40	25 057	10 841	14 216	1 975	806	1 169	901
TR521 Konya	42	27 035	10 707	16 328	1 704	1 027	677	958
TR522 Karaman	4	2 206	866	1 340	123	89	34	78
TR611 Antalya	22	9 218	4 495	4 723	671	384	287	418
TR612 Isparta	13	3 123	1 528	1 595	328	192	136	197
TR613 Burdur	4	1 305	665	640	109	68	41	84
TR621 Adana	19	10 562	5 077	5 485	652	348	304	462
TR622 Mersin	16	9 939	5 123	4 816	683	392	291	389
TR631 Hatay	18	11 292	5 590	5 702	598	371	227	362
TR632 Kahramanmaraş	11	12 920	5 515	7 405	659	409	250	276
TR633 Osmaniye	6	4 507	1 978	2 529	262	160	102	161
TR711 Kırıkkale	3	984	406	578	71	37	34	47
TR712 Aksaray	6	2 981	1 217	1 764	172	118	54	121
TR713 Niğde	4	2 415	1 112	1 303	149	89	60	87
TR714 Nevşehir	7	2 366	1 097	1 269	167	92	75	51
TR715 Kırşehir	4	1 168	600	568	88	56	32	33

Not. Anadolu İmam Hatip Lisesi okul, öğrenci, öğretmen ve derslik sayıları, mesleki ve teknik ortaöğretim bilgileri içerisinde de yer almaktadır.

Note. The number of schools, students, teachers and classrooms in Anatolia Imam and Preacher Upper Secondary Schools are also included in Vocational and Technical Secondary Education data.

(1) Kadrolu öğretmenleri kapsar.

(1) Includes permanent teaching staff.

## 2.14 İstatistikî Bölge Birimleri Sınıflaması 3. düzey, Din Öğretimi Genel Müdürlüğü'ne bağlı liselerde okul, öğrenci, öğretmen ve derslik sayısı

The number of schools, students, teachers and classrooms in upper secondary schools dependent on General Directorate of Religious Education according to Statistical Regions Level 3

[2014/15 Öğretim yılı başı - Beginning of the educational year 2014/15]

İBBS 3. Düzey SR Level 3	Okul School	Öğrenci - Student			Öğretmen <sup>(1)</sup> - Teacher <sup>(1)</sup>			Derslik Classroom
		Toplam Total	Erkek Male	Kadın Female	Toplam Total	Erkek Male	Kadın Female	
TR721 Kayseri	20	10 176	4 578	5 598	787	513	274	505
TR722 Sivas	13	5 566	2 425	3 141	433	241	192	241
TR723 Yozgat	13	4 773	2 353	2 420	374	224	150	230
TR811 Zonguldak	8	3 218	1 577	1 641	202	132	70	158
TR812 Karabük	2	1 649	804	845	112	65	47	52
TR813 Bartın	2	1 090	561	529	69	43	26	41
TR821 Kastamonu	11	2 629	1 611	1 018	224	141	83	117
TR822 Çankırı	4	860	443	417	76	40	36	44
TR823 Sinop	6	1 388	824	564	111	68	43	70
TR831 Samsun	18	11 673	5 730	5 943	794	488	306	417
TR832 Tokat	8	5 002	2 504	2 498	314	214	100	137
TR833 Çorum	10	5 133	2 571	2 562	327	218	109	199
TR834 Amasya	6	2 774	1 483	1 291	202	135	67	132
TR901 Trabzon	18	6 331	3 072	3 259	469	289	180	312
TR902 Ordu	15	7 623	4 096	3 527	544	318	226	287
TR903 Giresun	15	4 208	2 378	1 830	363	238	125	224
TR904 Rize	11	3 421	1 719	1 702	301	159	142	190
TR905 Artvin	8	1 203	675	528	156	88	68	95
TR906 Gümüşhane	4	1 061	514	547	91	52	39	49
TRA11 Erzurum	16	7 145	3 555	3 590	520	287	233	290
TRA12 Erzincan	2	1 315	506	809	88	53	35	44
TRA13 Bayburt	1	874	377	497	59	29	30	28
TRA21 Ağrı	9	6 905	4 107	2 798	344	162	182	162
TRA22 Kars	7	2 972	1 705	1 267	174	80	94	103
TRA23 Iğdır	1	1 064	397	667	59	30	29	33
TRA24 Ardahan	3	655	372	283	83	35	48	24
TRB11 Malatya	11	7 274	3 322	3 952	513	327	186	256
TRB12 Elazığ	10	4 612	2 008	2 604	346	213	133	149
TRB13 Bingöl	6	3 352	1 840	1 512	232	136	96	108
TRB14 Tunceli	2	103	64	39	12	2	10	8
TRB21 Van	17	10 867	5 333	5 534	602	359	243	391
TRB22 Muş	7	5 006	3 290	1 716	258	113	145	122
TRB23 Bitlis	10	4 104	2 381	1 723	267	145	122	116
TRB24 Hakkari	4	2 465	1 458	1 007	114	50	64	65
TRC11 Gaziantep	17	10 501	5 211	5 290	476	251	225	285
TRC12 Adıyaman	16	8 738	4 261	4 477	569	423	146	245
TRC13 Kilis	2	1 133	631	502	84	50	34	44
TRC21 Şanlıurfa	35	24 721	13 382	11 339	1 249	647	602	911
TRC22 Diyarbakır	20	14 922	8 519	6 403	796	503	293	401
TRC31 Mardin	18	9 540	4 860	4 680	546	338	208	380
TRC32 Batman	8	5 076	2 060	3 016	295	178	117	100
TRC33 Şırnak	7	3 107	1 578	1 529	140	77	63	123
TRC34 Siirt	9	4 069	2 016	2 053	246	131	115	208

Not. Anadolu İmam Hatip Lisesi okul, öğrenci, öğretmen ve derslik sayıları, mesleki ve teknik ortaöğretim bilgileri içerisinde de yer almaktadır.

Note. The number of schools, students, teachers and classrooms in Anatolia Imam and Preacher Upper Secondary Schools are also included in Vocational and Technical Secondary Education data.

(1) Kadrolu öğretmenleri kapsar.

(1) Includes permanent teaching staff.

## 2.15 İstatistikî Bölge Birimleri Sınıflaması 3. düzeye göre taşınmalı ortaöğretim yapılan öğrenci sayıları

Number of students transporting secondary school by Statistical Regions Level 3

[2014/15 Öğretim yılı başı - Beginning of the educational year 2014/15 ]

İBBS - 3. Düzey SR - Level 3	Taşınılan Merkez Okul Sayısı <sup>(1)</sup> Number of Transporting Central Schools <sup>(1)</sup>	Taşınan Öğrenci Sayısı Number of Transported Students		
		Toplam Total	Erkek Male	Kadın Female
TR Türkiye TR Turkey	4 649	475 594	252 538	223 056
TR100 İstanbul	44	16 138	10 196	5 942
TR211 Tekirdağ	53	3 678	2 208	1 470
TR212 Edirne	49	3 167	1 679	1 488
TR213 Kırklareli	42	3 118	1 605	1 513
TR221 Balıkesir	135	9 037	4 591	4 446
TR222 Çanakkale	72	4 766	2 453	2 313
TR310 İzmir	98	7 162	3 578	3 584
TR321 Aydın	78	6 074	2 937	3 137
TR322 Denizli	85	6 427	3 119	3 308
TR323 Muğla	77	12 638	6 384	6 254
TR331 Manisa	93	11 834	6 330	5 504
TR332 Afyonkarahisar	108	6 221	3 243	2 978
TR333 Kütahya	79	4 023	2 044	1 979
TR334 Uşak	32	2 743	1 509	1 234
TR411 Bursa	98	8 405	4 065	4 340
TR412 Eskişehir	19	619	298	321
TR413 Bilecik	33	1 065	547	518
TR421 Kocaeli	86	3 447	1 719	1 728
TR422 Sakarya	58	5 199	2 744	2 455
TR423 Düzce	43	5 163	2 728	2 435
TR424 Bolu	37	2 285	1 168	1 117
TR425 Yalova	16	69	24	45
TR510 Ankara	74	3 574	1 836	1 738
TR521 Konya	158	15 777	7 955	7 822
TR522 Karaman	35	1 872	950	922
TR611 Antalya	89	7 747	3 993	3 754
TR612 Isparta	58	3 897	2 113	1 784
TR613 Burdur	49	3 053	1 573	1 480
TR621 Adana	90	8 294	4 251	4 043
TR622 Mersin	83	6 497	3 242	3 255
TR631 Hatay	117	23 583	12 245	11 338
TR632 Kahramanmaraş	62	9 181	5 159	4 022
TR633 Osmaniye	53	6 454	3 514	2 940
TR711 Kırıkkale	38	625	328	297
TR712 Aksaray	50	3 170	1 645	1 525
TR713 Niğde	43	2 312	1 291	1 021
TR714 Nevşehir	45	2 637	1 288	1 349

(1) Taşınılan Merkez Okul: Çevredeki yerleşim birimlerinden öğrencilerin eğitim öğretim görmek amacıyla taşındıkları okul.

(1) Central transporting school: School to which students from nearby areas are transported in order to receive education.



## 2.15 İstatistiki Bölge Birimleri Sınıflaması 3. düzeye göre taşınmalı ortaöğretim öğrenci sayıları (devam)

Number of students transporting secondary school by Statistical Regions Level 3

[2014/'15 Öğretim yılı başı - Beginning of the educational year 2014/'15]

İBBS - 3. Düzey SR - Level 3	Taşınılan Merkez Okul Sayısı <sup>(1)</sup> Number of Transporting Central Schools <sup>(1)</sup>	Taşınan Öğrenci Sayısı Number of Transported Students		
		Toplam Total	Erkek Male	Kadın Female
TR715 Kırşehir	34	1 758	879	879
TR721 Kayseri	61	3 572	1 705	1 867
TR722 Sivas	60	3 190	1 652	1 538
TR723 Yozgat	47	5 265	2 594	2 671
TR811 Zonguldak	66	7 690	4 021	3 669
TR812 Karabük	30	666	307	359
TR813 Bartın	25	1 612	834	778
TR821 Kastamonu	22	2 065	970	1 095
TR822 Çankırı	15	591	297	294
TR823 Sinop	35	2 004	971	1 033
TR831 Samsun	117	17 639	8 814	8 825
TR832 Tokat	80	8 153	4 274	3 879
TR833 Çorum	60	4 436	2 314	2 122
TR834 Amasya	48	3 538	1 929	1 609
TR901 Trabzon	111	9 037	4 789	4 248
TR902 Ordu	84	7 738	3 801	3 937
TR903 Giresun	75	4 096	1 920	2 176
TR904 Rize	58	2 886	1 368	1 518
TR905 Artvin	28	1 462	809	653
TR906 Gümüşhane	9	92	39	53
TRA11 Erzurum	68	5 293	3 008	2 285
TRA12 Erzincan	34	1 323	686	637
TRA13 Bayburt	13	1 276	669	607
TRA21 Ağrı	47	8 315	4 562	3 753
TRA22 Kars	33	4 921	2 621	2 300
TRA23 Iğdır	23	3 141	1 559	1 582
TRA24 Ardahan	15	1 903	1 139	764
TRB11 Malatya	92	7 897	3 586	4 311
TRB12 Elazığ	58	4 538	2 269	2 269
TRB13 Bingöl	27	2 942	1 625	1 317
TRB14 Tunceli	6	179	87	92
TRB21 Van	83	19 368	10 177	9 191
TRB22 Muş	37	5 681	3 537	2 144
TRB23 Bitlis	42	2 664	1 708	956
TRB24 Hakkari	23	5 339	2 901	2 438
TRC11 Gaziantep	83	5 978	2 869	3 109
TRC12 Adıyaman	71	8 160	4 232	3 928
TRC13 Kilis	10	617	347	270
TRC21 Şanlıurfa	81	24 315	15 471	8 844
TRC22 Diyarbakır	60	21 619	12 005	9 614
TRC31 Mardin	70	14 141	7 582	6 559
TRC32 Batman	50	5 248	2 844	2 404
TRC33 Şırnak	46	8 577	4 684	3 893
TRC34 Siirt	33	2 718	1 531	1 187

**2.16 Öğretim yılına göre mesleki ve teknik ortaöğretim mezunlarının toplam ortaöğretim mezunları içindeki oranı**

The ratio of graduates from vocational and technical secondary education to total graduates from secondary education according to education years

Öğretim Yılı Educational Year	Ortaöğretim Secondary Education			Genel Ortaöğretim General Secondary Education			Mesleki ve Teknik Ortaöğretim Vocational and Technical Secondary Education			Mesleki ve Teknik Ortaöğretim Mezunlarının Ortaöğretim İçindeki Oranı The Ratio of Graduates from Vocational and Technical Secondary Education to Total Graduates from Secondary Education		
	Toplam Total	Erkek Male	Kadın Female	Toplam Total	Erkek Male	Kadın Female	Toplam Total	Erkek Male	Kadın Female	Toplam% Total%	Erkek% Male%	Kadın% Female%
2003/04	683 350	376 730	306 620	451 082	236 193	214 889	232 268	140 537	91 731	33,99	37,30	29,92
2004/05	590 834	321 847	268 987	379 511	197 188	182 323	211 323	124 659	86 664	35,77	38,73	32,22
2005/06	645 328	352 384	292 944	410 109	210 633	199 476	235 219	141 751	93 468	36,45	40,23	31,91
2006/07	729 535	401 916	327 619	465 809	239 958	225 851	263 726	161 958	101 768	36,15	40,30	31,06
2007/08	321 741	182 058	139 683	213 506	115 530	97 976	108 235	66 528	41 707	33,64	36,54	29,86
2008/09	548 894	264 988	283 906	366 444	169 351	197 093	182 450	95 637	86 813	33,24	36,09	30,58
2009/10	662 894	342 017	320 877	399 478	193 784	205 694	263 416	148 233	115 183	39,74	43,34	35,90
2010/11	706 512	360 783	345 729	392 064	188 269	203 795	314 448	172 514	141 934	44,51	47,82	41,05
2011/12	712 702	355 457	357 245	380 548	179 947	200 601	332 154	175 510	156 644	46,60	49,38	43,85
2012/13	727 792	362 676	365 116	388 522	181 534	206 988	339 270	181 142	158 128	46,62	49,95	43,31
2013/14	856 809	426 730	430 079	429 943	205 792	224 151	426 866	220 938	205 928	49,82	51,77	47,88

Not. 2013-2014 eğitim öğretim yılından itibaren açık öğretim öğrencileri dahil edilmiştir.

Note. Open education students are included as of 2013/14 educational year.

## 2.17 Yaygın eğitim kurumlarının türlerine göre kurum, kursiyer, öğretmen ve derslik sayısı

Number of institutions, participants, teachers and classrooms by kind of non-formal education institutions

[2013/14 Öğretim yılı sonu - End of the Educational year 2013/14]

Kurum Türü Kind of Institution	Kurum Institution	Kursiyer Sayısı Number of participants			Öğretmen Teacher			Derslik Classroom
		Toplam Total	Erkek Male	Kadın Female	Toplam Total	Erkek Male	Kadın Female	
<b>Genel Toplam</b> General Total	<b>13 739</b>	<b>9 908 286</b>	<b>5 452 264</b>	<b>4 456 022</b>	<b>100 834</b>	<b>54 845</b>	<b>45 989</b>	<b>103 809</b>
<b>Yaygın Eğitim (Resmi)</b> Non-Formal Education (Public)	<b>1 636</b>	<b>6 667 164</b>	<b>3 417 576</b>	<b>3 249 588</b>	<b>16 035</b>	<b>9 354</b>	<b>6 681</b>	<b>9 063</b>
<b>Mesleki Eğitim Merkezi <sup>(1)</sup></b> Vocational Training Center <sup>(1)</sup>	312	213 028	169 114	43 914	4 803	3 795	1 008	2 199
<b>Kız Teknik Olgunlaşma Enstitüsü</b> Girls Mature Technical Institute	15	11 182	2 817	8 365	482	42	440	48
<b>Halk Eğitim Merkezi</b> Public Training Center	987	6 334 884	3 174 840	3 160 044	7 262	3 470	3 792	5 908
<b>Turizm Eğitim Merkezi</b> Tourism Training Center	10	859	587	272	103	67	36	53
<b>Bilim ve Sanat Merkezi (Üstün veya Özel Yetenekliler)</b> Science and Art Center (Superior or Special Talented)	72	14 493	7 714	6 779	562	347	215	798
<b>Rehberlik Araştırma Merkezi <sup>(2)</sup></b> Counseling and Research Center <sup>(2)</sup>	228	488 543	296 170	192 373	2 823	1 633	1 190	57
<b>Meslek Kursları (3308 say.yasaya göre) <sup>(3)(4)</sup></b> Vocational Courses (by law of 3308) <sup>(3)(4)</sup>	-	92 718	62 504	30 214	-	-	-	-
<b>Yetişkinler Teknik Eğitim Merkezi <sup>(3)</sup></b> Adults Technical Education Center <sup>(3)</sup>	12	-	-	-	-	-	-	-
<b>Yaygın Eğitim (Özel)</b> Non-Formal Education (Private)	<b>12 103</b>	<b>3 241 122</b>	<b>2 034 688</b>	<b>1 206 434</b>	<b>84 799</b>	<b>45 491</b>	<b>39 308</b>	<b>94 746</b>
<b>Özel Dershaneler</b> Private Teaching Centers	3 185	1 062 890	534 991	527 899	40 137	22 376	17 761	41 340
<b>Motorlu Taşıt Sürücülere Kursu</b> Motor Vehicles Drivers Course	3 430	1 566 659	1 146 475	420 184	17 784	13 038	4 746	10 923
<b>Muhtelif Kurslar</b> Various Courses	2 692	252 260	139 600	112 660	6 094	3 225	2 869	12 423
<b>Özel Eğitim ve Rehabilitasyon Merkezi</b> Special Education and Rehabilitation Center	1 902	326 081	195 420	130 661	18 847	6 244	12 603	27 095
<b>Özel Eğitim Okulu (Yaygın Eğitim)</b> Private Special Education School (Non-Formal Education)	53	4 449	2 681	1 768	-	-	-	-
<b>Özel Etüt Eğitim Merkezi</b> Private Etude Training Center	841	28 783	15 521	13 262	1 937	608	1 329	2 965

Not. Yaygın eğitim bilgileri, biten eğitim ve öğretim yılı itibarıyla alınmaktadır, 2013/14.

Note. Non-formal education data are given by the end of educational year, 2013/14.

(1) Mesleki eğitim merkezleri bağımsız olarak gösterilmiştir.

(1) Vocational training centers are shown independently.

(2) Rehberlik araştırma merkezindeki öğrenci sayıları toplam sayıya dahil edilmemiştir. Öğrenci sayıları rehberlik araştırma merkezine başvuranların sayısıdır. (1 Ocak 2014 - 31 Aralık 2014)

(2) Number of students studying at the Guidance Research Center are not included in the total. Number of students are the number of applicants to the Guidance Research Centers.

(3) Bağlı buldukları meslek lisesinde gösterilmiştir.

(3) Shown in their vocational high schools.

(4) Bu kurslar, mesleki ve teknik okullar ile yaygın eğitim kurumlanca açıldığından kurum ve öğretmen sayısı verilmemiştir.

(4) Since vocational courses opened in their institutions, number of institutions and teachers are not shown.

## 3.1 Öğretim dairelerine göre burslu öğrenci sayısı, 2008-2014

Number of scholarship students by General Directorate/Department, 2008-2014

Öğretim daireleri General Directorate/Department	2008	2009	2010	2011	2012	2013	2014
<b>Genel toplam</b> General total	<b>172 940</b>	<b>184 295</b>	<b>212 103</b>	<b>234 188</b>	<b>254 128</b>	<b>254 833</b>	<b>243 117</b>
<b>Temel Eğitim Genel Müdürlüğü</b> General Directorate of Basic Education	63 207	69 424	81 882	98 402	101 444	84 150	65 803
<b>Ortaöğretim Genel Müdürlüğü</b> General Directorate of Secondary Education	81 414	81 433	91 382	121 054	133 072	143 017	145 815
<b>Mesleki ve Teknik Eğitim Genel Müdürlüğü</b> General Directorate of Vocational and Technical Education	8 532	9 046	9 288	8 767	10 775	15 516	16 112
<b>Öğretmen Yetiştirme ve Eğitimi Genel Müdürlüğü <sup>(1)</sup></b> General Directorate of Teacher Training and Education <sup>(1)</sup>	16 850	20 418	24 395	-	-	-	-
<b>Din Öğretimi Genel Müdürlüğü</b> General Directorate of Religious Education	2 831	3 857	5 021	5 815	8 706	11 908	15 107
<b>Özel Eğitim ve Rehberlik Hizmetleri Genel Müdürlüğü</b> General Directorate of Special Education Guidance and Counselling Services	106	117	135	150	131	242	277
<b>Yükseköğretim ve Yurt Dışı Eğitim Genel Müdürlüğü</b> General Directorate of Higher Education and Study Abroad	-	-	-	-	-	-	3

(1) 2011-2012 öğretim yılından itibaren Anadolu Öğretmen Liseleri Ortaöğretim Genel Müdürlüğüne bağlanmıştır.

(1) Since the Educational Year 2011-2012 Anatolian Teacher High Schools are connected to General Directorate of Secondary Education

## 3.2 İlköğretim ve ortaöğretim kurumlarında burslu öğrenci sayısı

Number of scholarship students in primary and secondary education institutions

[2014/15 Öğretim yılı - The educational year 2014/15]

Öğretim daireleri General Directorate/Department	Burslu öğrenci sayısı - Scholarship student		
	Toplam Total	Erkek Male	Kadın Female
<b>Genel toplam - General total</b>	<b>243 117</b>	<b>118 051</b>	<b>125 066</b>
<b>Temel Eğitim Genel Müdürlüğü</b> General Directorate of Basic Education	<b>65 803</b>	31 906	33 897
<b>Ortaöğretim Genel Müdürlüğü</b> General Directorate of Secondary Education	<b>145 815</b>	69 487	76 328
<b>Mesleki ve Teknik Eğitim Genel Müdürlüğü</b> General Directorate of Secondary Education	<b>16 112</b>	8 144	7 968
<b>Din Öğretimi Genel Müdürlüğü</b> General Directorate of Religious Education	<b>15 107</b>	8 344	6 763
<b>Özel Eğitim ve Rehberlik Hizmetleri Genel Müdürlüğü</b> General Directorate of Special Education Guidance and Counselling Services	<b>277</b>	168	109
<b>Yükseköğretim ve Yurt Dışı Eğitim Genel Müdürlüğü</b> General Directorate of Higher Education and Study Abroad	<b>3</b>	2	1

## 3.3 Öğretim dairelerine göre pansiyon sayısı, pansiyon kapasitesi ve pansiyonlarda kalan öğrenci sayısı

Number of student boarding houses, their capacities and students in boarding houses by General Directorate/Department  
[2014/15 Öğretim yılı - The education year 2014/15]

Öğretim dairesi General Directorate/Department	Pansiyonlu Okul Sayısı Number of Schools with Boarding Houses	Pansiyon Kapasitesi Capacity of Boarding Houses	Paralı Yatılı Öğrenci Sayısı Number of Boarding Students Subject to Payment	Parasız Yatılı Öğrenci Sayısı Number of Boarding Students Exempt From Payment	Pansiyonda Kalan Öğrenci Sayısı Number of Students in Boarding Houses		
					Toplam Total	Erkek Male	Kadın Female
<b>Genel Toplam - General Total</b>	<b>2 514</b>	<b>466 821</b>	<b>15 567</b>	<b>316 319</b>	<b>331 886</b>	<b>181 025</b>	<b>150 861</b>
<b>Temel Eğitim Genel Müdürlüğü</b> General Directorate of Basic Education	385	118 276	-	73 989	73 989	40 182	33 807
<b>Ortaöğretim Genel Müdürlüğü</b> General Directorate of Secondary Education	908	170 473	13 236	118 550	131 786	61 827	69 959
<b>Mesleki ve Teknik Eğitim Genel Müdürlüğü</b> General Directorate of Vocational and Technical Education	678	107 507	1 815	75 807	77 622	38 984	38 638
<b>Din Öğretimi Genel Müdürlüğü</b> General Directorate of Religious Education	463	64 106	516	45 904	46 420	38 698	7 722
<b>Özel Eğitim ve Rehberlik Hizmetleri Gen. Müd.</b> General Directorate of Special Education and Guidance Services	80	6 459	-	2 069	2 069	1 334	735

## 3.4 İstatistik Bölge Birimleri Sınıflaması 3. düzeye göre resmi pansiyonlu okullarda kalan öğrenci sayısı ve pansiyon kapasitesi

Number of public dormitories, their capacities and students in public dormitories by Statistical Regions Level 3  
[2014/15 Öğretim yılı - The educational year 2014/15]

İBBS - 3. Düzey SR - Level 3	Pansiyonlu Okul Sayısı Number of Schools with Boarding Houses	Pansiyon Kapasitesi Capacity of Boarding House	Yatılı Öğrenci Sayısı Number of Boarding Students			İBBS - 3. Düzey SR - Level 3	Pansiyonlu Okul Sayısı Number of Schools with Boarding Houses	Pansiyon Kapasitesi Capacity of Boarding House	Yatılı Öğrenci Sayısı Number of Boarding Students		
			Toplam Total	Erkek Male	Kız Female				Toplam Total	Erkek Male	Kız Female
<b>Toplam - Total</b>	<b>2 514</b>	<b>466 821</b>	<b>331 886</b>	<b>181 025</b>	<b>150 861</b>	<b>TR723 Yozgat</b>	41	6 503	5 012	2 461	2 551
TR100 İstanbul	51	7 303	5 088	2 992	2 096	TR811 Zonguldak	17	2 409	1 634	1 011	623
TR211 Tekirdağ	12	1 970	1 320	676	644	TR812 Karabük	10	1 347	1 018	593	425
TR212 Edirne	14	2 127	1 296	613	683	TR813 Bartın	11	1 743	1 094	471	623
TR213 Kırklareli	11	1 284	858	625	233	TR821 Kastamonu	57	10 348	5 924	3 205	2 719
TR221 Balıkesir	37	5 865	4 723	2 865	1 858	TR822 Çankırı	22	3 800	2 105	1 203	902
TR222 Çanakkale	21	2 609	1 623	1 084	539	TR823 Sinop	21	4 434	3 704	1 959	1 745
TR310 İzmir	41	6 114	3 901	2 253	1 648	TR831 Samsun	55	9 472	6 404	3 637	2 767
TR321 Aydın	19	3 035	2 431	1 354	1 077	TR832 Tokat	44	7 245	5 186	2 774	2 412
TR322 Denizli	34	4 862	3 761	2 295	1 466	TR833 Çorum	40	6 577	4 255	2 135	2 120
TR323 Muğla	24	3 204	2 474	1 342	1 132	TR834 Amasya	25	4 780	3 311	1 709	1 602
TR331 Manisa	45	6 805	5 550	2 846	2 704	TR901 Trabzon	32	5 643	4 034	1 847	2 187
TR332 Afyonkarahisar	43	6 127	4 294	2 323	1 971	TR902 Ordu	50	8 239	6 078	3 474	2 604
TR333 Kütahya	46	6 430	4 230	2 405	1 825	TR903 Giresun	46	7 382	5 189	3 184	2 005
TR334 Uşak	17	3 104	2 186	728	1 458	TR904 Rize	23	3 381	2 222	1 438	784
TR411 Bursa	40	6 073	4 020	2 799	1 221	TR905 Artvin	27	4 459	2 897	1 427	1 470
TR412 Eskişehir	23	3 434	2 443	1 218	1 225	TR906 Gümüşhane	28	5 968	3 848	1 900	1 948
TR413 Bilecik	13	1 617	1 344	762	582	TRA11 Erzurum	70	16 744	12 264	6 463	5 801
TR421 Kocaeli	15	2 072	1 110	706	404	TRA12 Erzincan	18	4 027	1 957	1 151	806
TR422 Sakarya	12	1 341	1 054	695	359	TRA13 Bayburt	10	1 967	1 329	685	644
TR423 Düzce	12	1 567	886	602	284	TRA21 Ağrı	47	12 546	9 753	5 395	4 358
TR424 Bolu	22	2 936	2 214	1 443	771	TRA22 Kars	38	8 326	6 282	2 926	3 356
TR425 Yalova	5	620	442	200	242	TRA23 Iğdır	14	3 677	3 064	1 090	1 974
TR510 Ankara	65	9 741	5 549	3 059	2 490	TRA24 Ardahan	20	4 368	3 264	1 485	1 779
TR521 Konya	59	7 866	5 070	3 282	1 788	TRB11 Malatya	36	5 853	3 370	2 387	983
TR522 Karaman	17	3 662	2 294	1 072	1 222	TRB12 Elazığ	31	5 059	3 745	2 126	1 619
TR611 Antalya	47	8 089	5 347	2 707	2 640	TRB13 Bingöl	35	8 651	5 842	3 231	2 611
TR612 Isparta	39	5 400	4 020	2 203	1 817	TRB14 Tunceli	14	2 722	1 424	725	699
TR613 Burdur	15	2 498	1 652	954	698	TRB21 Van	69	16 385	13 590	7 673	5 917
TR621 Adana	42	8 212	5 973	2 918	3 055	TRB22 Muş	54	15 995	13 850	7 603	6 247
TR622 Mersin	40	6 690	5 100	2 881	2 219	TRB23 Bitlis	50	14 999	12 959	7 548	5 411
TR631 Hatay	29	5 816	4 217	2 693	1 524	TRB24 Hakkari	25	7 282	4 800	2 476	2 324
TR632 Kahramanmaraş	41	9 953	7 262	3 624	3 638	TRC11 Gaziantep	37	7 638	4 702	2 651	2 051
TR633 Osmaniye	13	2 634	2 102	907	1 195	TRC12 Adıyaman	37	7 274	5 436	2 515	2 921
TR711 Kırıkkale	13	1 604	991	469	522	TRC13 Kilis	14	2 646	2 217	1 067	1 150
TR712 Aksaray	17	3 074	2 300	1 097	1 203	TRC21 Şanlıurfa	62	13 180	9 101	5 342	3 759
TR713 Niğde	27	4 467	3 850	1 811	2 039	TRC22 Diyarbakır	41	10 353	6 419	3 871	2 548
TR714 Nevşehir	16	1 931	1 375	623	752	TRC31 Mardin	20	4 924	3 272	1 516	1 756
TR715 Kırşehir	11	1 677	1 234	763	471	TRC32 Batman	30	7 227	5 793	3 163	2 630
TR721 Kayseri	46	7 699	5 637	2 956	2 681	TRC33 Şırnak	18	4 996	2 977	1 556	1 421
TR722 Sivas	52	9 294	5 794	3 053	2 741	TRC34 Siirt	29	5 446	3 546	2 054	1 492

## 3.5 İstatistikî Bölge Birimleri Sınıflaması 3. düzeye göre özel öğrenci yurtlarında kalan öğrenci sayısı ve yurt kapasitesi

Number of private dormitories, their capacities and students in private dormitories by Statistical Regions Level 3

[2014/15 Öğretim yılı - The educational year 2014/15]

İBBS - 3. Düzey SR - Level 3	Yurt sayısı Number of dormitories	Yatak kapasitesi Bed capacity	Öğrenci Student	Boş yatak kapasitesi Vacant bed capacity	İBBS - 3. Düzey SR - Level 3	Yurt sayısı Number of dormitories	Yatak kapasitesi Bed capacity	Öğrenci Student	Boş yatak kapasitesi Vacant bed capacity
<b>Toplam - Total</b>	<b>4 634</b>	<b>435 615</b>	<b>209 762</b>	<b>225 853</b>	<b>TR723 Yozgat</b>	28	2 150	995	1 155
TR100 İstanbul	424	45 067	25 008	20 059	TR811 Zonguldak	47	4 250	1 996	2 254
TR211 Tekirdağ	41	3 667	1 484	2 183	TR812 Karabük	28	4 724	1 193	3 531
TR212 Edirne	26	3 045	927	2 118	TR813 Bartın	23	1 771	1 054	717
TR213 Kırklareli	22	3 305	2 390	915	TR821 Kastamonu	42	4 244	2 081	2 163
TR221 Balıkesir	127	10 877	6 261	4 616	TR822 Çankırı	18	1 737	718	1 019
TR222 Çanakkale	119	10 905	5 797	5 108	TR823 Sinop	23	1 630	705	925
TR310 İzmir	190	15 475	7 954	7 521	TR831 Samsun	91	9 257	5 802	3 455
TR321 Aydın	111	9 828	4 043	5 785	TR832 Tokat	30	2 074	1 114	960
TR322 Denizli	110	8 980	5 179	3 801	TR833 Çorum	44	3 738	2 009	1 729
TR323 Muğla	39	2 751	1 395	1 356	TR834 Amasya	31	2 065	877	1 188
TR331 Manisa	101	8 086	3 995	4 091	TR901 Trabzon	65	8 296	4 484	3 812
TR332 Afyonkarahisar	128	12 959	4 930	8 029	TR902 Ordu	48	3 037	1 006	2 031
TR333 Kütahya	162	11 986	5 387	6 599	TR903 Giresun	61	5 517	1 455	4 062
TR334 Uşak	65	5 271	2 547	2 724	TR904 Rize	29	2 586	1 159	1 427
TR411 Bursa	102	11 203	4 782	6 421	TR905 Artvin	18	1 909	721	1 188
TR412 Eskişehir	46	4 378	2 427	1 951	TR906 Gümüşhane	17	2 130	1 248	882
TR413 Bilecik	18	1 043	606	437	TRA11 Erzurum	64	7 061	2 510	4 551
TR421 Kocaeli	110	11 597	4 937	6 660	TRA12 Erzincan	32	2 822	698	2 124
TR422 Sakarya	150	15 404	6 967	8 437	TRA13 Bayburt	6	507	360	147
TR423 Düzce	30	2 611	857	1 754	TRA21 Ağrı	6	355	248	107
TR424 Bolu	48	4 738	3 081	1 657	TRA22 Kars	22	2 312	1 094	1 218
TR425 Yalova	19	2 216	1 428	788	TRA23 Iğdır	1	111	60	51
TR510 Ankara	295	27 278	11 532	15 746	TRA24 Ardahan	7	427	237	190
TR521 Konya	207	23 114	14 278	8 836	TRB11 Malatya	27	4 138	2 054	2 084
TR522 Karaman	38	3 160	2 195	965	TRB12 Elazığ	29	3 639	1 750	1 889
TR611 Antalya	175	15 422	6 197	9 225	TRB13 Bingöl	6	499	354	145
TR612 Isparta	96	7 947	2 743	5 204	TRB14 Tunceli	7	985	204	781
TR613 Burdur	25	1 280	736	544	TRB21 Van	14	1 018	441	577
TR621 Adana	86	7 429	3 893	3 536	TRB22 Muş	8	776	224	552
TR622 Mersin	97	7 715	2 845	4 870	TRB23 Bitlis	11	962	227	735
TR631 Hatay	50	3 874	2 049	1 825	TRB 24 Hakkari	3	218	58	160
TR632 Kahramanmaraş	48	4 714	2 360	2 354	TRC11 Gaziantep	51	5 219	1 844	3 375
TR633 Osmaniye	22	1 674	973	701	TRC12 Adıyaman	35	3 151	1 761	1 390
TR711 Kırıkkale	24	2 756	922	1 834	TRC13 Kilis	6	436	266	170
TR712 Aksaray	37	3 340	1 172	2 168	TRC21 Şanlıurfa	30	2 655	1 375	1 280
TR713 Niğde	31	2 319	1 663	656	TRC22 Diyarbakır	14	1 082	435	647
TR714 Nevşehir	24	1 696	832	864	TRC31 Mardin	12	900	237	663
TR715 Kırşehir	26	2 369	1 408	961	TRC32 Batman	5	614	232	382
TR721 Kayseri	71	8 286	3 812	4 474	TRC33 Şırnak	1	20	17	3
TR722 Sivas	45	3 908	2 147	1 761	TRC34 Siirt	9	920	320	600

## 3.6 Ortaöğretim ve yükseköğretim özel öğrenci yurtları ile öğrenci sayısı

Number of private dormitories and students in dormitories for secondary and tertiary education

[2014/15 Öğretim yılı - The educational year 2014/15]

Öğretim türü Type of education	Yurt sayısı Number of dormitories			Yurtta kalan öğrenci sayısı Number of students in dormitories			
	Toplam Total	Erkek Male	Kadın Female	Karma Mixed	Toplam Total	Erkek Male	Kadın Female
<b>Toplam</b> Total	<b>4 634</b>	<b>2 681</b>	<b>1 867</b>	<b>86</b>	<b>209 762</b>	<b>120 185</b>	<b>89 577</b>
<b>Ortaöğretim</b> Secondary Education	<b>2 548</b>	<b>1 816</b>	<b>700</b>	<b>32</b>	<b>86 029</b>	<b>63 904</b>	<b>22 125</b>
<b>Yükseköğretim</b> Tertiary Education	<b>2 086</b>	<b>865</b>	<b>1 167</b>	<b>54</b>	<b>116 434</b>	<b>51 016</b>	<b>65 418</b>
<b>Diğerleri<sup>(1)</sup></b> Others <sup>(1)</sup>	<b>-</b>	<b>-</b>	<b>-</b>	<b>-</b>	<b>7 299</b>	<b>5 265</b>	<b>2 034</b>

Kaynak: Ortaöğretim Genel Müdürlüğü

Source : General Directorate of Secondary Education

(1) Yüksek öğrenime hazırlayıcı dersanelere devam edenlerdir.

(1) Persons who attend private courses preparing for university entrance examination

## 3.7 Özel öğrenci yurtlarının sayısı, yatak kapasitesi ve yurtta kalan öğrenci sayısı

Number of private dormitories, their bed capacity and students in dormitories

[2014/15 Öğretim yılı - The educational year 2014/15]

Yurtlar - Type of dormitories	Yurt sayısı Number of dormitories	Yatak kapasitesi Bed capacity	Yurtta kalan öğrenci sayısı Number of students in dormitories	Boş yatak kapasitesi Vacant bed capacity
<b>Toplam - Total</b>	<b>4 634</b>	<b>435 615</b>	<b>209 762</b>	<b>225 853</b>
<b>Dernek Yurtları</b> Dormitories owned by associations	<b>2 322</b>	<b>172 362</b>	<b>90 342</b>	<b>82 020</b>
<b>Vakıf Yurtları</b> Dormitories owned by foundations	<b>191</b>	<b>23 685</b>	<b>12 691</b>	<b>10 994</b>
<b>Şahıs Yurtları</b> Dormitories owned by individuals	<b>597</b>	<b>54 574</b>	<b>25 827</b>	<b>28 747</b>
<b>Diğer Tüzel Kişilik Yurtları</b> Dormitories owned by other legal entities	<b>1 524</b>	<b>184 994</b>	<b>80 902</b>	<b>104 092</b>

## 3.8 Yerleşim yerine göre özel öğrenci yurtlarının sayısı

Number of private dormitories by settlement place

[1996/97 -2014/15 öğretim yılı - The education year 1996/97 -2014/15]

Öğretim yılı Education year	Toplam Total	İl Province	İlçe District	Kasaba / Köy Small Town Village
1996/97	1 972	614	775	583
1997/98	2 216	720	805	691
1998/99	2 340	585	1 413	342
1999/00	2 296	553	1 165	578
2000/01	2 208	537	1 136	535
2001/02	2 192	538	1 122	532
2002/03	2 210	551	1 126	533
2003/04	2 259	556	1 161	542
2004/05	2 303	574	1 195	534
2005/06	2 474	606	1 284	584
2006/07	2 735	981	1 380	374
2007/08	3 053	1 122	1 520	411
2008/09	3 239	1 178	1 641	420
2009/10	3 503	1 279	1 789	435
2010/11	3 788	1 405	1 945	438
2011/12	4 013	1 550	2 019	444
2012/13	4 284	1 697	2 133	454
2013/14	4 405	1 746	2 218	441
2014/15	4 634	1 818	2 362	454

## 3.9 İlköğretim ve ortaöğretim öğrencilerinin yurtiçi burs ücreti (2002-2014)

Domestic study grants of students in primary and secondary education (2002-2014)

Yıl -Year	Aylar- Month	Burs göstergesi Scholarship Indicator	Memur maaş katsayısı Coefficient of civil servant's salary	Aylık tutar (TL) Monthly amount (TL)
2002	Ocak - January	400	30 300	12,12
	Temmuz - July	400	32 650	13,06
2003	Ocak - January	400	34 300	13,72
	Temmuz - July	400	34 300	13,72
	Ekim - October	600	34 300	20,58
2004	Ocak - January	600	36 420	21,85
	Temmuz - July	600	38 610	23,16
2005	Ocak - January	1 000	0,0401	40,10
	Temmuz - July	1 000	0,0416	41,60
2006	Ocak - January	1 000	0,04265	42,65
	Temmuz - July	1 000	0,044745	44,75
2007	Ocak - January	1 200	0,046985	56,38
	Temmuz - July	1 200	0,048350	58,02
2008	Ocak - January	1 300	0,049486	64,33
	Temmuz - July	1 300	0,051448	66,88
2009	Ocak - January	1 400	0,053505	74,91
	Temmuz - July	1 400	0,05592	78,28
2010	Ocak - January	1 500	0,057383	86,07
	Temmuz - July	1 500	0,059445	89,16
2011	Ocak - January	1 700	0,061954	105,32
	Temmuz - July	1 700	0,064460	109,58
2012	Ocak - January	1 750	0,066187	115,82
	Nisan - April	1 750	0,068835	120,46
	Temmuz - July	1 750	0,071589	125,28
2013	Ocak - January	1 800	0,073837	132,91
	Temmuz - July	1 800	0,076791	138,22
2014	Ocak - January	1 900	0,076998	146,30
	Temmuz - July	1 900	0,076998	146,30

Kaynak: Ortaöğretim Genel Müdürlüğü

Source : General Directorate of Secondary Education



**4.1 Yüksek Öğrenim Kredi ve Yurtlar Kurumundan burs, öğrenim ve katkı kredisi alan öğrenci sayısı ve kredi miktarı**

Number of students receiving study grant, loan and contribution from Higher Education Loans and Dormitories Institution and the amount of loan

[21.11.2014 tarihi itibariyle - As of 21.11.2014 ]

Türü Type	Öğrenci - Student		
	Burs Study grant	Öğrenim kredisi Loan	Kredi miktarı (TL) Amount of loan (TL)
<b>Lisans - Önlisans</b> Associate and Bachelor's Degree	255 336	624 729	300
<b>Yüksek lisans - Master's Degree</b>	1 229	5 070	600
<b>Doktora - Doctorate</b>	758	458	900
<b>Katkı Kredisi - Tuition Fee Loan</b>	-	-	-

**4.2 Yüksek Öğrenim Kredi ve Yurtlar Kurumuna bağlı yurtlar ve kapasiteleri**

Number of dormitories dependent on Higher Education Loans and Dormitories Institution and their capacities

[1991/'92-2014/'15 öğretim yılı - The education year 1991/'92-2014/'15]

Öğretim Yılı Education Year	Yurt sayısı Number of dormitories	Kapasite - Capacity		
		Toplam Total	Erkek Male	Kadın Female
1991/'92	114	113 680	70 544	43 136
1992/'93	125	127 487	77 552	49 935
1993/'94	132	139 344	84 218	55 126
1994/'95	137	150 342	86 836	63 506
1995/'96	144	155 754	86 320	69 434
1996/'97	151	161 095	86 141	74 954
1997/'98	162	160 421	82 444	77 977
1998/'99	171	167 486	83 234	84 252
1999/'00	179	171 771	82 952	88 819
2000/'01	188	180 691	82 959	97 732
2001/'02	190	182 628	83 660	98 968
2002/'03	191	185 085	81 689	103 396
2003/'04	199	188 779	82 753	106 026
2004/'05	201	192 071	83 098	108 973
2005/'06	211	194 781	83 522	111 259
2006/'07	216	198 945	84 922	114 023
2007/'08	222	201 637	86 083	115 554
2008/'09	229	208 869	88 018	120 851
2009/'10	241	222 633	92 046	130 587
2010/'11	270	243 409	98 349	145 060
2011/'12	303	266 674	107 018	159 656
2012/'13	345	304 195	117 433	186 762
2013/'14	370	306 129	118 030	188 099
2014/'15 <sup>(1)</sup>	390	355 502	221 812	133 690

Kaynak: Yüksek Öğrenim Kredi ve Yurtlar Kurumu Genel Müdürlüğü

Source : General Directorate of Higher Education Loans and Dormitories Institution

(1) 29.11.2014 tarihi itibariyle

(1) As of 29.11.2014

## 4.3 İl ve İlçelere göre Yüksek Öğrenim Kredi ve Yurtlar Kurumuna bağlı yurtlarda barınan öğrenci sayısı ile yurt kapasitesi

Number of students in dormitories dependent on Higher Education Loans and Dormitories Institution and the capacities of dormitories by province and district

[20.11.2014 tarihi itibarıyla - As of 20.11.2014]

İl ve ilçeler Province - District	Yurt sayısı Number of dormitories	Kapasite Capacity	Öğrenci Students	Boş kapasite Vacant capacity
<b>Toplam - Total</b>	<b>391</b>	<b>355 502</b>	<b>309 077</b>	<b>46 813</b>
<b>Adana</b>	4	4 935	4 640	295
Ceyhan	1	562	528	34
<b>Adıyaman</b>	1	2 420	2 341	79
Besni	1	330	294	36
Kahta	1	394	155	239
<b>Afyonkarahisar</b>	3	3 828	3 716	112
Bayat	1	176	150	26
Bolvadin	1	446	208	238
Dinar	1	248	130	118
Emirdağ	2	876	476	400
Sandıklı	1	192	37	155
Şuhut	1	349	141	208
<b>Ağrı</b>	2	2 777	2 453	324
<b>Aksaray</b>	3	1 438	1 372	66
<b>Amasya</b>	2	2 021	1 959	62
Merzifon	1	270	258	12
<b>Ankara</b>	24	18 061	17 032	1 029
Çubuk	1	818	71	747
Kalecik	1	176	112	64
Polatlı	1	760	699	61
Şereflikoçhisar	1	346	301	45
<b>Antalya</b>	2	5 016	3 200	1 816
Alanya	1	508	302	206
Manavgat	1	502	470	32
<b>Ardeşan</b>	1	1 156	1 041	115
<b>Artvin</b>	2	1 362	1 274	88
<b>Aydın</b>	2	2 044	1 703	341
Koçarlı	1	494	431	63
Kuşadası	1	294	111	183
Nazilli	2	1 365	1 181	184
Sultanhisar	1	672	502	170
Yenipazar	1	110	98	12
<b>Balıkesir</b>	1	2 024	1 864	160
Bandırma	1	1 210	1 086	124
Dursunbey	1	216	86	130
Havran	1	114	82	32
<b>Bartın</b>	2	2 046	1 623	423
<b>Batman</b>	2	1 360	1 241	119
<b>Bayburt</b>	1	941	892	49
<b>Bilecik</b>	1	1 546	1 436	110
Pazaryeri	1	238	208	30
<b>Bingöl</b>	2	1 343	1 295	48
<b>Bittis</b>	2	1 262	1 199	63
Adilcevaz	1	196	181	15
Ahlat	1	96	84	12
Tatvan	1	264	230	34
<b>Bolu</b>	3	2 756	2 656	100
Gerede	1	612	586	26
Hendek	1	1 275	1 010	265
Mudurnu	1	272	200	72
<b>Burdur</b>	1	2 262	2 126	136
Bucak	1	612	577	35
<b>Bursa</b>	3	5 088	4 624	464
Gemlik	1	336	306	30
<b>Çanakkale</b>	2	1 832	1 742	90
Biga	1	838	771	67
Gelibolu	1	120	81	39
<b>Çankırı</b>	1	1 524	1 066	458
<b>Çorum</b>	2	2 548	1 932	616
<b>Denizli</b>	2	5 671	4 864	807
Bekilli	1	231	225	6
Buldan	1	312	276	36
Honaz	1	114	96	18
Tavas	1	175	79	96
<b>Diyarbakır</b>	3	3 238	2 646	592
<b>Düzce</b>	2	2 051	1 490	561
Akçakoca	1	524	479	45
Kaynaşlı	1	248	178	70
<b>Edirne</b>	2	5 387	4 797	590
Havsa	1	102	89	13
Keşan	1	530	492	38
Uzunköprü	1	514	414	100
<b>Elazığ</b>	4	3 194	3 014	180
<b>Erzincan</b>	3	4 272	3 941	331

Kaynak : Yüksek Öğrenim Kredi ve Yurtlar Kurumu Genel Müdürlüğü

Source : General Directorate of Higher Education Loans and Dormitories Institution

## 4.3 İli ve ilçelere göre Yüksek Öğretim Kredi ve Yurtlar Kurumuna bağlı yurtlarda barınan öğrenci sayısı ile yurt kapasitesi (devam)

Number of students in dormitories dependent on Higher Education Loans and Dormitories Institution and the capacities of dormitories by province and district (continued)

[20.11.2014 tarihi itibarıyla - As of 20.11.2014]

İl ve ilçeler Province - District	Yurt sayısı Number of dormitories	Kapasite Capacity	Öğrenci Student	Boş kapasite Vacant capacity
Kemah	1	350	332	18
Kemaliye	1	314	189	125
Refahiye	1	324	280	44
Tercan	1	164	155	9
<b>Erzurum</b>	<b>7</b>	<b>11 613</b>	<b>10 596</b>	<b>1 017</b>
Aşkale	1	72	61	11
İspir	1	170	146	24
Oltu	1	338	286	52
Pasinler	1	156	139	17
<b>Eskişehir</b>	<b>4</b>	<b>7 789</b>	<b>6 365</b>	<b>1 424</b>
Sivrihisar	1	164	120	44
<b>Gaziantep</b>	<b>3</b>	<b>4 039</b>	<b>3 839</b>	<b>200</b>
Nizip	1	540	492	48
<b>Giresun</b>	<b>2</b>	<b>2 250</b>	<b>2 166</b>	<b>84</b>
Alucra	1	458	439	19
Eynesil	1	180	163	17
Şebinkarahisar	1	934	881	53
Tirebolu	1	288	271	17
<b>Gümüşhane</b>	<b>2</b>	<b>2 883</b>	<b>2 706</b>	<b>177</b>
Torul	1	180	119	61
<b>Hakkari</b>	<b>1</b>	<b>514</b>	<b>461</b>	<b>53</b>
<b>Hatay</b>	<b>3</b>	<b>4 987</b>	<b>2 413</b>	<b>2 574</b>
İskenderun	1	900	546	354
<b>İğdir</b>	<b>1</b>	<b>1 064</b>	<b>963</b>	<b>101</b>
<b>Isparta</b>	<b>1</b>	<b>4 093</b>	<b>3 829</b>	<b>264</b>
Atabey	1	160	133	27
Eğirdir	1	266	250	16
Göhlisar	1	696	252	444
Sütçüler	1	248	221	27
Yalvaç	1	544	503	41
<b>İstanbul</b>	<b>21</b>	<b>12 699</b>	<b>12 049</b>	<b>1 038</b>
<b>İzmir</b>	<b>11</b>	<b>10 660</b>	<b>9 839</b>	<b>821</b>
Çeşme	1	168	149	19
Urla	1	1 032	989	43
<b>Kahramanmaraş</b>	<b>3</b>	<b>3 414</b>	<b>2 945</b>	<b>469</b>
Afşin	1	180	169	11
Elbistan	1	468	467	1
Göksun	1	528	468	60
<b>Karabük</b>	<b>3</b>	<b>3 760</b>	<b>2 888</b>	<b>872</b>
Eskipazar	1	165	160	5
<b>Karaman</b>	<b>2</b>	<b>2 702</b>	<b>2 555</b>	<b>147</b>
Ermenek	1	257	227	30
<b>Kars</b>	<b>3</b>	<b>2 441</b>	<b>1 964</b>	<b>477</b>
<b>Kastamonu</b>	<b>2</b>	<b>2 110</b>	<b>2 037</b>	<b>73</b>
<b>Kayseri</b>	<b>3</b>	<b>5 689</b>	<b>5 415</b>	<b>274</b>
Develi	1	598	500	98
<b>Kırıkkale</b>	<b>2</b>	<b>4 989</b>	<b>4 065</b>	<b>924</b>
Keskin	1	502	463	39
<b>Kırklareli</b>	<b>1</b>	<b>1 492</b>	<b>1 394</b>	<b>98</b>
Lüleburgaz	1	384	338	46
<b>Kırşehir</b>	<b>3</b>	<b>4 034</b>	<b>3 253</b>	<b>781</b>
Kaman	1	866	716	150
Mucur	1	82	79	3
<b>Kilis</b>	<b>2</b>	<b>2 390</b>	<b>1 437</b>	<b>953</b>
<b>Kocaeli</b>	<b>3</b>	<b>5 889</b>	<b>4 468</b>	<b>1 421</b>
Gebze	1	760	678	82
Kandıra	1	508	357	151
Karamürsel	1	560	511	49
<b>Konya</b>	<b>7</b>	<b>7 799</b>	<b>7 074</b>	<b>725</b>
Akşehir	1	520	458	62
Beyşehir	1	572	534	38
Bozkır	1	376	275	101
Çumra	1	224	201	23
Ereğli	2	916	741	175
Ilgın	1	366	105	261
Kadınhanı	1	868	771	97
Ortaköy	1	430	379	51
Seydişehir	1	672	516	156
<b>Kütahya</b>	<b>2</b>	<b>5 153</b>	<b>3 920</b>	<b>1 233</b>
Gediz	1	168	152	16
Simav	1	649	520	129
Şaphane	1	166	100	66
<b>Malatya</b>	<b>4</b>	<b>4 646</b>	<b>4 011</b>	<b>635</b>
Arapgir	1	328	284	44
Hekimhan	1	173	151	22

Kaynak : Yüksek Öğretim Kredi ve Yurtlar Kurumu Genel Müdürlüğü

Source : General Directorate of Higher Education Loans and Dormitories Institution

## 4.3 İl ve ilçelere göre Yüksek Öğretim Kredi ve Yurtlar Kurumuna bağlı yurtlarda barınan öğrenci sayısı ile yurt kapasitesi (devam)

Number of students in dormitories dependent on Higher Education Loans and Dormitories Institution and the capacities of dormitories by province and district (continued)

[20.11.2014 tarihi itibarıyla - As of 20.11.2014]

İl ve ilçeler Province - District	Yurt sayısı Number of dormitories	Kapasite Capacity	Öğrenci Student	Boş kapasite Vacant capacity
<b>Manisa</b>	3	4 530	3 556	974
Akhisar	1	210	188	22
Alaşehir	1	160	150	10
Demirci	1	1 132	1 011	121
Gördes	1	327	284	43
Kırkağaç	1	302	287	15
Köprübaşı	1	96	89	7
Salihli	1	674	611	63
Turgutlu	2	483	403	80
<b>Mardin</b>	1	1 414	549	865
<b>Mersin</b>	3	4 850	4 398	452
Erdemli	1	170	160	10
Tarsus	1	432	384	48
Taşucu	1	392	335	57
<b>Muğla</b>	2	3 988	3 866	122
Fethiye	1	302	268	34
Ortaca	1	220	206	14
<b>Muş</b>	2	2 136	1 988	148
Malazgirt	1	200	148	52
<b>Nevşehir</b>	2	2 755	1 473	1 282
Avanos	1	548	376	172
Ürgüp	1	167	158	9
<b>Niğde</b>	2	3 726	3 521	205
Bor	1	564	458	106
<b>Ordu</b>	2	2 683	2 179	504
Fatsa	1	710	535	175
Mesudiye	1	152	88	64
Ünye	1	392	359	33
<b>Osmaniye</b>	1	1 024	995	29
<b>Rize</b>	2	3 514	2 695	819
Çayeli	1	438	404	34
Derepazarı	1	168	163	5
Fındıklı	1	364	255	109
Pazar	1	88	85	3
<b>Sakarya</b>	3	3 392	3 270	122
<b>Samsun</b>	5	6 400	6 124	276
Bafra	1	512	475	37
Çarşamba	1	398	366	32
Terme	1	320	224	96
<b>Siirt</b>	2	1 603	1 490	113
<b>Sinop</b>	1	988	966	22
Ayancık	1	115	110	5
<b>Sivas</b>	3	4 563	4 341	222
Gürün	1	153	149	4
Suşehri	1	684	563	121
Yıldızeli	1	556	434	122
Zara	1	716	493	223
<b>Şanlıurfa</b>	2	2 042	1 967	75
<b>Şırnak</b>	1	756	657	99
<b>Tekirdağ</b>	1	1 364	1 268	96
Çerkezköy	1	400	355	45
Çorlu	2	957	782	175
Hayrabolu	1	432	297	135
Malkara	1	424	338	86
Şarköy	1	322	200	122
<b>Tokat</b>	3	3 702	3 570	132
Erbaa	1	490	175	315
Niksar	1	548	452	96
Turhal	1	110	106	4
Zile	1	456	427	29
<b>Trabzon</b>	3	5 923	5 683	240
Akçaabat	1	2 136	2 038	98
Beşikdüzü	1	236	211	25
Maçka	1	362	235	127
Of	1	302	274	28
Sürmene	1	180	50	130
<b>Tunceli</b>	1	1 505	1 409	96
<b>Uşak</b>	2	1 672	1 633	39
<b>Van</b>	2	6 357	5 915	442
Erciş	1	622	548	74
Gevaş	1	362	321	41
Özalp	1	356	339	17
<b>Yalova</b>	2	954	827	127
<b>Yozgat</b>	2	2 756	2 493	263
Akdağmadeni	1	469	269	200
<b>Zonguldak</b>	2	2 740	2 618	122
Alaplı	1	490	424	66
Çaycuma	1	400	367	33
Devrek	1	136	118	18
K. Ereğli	1	384	368	16
K.K.T.C (Yurt Dışı)	2	975	975	

Kaynak : Yüksek Öğretim Kredi ve Yurtlar Kurumu Genel Müdürlüğü

Source : General Directorate of Higher Education Loans and Dormitories Institution

## 5.1 Türk Cumhuriyetleri ile Türk ve Akarba Topuluklarında açılan öğretim kurumları ile Türkiye Türkçesi Eğitim Öğretim Merkezlerinde öğrenci, idareci ve öğretmenler

Number of students, managers and teachers in Turkish Education Centers and Education Institutions Opened in Turkish Republics and Communities of Turks and Relatives

[2014/15 öğretim yılı başı - Beginning of the educational year 2014/15]

Ülkeler Okul-Merkez Adı Country School / Center Name	Öğrenci Sayısı - Number of students									Personel Sayısı - Number of Personnel							
	Öğrenci Sayısı Toplamı Number of students Total			T.C. By Republic of Turkey			Diğer Other			T.C. By Republic of Turkey			Diğer Other				Personel Sayısı Toplamı Number of Personnel Total
	Toplam Total	Erkek Male	Kadın Female	Toplam Total	Erkek Male	Kadın Female	Toplam Total	Erkek Male	Kadın Female	Toplam Total	İdareci Manager	Öğret- men Teacher	Toplam Total	İda- reci Mana- ger	Öğret- men Teacher	Per- sonel Per- sonnel	
<b>Genel toplam</b> General total	<b>5 902</b>	<b>2 758</b>	<b>3 144</b>	<b>2 560</b>	<b>1 330</b>	<b>1 230</b>	<b>3 342</b>	<b>1 428</b>	<b>1 914</b>	<b>243</b>	<b>31</b>	<b>212</b>	<b>199</b>	<b>10</b>	<b>78</b>	<b>111</b>	<b>442</b>
<b>Azerbaycan Toplamı</b> Total of Azerbaijan	<b>1 326</b>	<b>711</b>	<b>615</b>	<b>835</b>	<b>421</b>	<b>414</b>	<b>491</b>	<b>290</b>	<b>201</b>	<b>47</b>	<b>6</b>	<b>41</b>	<b>27</b>	<b>1</b>	<b>10</b>	<b>16</b>	<b>74</b>
Bakü Türk İlköğretim Okulu	604	297	307	604	297	307	-	-	-	22	2	20	5	-	2	3	27
Bakü Türk Anadolu Lisesi	462	268	194	231	124	107	231	144	87	22	3	19	22	1	8	13	44
Bakü Türkiye Türkçesi Eğitim Öğretim Merkezi	260	146	114	-	-	-	260	146	114	3	1	2	-	-	-	-	3
<b>Kırgızistan Toplamı</b> Total of Kyrgyzstan	<b>1 820</b>	<b>707</b>	<b>1 113</b>	<b>342</b>	<b>178</b>	<b>164</b>	<b>1 478</b>	<b>529</b>	<b>949</b>	<b>69</b>	<b>9</b>	<b>60</b>	<b>45</b>	<b>5</b>	<b>13</b>	<b>27</b>	<b>114</b>
Bişkek Türk İlköğretim Okulu	321	163	158	310	157	153	11	6	5	20	2	18	3	-	1	2	23
Cumhuriyet Yetenekli Çocuklar Kırgız Türk Anadolu Lisesi	174	99	75	32	21	11	142	78	64	14	2	12	14	3	5	6	28
Kırgız Türk Anadolu Kız Meslek Lisesi	190	-	190	-	-	-	190	-	190	11	3	8	22	2	4	16	33
Bişkek Türkiye Türkçesi Eğitim Öğretim Merkezi	1 135	445	690	-	-	-	1 135	445	690	24	2	22	6	-	3	3	30
<b>Özbekistan Toplamı</b> Total of Uzbekistan	<b>174</b>	<b>105</b>	<b>69</b>	<b>174</b>	<b>105</b>	<b>69</b>	<b>-</b>	<b>-</b>	<b>-</b>	<b>14</b>	<b>2</b>	<b>12</b>	<b>7</b>	<b>-</b>	<b>-</b>	<b>7</b>	<b>21</b>
Taşkent Türk İlköğretim Okulu	174	105	69	174	105	69	-	-	-	14	2	12	7	-	-	7	21
<b>Türkmenistan Toplamı</b> Total of Turkmenistan	<b>1 692</b>	<b>845</b>	<b>847</b>	<b>984</b>	<b>513</b>	<b>471</b>	<b>708</b>	<b>332</b>	<b>376</b>	<b>80</b>	<b>9</b>	<b>71</b>	<b>34</b>	<b>2</b>	<b>17</b>	<b>15</b>	<b>114</b>
Aşgabat Türk İlköğretim Okulu	1 215	652	563	807	421	386	408	231	177	52	5	47	13	-	13	-	65
Aşgabat Türk Anadolu Lisesi	268	149	119	177	92	85	91	57	34	20	3	17	21	2	4	15	41
Aşgabat Türkiye Türkçesi Eğitim Öğretim Merkezi	209	44	165	-	-	-	209	44	165	8	1	7	-	-	-	-	8
<b>Tacikistan Toplamı</b> Total of Tajikistan	<b>299</b>	<b>124</b>	<b>175</b>	<b>-</b>	<b>-</b>	<b>-</b>	<b>299</b>	<b>124</b>	<b>175</b>	<b>5</b>	<b>1</b>	<b>4</b>	<b>2</b>	<b>-</b>	<b>-</b>	<b>2</b>	<b>7</b>
Duşanbe Türkiye Türkçesi Eğitim Öğretim Merkezi	299	124	175	-	-	-	299	124	175	5	1	4	2	-	-	2	7
<b>Moldova Toplamı</b> Total of Moldova	<b>157</b>	<b>74</b>	<b>83</b>	<b>-</b>	<b>-</b>	<b>-</b>	<b>157</b>	<b>74</b>	<b>83</b>	<b>9</b>	<b>2</b>	<b>7</b>	<b>40</b>	<b>2</b>	<b>9</b>	<b>29</b>	<b>49</b>
Kongaz Süleyman Demirel Türk Moldova Lisesi	157	74	83	-	-	-	157	74	83	9	2	7	40	2	9	29	49
<b>Romanya Toplamı</b> Total of Rumania	<b>434</b>	<b>192</b>	<b>242</b>	<b>225</b>	<b>113</b>	<b>112</b>	<b>209</b>	<b>79</b>	<b>130</b>	<b>19</b>	<b>2</b>	<b>17</b>	<b>44</b>	<b>-</b>	<b>29</b>	<b>15</b>	<b>63</b>
Mecidiye Kemal Atatürk Ulusal Koleji	434	192	242	225	113	112	209	79	130	19	2	17	44	-	29	15	63

## 5.2 Ülkemizde hükümet burslusu olarak eğitim gören yabancı uyruklu öğrencilerin ülkelerine ve öğrenim düzeylerine göre sayısı

Number of foreign students by government according to their countries and levels of education

[15.12.2014 tarihi itibarıyla - As of 15.12.2014 ]

Ülkeler Country	Toplam Total			Ön Lisans Associate Degree			Lisans Bachelor's degree			Yüksek lisans Master's Degree			Doktora Doctorate			Araştırma Research			Tıpta Uzmanlık Expertise in Medicine			Dil Kursu Language Course		
	Toplam Total	Erkek Male	Kadın Female	Toplam Total	Erkek Male	Kadın Female	Toplam Total	Erkek Male	Kadın Female	Toplam Total	Erkek Male	Kadın Female	Toplam Total	Erkek Male	Kadın Female	Toplam Total	Erkek Male	Kadın Female	Toplam Total	Erkek Male	Kadın Female	Toplam Total	Erkek Male	Kadın Female
<b>Genel toplam</b> General total	14 441	9 491	4 950	101	74	27	9 441	6 234	3 207	3 058	1 881	1 177	1 712	1 223	489	23	8	15	99	67	32	7	4	3
<b>Afganistan</b> Afghanistan	1 249	999	250	1	1	-	1 004	800	204	204	160	44	38	36	2	-	-	-	2	2	-	-	-	-
<b>Almanya</b> Germany	3	-	3	-	-	-	-	-	-	2	-	2	1	-	1	-	-	-	-	-	-	-	-	-
<b>Amerika Birleşik Devletleri</b> United States of America	5	2	3	-	-	-	-	-	-	2	1	1	2	1	1	1	-	1	-	-	-	-	-	-
<b>Angola</b> Angola	4	3	1	-	-	-	4	3	1	-	-	-	-	-	-	-	-	-	-	-	-	-	-	-
<b>Arjantin</b> Argentina	2	2	-	-	-	-	-	-	-	2	2	-	-	-	-	-	-	-	-	-	-	-	-	-
<b>Arnavutluk</b> Albania	162	76	86	1	-	1	95	46	49	39	14	25	24	14	10	-	-	-	3	2	1	-	-	-
<b>Avusturya</b> Austria	1	1	-	-	-	-	-	-	-	1	1	-	-	-	-	-	-	-	-	-	-	-	-	-
<b>Azerbaycan</b> Azerbaijan	608	401	207	5	3	2	351	256	95	100	45	55	94	59	35	1	1	-	57	37	20	-	-	-
<b>Bahamalar</b> Bahamas	1	-	1	-	-	-	-	-	-	1	-	1	-	-	-	-	-	-	-	-	-	-	-	-
<b>Bahreyn</b> Bahrain	2	-	2	-	-	-	2	-	2	-	-	-	-	-	-	-	-	-	-	-	-	-	-	-
<b>Bangladeş</b> Bangladesh	114	99	15	-	-	-	62	57	5	31	23	8	21	19	2	-	-	-	-	-	-	-	-	-
<b>Belçika</b> Belgium	2	2	-	-	-	-	-	-	-	-	-	-	1	1	-	1	1	-	-	-	-	-	-	-
<b>Belize</b> Belize	1	1	-	-	-	-	-	-	-	1	1	-	-	-	-	-	-	-	-	-	-	-	-	-
<b>Benin</b> Benin	40	35	5	-	-	-	16	16	-	13	9	4	11	10	1	-	-	-	-	-	-	-	-	-
<b>Beyaz Rusya</b> Belarus	3	1	2	-	-	-	-	-	-	3	1	2	-	-	-	-	-	-	-	-	-	-	-	-
<b>Birleşik Krallık</b> United Kingdom	3	2	1	-	-	-	-	-	-	3	2	1	-	-	-	-	-	-	-	-	-	-	-	-
<b>Bolivya</b> Bolivia	1	-	1	-	-	-	-	-	-	-	-	-	1	-	1	-	-	-	-	-	-	-	-	-
<b>Bosna Hersek</b> Bosnia and Herzegovina	196	91	105	-	-	-	119	62	57	45	17	28	31	12	19	1	-	1	-	-	-	-	-	-
<b>Botsvana</b> Botswana	5	2	3	-	-	-	1	1	-	4	1	3	-	-	-	-	-	-	-	-	-	-	-	-
<b>Brezilya</b> Brazil	8	1	7	-	-	-	-	-	-	7	1	6	1	-	1	-	-	-	-	-	-	-	-	-
<b>Brunei</b> Brunei	1	-	1	-	-	-	1	-	1	-	-	-	-	-	-	-	-	-	-	-	-	-	-	-
<b>Bulgaristan</b> Bulgaria	209	95	114	6	4	2	158	69	89	26	11	15	18	10	8	-	-	-	1	1	-	-	-	-
<b>Burkina Faso</b> Burkina Faso	34	31	3	-	-	-	13	12	1	17	15	2	4	4	-	-	-	-	-	-	-	-	-	-
<b>Burundi</b> Burundi	49	34	15	-	-	-	31	21	10	16	11	5	2	2	-	-	-	-	-	-	-	-	-	-
<b>Cezayir</b> Algeria	89	66	23	-	-	-	13	7	6	36	30	6	40	29	11	-	-	-	-	-	-	-	-	-
<b>Cibuti</b> Djibouti	65	44	21	-	-	-	48	32	16	15	11	4	-	-	-	-	-	-	-	-	-	2	1	1
<b>Çad</b> Chad	63	56	7	-	-	-	35	30	5	18	16	2	10	10	-	-	-	-	-	-	-	-	-	-
<b>Çek Cumhuriyeti</b> Czech Republic	5	-	5	-	-	-	-	-	-	3	-	3	2	-	2	-	-	-	-	-	-	-	-	-
<b>Çin</b> China	277	126	151	1	1	-	128	66	62	123	51	72	25	8	17	-	-	-	-	-	-	-	-	-
<b>Demokratik Kongo Cumhuriyeti</b> Democratic Republic of the Congo	103	90	13	-	-	-	57	50	7	42	36	6	4	4	-	-	-	-	-	-	-	-	-	-
<b>Dominik Cumhuriyeti</b> Dominican Republic	1	-	1	-	-	-	-	-	-	1	-	1	-	-	-	-	-	-	-	-	-	-	-	-
<b>Ekvator</b> Equator	3	1	2	-	-	-	1	-	1	2	1	1	-	-	-	-	-	-	-	-	-	-	-	-
<b>Endonezya</b> Indonesia	279	201	78	-	-	-	158	116	42	84	54	30	37	31	6	-	-	-	-	-	-	-	-	-
<b>Eritre</b> Eritrea	13	11	2	-	-	-	3	1	2	7	7	-	3	3	-	-	-	-	-	-	-	-	-	-
<b>Ermenistan</b> Armenia	3	1	2	-	-	-	-	-	-	-	-	-	3	1	2	-	-	-	-	-	-	-	-	-
<b>Estonya</b> Estonia	6	-	6	-	-	-	-	-	-	4	-	4	2	-	2	-	-	-	-	-	-	-	-	-
<b>Etiyopya</b> Ethiopia	181	139	42	1	1	-	65	43	22	60	46	14	55	49	6	-	-	-	-	-	-	-	-	-
<b>Fas</b> Morocco	156	84	72	-	-	-	114	63	51	23	9	14	19	12	7	-	-	-	-	-	-	-	-	-
<b>Fildişi Sahili</b> Ivory Coast	54	37	17	-	-	-	35	19	16	10	9	1	9	9	-	-	-	-	-	-	-	-	-	-
<b>Filipinler</b> Philippines	20	16	4	-	-	-	7	6	1	13	10	3	-	-	-	-	-	-	-	-	-	-	-	-

Kaynak: Başbakanlık Yurtdışı Türkler ve Akraba Toplulukları Başkanlığı

Source: Prime Minister of the Presidency of Turks Abroad and Related Communities

## 5.2 Ülkemizde hükümet burslusu olarak eğitim gören yabancı uyruklu öğrencilerin ülkelerine ve öğrenim düzeylerine göre sayısı (devam)

Number of foreign students by government according to their countries and levels of education (continued)

[15.12.2014 tarihi itibarıyla - As of 15.12.2014]

Ülkeler Country	Toplam Total			Ön Lisans Associate Degree			Lisans Bachelor's degree			Yüksek lisans Master's Degree			Doktora Doctorate			Araştırma Research			Tıpta Uzmanlık Expertise in Medicine			Dil Kursu Language Course		
	Toplam Total	Erkek Male	Kadın Female	Toplam Total	Erkek Male	Kadın Female	Toplam Total	Erkek Male	Kadın Female	Toplam Total	Erkek Male	Kadın Female	Toplam Total	Erkek Male	Kadın Female	Toplam Total	Erkek Male	Kadın Female	Toplam Total	Erkek Male	Kadın Female	Toplam Total	Erkek Male	Kadın Female
Filistin Palestine	499	429	70	-	-	-	239	214	25	109	82	27	149	131	18	1	1	-	1	1	-	-	-	-
Fransa France	4	1	3	-	-	-	-	-	-	2	-	2	2	1	1	-	-	-	-	-	-	-	-	-
Gabon Gabon	22	15	7	-	-	-	9	4	5	8	7	1	5	4	1	-	-	-	-	-	-	-	-	-
Gambiya Gambia	59	53	6	-	-	-	32	29	3	25	22	3	2	2	-	-	-	-	-	-	-	-	-	-
Gana Ghana	151	131	20	-	-	-	64	53	11	63	55	8	24	23	1	-	-	-	-	-	-	-	-	-
Gine Guinea	55	46	9	1	-	1	45	38	7	6	5	1	3	3	-	-	-	-	-	-	-	-	-	-
Gine-Bissau Guinea-Bissau	86	46	40	-	-	-	81	42	39	5	4	1	-	-	-	-	-	-	-	-	-	-	-	-
Guatemala Guatemala	2	1	1	-	-	-	-	-	-	2	1	1	-	-	-	-	-	-	-	-	-	-	-	-
Güney Afrika South Africa	7	3	4	-	-	-	6	2	4	1	1	-	-	-	-	-	-	-	-	-	-	-	-	-
Güney Kore South Korea	35	10	25	-	-	-	3	1	2	30	8	22	2	1	1	-	-	-	-	-	-	-	-	-
Güney Sudan South Sudan	22	15	7	-	-	-	17	12	5	5	3	2	-	-	-	-	-	-	-	-	-	-	-	-
Gürcistan Georgia	142	77	65	-	-	-	85	53	32	43	16	27	10	4	6	-	-	-	4	4	-	-	-	-
Haiti Haiti	15	10	5	-	-	-	14	9	5	1	1	-	-	-	-	-	-	-	-	-	-	-	-	-
Hrvatistan Croatia	22	11	11	-	-	-	14	9	5	5	-	5	3	2	1	-	-	-	-	-	-	-	-	-
Hindistan India	32	31	1	-	-	-	3	3	-	13	13	-	16	15	1	-	-	-	-	-	-	-	-	-
Honduras Honduras	3	2	1	-	-	-	-	-	-	3	2	1	-	-	-	-	-	-	-	-	-	-	-	-
Irak Iraq	372	293	79	1	-	1	151	115	36	79	55	24	135	118	17	1	-	1	5	5	-	-	-	-
İran Iran	252	148	104	-	-	-	79	33	46	47	37	10	121	76	45	2	-	2	3	2	1	-	-	-
İrlanda Ireland	1	-	1	-	-	-	-	-	-	-	-	-	1	-	1	-	-	-	-	-	-	-	-	-
İspanya Spain	19	7	12	-	-	-	-	-	-	10	3	7	6	2	4	3	2	1	-	-	-	-	-	-
İsrail Israel	8	5	3	-	-	-	3	1	2	4	3	1	1	1	-	-	-	-	-	-	-	-	-	-
İtalya Italy	10	3	7	-	-	-	-	-	-	5	2	3	5	1	4	-	-	-	-	-	-	-	-	-
Jamaika Jamaica	4	1	3	-	-	-	3	1	2	1	-	1	-	-	-	-	-	-	-	-	-	-	-	-
Japonya Japan	1	-	1	-	-	-	-	-	-	1	-	1	-	-	-	-	-	-	-	-	-	-	-	-
Kamboçya Cambodia	11	8	3	-	-	-	9	7	2	2	1	1	-	-	-	-	-	-	-	-	-	-	-	-
Kamerun Cameroon	94	77	17	1	-	1	48	40	8	30	26	4	15	11	4	-	-	-	-	-	-	-	-	-
Yeşil Burun Cape Verde	3	-	3	-	-	-	-	-	-	3	-	3	-	-	-	-	-	-	-	-	-	-	-	-
Karadağ Montenegro	178	87	91	7	5	2	141	70	71	26	10	16	4	2	2	-	-	-	-	-	-	-	-	-
Kazakistan Kazakhstan	475	234	241	11	7	4	269	165	104	111	27	84	77	30	47	-	-	-	7	5	2	-	-	-
Kenya Kenya	94	69	25	-	-	-	64	47	17	28	22	6	2	-	2	-	-	-	-	-	-	-	-	-
Kırgızistan Kyrgyzstan	469	257	212	7	7	-	326	191	135	90	40	50	42	17	25	-	-	-	4	2	2	-	-	-
Kolombiya Colombia	49	29	20	-	-	-	17	10	7	31	18	13	1	1	-	-	-	-	-	-	-	-	-	-
Komorlar Comoros	36	30	6	-	-	-	21	16	5	14	13	1	1	1	-	-	-	-	-	-	-	-	-	-
Kongo Congo	18	14	4	-	-	-	11	8	3	6	5	1	1	1	-	-	-	-	-	-	-	-	-	-
Kosova Kosovo	552	290	262	13	7	6	434	214	220	63	36	27	39	32	7	-	-	-	2	-	2	1	1	-
Kosta Rika Costa Rica	1	1	-	-	-	-	-	-	-	1	1	-	-	-	-	-	-	-	-	-	-	-	-	-
Kuveyt Kuwait	3	1	2	-	-	-	2	1	1	1	-	1	-	1	-	-	-	-	-	-	-	-	-	-
Kuzey Kıbrıs Türk Cumhuriyeti Turkish Republic of Northern Cyprus	51	20	31	-	-	-	44	15	29	4	2	2	3	3	-	-	-	-	-	-	-	-	-	-
Küba Cuba	3	2	1	-	-	-	-	-	-	2	1	1	1	1	-	-	-	-	-	-	-	-	-	-
Laos Laos	1	1	-	-	-	-	-	-	-	-	-	-	1	1	-	-	-	-	-	-	-	-	-	-
Lesoto Lesotho	8	5	3	-	-	-	4	2	2	4	3	1	-	-	-	-	-	-	-	-	-	-	-	-
Letonya Latvia	4	-	4	-	-	-	-	-	-	3	-	3	1	-	1	-	-	-	-	-	-	-	-	-

Kaynak: Başbakanlık Yurtdışı Türkler ve Akraba Toplulukları Başkanlığı

Source: Prime Minister of the Presidency of Turks Abroad and Related Communities

## 5.2 Ülkemizde hükümet burslusu olarak eğitim gören yabancı uyruklu öğrencilerin ülkelerine ve öğrenim düzeylerine göre sayısı (devam)

Number of foreign students by government according to their countries and levels of education (continued)

[15.12.2014 tarihi itibarıyla - As of 15.12.2014 ]

Ülkeler Country	Toplam Total			Ön Lisans Associate Degree			Lisans Bachelor's degree			Yüksek lisans Master's Degree			Doktora Doctorate			Araştırma Research			Tıpta Uzmanlık Expertise in Medicine			Dil Kursu Language Course		
	Toplam Total	Erkek Male	Kadın Female	Toplam Total	Erkek Male	Kadın Female	Toplam Total	Erkek Male	Kadın Female	Toplam Total	Erkek Male	Kadın Female	Toplam Total	Erkek Male	Kadın Female	Toplam Total	Erkek Male	Kadın Female	Toplam Total	Erkek Male	Kadın Female	Toplam Total	Erkek Male	Kadın Female
Liberia Liberia	26	20	6	-	-	-	15	12	3	10	8	2	1	-	1	-	-	-	-	-	-	-	-	-
Libya Libya	29	27	2	-	-	-	12	12	-	10	8	2	6	6	-	1	1	-	-	-	-	-	-	-
Litvanya Lithuania	4	-	4	-	-	-	-	-	-	4	-	4	-	-	-	-	-	-	-	-	-	-	-	-
Lübnan Lebanon	105	73	32	-	-	-	74	56	18	18	13	5	11	2	9	-	-	-	2	2	-	-	-	-
Macaristan Hungary	13	4	9	-	-	-	2	1	1	5	2	3	4	1	3	2	-	2	-	-	-	-	-	-
Madagaskar Madagascar	35	25	10	-	-	-	21	16	5	7	3	4	7	6	1	-	-	-	-	-	-	-	-	-
Makedonya Macedonia	266	151	115	6	6	-	173	96	77	59	30	29	28	19	9	-	-	-	-	-	-	-	-	-
Malavi Malawi	19	9	10	-	-	-	11	3	8	7	5	2	1	1	-	-	-	-	-	-	-	-	-	-
Maldivler Maldives	19	9	10	-	-	-	15	9	6	2	-	2	2	-	2	-	-	-	-	-	-	-	-	-
Malezya Malaysia	56	28	28	-	-	-	36	18	18	18	9	9	2	1	1	-	-	-	-	-	-	-	-	-
Mali Mali	56	45	11	-	-	-	32	23	9	18	16	2	6	6	-	-	-	-	-	-	-	-	-	-
Mauritius Mauritius	14	8	6	-	-	-	10	7	3	4	1	3	-	-	-	-	-	-	-	-	-	-	-	-
Meksika Mexico	11	5	6	-	-	-	2	2	-	9	3	6	-	-	-	-	-	-	-	-	-	-	-	-
Mısır Egypt	111	70	41	-	-	-	42	25	17	44	24	20	24	20	4	1	1	-	-	-	-	-	-	-
Moğolistan Mongolia	305	158	147	3	2	1	241	126	115	48	25	23	12	5	7	-	-	-	1	-	1	-	-	-
Moldova Moldova	112	51	61	-	-	-	92	44	48	16	5	11	4	2	2	-	-	-	-	-	-	-	-	-
Moritanya Mauritania	75	63	12	-	-	-	31	25	6	29	23	6	15	15	-	-	-	-	-	-	-	-	-	-
Mozambik Mozambique	31	22	9	-	-	-	28	19	9	2	2	-	1	1	-	-	-	-	-	-	-	-	-	-
Myanmar Burma	7	3	4	-	-	-	5	2	3	-	-	-	2	1	1	-	-	-	-	-	-	-	-	-
Namibya Namibia	5	-	5	-	-	-	4	-	4	1	-	1	-	-	-	-	-	-	-	-	-	-	-	-
Nepal Nepal	6	6	-	-	-	-	4	4	-	1	1	-	1	1	-	-	-	-	-	-	-	-	-	-
Nijer Niger	72	61	11	-	-	-	30	22	8	22	19	3	20	20	-	-	-	-	-	-	-	-	-	-
Nijerya Nigeria	48	37	11	-	-	-	32	24	8	8	6	2	8	7	1	-	-	-	-	-	-	-	-	-
Orta Afrika Cumhuriyeti Central Africa	66	61	5	1	1	-	32	28	4	26	25	1	7	7	-	-	-	-	-	-	-	-	-	-
Özbekistan Uzbekistan	178	97	81	4	3	1	116	66	50	21	8	13	36	20	16	-	-	-	1	-	1	-	-	-
Pakistan Pakistan	221	180	41	-	-	-	107	94	13	63	48	15	48	38	10	3	-	3	-	-	-	-	-	-
Papua Yeni Gine Papua New Guinea	2	1	1	-	-	-	1	-	1	1	1	-	-	-	-	-	-	-	-	-	-	-	-	-
Paraguay Paraguay	2	1	1	-	-	-	1	1	-	-	-	-	1	-	1	-	-	-	-	-	-	-	-	-
Peru Peru	2	2	-	-	-	-	-	-	-	2	2	-	-	-	-	-	-	-	-	-	-	-	-	-
Polonya Poland	15	7	8	-	-	-	1	1	-	7	1	6	6	4	2	1	1	-	-	-	-	-	-	-
Portekiz Portugal	2	-	2	-	-	-	-	-	-	1	-	1	-	-	-	1	-	1	-	-	-	-	-	-
Romanya Romania	37	14	23	-	-	-	15	5	10	12	5	7	9	4	5	1	-	1	-	-	-	-	-	-
Ruanda Rwanda	53	41	12	-	-	-	25	18	7	26	21	5	2	2	-	-	-	-	-	-	-	-	-	-
Rusya Russia	355	213	142	6	6	-	262	171	91	55	16	39	31	20	11	-	-	-	1	-	1	-	-	-
Saint Lucia Saint Lucia	1	-	1	-	-	-	1	-	1	-	-	-	-	-	-	-	-	-	-	-	-	-	-	-
Saint Vincent ve Grenadinler Saint Vincent and the Grenadines	2	1	1	-	-	-	2	1	1	-	-	-	-	-	-	-	-	-	-	-	-	-	-	-
Sao Tome ve Principe Cumhuriyeti Republic of Sao Tome and Principe	4	4	-	-	-	-	4	4	-	-	-	-	-	-	-	-	-	-	-	-	-	-	-	-
Senegal Senegal	39	31	8	-	-	-	20	15	5	8	6	2	11	10	1	-	-	-	-	-	-	-	-	-

Kaynak: Başbakanlık Yurtdışı Türkler ve Akraba Toplulukları Başkanlığı

Source: Prime Minister of the Presidency of Turks Abroad and Related Communities



## 5.2 Ülkemizde hükümet burslusu olarak eğitim gören yabancı uyruklu öğrencilerin ülkelerine ve öğrenim düzeylerine göre sayısı (devam)

Number of foreign students by government according to their countries and levels of education (continued)

[15.12.2014 tarihi itibarıyla - As of 15.12.2014]

Ülkeler Country	Toplam Total			Ön Lisans Associate Degree			Lisans Bachelor's degree			Yüksek lisans Master's Degree			Doktora Doctorate			Araştırma Research			Tıpta Uzmanlık Expertise in Medicine			Dil Kursu Language Course		
	Toplam Total	Erkek Male	Kadın Female	Toplam Total	Erkek Male	Kadın Female	Toplam Total	Erkek Male	Kadın Female	Toplam Total	Erkek Male	Kadın Female	Toplam Total	Erkek Male	Kadın Female	Toplam Total	Erkek Male	Kadın Female	Toplam Total	Erkek Male	Kadın Female	Toplam Total	Erkek Male	Kadın Female
Seyşeller Seychelles	2	1	1	-	-	-	1	-	1	1	1	-	-	-	-	-	-	-	-	-	-	-	-	-
Sırbistan Serbia	190	97	93	2	1	1	145	75	70	28	11	17	15	10	5	-	-	-	-	-	-	-	-	-
Sierra-Leone Sierra-Leone	16	14	2	-	-	-	8	6	2	6	6	-	2	2	-	-	-	-	-	-	-	-	-	-
Singapur Singapore	6	4	2	-	-	-	6	4	2	-	-	-	-	-	-	-	-	-	-	-	-	-	-	-
Slovakya Slovakia	12	3	9	-	-	-	-	-	-	5	-	5	7	3	4	-	-	-	-	-	-	-	-	-
Slovenya Slovenia	2	-	2	-	-	-	-	-	-	1	-	1	1	-	1	-	-	-	-	-	-	-	-	-
Somali Somali	411	323	88	6	4	2	236	169	67	146	129	17	19	19	-	-	-	-	-	-	-	4	2	2
Sri Lanka Sri Lanka	9	6	3	-	-	-	7	4	3	1	1	-	1	1	-	-	-	-	-	-	-	-	-	-
Sudan Sudan	95	67	28	-	-	-	28	22	6	33	21	12	34	24	10	-	-	-	-	-	-	-	-	-
Suriye Syria	1 494	984	510	6	6	-	1 381	897	484	67	49	18	36	30	6	1	-	1	3	2	1	-	-	-
Suudi Arabistan Saudi Arabia	5	4	1	-	-	-	2	2	-	1	-	1	2	2	-	-	-	-	-	-	-	-	-	-
Svaziland Swaziland	12	4	8	-	-	-	10	2	8	2	2	-	-	-	-	-	-	-	-	-	-	-	-	-
Şili Chile	3	1	2	-	-	-	-	-	-	3	1	2	-	-	-	-	-	-	-	-	-	-	-	-
Tacikistan Tajikistan	117	90	27	-	-	-	93	72	21	21	15	6	3	3	-	-	-	-	-	-	-	-	-	-
Tanzanya Tanzania	70	59	11	-	-	-	34	31	3	25	19	6	11	9	2	-	-	-	-	-	-	-	-	-
Tayland Thailand	79	45	34	-	-	-	55	30	25	15	9	6	9	6	3	-	-	-	-	-	-	-	-	-
Tayvan Taiwan	10	2	8	-	-	-	1	1	-	9	1	8	-	-	-	-	-	-	-	-	-	-	-	-
Togo Togo	25	18	7	-	-	-	14	9	5	4	3	1	7	6	1	-	-	-	-	-	-	-	-	-
Tonga Tonga	1	1	-	-	-	-	-	-	-	1	1	-	-	-	-	-	-	-	-	-	-	-	-	-
Tunus Tunisia	80	35	45	-	-	-	30	17	13	30	10	20	20	8	12	-	-	-	-	-	-	-	-	-
Türkmenistan Turkmenistan	302	273	29	1	1	-	287	264	23	10	4	6	3	3	-	-	-	-	1	1	-	-	-	-
Uganda Uganda	116	87	29	-	-	-	60	45	15	47	36	11	9	6	3	-	-	-	-	-	-	-	-	-
Ukrayna Ukraine	190	99	91	2	2	-	139	85	54	36	7	29	11	4	7	1	-	1	1	1	-	-	-	-
Umman Oman	2	1	1	-	-	-	-	-	-	1	1	-	1	-	1	-	-	-	-	-	-	-	-	-
Uruguay Uruguay	1	1	-	-	-	-	-	-	-	1	1	-	-	-	-	-	-	-	-	-	-	-	-	-
Ürdün Jordan	126	84	42	-	-	-	55	42	13	34	19	15	37	23	14	-	-	-	-	-	-	-	-	-
Vanuatu Vanuatu	2	1	1	-	-	-	-	-	-	2	1	1	-	-	-	-	-	-	-	-	-	-	-	-
Venezuela Venezuelan	3	2	1	-	-	-	-	-	-	3	2	1	-	-	-	-	-	-	-	-	-	-	-	-
Vietnam Vietnam	10	3	7	-	-	-	6	2	4	4	1	3	-	-	-	-	-	-	-	-	-	-	-	-
Yemen Yemen	270	232	38	3	3	-	167	151	16	63	48	15	37	30	7	-	-	-	-	-	-	-	-	-
Yeni Zelanda New Zealand	1	1	-	-	-	-	-	-	-	1	1	-	-	-	-	-	-	-	-	-	-	-	-	-
Yunanistan Greece	408	163	245	5	3	2	375	148	227	22	8	14	6	4	2	-	-	-	-	-	-	-	-	-
Zambiya Zambia	37	22	15	-	-	-	26	14	12	9	6	3	2	2	-	-	-	-	-	-	-	-	-	-
Zimbabve Zimbabwe	36	23	13	-	-	-	17	11	6	17	11	6	2	1	1	-	-	-	-	-	-	-	-	-

Kaynak: Başbakanlık Yurtdışı Türkler ve Akraba Toplulukları Başkanlığı

Source: Prime Minister of the Presidency of Turks Abroad and Related Communities

## 5.3 Ülkeler, öğrenim düzeyleri ve öğrenim dallarına göre yurt dışında öğrenim gören burslu öğrenciler

Scholarship students studying abroad by country, level of education and programme

[17.12.2014 tarihi itibarıyla - As of 17.12.2014 ]

Ülkeler Country		Genel Toplam General Total			Dil Öğrenimi Language Learning			Yüksek Lisans Master's Degree			Doktora Doctorate			Staj Internship		
		Toplam Total	Fen Science	Sosyal Social	Toplam Total	Fen Science	Sosyal Social	Toplam Total	Fen Science	Sosyal Social	Toplam Total	Fen Science	Sosyal Social	Toplam Total	Fen Science	Sosyal Social
Genel Toplam General Total	Toplam - Total	2 791	1 650	1 141	623	317	306	898	543	355	1 263	783	480	7	7	-
	Erkek - Male	1 784	1 140	644	390	215	175	555	377	178	833	542	291	6	6	-
	Kadın - Female	1 007	510	497	233	102	131	343	166	177	430	241	189	1	1	-
Almanya Germany	Erkek - Male	88	53	35	14	2	12	43	33	10	31	18	13	-	-	-
	Kadın - Female	59	19	40	13	6	7	21	7	14	25	6	19	-	-	-
ABD United States	Erkek - Male	1 042	758	284	222	143	79	299	238	61	515	371	144	6	6	-
	Kadın - Female	490	303	187	105	53	52	156	104	52	228	145	83	1	1	-
Avustralya Australia	Erkek - Male	14	12	2	-	-	-	4	2	2	10	10	-	-	-	-
	Kadın - Female	7	4	3	-	-	-	3	-	3	4	4	-	-	-	-
Belçika Belgium	Erkek - Male	2	-	2	-	-	-	1	-	1	1	-	1	-	-	-
	Kadın - Female	1	-	1	-	-	-	-	-	-	1	-	1	-	-	-
Çek Cumhuriyeti Czech Republic	Erkek - Male	-	-	-	-	-	-	-	-	-	-	-	-	-	-	-
	Kadın - Female	1	-	1	-	-	-	1	-	1	-	-	-	-	-	-
Çin China	Erkek - Male	5	5	-	-	-	-	4	4	-	1	1	-	-	-	-
	Kadın - Female	1	-	1	-	-	-	1	-	1	-	-	-	-	-	-
Danimarka Denmark	Erkek - Male	2	1	1	-	-	-	1	-	1	1	1	-	-	-	-
	Kadın - Female	2	2	-	-	-	-	1	1	-	1	1	-	-	-	-
Fransa France	Erkek - Male	10	3	7	-	-	-	1	-	1	9	3	6	-	-	-
	Kadın - Female	12	2	10	-	-	-	3	-	3	9	2	7	-	-	-
Hollanda Holland	Erkek - Male	5	5	-	-	-	-	2	2	-	3	3	-	-	-	-
	Kadın - Female	2	2	-	-	-	-	2	2	-	-	-	-	-	-	-
İngiltere United Kingdom	Erkek - Male	532	258	274	139	66	73	165	83	82	228	109	119	-	-	-
	Kadın - Female	390	161	229	109	39	70	134	47	87	147	75	72	-	-	-
İran Iran	Erkek - Male	1	1	-	-	-	-	-	-	-	1	1	-	-	-	-
	Kadın - Female	-	-	-	-	-	-	-	-	-	-	-	-	-	-	-
İrlanda Ireland	Erkek - Male	2	1	1	-	-	-	1	-	1	1	1	-	-	-	-
	Kadın - Female	1	1	-	-	-	-	-	-	-	1	1	-	-	-	-
İspanya Spain	Erkek - Male	1	-	1	-	-	-	-	-	-	1	-	1	-	-	-
	Kadın - Female	3	1	2	-	-	-	2	-	2	1	1	-	-	-	-
İsveç Sweden	Erkek - Male	2	2	-	-	-	-	1	1	-	1	1	-	-	-	-
	Kadın - Female	-	-	-	-	-	-	-	-	-	-	-	-	-	-	-
İsviçre Switzerland	Erkek - Male	7	4	3	-	-	-	4	1	3	3	3	-	-	-	-
	Kadın - Female	1	-	1	-	-	-	-	-	-	1	-	1	-	-	-
İtalya Italy	Erkek - Male	-	-	-	-	-	-	-	-	-	-	-	-	-	-	-
	Kadın - Female	2	1	1	-	-	-	1	-	1	1	1	-	-	-	-
Japonya Japan	Erkek - Male	3	2	1	-	-	-	1	-	1	2	2	-	-	-	-
	Kadın - Female	2	1	1	-	-	-	1	-	1	1	1	-	-	-	-
Kanada Canada	Erkek - Male	39	35	4	4	4	-	14	13	1	21	18	3	-	-	-
	Kadın - Female	19	13	6	6	4	2	7	5	2	6	4	2	-	-	-
Macaristan Hungary	Erkek - Male	-	-	-	-	-	-	-	-	-	-	-	-	-	-	-
	Kadın - Female	1	-	1	-	-	-	1	-	1	-	-	-	-	-	-
Rusya Russia	Erkek - Male	6	-	6	2	-	2	1	-	1	3	-	3	-	-	-
	Kadın - Female	7	-	7	-	-	-	3	-	3	4	-	4	-	-	-
Ürdün Jordan	Erkek - Male	23	-	23	9	-	9	13	-	13	1	-	1	-	-	-
	Kadın - Female	6	-	6	-	-	-	6	-	6	-	-	-	-	-	-

Kaynak : Yükseköğretim ve Yurtdışı Eğitim Genel Müdürlüğü

Source : General Directorate of Higher Education and Study Abroad

## 6.1 İstatistiki Bölge Birimleri Sınıflaması 3. düzeye göre öğretmen evleri ve akşam sanat okulları ile öğretmen lokali sayısı

Number of Teacher's guest houses and clubs, and evening arts schools by Statistical Regions Level 3

[2014/'15 Öğretim yılı - The educational year 2014/'15]

İBBS 3. Düzey SR Level 3	Öğretmen evi ve ASO sayısı Number of teacher's guest house and EAS	Toplam yatak kapasitesi Total bed capacity	İBBS 3. Düzey SR Level 3	Öğretmen evi ve ASO sayısı Number of teacher's guest house and EAS	Toplam yatak kapasitesi Total bed capacity
Toplam - Total	536	21 243	TR723 Yozgat	12	333
TR100 İstanbul	13	686	TR811 Zonguldak	4	200
TR211 Tekirdağ	4	81	TR812 Karabük	3	111
TR212 Edirne	3	98	TR813 Bartın	4	67
TR213 Kırklareli	3	66	TR821 Kastamonu	8	298
TR221 Balıkesir	11	705	TR822 Çankırı	7	211
TR222 Çanakkale	11	636	TR823 Sinop	6	242
TR310 İzmir	13	742	TR831 Samsun	11	396
TR321 Aydın	7	306	TR832 Tokat	9	289
TR322 Denizli	1	104	TR833 Çorum	8	275
TR323 Muğla	6	279	TR834 Amasya	5	172
TR331 Manisa	6	300	TR901 Trabzon	11	416
TR332 Afyonkarahisar	9	307	TR902 Ordu	6	191
TR333 Kütahya	6	177	TR903 Giresun	12	261
TR334 Uşak	2	145	TR904 Rize	8	383
TR411 Bursa	10	180	TR905 Artvin	6	170
TR412 Eskişehir	2	179	TR906 Gümüşhane	5	106
TR413 Bilecik	6	214	TRA11 Erzurum	16	658
TR421 Kocaeli	6	292	TRA12 Erzincan	9	286
TR422 Sakarya	5	99	TRA13 Bayburt	1	84
TR423 Düzce	5	214	TRA21 Ağrı	8	244
TR424 Bolu	6	168	TRA22 Kars	7	270
TR425 Yalova	1	30	TRA23 Iğdır	2	88
TR510 Ankara	12	388	TRA24 Ardahan	5	147
TR521 Konya	16	706	TRB11 Malatya	6	268
TR522 Karaman	1	64	TRB12 Elazığ	7	233
TR611 Antalya	9	336	TRB13 Bingöl	5	182
TR612 Isparta	5	239	TRB14 Tunceli	6	134
TR613 Burdur	4	125	TRB21 Van	14	775
TR621 Adana	7	190	TRB22 Muş	5	151
TR622 Mersin	10	602	TRB23 Bitlis	7	296
TR631 Hatay	11	470	TRB24 Hakkari	4	178
TR632 Kahramanmaraş	9	319	TRC11 Gaziantep	4	203
TR633 Osmaniye	3	141	TRC12 Adıyaman	4	258
TR711 Kırıkkale	2	88	TRC13 Kilis	1	101
TR712 Aksaray	5	165	TRC21 Şanlıurfa	9	383
TR713 Niğde	6	141	TRC22 Diyarbakır	10	261
TR714 Nevşehir	5	178	TRC31 Mardin	5	216
TR715 Kırşehir	2	110	TRC32 Batman	5	207
TR721 Kayseri	6	233	TRC33 Şırnak	7	458
TR722 Sivas	10	370	TRC34 Siirt	5	168

Not. 09.01.2015 tarihi itibarıyla

Note. As of 09.01.2015

## 7.1 2015 Yılı Millî Eğitim Bakanlığı bütçesinin ekonomik sınıflandırmaya göre dağılımı ve 2014 yılı bütçe ödeneğine oranı

Allocation of the budget of Ministry of National Education for year 2015 by economic classification and it's ratio to net budget appropriation of year 2014.

Ödnek türü Type of Appropriation	2014 Yılı Bütçesi	2015 Yılı Bütçesi	2015 Yılı'nın 2014 Yılına göre
	Budget of year 2014 (TL)	Budget of year 2015 (TL)	Artış oranı Increase ratio of 2015 as compared with 2014 (%)
<b>Toplam - Total</b>	<b>55 704 817 610</b>	<b>62 000 248 000</b>	<b>11,30</b>
<b>01 Personel giderleri</b> Personnel expenditures	38 261 980 610	42 234 718 000	<b>10,38</b>
<b>02 Sos.Güv.Kur.Dev.Pir.giderleri</b> Insurance premium expenditures	5 940 776 000	6 603 091 000	<b>11,15</b>
<b>03 Mal ve Hiz.Alım giderleri</b> Goods and Services Purchasing Expenditures	4 599 639 000	5 828 441 000	<b>26,72</b>
<b>05 Cari transferler</b> Current transferals	1 677 322 000	1 803 918 000	<b>7,55</b>
<b>06 Sermaye Giderleri</b> Capital Expenditures	5 192 300 000	5 494 000 000	<b>5,81</b>
<b>07 Sermaye transferleri</b> Capital transferals	32 800 000	36 080 000	<b>10,00</b>

## 7.2 2015 Yılı Millî Eğitim Bakanlığı bütçesinin fonksiyonel sınıflandırmaya göre dağılımı

Allocation of the Budget of Ministry of National Education for 2015 fiscal year by Functional Classification

Ödnek Türü - Type of Appropriation	2015 Yılı Bütçesi	MEB Bütçesine Oranı
	Budget of year 2015 (TL)	Portion in total budget of MoNE (%)
<b>Toplam - Total</b>	<b>62 000 248 000</b>	<b>100,00</b>
<b>01 Genel Kamu Hizmetleri - General Public Services</b>	2 748 076 834	4,4324
<b>03 Kamu Düzeni ve Güvenlik Hizmetleri - Public Order and Security Services</b>	2 358 500	0,0038
<b>08 Dinlenme, Kültür ve Din Hizmetleri -Rest, Culture and Religion Services</b>	197 165 150	0,3180
<b>09 Eğitim Hizmetleri - Educational Services</b>	59 052 647 516	95,2458

## 7.3 Millî Eğitim Bakanlığı bütçe büyüklükleri

Budget of Ministry of National Education

Ödnek Türü Type of Appropriation	2014 Yılı Bütçesi	2015 Yılı Bütçesi	2015 Yılı'nın 2014 Yılına göre
	Budget of year 2014 (TL)	Budget of year 2015 (TL)	Artış oranı Increase ratio of 2015 as compared with 2014 (%)
<b>Millî Eğitim Bakanlığı</b> Ministry of National Education (MoNE)	<b>55 704 817 610</b>	<b>62 000 248 000</b>	<b>11,30</b>
<b>01 Personel Giderleri</b> Personnel Expenditures	38 261 980 610	42 234 718 000	<b>10,38</b>
<b>02 Sos.Güv.Kur.Dev.Pir.Giderleri</b> Insurance Premium Expenditures	5 940 776 000	6 603 091 000	<b>11,15</b>
<b>03 Mal ve Hiz.Alım Giderleri</b> Goods and Service Purchasing Expenditures	4 599 639 000	5 828 441 000	<b>26,72</b>
<b>05 Cari Transferler</b> Current Transferals	1 677 322 000	1 803 918 000	<b>7,55</b>
<b>06 Sermaye Giderleri</b> Capital Expenditures	5 192 300 000	5 494 000 000	<b>5,81</b>
<b>07 Sermaye Transferleri</b> Capital Transferals	32 800 000	36 080 000	<b>10,00</b>
<b>Merkezi Yönetim Bütçesi</b> Central Government Budget	<b>434 995 765 000</b>	<b>472 943 000 000</b>	<b>8,72</b>
<b>GSYH (Gayri Safi Yurt İçi Hasıla)<sup>(1)</sup></b> GDP (Gross Domestic Product) <sup>(1)</sup>	<b>1 719 000 000 000</b>	<b>1 945 000 000 000</b>	<b>13,15</b>
<b>MEB / Merkezi Yönetim Bütçesi (%)</b> MoNE / Central Government Budget (%)	12,81	13,11	-
<b>MEB / GSYH (Gayri Safi Yurt İçi Hasıla)%</b> MoNE / GDP (Gross Domestic Product)%	3,24	3,19	-

(1) Gerçekleşme tahminidir. 2015 Yılı Merkezi Yönetim Bütçe Kanunundan alınmıştır.

(1) Realization estimate. Taken from 2015 Central Government Budget Law.

## 7.4 Gayri Safi Yurt İçi Hasıla ile Konsolide/Merkezi Yönetim Bütçesinin Millî Eğitim Bakanlığı bütçesine oranları

Ratio of MoNE's Budget in Gross Domestic Product and Consolidated/Central Government Budget

Yıl Year	Millî Eğitim Bakanlığı Bütçesinin				
	GSYH (Gayri Safi Yurt İçi Hasıla) <sup>(1)</sup> GDP (Gross Domestic Product) <sup>(1)</sup>	Konsolide Bütçe <sup>(3)</sup> Consolidated Budget <sup>(3)</sup>	MEB Bütçesi <sup>(3)</sup> Budget of MoNE <sup>(3)</sup>	GSYH (Gayri Safi Yurt İçi Hasıla) oranı Ratio of MoNE's budget in GDP	Konsolide Bütçeye oranı Ratio of MoNE's budget in Consolidated Budget
	(TL)	(TL)	(TL)	(%)	(%)
1997	29 393 262 000	6 361 685 500	510 063 600	1,74	8,02
1998	70 203 147 000	14 789 475 000	1 243 108 000	1,77	8,41
1999	104 595 915 540	27 266 600 000	2 131 808 500	2,04	7,82
2000	166 658 021 460	46 827 436 000	3 350 330 000	2,01	7,15
2001	240 224 083 050	48 519 490 000	4 046 305 625	1,68	8,34
2002	350 476 089 498	98 131 000 000	7 460 991 000	2,13	7,60
2003	454 780 659 396	147 230 170 000	10 179 997 000	2,24	6,91
2004	559 033 025 861	150 658 129 000	12 366 236 276	2,21	8,21
2005	648 931 711 812	156 088 874 910	14 835 422 184	2,29	9,50
Yıl Year	Millî Eğitim Bakanlığı Bütçesinin				
	GSYH (Gayri Safi Yurt İçi Hasıla) <sup>(1)</sup> GDP (Gross Domestic Product) <sup>(1)</sup>	Merkezi Yönetim Bütçesi <sup>(3)</sup> Central Government Budget <sup>(3)</sup>	MEB Bütçesi <sup>(3)</sup> - Budget of MoNE <sup>(3)</sup>	GSYH (Gayri Safi Yurt İçi Hasıla) oranı Ratio of MoNE's budget in GDP	Merkezi Yönetim Bütçeye oranı Ratio of MoNE's budget in Central Government Budget
	(TL)	(TL)	(TL)	(%)	(%)
2006	758 390 785 210	174 958 100 699	16 568 145 500	2,18	9,47
2007	843 178 421 420	204 988 545 572	21 355 634 000	2,53	10,42
2008	950 534 250 715	222 553 216 800	22 915 565 000	2,41	10,30
2009	952 558 578 826	262 217 866 000	27 446 778 095	2,88	10,47
2010	1 098 799 348 446	286 981 303 810	28 237 412 000	2,57	9,84
2011	1 297 713 210 117	312 572 607 330	34 112 163 000	2,63	10,91
2012	1 416 798 489 820	350 898 317 817	39 169 379 190	2,76	11,16
2013	1 565 180 961 710	404 045 669 000	47 496 378 650	3,03	11,76
2014 <sup>(2)</sup>	1 719 000 000 000	434 995 765 000	55 704 817 610	3,24	12,81
2015 <sup>(2)</sup>	1 945 000 000 000	472 943 000 000	62 000 248 000	3,19	13,11

(1) 2014 yılına kadar Türkiye İstatistik Kurumu'nun [www.tuik.gov.tr](http://www.tuik.gov.tr) adresinden alınmıştır. Her yıl güncellenmektedir.(1) Taken from the Turkish Statistical Institution ([www.tuik.gov.tr](http://www.tuik.gov.tr)) until the year 2014. It is updated each year.

(2) GSYH'nin Gerçekleşmesi tahminidir. 2015 Yılı Merkezi Yönetim Bütçe Kanunu Tasarısından alınmıştır.

(2) Realization estimate of GDP. Taken from the Draft 2015 Central Government Budget Law.

(3) Bütçe Kanunlarından alınmıştır.

(3) Taken from Budget Laws.

## 7.5 2015 yılı Yüksek Öğretim Kurulu, üniversiteler ve yüksek teknoloji enstitüleri bütçelerinin 2014 yılı bütçesine oranı

Ratio of 2015 budgets of Higher Education Council, universities and high technology institutes to 2014 budget

Ödnek türü -Type of Appropriation	2014 yılı bütçesi -Budget of year 2014	2015 yılı bütçesi-Budget of year 2015	Artış Oranı Increase ratio
	(TL)	(TL)	%
<b>Toplam - Total</b>	<b>16 939 010 000</b>	<b>18 493 252 000</b>	<b>9,18</b>
<b>01 Personel Giderleri- Personnel Expenditures</b>	9 180 098 000	10 011 864 000	9,06
<b>02 Sos.Güv.Kur.Dev.Pir.Giderleri Insurance Premium Expenditures</b>	1 578 282 000	1 716 406 000	8,75
<b>03 Mal ve Hiz.Alım Giderleri-Goods And Service Purchasing Expenditures</b>	2 267 786 000	2 533 192 000	11,7
<b>05 Cari Transferler-Current Transfers</b>	287 614 000	378 790 000	31,7
<b>06 Sermaye Giderleri -Capital Expenditures</b>	3 625 230 000	3 853 000 000	6,28

## 7.6 MEB ile YÖK+Üniversiteler bütçesinin Gayri Safi Yurt İçi Hasıla ile Konsolide/Merkezi Yönetim bütçe içindeki payları

Proportions of Budgets of MoNE and HEC +Universities in Gross Domestic Product and Consolidated/ Central Government Budget

Yıl Year	Bütçe Ödenekleri - Budget Appropriations			Toplam Eğitim Bütçesinin Konsolide/Merkezi Yönetim Bütçe Payı Proportion of total education budget in consolidated/ central government budget	Toplam Eğitim Bütçesinin GSYH (Gayri Safi Yurt İçi Hasıla) Payı Proportion of total education budget in GDP
	MEB Bütçe Ödeneği MoNE's budget appropriation	YÖK+Üniversite Bütçeleri - Budgets of HEC+Universities	Toplam - Total	(%)	(%)
	(Bin TL - Thousand TL)				
1999	2 131 808 500	676 899 815	2 808 708 315	10,30	2,69
2000	3 350 330 000	1 046 544 700	4 396 874 700	9,39	2,64
2001	4 046 305 625	1 364 910 550	5 411 216 175	11,15	2,25
2002	7 460 991 000	2 495 967 700	9 956 958 700	10,15	2,84
2003	10 179 997 000	3 408 608 000	13 588 605 000	9,23	2,99
2004	12 366 236 276	3 894 070 670	16 260 306 946	10,79	2,91
2005	14 835 422 184	5 218 467 000	20 053 889 184	12,85	3,09
2006	16 568 145 500	5 846 822 761	22 414 968 261	12,81	2,96
2007	21 355 634 000	6 586 692 000	27 942 326 000	13,63	3,31
2008	22 915 565 000	7 318 284 650	30 233 849 650	13,58	3,18
2009	27 446 778 095	8 772 719 225	36 219 497 320	13,81	3,80
2010	28 237 412 000	9 355 457 600	37 592 869 600	13,10	3,42
2011	34 112 163 000	11 503 927 500	45 616 090 500	14,59	3,52
2012	39 169 379 190	12 743 603 000	51 912 982 190	14,79	3,67
2013	47 496 378 650	15 227 760 500	62 724 139 150	15,52	4,02
2014	55 704 817 610	16 939 010 000	72 643 827 610	16,70	4,23
2015	62 000 248 000	18 493 252 000	80 493 500 000	17,02	4,14

## 7.7 YÖK, üniversite ve ileri teknoloji enstitülerinin ekonomik sınıflandırmaya göre 2015 yılı bütçesi

2015 budget of HEC, universities and high technology institutes by economic classification

Üniversiteler/Kurum University/Institution	01	02	03	05	06	
						Personel giderleri Personnel expenditures
Toplam -Total						
<b>TOPLAM</b>	<b>18 493 252 000</b>	<b>10 011 864 000</b>	<b>1 716 406 000</b>	<b>2 533 192 000</b>	<b>378 790 000</b>	<b>3 853 000 000</b>
Yükseköğretim Kurulu	40 428 000	28 643 000	3 968 000	2 882 000	1 935 000	3 000 000
Ankara Üniversitesi	619 003 000	383 887 000	70 567 000	61 213 000	16 526 000	86 810 000
Ortadoğu Teknik Üniversitesi	363 950 000	196 667 000	34 151 000	72 264 000	8 398 000	52 470 000
Hacettepe Üniversitesi	608 266 000	346 973 000	66 366 000	76 971 000	17 996 000	99 960 000
Gazi Üniversitesi	585 121 000	346 896 000	61 466 000	74 251 000	12 326 000	90 182 000
İstanbul Üniversitesi	848 186 000	514 932 000	101 194 000	137 911 000	22 839 000	71 310 000
İstanbul Teknik Üniversitesi	327 029 000	186 785 000	32 607 000	60 981 000	6 471 000	40 185 000
Boğaziçi Üniversitesi	192 005 000	95 260 000	16 248 000	36 558 000	4 179 000	39 760 000
Marmara Üniversitesi	397 813 000	233 337 000	41 050 000	56 767 000	8 029 000	58 630 000
Yıldız Teknik Üniversitesi Mimar Sinan Güzel Sanatlar Üniversitesi	220 371 000 110 058 000	127 854 000 51 101 000	21 673 000 9 413 000	34 124 000 11 284 000	5 970 000 3 108 000	30 750 000 35 152 000
Ege Üniversitesi	513 593 000	300 961 000	58 882 000	62 532 000	13 583 000	77 635 000
Dokuz Eylül Üniversitesi	451 308 000	277 329 000	51 208 000	39 215 000	10 339 000	73 217 000
Trakya Üniversitesi	220 416 000	119 180 000	21 809 000	26 189 000	5 188 000	48 050 000
Uludağ Üniversitesi	336 899 000	197 338 000	35 496 000	59 244 000	9 721 000	35 100 000
Anadolu Üniversitesi	409 740 000	212 700 000	38 775 000	71 319 000	5 828 000	81 118 000
Selçuk Üniversitesi	360 194 000	203 683 000	33 535 000	65 360 000	7 906 000	49 710 000
Akdeniz Üniversitesi	336 593 000	184 902 000	33 852 000	40 861 000	7 855 000	69 123 000
Erciyes Üniversitesi	315 674 000	188 095 000	32 236 000	37 152 000	8 431 000	49 760 000
Cumhuriyet Üniversitesi	241 368 000	143 179 000	23 329 000	30 896 000	5 284 000	38 680 000
Çukurova Üniversitesi	367 023 000	218 438 000	39 178 000	43 105 000	7 780 000	58 522 000
Ondokuz Mayıs Üniversitesi	299 930 000	181 740 000	33 277 000	32 772 000	7 041 000	45 100 000
Karadeniz Teknik Üniversitesi	300 859 000	176 791 000	31 835 000	39 867 000	6 656 000	45 710 000
Atatürk Üniversitesi	411 208 000	248 651 000	38 726 000	66 119 000	7 380 000	50 332 000
İnönü Üniversitesi	266 542 000	154 000 000	25 503 000	33 306 000	5 333 000	48 400 000
Fırat Üniversitesi	264 063 000	153 796 000	24 440 000	33 842 000	4 825 000	47 160 000
Dicle Üniversitesi	270 608 000	165 211 000	27 949 000	35 688 000	5 350 000	36 410 000
Yüzüncü Yıl Üniversitesi	251 291 000	150 086 000	21 984 000	31 687 000	4 034 000	43 500 000
Gaziantep Üniversitesi	220 418 000	121 299 000	20 927 000	29 234 000	4 838 000	44 120 000
İzmir Yüksek Teknoloji Enstitüsü	79 262 000	40 385 000	6 889 000	9 671 000	1 317 000	21 000 000
Gebze Teknik Üniversitesi	77 209 000	35 987 000	6 035 000	9 071 000	1 316 000	24 800 000
Harran Üniversitesi	191 768 000	87 076 000	14 102 000	20 511 000	3 279 000	66 800 000
Süleyman Demirel Üniversitesi	276 556 000	173 617 000	29 531 000	36 257 000	5 391 000	31 760 000
Adnan Menderes Üniversitesi	195 975 000	115 928 000	21 057 000	21 499 000	4 245 000	33 246 000
Bülent Ecevit Üniversitesi	166 741 000	88 877 000	15 510 000	25 298 000	3 496 000	33 560 000

## 7.7 YÖK, üniversite ve ileri teknoloji enstitülerinin ekonomik sınıflandırmaya göre 2015 yılı bütçesi (devam)

2015 budget of HEC, universities and high technology institutes by economic classification (continued)

Üniversiteler/Kurum University/Institution	Toplam - Total	01	02	03	05	06
		Personel giderleri Personnel expenditures	Sos.Güv.Kur. Dev.pir. giderleri Insurance premium expenditures	Mal ve hiz. alım giderleri Goods and Services Purchasing Expenditures	Cari transferler Current transfers	Sermaye giderleri Capital Expenditures
Mersin Üniversitesi	229 673 000	119 069 000	20 985 000	23 653 000	4 766 000	61 200 000
Pamukkale Üniversitesi	233 538 000	148 835 000	26 572 000	24 187 000	4 832 000	29 112 000
Balıkesir Üniversitesi	153 406 000	84 145 000	13 820 000	21 934 000	2 747 000	30 760 000
Kocaeli Üniversitesi	255 038 000	149 992 000	26 722 000	42 843 000	5 661 000	29 820 000
Sakarya Üniversitesi	237 448 000	143 588 000	21 910 000	42 064 000	3 896 000	25 990 000
Celal Bayar Üniversitesi	209 244 000	122 582 000	20 852 000	28 238 000	4 460 000	33 112 000
Abant İzzet Baysal Üniversitesi	151 459 000	86 063 000	15 134 000	20 792 000	2 930 000	26 540 000
Mustafa Kemal Üniversitesi	184 556 000	91 728 000	15 468 000	23 951 000	3 529 000	49 880 000
Afyon Kocatepe Üniversitesi	187 891 000	98 340 000	16 547 000	24 386 000	3 506 000	45 112 000
Kafkas Üniversitesi	139 655 000	66 240 000	9 860 000	20 933 000	2 122 000	40 500 000
Çanakkale Onsekiz Mart Üniversitesi	220 034 000	111 974 000	19 196 000	26 533 000	3 721 000	58 610 000
Niğde Üniversitesi	110 509 000	56 461 000	9 497 000	14 886 000	1 665 000	28 000 000
Dumlupınar Üniversitesi	157 279 000	90 257 000	14 440 000	25 334 000	2 438 000	24 810 000
Gaziosmanpaşa Üniversitesi	175 609 000	88 810 000	14 868 000	20 542 000	2 899 000	48 490 000
Muğla Sıtkı Koçman Üniversitesi	164 417 000	95 817 000	16 401 000	25 068 000	2 551 000	24 580 000
Kahramanmaraş Sütçü İmam Üniversitesi	182 540 000	93 944 000	15 491 000	20 758 000	3 247 000	49 100 000
Kırıkkale Üniversitesi	156 458 000	83 515 000	14 249 000	18 078 000	3 516 000	37 100 000
Eskişehir Osmangazi Üniversitesi	238 331 000	130 242 000	23 544 000	26 933 000	5 072 000	52 540 000
Galatasaray Üniversitesi	60 958 000	29 125 000	4 729 000	13 956 000	2 148 000	11 000 000
Ahi Evran Üniversitesi	93 094 000	40 899 000	6 437 000	14 401 000	1 507 000	29 850 000
Kastamonu Üniversitesi	92 571 000	42 071 000	6 217 000	13 302 000	1 481 000	29 500 000
Düzce Üniversitesi	121 538 000	62 873 000	10 772 000	15 263 000	2 810 000	29 820 000
Mehmet Akif Ersoy Üniversitesi	96 519 000	44 434 000	6 873 000	17 832 000	1 880 000	25 500 000
Uşak Üniversitesi	89 470 000	38 372 000	5 873 000	14 486 000	1 179 000	29 560 000
Recep Tayyip Erdoğan Üniversitesi	110 435 000	52 129 000	8 247 000	15 957 000	1 500 000	32 602 000
Namık Kemal Üniversitesi	142 114 000	62 280 000	10 399 000	18 099 000	2 336 000	49 000 000
Erzincan Üniversitesi	98 301 000	53 265 000	7 519 000	12 593 000	1 414 000	23 510 000
Aksaray Üniversitesi	87 982 000	43 842 000	6 725 000	11 093 000	1 322 000	25 000 000
Giresun Üniversitesi	102 854 000	45 028 000	6 917 000	18 205 000	1 702 000	31 002 000
Hitit Üniversitesi	94 532 000	37 826 000	5 815 000	11 113 000	1 278 000	38 500 000
Bozok Üniversitesi	107 350 000	43 532 000	6 878 000	13 683 000	1 657 000	41 600 000
Adıyaman Üniversitesi	102 918 000	54 574 000	8 105 000	13 370 000	1 319 000	25 550 000
Ordu Üniversitesi	85 240 000	38 491 000	6 107 000	12 535 000	1 377 000	26 730 000
Amasya Üniversitesi	70 972 000	28 674 000	4 490 000	10 428 000	1 380 000	26 000 000



## 7.7 YÖK, üniversite ve ileri teknoloji enstitülerinin ekonomik sınıflandırmaya göre 2015 yılı bütçesi (devam)

2015 budget of HEC, universities and high technology institutes by economic classification (continued)

Üniversiteler/Kurum University/Institution	Toplam - Total	01	02	03	05	06
		Personel giderleri Personnel expenditures	Sos.Güv.Kur. Dev.pir. giderleri Insurance premium expenditures	Mal ve hiz. alım giderleri Goods and Services Purchasing Expenditures	Cari transferler Current transfers	Sermaye giderleri Capital Expenditures
Kahramanoğlu Mehmetbey Üniversitesi	65 363 000	23 700 000	3 501 000	9 862 000	1 300 000	27 000 000
Ağrı İbrahim Çeçen Üniversitesi	68 389 000	28 425 000	3 511 000	11 586 000	1 167 000	23 700 000
Sinop Üniversitesi	58 937 000	26 428 000	4 228 000	8 554 000	1 227 000	18 500 000
Siirt Üniversitesi	64 248 000	25 961 000	3 472 000	10 586 000	1 229 000	23 000 000
Nevşehir Hacı Bektaş Veli Üniversitesi	79 287 000	34 454 000	5 116 000	9 479 000	1 238 000	29 000 000
Karabük Üniversitesi	116 521 000	60 738 000	8 474 000	18 326 000	1 733 000	27 250 000
Kilis 7 Aralık Üniversitesi	56 575 000	21 889 000	3 018 000	10 039 000	1 129 000	20 500 000
Çankırı Karatekin Üniversitesi	76 625 000	33 927 000	5 329 000	14 145 000	1 224 000	22 000 000
Artvin Çoruh Üniversitesi	62 955 000	26 545 000	3 726 000	9 444 000	1 030 000	22 210 000
Bilecik Şeyh Edebali Üniversitesi	70 785 000	29 569 000	4 488 000	11 717 000	1 011 000	24 000 000
Bitlis Eren Üniversitesi	64 284 000	25 033 000	3 329 000	10 024 000	1 098 000	24 800 000
Kırklareli Üniversitesi	76 818 000	33 910 000	5 004 000	12 671 000	1 233 000	24 000 000
Osmaniye Korkut Ata Üniversitesi	63 631 000	24 188 000	3 769 000	9 829 000	1 335 000	24 510 000
Bingöl Üniversitesi	77 935 000	36 312 000	4 531 000	8 266 000	1 016 000	27 810 000
Muş Alparslan Üniversitesi	71 783 000	29 621 000	3 667 000	10 700 000	1 045 000	26 750 000
Mardin Artuklu Üniversitesi	71 772 000	32 541 000	4 499 000	9 502 000	1 220 000	24 010 000
Batman Üniversitesi	70 093 000	28 458 000	3 699 000	9 893 000	1 043 000	27 000 000
Ardahan Üniversitesi	55 142 000	18 534 000	2 360 000	7 535 000	703 000	26 010 000
Bartın Üniversitesi	67 675 000	28 489 000	4 130 000	7 854 000	702 000	26 500 000
Bayburt Üniversitesi	56 702 000	19 985 000	2 426 000	7 920 000	661 000	25 710 000
Gümüşhane Üniversitesi	82 077 000	38 207 000	5 170 000	13 858 000	840 000	24 002 000
Hakkari Üniversitesi	40 621 000	17 630 000	2 401 000	7 932 000	658 000	12 000 000
İğdir Üniversitesi	48 332 000	20 730 000	2 659 000	8 261 000	670 000	16 012 000
Şırnak Üniversitesi	53 885 000	17 537 000	2 292 000	6 378 000	668 000	27 010 000
Tunceli Üniversitesi	61 234 000	27 107 000	3 409 000	7 025 000	693 000	23 000 000
Yalova Üniversitesi	69 003 000	29 899 000	4 289 000	7 089 000	724 000	27 002 000
Türk Alman Üniversitesi	25 859 000	4 293 000	668 000	5 542 000	354 000	15 002 000
Yıldırım Beyazıt Üniversitesi	88 384 000	43 537 000	7 309 000	7 091 000	947 000	29 500 000
Bursa Teknik Üniversitesi	35 622 000	8 869 000	1 489 000	6 009 000	455 000	18 800 000
İstanbul Medeniyet Üniversitesi	55 740 000	18 076 000	3 072 000	5 734 000	358 000	28 500 000
İzmir Katip Çelebi Üniversitesi	79 874 000	30 424 000	5 387 000	7 507 000	756 000	35 800 000
Necmettin Erbakan Üniversitesi	194 216 000	104 946 000	18 622 000	14 687 000	3 851 000	52 110 000
Kayseri Abdullah Gül Üniversitesi	60 706 000	8 900 000	1 520 000	5 942 000	344 000	44 000 000
Erzurum Teknik Üniversitesi	46 211 000	8 127 000	1 146 000	6 084 000	354 000	30 500 000
Adana Bilim ve Teknoloji Üniversitesi	48 241 000	10 209 000	1 629 000	6 030 000	373 000	30 000 000
Ankara Sosyal Bilimler Üniversitesi	26 326 000	4 065 000	640 000	6 761 000	360 000	14 500 000

**8.1 Konsolide bütçe yatırımlarından Millî Eğitim Bakanlığı yatırımlarına ayrılan pay**  
Proportion of MoNE's Investments in Consolidated Budget Investments

Yıl - Year	Konsolide bütçe yatırım ödeneği Consolidated budget investment appropriation	MEB yatırım ödeneği Investment Appropriation of MoNE	Konsolide bütçe yatırımlarından MEB yatırımlarına ayrılan pay(%) Proportion of MoNE's investments in consolidated budget investments
	(TL)	(TL)	(%)
1997	524 600 000	76 884 950	14,66
1998	999 975 000	373 262 000	37,33
1999	1 410 000 000	408 341 000	28,96
2000	2 352 000 000	666 782 000	28,35
2001	3 500 000 000	779 855 000	22,28
2002	5 736 000 000	1 281 690 000	22,34
2003	8 998 500 000	1 479 050 000	16,44
2004	7 368 361 000	1 244 150 000	16,89
2005	10 143 886 000	1 230 306 000	12,13

Yıl - Year	Merkezi Yönetim Bütçe Yatırım Ödeneği Central Government Budget Investment Appropriation	MEB yatırım ödeneği Investment Appropriation of MoNE	Konsolide bütçe yatırımlarından MEB yatırımlarına ayrılan pay(%) Proportion of MoNE's Investments in consolidated budget investments
	(TL)	(TL)	(%)
2006	9 639 582 000	1 238 498 000	12,85
2007	9 341 637 000	1 490 000 000	15,95
2008	8 743 466 000	1 296 704 000	14,83
2009	12 609 700 000	1 754 417 000	13,91
2010	19 046 000 000	1 785 327 000	9,37
2011	21 426 591 000	1 995 625 000	9,31
2012	27 913 538 000	2 600 000 000	9,31
2013	33 488 724 000	3 955 000 000	11,81
2014	36 400 961 000	5 192 300 000	14,26
2015	40 454 052 000	5 494 000 000	13,58

**8.2 MEB yatırım bütçesinin Gayri Safi Yurtiçi Hâsıla ve konsolide bütçeye oranları**  
Ratio of investment budget of MoNE in Gross Domestic Product and Consolidated budget

Yıl -Year	GSYH (Gayri Safi Yurt İçi Hasıla) <sup>(1)</sup> GDP (Gross Domestic Product) <sup>(1)</sup>	Konsolide Bütçe <sup>(2)</sup> Consolidated Budget <sup>(2)</sup>	MEB yatırım bütçesi Investment budget of MoNE	Millî Eğitim Bakanlığı yatırım bütçesinin	
				GSYH'ya oranı Ratio of MoNE's Budget in GDP	Konsolide bütçeye oranı Ratio of investment budget of MoNE in consolidated budget
	(TL)	(TL)	(TL)	(%)	(%)
1998	70 203 147 000	14 789 475 000	373 262 000	0,53	2,52
1999	104 595 915 540	27 266 600 000	408 341 000	0,39	1,50
2000	166 658 021 460	46 827 436 000	666 782 000	0,40	1,42
2001	240 224 083 050	48 519 490 000	779 855 000	0,32	1,61
2002	350 476 089 498	98 131 000 000	1 281 690 000	0,37	1,31
2003	454 780 659 396	147 230 170 000	1 479 050 000	0,33	1,00
2004	559 033 025 861	150 658 129 000	1 244 150 000	0,22	0,83
2005	648 931 711 812	156 088 874 910	1 230 306 000	0,19	0,79

Yıl -Year	GSYH (Gayri Safi Yurt İçi Hasıla) <sup>(1)</sup> GDP (Gross Domestic Product) <sup>(1)</sup>	Merkezi Yönetim Bütçesi <sup>(2)(3)</sup> Central Government Budget <sup>(2)(3)</sup>	MEB yatırım bütçesi Investment budget of MoNE	Millî Eğitim Bakanlığı yatırım bütçesinin	
				GSYH'ya oranı Ratio of MoNE's Budget in GDP	Merkezi Yönetim Bütçeye oranı Ratio of MoNE's budget in Central Government Budget
	(TL)	(TL)	(TL)	(%)	(%)
2006	758 390 785 210	174 958 100 699	1 241 498 000	0,16	0,71
2007	843 178 421 420	204 988 545 572	1 490 000 000	0,18	0,73
2008	950 534 250 715	222 553 216 800	1 296 704 000	0,14	0,58
2009	952 558 578 826	262 217 866 000	1 506 188 195	0,16	0,57
2010	1 098 799 348 446	286 981 303 810	1 785 327 000	0,16	0,62
2011	1 297 713 210 117	312 572 607 330	1 995 625 000	0,15	0,64
2012	1 415 786 010 349	350 898 317 817	2 600 000 000	0,18	0,74
2013	1 559 160 000 000	404 045 669 000	3 955 000 000	0,25	0,98
2014	1 719 000 000 000	436 432 901 000	5 192 300 000	0,30	1,19
2015 <sup>(4)</sup>	1 945 000 000 000	472 943 000 000	5 494 000 000	0,28	1,16

(1) Türkiye İstatistik Kurumu'nun [www.tuik.gov.tr](http://www.tuik.gov.tr) adresinden alınmıştır.

(2) Bütçe Kanunlarından alınmıştır.

(3) Merkezi Yönetim Bütçesi Toplamı (Hazine Yardımları dahil edilmemiştir)

(4) GSYH'nın Gerçekleşmesi tahminidir. 2015 Yılı Merkezi Yönetim Bütçe Kanunu Tasansından alınmıştır.

(1) Obtained from TürkStat ([www.tuik.gov.tr](http://www.tuik.gov.tr))

(2) Taken from Budget Laws.

(3) Total Central Government Budget (Excluding treasury aids)

(4) Realization estimate of GDP. Taken from the Draft 2015 Central Government Budget Law.

8.3 Millî Eğitim Bakanlığı bütçesinden yatırımlara ayrılan pay  
Proportion of investments in the budget of MoNE

Yıl Year	MEB bütçesi <sup>(1)</sup> Budget of MoNE <sup>(1)</sup>	MEB yatırım bütçesi Investment budget of MoNE	MEB bütçesinden yatırıma ayrılan pay Proportion of investments in the budget of MoNE
	(TL)	(TL)	(%)
1997	512 234 445	76 884 950	15,01
1998	1 243 108 000	373 262 000	30,03
1999	2 131 808 500	408 341 000	19,15
2000	3 350 330 000	666 782 000	19,90
2001	4 046 305 625	779 855 000	19,27
2002	7 460 991 000	1 281 690 000	17,18
2003	10 179 997 000	1 479 050 000	14,53
2004	12 854 642 000	1 244 150 000	9,68
2005	14 882 259 500	1 230 306 000	8,27
2006	16 568 145 500	1 241 498 000	7,49
2007	21 355 634 000	1 490 000 000	6,98
2008	22 915 565 000	1 296 704 000	5,66
2009	27 446 778 095	1 256 188 195	4,58
2010	28 237 412 000	1 785 327 000	6,32
2011	34 112 163 000	1 995 625 000	5,85
2012	39 169 379 190	2 600 000 000	6,64
2013	47 496 378 650	3 955 000 000	8,33
2014	55 704 817 610	5 192 300 000	9,32
2015	62 000 248 000	5 494 000 000	8,86

(1) Bütçe Kanunlarından alınmıştır.

(1) Taken from Budget Laws.

8.4 2003-2014 yılları arasında yapılan derslik sayısı  
Number of classrooms built between 2003-2014

Yıl Year	Toplam - Total	Anaokulu/ Anasınıfı Kindergarten/ Nursery class	İlköğretim Primary education	Ortaöğretim (mesleki teknik dahil) Secondary education (including vocational and technical)	Yaygın eğitim Non - formal education	Eğitime %100 destekten yapılan Classrooms built within the context of 100 % support for education campaign
		2003	15 253	610	13 959	553
2004	28 078	884	17 471	2476	104	7 143
2005	28 698	951	20 256	683	155	6 653
2006	28 243	748	19 301	1336	114	6 744
2007	15 728	425	10 721	928	124	3 530
2008	16 790	505	14 169	716	42	1 358
2009	9 844	1 304	6 148	1 720	48	624
2010	17 317	1 500	10 098	2 725	27	2 967
2011	9 802	1 627	3 797	2 007	114	2 257
2012	18 706	8 024	2 231	4 300	72	4 079

Yıl Year	Toplam - Total	Temel Eğitim <sup>(1)</sup> Primary education <sup>(1)</sup>	Ortaöğretim (mesleki teknik dahil) Secondary education (including vocational and technical)	Yaygın eğitim Non - formal education	Eğitime %100 destekten yapılan Classrooms built within the context of 100 % support for education campaign	
			2013 <sup>(1)</sup>	17 266	9 826	3 849
2014 <sup>(1)</sup>	28 748	20 269	5 352	116	3 011	
<b>Toplam</b> Total	<b>234 473</b>	<b>16 578</b>	<b>148 246</b>	<b>26 645</b>	<b>1 172</b>	<b>41 832</b>

Not. Hayırseverler, Dünya Bankası, Avrupa Birliği Hıbesi, Millî Piyango, EFKAP, TELEKOM ve TOKİ kaynakları ile yaptırılan derslik sayıları dahil edilmiştir.

Note. Number of classrooms built with the support of charitable donors World Bank, European Union (EU) grant, National Lottery, Physical Support for Education Project (EFKAP), Turkish TELEKOM and the Collective Residence Administration (TOKI) sources are included.

(1) Anaokulu/Anasınıfı derslikleri Temel Eğitim içinde yer almaktadır.

(1) The classrooms of kindergartens and nursery classes are involved in Basic Education.

## 8.5 Halkın ve İl Özel İdarelerinin eğitime katkıları

Provincial Private Administrations' and Individuals' Support to Education

Yıl Year	Halk katkısı Support of Individuals		Yıl Year	İl Özel idare katkısı Support of Provincial Private Administrations	
	Sağlandığı yıl tutarı Amount in year in which it was provided	DPT 2010 yılı deflatörüne göre tutar Amount by 2010 DPT Deflator		Sağlandığı yıl tutarı Amount in year in which it was provided	DPT 2010 yılı deflatörüne göre tutar Amount by 2010 DPT Deflator
1985	25 060	174 877 878	1985	5 596	39 050 942
1986	37 615	188 075 000	1986	10 587	52 935 000
1987	46 267	162 112 824	1987	21 276	74 548 002
1988	82 388	156 363 636	1988	34 224	64 953 501
1989	114 638	149 540 829	1989	48 930	63 827 289
1990	187 178	163 889 326	1990	65 711	57 535 242
1991	238 664	124 987 693	1991	91 873	48 113 642
1992	404 492	131 580 625	1992	162 360	52 815 458
1993	740 159	149 923 838	1993	195 402	39 579 898
1994	1 885 332	164 053 183	1994	481 582	41 905 118
1995	4 587 242	232 388 966	1995	1 127 592	57 123 635
1996	9 486 177	269 046 527	1996	2 868 142	81 346 115
1997	18 471 454	292 123 317	1997	6 749 144	106 736 715
1998	50 986 181	466 682 907	1998	16 435 656	150 437 620
1999	71 210 217	431 068 933	1999	27 721 024	167 808 395
2000	84 682 400	356 864 602	2000	47 064 128	198 335 443
2001	83 801 008	209 721 679	2001	69 051 344	172 808 945
2002	96 020 373	177 119 589	2002	114 261 319	210 766 916
2003	144 030 560	227 993 064	2003	182 356 168	288 660 555
2004	104 837 117	146 575 297	2004	677 741 292	947 566 421
2005	213 714 999	292 092 780	2005	948 183 585	1 295 920 179
2006	234 689 755	281 325 303	2006	1 187 132 414	1 423 029 254
2007	251 729 440	296 183 329	2007	1 108 166 147	1 303 861 554
2008	218 259 319	218 259 319	2008	971 061 840	971 061 840
2009	118 167 971	118 167 971	2009	528 693 606	528 693 606
2010	115 647 348	115 647 348	2010	467 359 930	467 359 930
2011	142 961 205	142 961 205	2011	602 975 259	602 975 259
2012	134 981 052	134 981 052	2012	633 835 580	633 835 580
2013	132 708 459	132 708 459	2013	776 077 077	776 077 077
2014	123 824 878	123 824 878	2014	328 552 049	328 552 049

## 8.6. 2015 yılında tahsisi öngörülen yatırım ödenekleri

Investment appropriations foreseen to be allocated in 2015

(Bin TL - Thousand TL )

Daireler Departments	Yapı tesis Construction facility	Makine- teçhizat Equipment	Büyük onarım Major Restoration	Kamulaş- tırma Nationalization	Etüt proje Research project	Dış Kredi External Loan	3308 Sayılı Kanun Gelirleri Incomes of Law No 3308	Toplam Total
<b>MEB Toplamı</b> Grand Total of MoNE	<b>3 391 780</b>	<b>889 500</b>	<b>346 500</b>	<b>185 000</b>	<b>630 220</b>	-	<b>51 000</b>	<b>5 494 000</b>
<b>Temel Eğitim Hizmetleri</b> Primary Educational Services	800 000	116 000	85 000	-	6 000	-	-	<b>1 007 000</b>
<b>Genel Ortaöğretim Okulları</b> General Secondary Education Schools	735 000	138 000	105 000	-	5 000	-	-	<b>983 000</b>
<b>Din Öğretimi Okulları</b> Religious Education Schools	698 000	-	-	-	-	-	-	<b>698 000</b>
<b>Özel Eğitim Okul ve Kurumları</b> Special Education Schools and Institutions	87 000	-	-	-	-	-	-	<b>87 000</b>
<b>Yenilik ve Eğitim Teknolojileri Genel Müdürlüğü</b> General Directorate of Innovation and Education Technologies	-	500 000	-	-	515 520	-	-	<b>1 015 520</b>
<b>İlk ve Genel Ortaöğretim Sektörü Toplamı</b> Total of Primary and General Secondary Education Sector	<b>2 320 000</b>	<b>754 000</b>	<b>190 000</b>	-	<b>526 520</b>	-	-	<b>3 790 520</b>
<b>Destek Hizmetleri Genel Müdürlüğü</b> General Directorate of Support Services	5 000	24 500	8 500	-	22 000	-	-	<b>60 000</b>
<b>İnsan Kaynakları Genel Müdürlüğü</b> General Directorate of Human Resources	-	-	-	-	-	-	-	-
<b>Bilgi İşlem Grup Başkanlığı</b> Computing Group Presidency	6 000	4 000	-	-	-	-	-	<b>10 000</b>
<b>İnşaat ve Emlak Grup Başkanlığı</b> Construction and Real Estate (Development) Group Presidency	-	-	45 000	185 000	60 000	-	-	<b>290 000</b>
<b>Strateji Geliştirme Başkanlığı</b> Strategy Development Presidency	-	-	-	-	1 000	-	-	<b>1 000</b>
<b>Mesleki ve Teknik Eğitim Okulları</b> Vocational and Technical Education Schools	983 800	107 000	103 000	-	4 000	-	51 000	<b>1 248 800</b>
<b>Hayat Boyu Öğrenme ve Halk Eğitim Merkezleri</b> Lifelong Learning and Adult Education Centers	42 000	-	-	-	-	-	-	<b>42 000</b>
<b>Avrupa Birliği ve Dış İlişkiler Genel Müdürlüğü</b> General Directorate of European Union and Foreign Relations	-	-	-	-	16 000	-	-	<b>16 000</b>
<b>Talim ve Terbiye Kurulu Başkanlığı</b> Board of Education	-	-	-	-	700	-	-	<b>700</b>
<b>Mesleki ve Teknik Eğitim Sektörü Toplamı</b> Total of Vocational and Technical Education Sector	<b>1 036 800</b>	<b>135 500</b>	<b>156 500</b>	<b>185 000</b>	<b>103 700</b>	-	<b>51 000</b>	<b>1 668 500</b>
<b>Genel Ortaöğretim Okulları</b> General Secondary Education Schools	34 980	-	-	-	-	-	-	<b>34 980</b>
<b>Spor Sektörü Toplamı</b> Total of Sport Sector	<b>34 980</b>	-	-	-	-	-	-	<b>34 980</b>

## 8.7 2014 Yılı Millî Eğitim Bakanlığı biten yatırımlarının projelere göre dağılımı

Allocation of completed investments of MoNE in year 2014 by projects

Daire-ler Depart-ments	İl ve İlçesi Province and district	Proje sayısı Number of projects	Ek derslik Additional classroom		Okul School		Pansiyon Boarding house		Lojman Apartment for staff		Spor salonu Gymnasium	Atölye Workshop	Yemek-hane Canteen	Konferans salonu Conference Hall		Otel/ yatak Hotel / bed		Ana-oku-lu Kindergart-en
			Sayı Number	Derslik Class-room	Sayı Number	Derslik Classroom	Sayı Number	Kapasite Capacity	Sayı Number	Daire Flat				Sayı Number	Yatak sayısı Number of beds	Sayı Number	Yatak sayısı Number of beds	
Genel Toplam -General total		325	-	132	-	5 220	84	27 704	-	20	54	48	-	6	-	540	10	
Genel Ortaöğretim		223	-	24	-	3 300	51	20 704	-	10	45	1	-	5	-	-	-	
Ortaöğretim Genel Müdürlüğü		163	-	-	-	2 280	25	15 204	-	10	40	-	-	3	-	-	-	
Genel ve Anadolu Liseleri		90	-	-	-	2 136	16	3 600	-	10	10	-	-	-	-	-	-	
	Adana-Çukurova	1	-	-	-	24	-	-	-	-	-	-	-	-	-	-	-	
	Adana-Seyhan	1	-	-	-	32	-	-	-	-	-	-	-	-	-	-	-	
	Adana-Seyhan	1	-	-	-	32	-	-	-	-	-	-	-	-	-	-	-	
	Adana-Seyhan	1	-	-	-	24	-	-	-	-	-	-	-	-	-	-	-	
	Adana-Seyhan	1	-	-	-	24	-	-	-	-	-	-	-	-	-	-	-	
	Adana-Yüreğir	1	-	-	-	32	-	-	-	-	-	-	-	-	-	-	-	
	Adana-Yüreğir	1	-	-	-	32	-	-	-	-	-	-	-	-	-	-	-	
	Adıyaman-Gölbaşı	1	-	-	-	32	-	-	-	-	-	-	-	-	-	-	-	
	Adıyaman-Merkez	1	-	-	-	32	-	-	-	-	-	-	-	-	-	-	-	
	Aksaray-Merkez	1	-	-	-	16	-	-	-	-	-	-	-	-	-	-	-	
	Ankara-Etimesgut	1	-	-	-	24	1	300	-	-	1	-	-	-	-	-	-	
	Ankara-Etimesgut	1	-	-	-	24	-	-	-	-	-	-	-	-	-	-	-	
	Ankara-Keçiören	1	-	-	-	32	-	-	-	-	-	-	-	-	-	-	-	
	Ankara-Sincan	1	-	-	-	24	-	-	-	-	-	-	-	-	-	-	-	
	Ankara-Yenimahalle	1	-	-	-	24	-	-	-	-	-	-	-	-	-	-	-	
	Antalya-Aksu	1	-	-	-	32	-	-	-	-	-	-	-	-	-	-	-	
	Antalya-Döşemealtı	1	-	-	-	24	1	200	-	-	1	-	-	-	-	-	-	
	Antalya-Konyaaltı	1	-	-	-	32	-	-	-	-	-	-	-	-	-	-	-	
	Balıkesir-Havran	1	-	-	-	16	-	-	-	-	-	-	-	-	-	-	-	
	Batman-Kozluk	1	-	-	-	24	-	-	-	-	-	-	-	-	-	-	-	
	Batman-Merkez	1	-	-	-	24	1	300	-	-	1	-	-	-	-	-	-	
	Bingöl-Genç	1	-	-	-	16	-	-	-	-	-	-	-	-	-	-	-	
	Bingöl-Merkez	1	-	-	-	16	1	200	-	-	1	-	-	-	-	-	-	
	Bitlis-Merkez	1	-	-	-	24	1	300	-	-	-	-	-	-	-	-	-	
	Bitlis-Merkez	1	-	-	-	24	1	300	-	-	-	-	-	-	-	-	-	
	Bitlis-Mutki	1	-	-	-	16	-	-	-	-	1	-	-	-	-	-	-	
	Bitlis-Tatvan	1	-	-	-	24	-	-	-	-	-	-	-	-	-	-	-	
	Bitlis-Tatvan	1	-	-	-	24	-	-	-	-	-	-	-	-	-	-	-	
	Çankırı-Şabanözü	1	-	-	-	8	1	100	-	-	-	-	-	-	-	-	-	
	Çorum-Merkez	1	-	-	-	16	-	-	-	-	-	-	-	-	-	-	-	
	Dişarbakır-Bağlar	1	-	-	-	32	-	-	-	-	-	-	-	-	-	-	-	
	Dişarbakır-Kulp	1	-	-	-	16	-	-	-	-	-	-	-	-	-	-	-	
	Dişarbakır-Yenişehir	1	-	-	-	32	-	-	-	-	-	-	-	-	-	-	-	
	Düzce-Gölyaka	1	-	-	-	24	-	-	-	-	-	-	-	-	-	-	-	
	Erzurum-Oltu	1	-	-	-	16	1	200	-	-	-	-	-	-	-	-	-	
	Eskişehir-Odunpazarı	1	-	-	-	24	-	-	-	-	-	-	-	-	-	-	-	
	Eskişehir-Odunpazarı	1	-	-	-	24	-	-	-	-	1	-	-	-	-	-	-	
	Gaziantep-Şehitkamil	1	-	-	-	32	-	-	-	-	-	-	-	-	-	-	-	
	Hakkari-Şemdinli	1	-	-	-	24	-	-	-	-	-	-	-	-	-	-	-	
	Hakkari-Yüksekova	1	-	-	-	24	-	-	-	-	-	-	-	-	-	-	-	
	Hatay-Dörtyol	1	-	-	-	24	-	-	-	-	-	-	-	-	-	-	-	
	Hatay-Kırkhan	1	-	-	-	24	-	-	-	-	-	-	-	-	-	-	-	
	İstanbul-Esenler	1	-	-	-	24	-	-	-	-	-	-	-	-	-	-	-	
	İstanbul-Sultangazi	1	-	-	-	24	-	-	-	-	-	-	-	-	-	-	-	
	İstanbul-Zeytinburnu	1	-	-	-	32	-	-	-	-	-	-	-	-	-	-	-	
	İzmir-Beydağ	1	-	-	-	24	-	-	-	-	-	-	-	-	-	-	-	
	Karabük-Yenice	1	-	-	-	16	-	-	-	-	-	-	-	-	-	-	-	
	Kayseri-Kocasinan	1	-	-	-	24	-	-	-	-	-	-	-	-	-	-	-	
	Kayseri-Kocasinan	1	-	-	-	24	-	-	-	-	-	-	-	-	-	-	-	
	Kayseri-Melikgazi	1	-	-	-	24	-	-	-	-	-	-	-	-	-	-	-	
	Kırşehir-Merkez	1	-	-	-	24	-	-	-	-	-	-	-	-	-	-	-	
	Kırıkkale-Keskin	1	-	-	-	16	-	-	-	-	-	-	-	-	-	-	-	
	Kırıkkale-Merkez	1	-	-	-	24	-	-	-	-	-	-	-	-	-	-	-	
	Kırıkkale-Yahşihan	1	-	-	-	16	-	-	-	-	-	-	-	-	-	-	-	
	Kırşehir-Akçakent	1	-	-	-	16	-	-	-	-	-	-	-	-	-	-	-	
	Kocaeli-Başiskele	1	-	-	-	24	-	-	-	-	-	-	-	-	-	-	-	

## 8.7 2014 Yılı Millî Eğitim Bakanlığı biten yatırımlarının projelere göre dağılımı

Allocation of completed investments of MoNE in year 2014 by projects

Daire-ler Depart-ments	Proje sayısı Number of projects	Ek derslik Additional classroom		Okul School		Pansiyon Boarding house		Lojman Apartment for staff		Spor salonu Gymnasium		Konferans salonu Conference Hall		Otel/ yatak Hotel / bed		Ana- okulu Kindergart- en
		Sayı Number	Derslik Class- room	Sayı Number	Derslik Classroom	Sayı Number	Kapasite Capacity	Sayı Number	Daire Flat	Sayı Number	Atölye Workshop	Yemek-hane Canteen	Sayı Number	Yatak sayısı Number of beds		
Kocaeli-Darica	1	-	-	-	24	-	-	-	-	-	-	-	-	-	-	-
Konya-Merem	1	-	-	-	24	-	-	-	-	-	-	-	-	-	-	-
Malatya-Battalgazi	1	-	-	-	24	-	-	-	-	-	-	-	-	-	-	-
Malatya-Merkez	1	-	-	-	24	-	-	-	-	-	-	-	-	-	-	-
Malatya-Merkez	1	-	-	-	24	-	-	-	-	-	-	-	-	-	-	-
Malatya-Merkez	1	-	-	-	24	-	-	-	-	-	-	-	-	-	-	-
Manisa-Gördes	1	-	-	-	24	-	-	-	-	-	-	-	-	-	-	-
Mardin-Derik	1	-	-	-	24	-	-	-	-	-	-	-	-	-	-	-
Mardin-Kızıltepe	1	-	-	-	16	-	-	-	-	-	-	-	-	-	-	-
Mersin-Tarsus	1	-	-	-	24	-	-	-	-	-	-	-	-	-	-	-
Mersin-Toroslar	1	-	-	-	24	-	-	-	-	-	-	-	-	-	-	-
Muğla-Köyceğiz	1	-	-	-	24	1	200	-	-	1	-	-	-	-	-	-
Muş-Malazgirt	1	-	-	-	32	1	300	-	-	1	-	-	-	-	-	-
Ordu-Merkez	1	-	-	-	40	-	-	-	-	-	-	-	-	-	-	-
Osmaniye-Toprakkale	1	-	-	-	24	-	-	-	-	-	-	-	-	-	-	-
Samsun-İlkadım	1	-	-	-	24	1	200	-	-	1	-	-	-	-	-	-
Siirt-Kurtalan	1	-	-	-	24	-	-	-	-	-	-	-	-	-	-	-
Siirt-Merkez	1	-	-	-	16	1	200	-	10	-	-	-	-	-	-	-
Siirt-Şirvan	1	-	-	-	16	-	-	-	-	-	-	-	-	-	-	-
Sivas-Gürün	1	-	-	-	24	-	-	-	-	-	-	-	-	-	-	-
Sivas-Merkez	1	-	-	-	24	-	-	-	-	-	-	-	-	-	-	-
Şanlıurfa-Viranşehir	1	-	-	-	24	-	-	-	-	-	-	-	-	-	-	-
Şırnak-Cizre	1	-	-	-	24	-	-	-	-	-	-	-	-	-	-	-
Şırnak-Cizre	1	-	-	-	24	-	-	-	-	-	-	-	-	-	-	-
Şırnak-Cizre	1	-	-	-	24	-	-	-	-	-	-	-	-	-	-	-
Şırnak-İdil	1	-	-	-	24	-	-	-	-	-	-	-	-	-	-	-
Şırnak-Silopi	1	-	-	-	24	-	-	-	-	-	-	-	-	-	-	-
Trabzon-Merkez	1	-	-	-	16	1	300	-	-	1	-	-	-	-	-	-
Uşak-Ulubey	1	-	-	-	16	1	100	-	-	-	-	-	-	-	-	-
Van-Çatak	1	-	-	-	16	-	-	-	-	-	-	-	-	-	-	-
Van-Erciş	1	-	-	-	32	-	-	-	-	-	-	-	-	-	-	-
Yozgat-Kadıışehir	1	-	-	-	24	-	-	-	-	-	-	-	-	-	-	-
Yozgat-Merkez	1	-	-	-	24	1	200	-	-	-	-	-	-	-	-	-
Yozgat-Yerköy	1	-	-	-	24	1	200	-	-	-	-	-	-	-	-	-
<b>Anadolu Öğretmen Liseleri</b>	<b>4</b>	-	-	-	<b>72</b>	<b>4</b>	<b>800</b>	-	-	<b>4</b>	-	-	-	-	-	-
Antalya-Kumluca	1	-	-	-	16	1	200	-	-	1	-	-	-	-	-	-
Çorum-Sungurlu	1	-	-	-	16	1	200	-	-	1	-	-	-	-	-	-
İstanbul-Pendik	1	-	-	-	16	1	200	-	-	1	-	-	-	-	-	-
Rize-Ardeşen	1	-	-	-	24	1	200	-	-	1	-	-	-	-	-	-
<b>Ortaöğretim Pansiyonları</b>	<b>41</b>	-	-	-	-	-	<b>9 820</b>	-	-	-	-	-	-	-	-	-
Adıyaman-Kahta	1	-	-	-	-	-	200	-	-	-	-	-	-	-	-	-
Afyonkarahisar-Bolvadin	1	-	-	-	-	-	100	-	-	-	-	-	-	-	-	-
Ağrı-Patnos	1	-	-	-	-	-	300	-	-	-	-	-	-	-	-	-
Aksaray-Merkez	1	-	-	-	-	-	200	-	-	-	-	-	-	-	-	-
Amasya-Merkez	1	-	-	-	-	-	200	-	-	-	-	-	-	-	-	-
Ardahan-Çıldır	1	-	-	-	-	-	200	-	-	-	-	-	-	-	-	-
Ardahan-Merkez	1	-	-	-	-	-	300	-	-	-	-	-	-	-	-	-
Artvin-Merkez	1	-	-	-	-	-	200	-	-	-	-	-	-	-	-	-
Aydın-Merkez	1	-	-	-	-	-	200	-	-	-	-	-	-	-	-	-
Çorum-İskilip	1	-	-	-	-	-	200	-	-	-	-	-	-	-	-	-
Diyarbakır-Kulp	1	-	-	-	-	-	200	-	-	-	-	-	-	-	-	-
Erzincan-Merkez	1	-	-	-	-	-	300	-	-	-	-	-	-	-	-	-
Eskişehir-Beylikova	1	-	-	-	-	-	200	-	-	-	-	-	-	-	-	-
Gümüşhane-Kelkit	1	-	-	-	-	-	200	-	-	-	-	-	-	-	-	-
İzmir-Bergama	1	-	-	-	-	-	200	-	-	-	-	-	-	-	-	-
Kahramanmaraş-Merkez	1	-	-	-	-	-	500	-	-	-	-	-	-	-	-	-
Karabük-Safranbolu	1	-	-	-	-	-	200	-	-	-	-	-	-	-	-	-
Karaman-Ermenek	1	-	-	-	-	-	300	-	-	-	-	-	-	-	-	-

## 8.7 2014 Yılı Millî Eğitim Bakanlığı biten yatırımlarının projelere göre dağılımı

Allocation of completed investments of MoNE in year 2014 by projects

Daire-ler Depart-ments	İl ve ilçesi Province and district	Proje sayısı Number of projects	Ek derslik Additional classroom		Okul School		Pansiyon Boarding house		Lojman Apartment for staff		Spor salonu Gymnasium	Atölye Workshop	Yemek-hane Canteen	Konferans salonu Conference Hall		Otel/ yatak Hotel / bed		Ana-okulu Kindergarten
			Sayı Number	Derslik Class-room	Sayı Number	Derslik Classroom	Sayı Number	Kapasite Capacity	Sayı Number	Daire Flat				Sayı Number	Yatak sayısı Number of beds			
	Kayseri-Bünyan	1	-	-	-	-	-	200	-	-	-	-	-	-	-	-	-	-
	Kocaeli-Gölcük	1	-	-	-	-	-	300	-	-	-	-	-	-	-	-	-	-
	Kocaeli-Kartepe	1	-	-	-	-	-	300	-	-	-	-	-	-	-	-	-	-
	Kütahya-Merkez	1	-	-	-	-	-	300	-	-	-	-	-	-	-	-	-	-
	Manisa-Gördes	1	-	-	-	-	-	300	-	-	-	-	-	-	-	-	-	-
	Manisa-Kırkağaç	1	-	-	-	-	-	300	-	-	-	-	-	-	-	-	-	-
	Mersin-Erdemli	1	-	-	-	-	-	200	-	-	-	-	-	-	-	-	-	-
	Mersin-Gülnar	1	-	-	-	-	-	300	-	-	-	-	-	-	-	-	-	-
	Mersin-Mut	1	-	-	-	-	-	200	-	-	-	-	-	-	-	-	-	-
	Muğla-Dağça	1	-	-	-	-	-	200	-	-	-	-	-	-	-	-	-	-
	Ordu-Fatsa	1	-	-	-	-	-	200	-	-	-	-	-	-	-	-	-	-
	Samsun-İlkadım	1	-	-	-	-	-	120	-	-	-	-	-	-	-	-	-	-
	Siirt-Baykan	1	-	-	-	-	-	200	-	-	-	-	-	-	-	-	-	-
	Sinop-Türkeli	1	-	-	-	-	-	100	-	-	-	-	-	-	-	-	-	-
	Şımak-Cizre	1	-	-	-	-	-	300	-	-	-	-	-	-	-	-	-	-
	Şımak-Silopi	1	-	-	-	-	-	300	-	-	-	-	-	-	-	-	-	-
	Tokat-Zile	1	-	-	-	-	-	300	-	-	-	-	-	-	-	-	-	-
	Trabzon-Merkez	1	-	-	-	-	-	300	-	-	-	-	-	-	-	-	-	-
	Uşak-Eşme	1	-	-	-	-	-	200	-	-	-	-	-	-	-	-	-	-
	Van-Muradiye	1	-	-	-	-	-	300	-	-	-	-	-	-	-	-	-	-
	Yozgat-Sarıkaya	1	-	-	-	-	-	300	-	-	-	-	-	-	-	-	-	-
	Yozgat-Sorgun	1	-	-	-	-	-	200	-	-	-	-	-	-	-	-	-	-
	Zonguldak-Devrek	1	-	-	-	-	-	200	-	-	-	-	-	-	-	-	-	-
	<b>Anadolu Güzel Sanatlar ve Spor Lisesi</b>	<b>4</b>	-	-	-	<b>56</b>	<b>4</b>	<b>784</b>	-	-	<b>2</b>	-	-	<b>3</b>	-	-	-	-
	Ankara-Mamak	1	-	-	-	24	1	200	-	-	1	-	-	1	-	-	-	-
	Çankırı-Merkez	1	-	-	-	8	1	192	-	-	-	-	-	1	-	-	-	-
	Mersin-Akdeniz	1	-	-	-	16	1	200	-	-	1	-	-	-	-	-	-	-
	Muğla-Merkez	1	-	-	-	8	1	192	-	-	-	-	-	1	-	-	-	-
	<b>Fen Liseleri</b>	<b>1</b>	-	-	-	<b>16</b>	<b>1</b>	<b>200</b>	-	-	<b>1</b>	-	-	-	-	-	-	-
	Elazığ-Merkez	1	-	-	-	16	1	200	-	-	1	-	-	-	-	-	-	-
	<b>Spor Salonları</b>	<b>23</b>	-	-	-	-	-	-	-	-	<b>23</b>	-	-	-	-	-	-	-
	Adana-Yüreğir	1	-	-	-	-	-	-	-	-	1	-	-	-	-	-	-	-
	Afyonkarahisar-Merkez	1	-	-	-	-	-	-	-	-	1	-	-	-	-	-	-	-
	Amasya-Merzifon	1	-	-	-	-	-	-	-	-	1	-	-	-	-	-	-	-
	Balıkesir-Savaştepe	1	-	-	-	-	-	-	-	-	1	-	-	-	-	-	-	-
	Bartın-Kurucaşile	1	-	-	-	-	-	-	-	-	1	-	-	-	-	-	-	-
	Bingöl-Merkez	1	-	-	-	-	-	-	-	-	1	-	-	-	-	-	-	-
	Denizli-Merkez	1	-	-	-	-	-	-	-	-	1	-	-	-	-	-	-	-
	Erzurum-Palandöken	1	-	-	-	-	-	-	-	-	1	-	-	-	-	-	-	-
	Erzurum-Palandöken	1	-	-	-	-	-	-	-	-	1	-	-	-	-	-	-	-
	Gümüşhane_Köse	1	-	-	-	-	-	-	-	-	1	-	-	-	-	-	-	-
	Hakkari-Merkez	1	-	-	-	-	-	-	-	-	1	-	-	-	-	-	-	-
	Hakkari-Merkez	1	-	-	-	-	-	-	-	-	1	-	-	-	-	-	-	-
	Hakkari-Şemdinli	1	-	-	-	-	-	-	-	-	1	-	-	-	-	-	-	-
	Karaman-Ermenek	1	-	-	-	-	-	-	-	-	1	-	-	-	-	-	-	-
	Kocaeli-İzmit	1	-	-	-	-	-	-	-	-	1	-	-	-	-	-	-	-
	Mersin-Gülnar	1	-	-	-	-	-	-	-	-	1	-	-	-	-	-	-	-
	Muğla-Bodrum	1	-	-	-	-	-	-	-	-	1	-	-	-	-	-	-	-
	Muş-Merkez	1	-	-	-	-	-	-	-	-	1	-	-	-	-	-	-	-
	Ordu-Fatsa	1	-	-	-	-	-	-	-	-	1	-	-	-	-	-	-	-
	Siirt-Merkez	1	-	-	-	-	-	-	-	-	1	-	-	-	-	-	-	-
	Trabzon-Merkez	1	-	-	-	-	-	-	-	-	1	-	-	-	-	-	-	-
	Yozgat-Yerköy	1	-	-	-	-	-	-	-	-	1	-	-	-	-	-	-	-
	Zonguldak-Merkez	1	-	-	-	-	-	-	-	-	1	-	-	-	-	-	-	-
	<b>Din Öğretimi Genel Müdürlüğü</b>	<b>37</b>	-	<b>24</b>	-	<b>904</b>	<b>26</b>	<b>5 500</b>	-	-	<b>5</b>	-	-	<b>1</b>	-	-	-	-
	Ağrı-Patnos	1	-	-	-	24	1	200	-	-	-	-	-	-	-	-	-	-
	Ağrı-Tutak	1	-	-	-	24	1	200	-	-	-	-	-	-	-	-	-	-
	Ardahan-Göle	1	-	-	-	24	1	200	-	-	1	-	-	-	-	-	-	-
	Balıkesir-Edremit	1	-	-	-	24	1	300	-	-	-	-	-	-	-	-	-	-
	Balıkesir-Merkez	1	-	-	-	24	-	-	-	-	-	-	-	-	-	-	-	-
	Batman-Kozluk	1	-	-	-	24	-	-	-	-	1	-	-	-	-	-	-	-
	Batman-Sason	1	-	-	-	24	1	200	-	-	-	-	-	-	-	-	-	-
	Bingöl-Solhan	1	-	-	-	24	1	200	-	-	-	-	-	-	-	-	-	-



## 8.7 2014 Yılı Millî Eğitim Bakanlığı biten yatırımlarının projelere göre dağılımı

Allocation of completed investments of MoNE in year 2014 by projects

Daire-ler Depart-ments	İl ve ilçesi Province and district	Proje sayısı Number of projects	Ek derslik Additional classroom		Okul School		Pansiyon Boarding house		Lojman Apartment for staff		Spor salonu Gymnasium	Atölye Workshop	Yemek-hane Canteen	Konferans salonu Conference Hall		Otel/ yatak Hotel / bed		Ana- okulu Kindergart en
			Sayı Number	Derslik Class- room	Sayı Number	Derslik Classroom	Sayı Number	Kapasite Capacity	Sayı Number	Daire Flat				Sayı Number	Yatak sayısı Number of beds			
	Bitlis-Ahlat	1	-	-	-	16	1	100	-	-	-	-	-	-	-	-	-	-
	Çankırı-Orta	1	-	-	-	16	1	200	-	-	-	-	-	-	-	-	-	-
	Diyarbakır-Bağlar	1	-	-	-	24	1	200	-	-	-	-	-	-	-	-	-	-
	Diyarbakır-Kayapınar	1	-	-	-	24	-	-	-	-	-	-	-	-	-	-	-	-
	Diyarbakır-Kulp	1	-	-	-	24	-	-	-	-	-	-	-	-	-	-	-	-
	Elazığ-Merkez	1	-	-	-	24	1	200	-	-	1	-	-	1	-	-	-	-
	Erzurum-Tekman	1	-	-	-	16	1	200	-	-	-	-	-	-	-	-	-	-
	Gaziantep-Nizip	1	-	-	-	24	1	200	-	-	1	-	-	-	-	-	-	-
	Gaziantep-Şahinbey	1	-	-	-	24	1	200	-	-	-	-	-	-	-	-	-	-
	Hatay-Merkez	1	-	-	-	32	1	300	-	-	1	-	-	-	-	-	-	-
	Isparta-Merkez	1	-	-	-	24	1	300	-	-	-	-	-	-	-	-	-	-
	İstanbul-Bağcılar	1	-	24	-	-	-	-	-	-	-	-	-	-	-	-	-	-
	İstanbul-Üsküdar	1	-	-	-	80	-	-	-	-	-	-	-	-	-	-	-	-
	Kahramanmaraş-Pazarcık	1	-	-	-	24	1	200	-	-	-	-	-	-	-	-	-	-
	Kocaeli-Gebze	1	-	-	-	32	-	-	-	-	-	-	-	-	-	-	-	-
	Kocaeli-Körfez	1	-	-	-	24	1	200	-	-	-	-	-	-	-	-	-	-
	Mardin-Kızıltepe	1	-	-	-	32	1	300	-	-	-	-	-	-	-	-	-	-
	Mersin-Toroslar	1	-	-	-	24	-	-	-	-	-	-	-	-	-	-	-	-
	Mugla-Fethiye	1	-	-	-	16	1	100	-	-	-	-	-	-	-	-	-	-
	Muş-Malazgirt	1	-	-	-	32	1	300	-	-	-	-	-	-	-	-	-	-
	Ordu-Fatsa	1	-	-	-	32	1	200	-	-	-	-	-	-	-	-	-	-
	Osmaniye-Merkez	1	-	-	-	24	-	-	-	-	-	-	-	-	-	-	-	-
	Sivas-Merkez	1	-	-	-	24	1	200	-	-	-	-	-	-	-	-	-	-
	Tekirdağ-Merkez	1	-	-	-	24	-	-	-	-	-	-	-	-	-	-	-	-
	Adıyaman-Kahta	1	-	-	-	24	1	200	-	-	-	-	-	-	-	-	-	-
	Adıyaman-Tut	1	-	-	-	16	-	-	-	-	-	-	-	-	-	-	-	-
	Ağrı-Eleşkirt	1	-	-	-	24	1	300	-	-	-	-	-	-	-	-	-	-
	Ağrı-Taşlıçay	1	-	-	-	16	1	100	-	-	-	-	-	-	-	-	-	-
	İstanbul-Pendik	1	-	-	-	16	1	200	-	-	-	-	-	-	-	-	-	-
	<b>Özel Eğitim Rehberlik Hizmetleri Genel Müdürlüğü</b>	<b>23</b>	-	-	-	<b>116</b>	-	-	-	-	-	<b>1</b>	-	<b>1</b>	-	-	-	-
	Adana-Yüreğir	1	-	-	-	34 Öğr.	-	-	-	-	-	-	-	-	-	-	-	-
	Ağrı-Merkez	1	-	-	-	34 Öğr.	-	-	-	-	-	-	-	-	-	-	-	-
	Antalya-Kepez	1	-	-	-	16	-	-	-	-	-	1	-	1	-	-	-	-
	Ardahan-Merkez	1	-	-	-	12	-	-	-	-	-	-	-	-	-	-	-	-
	Bingöl-Merkez	1	-	-	-	12	-	-	-	-	-	-	-	-	-	-	-	-
	Karaman-Merkez	1	-	-	-	16	-	-	-	-	-	-	-	-	-	-	-	-
	Kilis-Merkez	1	-	-	-	34 Öğr.	-	-	-	-	-	-	-	-	-	-	-	-
	Kırıkkale-Merkez	1	-	-	-	16	-	-	-	-	-	-	-	-	-	-	-	-
	Kocaeli-Izmit	1	-	-	-	12	-	-	-	-	-	-	-	-	-	-	-	-
	Kocaeli-Izmit	1	-	-	-	16	-	-	-	-	-	-	-	-	-	-	-	-
	Şanlıurfa-Siverek	1	-	-	-	8	-	-	-	-	-	-	-	-	-	-	-	-
	Denizli-Merkez	1	-	-	-	8	-	-	-	-	-	-	-	-	-	-	-	-
	Adana-Yüreğir	1	-	-	-	Hizmet Binası	-	-	-	-	-	-	-	-	-	-	-	-
	Ankara-Yenimahalle	1	-	-	-	Hizmet Binası	-	-	-	-	-	-	-	-	-	-	-	-
	Artvin-Merkez	1	-	-	-	Hizmet Binası	-	-	-	-	-	-	-	-	-	-	-	-
	Batman-Merkez	1	-	-	-	Hizmet Binası	-	-	-	-	-	-	-	-	-	-	-	-
	Bolu-Merkez	1	-	-	-	Hizmet Binası	-	-	-	-	-	-	-	-	-	-	-	-
	Hakkari-Merkez	1	-	-	-	Hizmet Binası	-	-	-	-	-	-	-	-	-	-	-	-
	Kayseri-Melikgazi	1	-	-	-	Hizmet Binası	-	-	-	-	-	-	-	-	-	-	-	-
	Kırşehir-Merkez	1	-	-	-	Hizmet Binası	-	-	-	-	-	-	-	-	-	-	-	-
	Manisa-Merkez	1	-	-	-	Hizmet Binası	-	-	-	-	-	-	-	-	-	-	-	-
	Kahramanmaraş-Merkez	1	-	-	-	Hizmet Binası	-	-	-	-	-	-	-	-	-	-	-	-
	Ardahan-Merkez	1	-	-	-	Hizmet Binası	-	-	-	-	-	-	-	-	-	-	-	-
	<b>Mesleki ve Teknik Eğitim</b>	<b>102</b>	-	<b>108</b>	-	<b>1 920</b>	<b>33</b>	<b>7 000</b>	-	<b>10</b>	<b>9</b>	<b>47</b>	-	<b>1</b>	-	<b>540</b>	<b>10</b>	
	<b>Mesleki ve Teknik Eğitim Genel Müdürlüğü</b>	<b>93</b>	-	<b>108</b>	-	<b>1 804</b>	<b>33</b>	<b>7 000</b>	-	<b>10</b>	<b>9</b>	<b>47</b>	-	<b>1</b>	-	<b>540</b>	<b>10</b>	
	<b>Endüstri Meslek Liseleri</b>	<b>30</b>	-	<b>92</b>	-	<b>520</b>	<b>8</b>	<b>1 560</b>	-	-	<b>4</b>	<b>46</b>	-	-	-	-	-	
	Adana-Ceyhan	1	-	-	-	16	-	-	-	-	-	2	-	-	-	-	-	-
	Afyonkarahisar-Merkez	1	-	-	-	16	1	100	-	-	-	1	-	-	-	-	-	-
	Amasya-Merkez	1	-	-	-	32	1	200	-	-	1	3	-	-	-	-	-	-
	Ankara-Altındağ	1	-	-	-	24	-	-	-	-	-	4	-	-	-	-	-	-
	Ankara-Polatlı	1	-	-	-	24	-	-	-	-	-	2	-	-	-	-	-	-

## 8.7 2014 Yılı Millî Eğitim Bakanlığı biten yatırımlarının projelere göre dağılımı

Allocation of completed investments of MoNE in year 2014 by projects

Daire-ler Depart-ments	İl ve ilçesi Province and district	Proje sayısı Number of projects	Ek derslik Additional classroom		Okul School		Pansiyon Boarding house		Lojman Apartment for staff		Spor salonu Gymnasium	Atölye Workshop	Yemek-hane Canteen	Konferans salonu Conference Hall		Otel/ yatak Hotel / bed		Ana-okulu Kindergarten
			Sayı Number	Derslik Class-room	Sayı Number	Derslik Classroom	Sayı Number	Kapasite Capacity	Sayı Number	Daire Flat				Sayı Number	Yatak sayısı Number of beds	Sayı Number	Yatak sayısı Number of beds	
Balıkesir-Bandırma		1	-	-	-	24	-	-	-	-	-	2	-	-	-	-	-	-
Bursa-Yıldırım		1	-	16	-	-	-	-	-	-	-	-	-	-	-	-	-	-
Bursa-Yıldırım		1	-	-	-	24	-	-	-	-	-	3	-	-	-	-	-	-
Çankırı-Şabanözü		1	-	-	-	16	-	-	-	-	-	2	-	-	-	-	-	-
Erzurum-Karaçoban		1	-	-	-	16	-	-	-	-	-	-	-	-	-	-	-	-
Gaziantep-İslahiye		1	-	16	-	-	-	-	-	-	-	2	-	-	-	-	-	-
Gaziantep-Nizip		1	-	-	-	24	1	200	-	-	1	2	-	-	-	-	-	-
Gaziantep-Şehitkamil		1	-	-	-	32	-	-	-	-	-	4	-	-	-	-	-	-
Gümüşhane-Merkez		1	-	12	-	-	-	-	-	-	-	-	-	-	-	-	-	-
Hatay-Merkez		1	-	-	-	32	-	-	-	-	1	3	-	-	-	-	-	-
İstanbul-Küçükçekmece		1	-	-	-	24	-	-	-	-	-	2	-	-	-	-	-	-
Kahramanmaraş-Merkez		1	-	-	-	16	-	-	-	-	1	3	-	-	-	-	-	-
Kayseri-Melikgazi		1	-	24	-	-	-	-	-	-	-	-	-	-	-	-	-	-
Kayseri-Tomarza		1	-	-	-	16	-	-	-	-	-	-	-	-	-	-	-	-
Kilis-Merkez		1	-	-	-	24	-	-	-	-	-	-	-	-	-	-	-	-
Kocaeli-Derince		1	-	-	-	16	-	-	-	-	-	2	-	-	-	-	-	-
Kocaeli-Dilovası		1	-	-	-	16	-	-	-	-	-	2	-	-	-	-	-	-
Malatya-Battalgazi		1	-	-	-	24	1	300	-	-	-	-	-	-	-	-	-	-
Ordu-Gölköy		1	-	-	-	12	2	360	-	-	-	-	-	-	-	-	-	-
Ordu-Korgan		1	-	-	-	16	-	-	-	-	-	-	-	-	-	-	-	-
Ordu-Korgan		1	-	-	-	12	1	200	-	-	-	-	-	-	-	-	-	-
Samsun-Bafra		1	-	-	-	16	-	-	-	-	-	2	-	-	-	-	-	-
Trabzon-Akçaabat		1	-	24	-	-	-	-	-	-	-	1	-	-	-	-	-	-
Adıyaman-Merkez		1	-	-	-	32	-	-	-	-	-	2	-	-	-	-	-	-
Samsun-Ladik		1	-	-	-	16	1	200	-	-	-	2	-	-	-	-	-	-
<b>Kız Meslek Liseleri</b>		<b>26</b>	-	-	-	<b>592</b>	<b>8</b>	<b>1 800</b>	-	<b>10</b>	<b>3</b>	<b>1</b>	-	-	-	-	-	<b>10</b>
Afyonkarahisar-Merkez		1	-	-	-	24	1	200	-	-	1	-	-	-	-	-	-	1
Ankara-Sincan		1	-	-	-	24	-	-	-	-	-	-	-	-	-	-	-	1
Ankara-Yenimahalle		1	-	-	-	24	1	200	-	-	1	-	-	-	-	-	-	1
Balıkesir-Burhaniye		1	-	-	-	24	-	-	-	-	-	1	-	-	-	-	-	-
Bitlis-Güroymak		1	-	-	-	16	1	200	-	-	-	-	-	-	-	-	-	-
Burdur-Bucak		1	-	-	-	24	-	-	-	-	-	-	-	-	-	-	-	1
Bursa-Yenişehir		1	-	-	-	24	-	-	-	-	-	-	-	-	-	-	-	-
Erzurum-Tekman		1	-	-	-	16	1	200	-	-	-	-	-	-	-	-	-	-
Gaziantep-Nizip		1	-	-	-	24	1	300	-	-	1	-	-	-	-	-	-	1
Hakkari-Merkez		1	-	-	-	24	1	300	-	10	-	-	-	-	-	-	-	1
İğdir-Merkez		1	-	-	-	16	1	200	-	-	-	-	-	-	-	-	-	-
İzmir-Karabağlar		1	-	-	-	32	-	-	-	-	-	-	-	-	-	-	-	-
Kahramanmaraş-Elbistan		1	-	-	-	24	-	-	-	-	-	-	-	-	-	-	-	1
Kahramanmaraş-Merkez		1	-	-	-	24	-	-	-	-	-	-	-	-	-	-	-	1
Kayseri-Yahyalı		1	-	-	-	24	-	-	-	-	-	-	-	-	-	-	-	-
Kocaeli-Darica		1	-	-	-	16	-	-	-	-	-	-	-	-	-	-	-	-
Kocaeli-Derince		1	-	-	-	24	-	-	-	-	-	-	-	-	-	-	-	-
Konya-Seydişehir		1	-	-	-	24	-	-	-	-	-	-	-	-	-	-	-	-
Kütahya-Simav		1	-	-	-	24	-	-	-	-	-	-	-	-	-	-	-	1
Kütahya-Tavşanlı		1	-	-	-	24	-	-	-	-	-	-	-	-	-	-	-	1
Manisa-Merkez		1	-	-	-	16	-	-	-	-	-	-	-	-	-	-	-	-
Manisa-Soma		1	-	-	-	32	-	-	-	-	-	-	-	-	-	-	-	-
Mardin-Merkez		1	-	-	-	24	-	-	-	-	-	-	-	-	-	-	-	-
Niğde-Merkez		1	-	-	-	24	-	-	-	-	-	-	-	-	-	-	-	-
Şanlıurfa-Siverek		1	-	-	-	16	1	200	-	-	-	-	-	-	-	-	-	-
Zonguldak-Alaplı		1	-	-	-	24	-	-	-	-	-	-	-	-	-	-	-	-
<b>Ticaret-Turizm Okulları</b>		<b>24</b>	-	<b>16</b>	-	<b>420</b>	<b>10</b>	<b>2 040</b>	-	-	<b>1</b>	-	-	-	-	-	<b>540</b>	-
Afyonkarahisar-Merkez		1	-	-	-	24	-	-	-	-	-	-	-	-	-	-	-	-
Ağrı-Patnos		1	-	-	-	24	1	200	-	-	-	-	-	-	-	-	-	-
Ankara-Sincan		1	-	-	-	24	-	-	-	-	-	-	-	-	-	-	-	-
Antalya-Kumluca		1	-	-	-	12	1	200	-	-	-	-	-	-	-	-	90	-
Balıkesir-Balya		1	-	-	-	16	-	-	-	-	-	-	-	-	-	-	-	-
Batman-Merkez		1	-	-	-	12	1	300	-	-	-	-	-	-	-	-	-	-
Batman-Merkez		1	-	-	-	24	1	300	-	-	1	-	-	-	-	-	-	-

## 8.7 2014 Yılı Millî Eğitim Bakanlığı biten yatırımlarının projelere göre dağılımı

Allocation of completed investments of MoNE in year 2014 by projects

Daire-ler Depart-ments	İl ve ilçesi Province and district	Proje sayısı Number of projects	Ek derslik Additional classroom		Okul School		Pansiyon Boarding house		Lojman Apartment for staff		Spor salonu Gymnasium	Atölye Workshop	Yemek-hane Canteen	Konferans salonu Conference Hall		Otel/ yatak Hotel / bed		Ana-okulu Kindergarten
			Sayı Number	Derslik Class-room	Sayı Number	Derslik Classroom	Sayı Number	Kapasite Capacity	Sayı Number	Daire Flat				Sayı Number	Yatak sayısı Number of beds	Yatak sayısı Number of beds		
	Diyarbakır-Kayapınar	1	-	-	-	24	-	-	-	-	-	-	-	-	-	-	-	-
	Düzce-Merkez	1	-	-	-	24	-	-	-	-	-	-	-	-	-	-	-	-
	Eskişehir-Tepebaşı	1	-	-	-	24	-	-	-	-	-	-	-	-	-	-	-	-
	Gaziantep-Araban	1	-	-	-	16	1	200	-	-	-	-	-	-	-	-	-	-
	Isparta-Sütçüler	1	-	-	-	16	-	-	-	-	-	-	-	-	-	-	-	-
	İstanbul-Bağcılar	1	-	-	-	24	-	-	-	-	-	-	-	-	-	-	-	-
	İstanbul-Sultangazi	1	-	-	-	12	1	180	-	-	-	-	-	-	-	-	180	-
	Kütahya-Çavdarhisar	1	-	-	-	16	1	100	-	-	-	-	-	-	-	-	-	-
	Kütahya-Merkez	1	-	-	-	12	1	180	-	-	-	-	-	-	-	-	180	-
	Mersin-Anamur	1	-	-	-	20	-	-	-	-	-	-	-	-	-	-	-	-
	Mersin-Silifke	1	-	-	-	16	1	200	-	-	-	-	-	-	-	-	-	-
	Siirt-Merkez	1	-	-	-	16	-	-	-	-	-	-	-	-	-	-	-	-
	Sivas-Ulaş	1	-	-	-	12	-	-	-	-	-	-	-	-	-	-	-	-
	Tekirdağ-Çerkezköy	1	-	-	-	16	-	-	-	-	-	-	-	-	-	-	-	-
	Trabzon-Vakıfkebir	1	-	-	-	12	1	180	-	-	-	-	-	-	-	-	90	-
	Aksaray-Merkez	1	-	16	-	-	-	-	-	-	-	-	-	-	-	-	-	-
	Şirnak-Merkez	1	-	-	-	24	-	-	-	-	-	-	-	-	-	-	-	-
<b>Sağlık Meslek Liseleri</b>		<b>13</b>	-	-	-	<b>272</b>	<b>7</b>	<b>1 600</b>	-	-	<b>1</b>	-	-	<b>1</b>	-	-	-	-
	Adıyaman-Merkez	1	-	-	-	16	1	200	-	-	-	-	-	-	-	-	-	-
	Ağrı-Tutak	1	-	-	-	24	-	-	-	-	-	-	-	-	-	-	-	-
	Aksaray-Ortaköy	1	-	-	-	16	1	200	-	-	-	-	-	-	-	-	-	-
	Düzce-Merkez	1	-	-	-	24	-	-	-	-	-	-	-	-	-	-	-	-
	İstanbul-Güngören	1	-	-	-	24	-	-	-	-	-	-	-	-	-	-	-	-
	Kahramanmaraş-Merkez	1	-	-	-	24	-	-	-	-	-	-	-	-	-	-	-	-
	Konya-Beyşehir	1	-	-	-	24	1	200	-	-	-	-	-	-	-	-	-	-
	Malatya-Merkez	1	-	-	-	24	-	-	-	-	-	-	-	-	-	-	-	-
	Manisa-Merkez	1	-	-	-	24	1	300	-	-	1	-	-	-	-	-	-	-
	Mersin-Toroslar	1	-	-	-	16	1	200	-	-	-	-	-	-	-	-	-	-
	Osmaniye-Merkez	1	-	-	-	16	1	300	-	-	-	-	-	1	-	-	-	-
	Van-Erciş	1	-	-	-	24	1	200	-	-	-	-	-	-	-	-	-	-
	Van-Özalp	1	-	-	-	16	-	-	-	-	-	-	-	-	-	-	-	-
<b>Hayat Boyu Öğrenme Genel Müdürlüğü</b>		<b>9</b>	-	-	-	<b>116</b>	-	-	-	-	-	-	-	-	-	-	-	-
	Afyonkarahisar-Incehisar	1	-	-	-	12	-	-	-	-	-	-	-	-	-	-	-	-
	Ankara-Akyurt	1	-	-	-	12	-	-	-	-	-	-	-	-	-	-	-	-
	Eskişehir-Odunpazarı	1	-	-	-	12	-	-	-	-	-	-	-	-	-	-	-	-
	Kütahya-Simav	1	-	-	-	16	-	-	-	-	-	-	-	-	-	-	-	-
	Manisa-Akhisar	1	-	-	-	24	-	-	-	-	-	-	-	-	-	-	-	-
	Şirnak-Cizre	1	-	-	-	8	-	-	-	-	-	-	-	-	-	-	-	-
	Tokat-Yeşilyurt	1	-	-	-	16	-	-	-	-	-	-	-	-	-	-	-	-
	Trabzon-Arsin	1	-	-	-	8	-	-	-	-	-	-	-	-	-	-	-	-
	Uşak-Banaz	1	-	-	-	8	-	-	-	-	-	-	-	-	-	-	-	-