



United Nations
Educational, Scientific and
Cultural Organization

UNESCO Bangkok
Regional Unit for Social and Human Sciences
in Asia and the Pacific

Energy Flow, Environment and Ethical Implications for Meat Production



Ethics and Climate Change in Asia and the Pacific (ECCAP) Project

Working Group 13 Report

Energy Flow, Environment and Ethical Implications for Meat Production

Robert A. Kanaly

Lea Ivy O. Manzanero

Gerard Foley

Sivanandam Panneerselvam

Darryl Macer

Published by UNESCO Bangkok

Asia and Pacific Regional Bureau for Education
Mom Luang Pin Malakul Centenary Building
920 Sukhumvit Road, Prakanong, Klongtoey
Bangkok 10110, Thailand

© UNESCO 2010

All rights reserved

ISBN 978-92-9223-347-1 (Print version)

ISBN 978-92-9223-348-8 (Electronic version)

The designations employed and the presentation of material throughout this publication do not imply the expression of any opinion whatsoever on the part of UNESCO concerning the legal status of any country, territory, city or area or of its authorities, or concerning the delimitation of its frontiers or boundaries.

The authors are responsible for the choice and the presentation of the facts contained in this book and for the opinions expressed therein, which are not necessarily those of UNESCO and do not commit the Organization.

Edited by Darryl R.J. Macer

Design/Layout by Alessandra Blasi (cover), Darryl Macer, Raine Boonlong and Sirisak Chaiyasook (content)
Cover photo by © Mario Carangi

Printed in Thailand

SHS/10/OS/031-1000

CONTENTS

Acronyms	v
Foreword	vi
Executive Summary	1
1. Environment, Energy and Demand for Meat in Asia.....	2
1.1 Past and current trends	2
1.2 Future projections for meat demand in Asia	4
1.3 Energy inputs.....	5
2. Negative Externalities of Meat Production.....	7
2.1 Global climate change.....	8
2.2 Land use, degradation and deforestation.....	11
2.3 Water consumption and water pollution	11
2.4 Loss of biodiversity and loss of local livestock breeds	12
2.5 Production and dissemination of antibiotic-resistant and pathogenic bacteria in animals and food.....	13
2.6 Production and dissemination of antibiotic-resistant and pathogenic bacteria in the environment.....	15
2.7 Release of naturally-occurring and synthetic hormones and hormone derivatives	16
2.8 Release of antibiotics into environment.....	17
2.9 Release of ectoparasitides and derivatives.....	18
2.10 Release and potential accumulation of heavy metals and persistent organic pollutants	18
2.11 Socio-economic costs	19
2.12 Transmissible disease risk	19
2.13 Biosecurity	22
3. Industrial Hog and Chicken Production in the Philippines	23
3.1 Meat production in the Philippines.....	23
3.2 Forces that drive increases in demand for meat and animal products.....	25
3.3 Economics and negative externalities of hog production in the Philippines.....	28
3.4 Economics and negative externalities of chicken production in the Philippines.....	30
4. Ethics of Animal Production	31
4.1 Introduction	31
4.2 Animals as food	31
4.3 Equality of life	31
4.4 Is there any ethical justification for killing?	32
4.5 Luxury or necessity?	33
4.6 Ethical issues arising from intensive meat production.....	34
4.7 The replaceability argument.....	35
4.8 Ethical issues arising from the interactions of selected meat companies in the Philippines that use intensive production	36
4.9 Various agencies involved in meat production and processing in the Philippines.....	42
5. Discussion and Policy Options.....	43
5.1 Progressive policy options need to be considered	43
5.2 Limitations of ISO certification, EMS, and GMP	45
5.3 The need for wider implementation of Codex Alimentarius and HACCP on food safety	47

CONTENTS

5.4	Shift from a reactive stance of World Organization for Animal Health (OIE) Guidelines to a pro-active stance.....	47
5.5	Financial investment instruments in agricultural development interfere with sustainable livestock production operations.....	48
5.6	The need to promote and support sustainable livestock production.....	48
5.7	The need for greater transparency and accountability.....	49
5.8	Livestock production is vital in poverty alleviation and promoting nutritional adequacy.....	49
5.9	Encourage participation of institutions in promoting food safety and environmental protection.....	49
5.10	The need for more research in livestock farming, meat production and processing technologies, and animal welfare.....	50
5.11	The need to manage immediate risks and impacts related to animal health.....	50
5.12	Case Study of Policies in the Philippines.....	51
5.13	Labeling.....	53
6.	Conclusions.....	54
	References.....	55

List of Tables

Table 1:	Volume of production of livestock and poultry by animal type in 2007.	23
Table 2:	Livestock and poultry slaughtered/dressed in abattoirs in 2007	23
Table 3:	Daily per capita consumption and supply of selected agricultural commodities in 2007.	24
Table 4:	Annual farmgate prices of agricultural commodities in 2007	24
Table 5:	Quantity and value of agricultural exports in 2007.	26
Table 6:	Quantity and value of agricultural exports (F.O.B. Values in USD) in 2007.	26
Table 7:	Quantity of agricultural imports in 2007	27
Table 8:	Meat company values, environmental transparency and their operations.	40

List of Figures

Figure 1:	Concentration of four sectors of the meat market in the U.S.	3
Figure 2:	Fossil fuel energy required to produce 1 kcal of protein	6
Figure 3:	Unit external costs for food commodities grown and raised in the United Kingdom (UK)	7
Figure 4:	Nitrogen-based chemical fertilizer consumption by country per annum.	9
Figure 5:	Global contributions to GHG emissions	10
Figure 6:	Global poultry distribution (from FAO 2007).	20
Figure 7:	Global pig distribution (from FAO 2007)	20
Figure 8:	Risk of infection (%) of flock types with HPAI, Thailand, 2004 (Otte et al. 2007)	21
Figure 9:	Overview of various agencies involved in livestock and meat processing in the Philippines.	39
Figure 10:	The SAVA syndemic (adapted from Singer, 1996).	44
Figure 11:	Perspectives to inform syndemic prevention (Rock et al. 2009).	45

ACRONYMS

BAS:	Bureau of Agricultural Statistics, Philippines
BOD:	Biological Oxygen Demand
BSE:	Bovine Spongiform Encephalopathy
CA-MRSA:	Community-Acquired Methicillin-Resistant Staphylococcus Aureus
CAFO:	Concentrated Animal Feeding Operation
COD:	Chemical Oxygen Demand
CR4:	Concentration Ratio of the Top Four Firms in a Particular Industry
CSR:	Corporate Social Responsibility
DDT:	Dichlorodiphenyltrichloroethane
DENR:	Department of Environment and Natural Resources, Philippines
DOH:	Department of Health, Philippines
EIA:	Environmental Impact Assessment
EIS:	Environmental Impact Statements
EMB:	Environmental Management Bureau, Philippines
EMS	Environmental Management Series
EMAS:	Eco-Management and Auditing Scheme
ENRAP:	Knowledge Networking for Rural Development in Asia/Pacific Region
EU:	European Union
EUFES:	Environmental Users' Fee Systems
FAO:	Food and Agriculture Organization
FCR:	Feed Conversion Ratio
FIES:	Family Income and Expenditure Survey, Philippines
FOB:	Freight On-Board
GHG:	Greenhouse Gas
GLEWS:	Global Early Warning System for Major Animal Diseases
GMO:	Genetically Modified Organism
GMP:	Good Manufacturing Practices
HACCP:	Hazard Analysis and Critical Control Points
ISO:	International Organization for Standardization
LLDA:	Laguna Lake Development Authority, Philippines
MAV:	Minimum Access Volume
MRSA:	Methicillin-Resistant Staphylococcus Aureus
NGO:	Non-Governmental Organization
NSO:	National Statistics Office, Philippines
OECD:	Organization for Economic Cooperation and Development
OIE:	World Organization for Animal Health
PCB:	Polychlorinated Biphenyls
PCE:	Personal Consumption Expenditure
PRRS:	Porcine Reproductive and Respiratory Syndrome
SPS:	Sanitary and Phytosanitary (measures)
SS:	Suspended Solids
SSOP:	Standard Sanitation Operating Procedures
TBT:	Technical Barriers to Trade
UNIDO:	United Nations Industrial Development Organization
USDA:	United States Department of Agriculture
US FDA:	United States Food and Drug Administration
vCJD:	Variant form of Creutzfeldt-Jakob Disease
WHO:	World Health Organization

Foreword

This report stems from the work of one of the working groups established under the framework of the Ethics and Energy Technologies in Asia and Pacific project in 2007. The project adopted the name Ethics and Climate Change in Asia and the Pacific (ECCAP) in 2009, as it was clear that international attention through UNFCCC and UNESCO was focused on facing climate change. The aim of the ECCAP project is not to formulate universal economic or political plans of how to deal with these issues. Rather, the working groups of the project aim to increase awareness and discussion of the complex ethical dilemmas related to energy and the environment, and to identify scientific data, and available ethical frameworks of values and principles for policy options that have proven useful in facing the challenges in certain communities and countries.

The projects are ongoing, and the details of this report that extends the Asia-Pacific Perspectives on Bioethics series, can be found in the Executive Summary. The reports were developed by working groups, whose members participate as individuals in the highest standards of intellectual vigor and integrity, integrating engineers, philosophers, policy makers, experts, youth, and persons of many different cultural backgrounds and experiences. The reports are subject to ongoing open peer review, and the principal authors are listed. Since 2007 there have been a number of subsequent conferences and working group sessions organized in many different countries. There is ongoing discussion of numerous reports on the yahoo group, unesco_eet@yahoogroups.com, that are in various stages of drafting. For all reports, drafts and outlines of others, and specific requests for further case studies and analyses, please examine the working group webpages which list the members, and the overall website, <http://www.unescobkk.org/rushsap/energyethics>.

The subject of this report covers the mandate of several United Nations technical agencies, and is conducted in UNESCO under the framework of examination of emerging ethical issues of science and technology. The writers of the report acknowledge the useful comments of persons given during meetings held in Yokohama, Japan, Bangkok, Thailand, and Kuala Lumpur, Malaysia, in its consultations conducted since the launch conference in 2007, as well as through the Internet and other forms of discussion. Some members of the Working Group 13 (WG13) of EETAP project provided comments on the report drafts, and we especially acknowledge the contributions and comments of Mr. Amarbayasgalan Dorjderem, Dr. Suman Iyengar, Ms. Lindsay McGraw and Dr. Daniel Nesy.

The WG chair, Dr. Robert Kanaly, and the ECCAP coordinator, Dr. Darryl Macer, request more comments and contributions to the ongoing work of the WG in consultations on the ethical issues associated with aquaculture and climate change. Feedback and comments are invited to Dr. Darryl Macer, Regional Adviser in Social and Human Sciences in Asia and the Pacific, Regional Unit in Social and Human Sciences in Asia and the Pacific (RUSHSAP) at UNESCO Bangkok, or email rushsap.bgk@unesco.org



Darryl Macer

Regional Adviser for Social and Human Sciences in Asia and the Pacific,
UNESCO Bangkok

Executive Summary

Meat production is a complex and multifaceted issue that is deeply connected to matters of environment, politics, public health, public perception, economics, socio-economics, and ethics. It is also a major contributor to global greenhouse gas emissions and is therefore an important consideration in any climate change policy formulation. Future projections for the consumption of meat through 2050 indicate that an increase in demand by all countries will occur with the most significant increases projected in the developing countries, especially in Asia. Countries that are considering creation, expansion, or integration of more intensive or industrialized modes of meat production into their current systems may want to consider the possible future environmental, energy, water, public health and socio-economic effects of their investments, especially in the context of global discussion on climate change.

In the developed countries, it is understood that the perceived successes of intensive meat production systems have been largely dependent upon the availability of relatively cheap fossil fuel energy as a foundation for their various models of production. In addition to cheap fossil fuel energy dependence, accumulating evidence indicates that these operations often result in numerous negative externalities that have serious and wide-ranging environmental, socio-economic and public health consequences. At the same time, many negative cost externalizations are necessary for the success of intensive operations under current economic values. The societal implications of intensive animal production for food production are also addressed.

This report¹ presents evidence from the Philippines, United States, Japan and other countries to describe the situation and it is concluded that it may be prudent for both developing and developed countries to review carefully the costs of intensive meat production before promoting and investing in such operations. At the same time consideration of progressive and more sustainable approaches to energy-efficient food production, decreasing subsidization practices, and movement towards internalizing more of the production costs shall be necessary.

An ethical analysis of principles associated with use of animals in intensive meat production is also presented and, while recognizing a right to adequate access to food – that all people should be free from chronic hunger, should be free from food insecurity and should have access to safe food of nutritional value, the report also includes examination of the perspectives from the point of view of animals such as what constitutes cruelty, and the environment.

There are a range of policy options considered that countries may consider, including several internationally developed codes of good practice and codes of ethics that can improve the immediate situation for animal, environmental and human health in intensive animal production systems. There is also a call for reflection on the broader issues raised in the report by each institution and nation.

¹ The ongoing work of WG13 is open for review to stimulate further improvement and encourage contributions for future reports.

1. Environment, Energy and Demand for Meat in Asia

1.1 Past and current trends

An understanding of regional, country-wide and global energy flows is paramount in order to analyze the investment in and development of strategies to procure and use energy. At the same time, careful consideration of the negative externalities borne through the processes of energy procurement and utilization is vital because they may have large impacts on the functioning and development of society in the short and long-term. Policy-makers are faced with difficult decisions in these regards as they attempt to include ethical issues related to the environment in decision-making processes. An understanding of scientific, economic, political and ethical issues to support the knowledgeable evaluation of the most efficient use of valuable environmental resources is helpful for responsible energy security planning and management.

The availability and accessibility of food are issues of major importance for all countries and they place a high demand on energy resources. Food occupies the first position among the hierarchical needs of a human being. The Roman philosopher Seneca said: 'a hungry man listens neither to religions nor reason nor is bent by any prayer'. It is a widely held view that one of the largest threats to food production is climate change and that all elements of air, water, land, flora and fauna are inter-linked and interdependent. Today, human activities such as urbanization, industrialization and intensive agriculture have led to major environmental challenges and these challenges take on different forms in different parts of the world.

Food production taps into energy flow directly and indirectly, and depending upon the type of food production utilized, the differences in efficient use of energy will vary greatly. Shifts towards intensive meat production systems have been dependent upon the availability of relatively cheap fossil fuel energy as a foundation for their various models of operation. In addition to this cheap fossil fuel energy dependence, mounting evidence from the developed countries supports the notions that these systems have not operated in environmentally, economically and socially responsible manners through extensive negative cost externalizations.² Based upon this information, it may therefore be prudent for developing and developed countries in Asia to consider alternative means of development in the meat production sectors before investing portions of their limited energy, economic and environmental resources in these systems. Although a country's energy requirements in the form of food may not necessarily be directly considered when discussing a country's energy budget, they may be worthy of consideration from this perspective due to the marked industrialization of the meat production sectors combined with future projections that indicate that intensification and industrialization will continue to increase.

The Asia region is projected to undergo unprecedented growth and transformation in the coming years, access to large amounts of energy in various forms will be necessary, and evaluation of the most efficient use of valuable energy flows while minimizing costly negative externalities that will affect public health and environment are priorities for responsible economic planning. Currently Asia has the fastest annual growth in energy demand, and among the non-OECD Asian countries, including India and China, energy demand is projected to grow at an average rate of 3.2% per year, more than doubling over the period from 2004 to 2030. This accounts for more than 65 percent of the projected increase in energy use for non-OECD countries overall through 2030 (EIA 2007). The World Energy Council (2007) projects that Asia's primary energy demand through 2050 will rise to approximately 15 billion tons of oil equivalents or 625 EJ per year, which is more than three times the current demand level. Perhaps not surprisingly, fossil fuel energy is projected to account for 70% of this demand increase.

On this backdrop of projections for steeply rising energy demand, policy-makers in the Asia region are facing challenging decisions in regard to the best paths to take to minimize threats to their energy and food security while protecting their natural resources. Invariably, these decisions will have direct impacts on their countries' local and regional economies, environments and public health conditions but will also include supra-regional and global impacts. Currently, investment in nuclear energy along

2 The evidence is presented throughout this review document, and in the quoted sources.

with potential development in the areas of renewables such as hydropower, wind energy and biofuels are some of the major alternatives to fossil fuel energy that are under discussion, but even so, collectively they will not compete with fossil fuel energy in the near future. This is partly because fossil fuel energy will be required to power many sectors of society where alternatives are not possible or are not yet economically feasible. Considering the volatility and lack of transparency of some sectors of the fossil fuel energy markets, combined with the already large share of the total energy budget projected for this sector, countries that are planning to develop more sound energy policies may want to consider integrating investment from different energy sectors in an effort to reduce their heavy reliance on the fossil fuel energy sector - this, while charting paths to develop and maintain key industries such as food production.

Driven by global societal demand, meat production absorbs industrial levels of energy inputs. Smil et al. (1979) as cited in Jorgensen and Kay (2000) categorized anthropogenic sources of utilized energy into two types, namely: (1) direct energy inputs related to sources such as coal, peat, fuels (diesel, petroleum, oil), electric energy, human labor; and (2) grey energy used in operating the system, such as mineral fertilizers, pesticides, machinery, agrosystems, and infrastructure. The total primary energy expenses determine the energy contents of the flows (Jorgensen and Kay, 2000).

The production of animal protein requires expending human and fossil energy to supply livestock with forage and grain. Energy is needed to produce feed, fertilizers and pharmaceuticals which in turn are converted into animal tissue. However, most of the energy in livestock production is used to produce forage rather than contained in the forage (Tudge, 2004). Energy is also expended in the support of activities such as meat processing, transportation and refrigeration.

In the developed countries, fossil fuel energy requirements for the production of meat and animal products have become more intensive over the last 50 years through industrialized intensification. In the U.S. for example, the creation of concentrated animal feeding operations (CAFOs) has occurred rapidly. At the same time, significant industry consolidation in the three main sectors of the meat industry, the hog, poultry and cattle sectors, has also occurred rapidly. In other words, there are more animals on each farm. In the U.S., the number of hog-producing facilities decreased from 322,600 farms to 98,460 farms from 1988 to 1999 even though overall hog production increased from 90 million hogs to over 121 million hogs (Gillespie and Fulton, 2001). Consolidation in the U.S. broiler industry occurred whereby approximately 12 to 13 million pounds of broilers were produced on approximately 32,000 farms in 1977 but by 1992 approximately 29 million pounds of broilers were produced on approximately 21,000 farms (Walker et al., 2005). In the cattle sector, by the end of 1998, the top 30 cattle feedlot operations in the U.S. had pen space for 4.9 million head of cattle and the largest five companies accounted for almost one third (Heffernan, 1999) while just four meatpacking firms handled almost 80% percent of all cattle slaughter (MacDonald et al., 2000).

Figure 1: Concentration of four sectors of the meat market in the U.S.

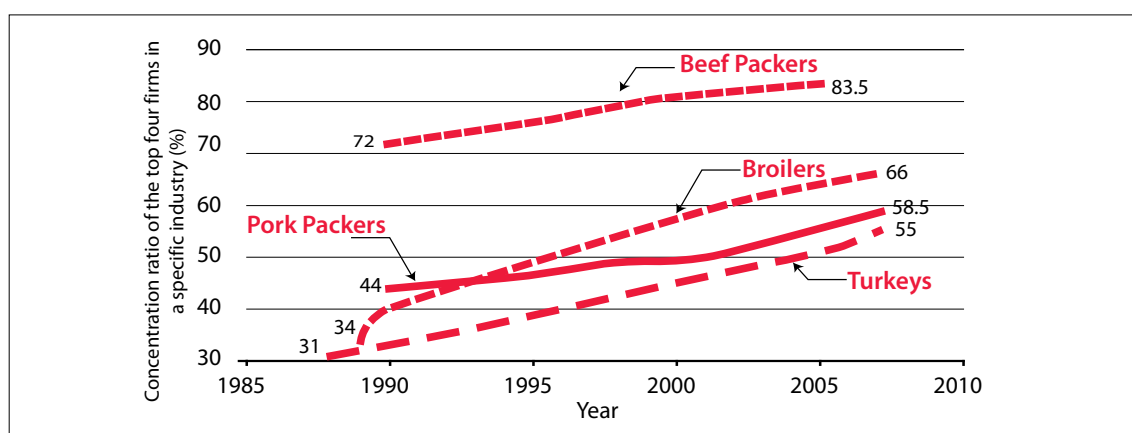


Figure 1: illustrates increases in the concentration ratio of the top four firms (CR4) in a specific meat industry. The CR4 represents the amount of the total market that is controlled by the largest four firms. For example, in the beef sector, the top four firms controlled 83.5% of beef packing in 2007. In the broiler sector, it was noted that the CR2 was 47% in 2007, i.e. that two firms controlled almost 50% of the market. Figure 1 is adapted from tables in a report by Hendrickson and Heffernan (2007).

Not evident from these figures is the fact that a small number of very large companies also control many or in some cases, most aspects of the meat production process. These companies have accordingly control over many aspects of the total system. In 1999, an American company was ranked as one of the three largest flour millers in North America and fourth in dry corn milling producing their own livestock feed. The same company ranked third in cattle feeding and second in slaughtering, third in pork processing and fifth in broiler production and processing. They also handled and transported grain through their subsidiary trading company (Heffernan, 1999). Data from recent analyses by Hendrickson and Heffernan (2007) that show the current state of consolidation in the agricultural markets are given in Figure 1.

Throughout the world today, an estimated 2 billion people depend primarily on a meat-based diet (Pimentel et al., 1999) and they derive their nutrients from meat, but also from milk and eggs (Pimentel and Pimentel, 2007). The world's production of meat has surged fivefold in the second half of the twentieth century (Tudge, 2004) and developing countries such as China and Brazil are now playing a greater role in production (Windhorst, 2006). In recent years, the production of meat, milk and eggs has shifted from Europe, North and Central America to Asia and South America (Windhorst, 2006). Notably, by 2005, developing countries were contributing 54.7% to global meat production and 67.7% to egg production (Windhorst, 2006). In contrast, Windhorst (2006) pointed out that during the 1970s, China and Japan's combined production of 31% of the world's chicken were the only significant quantities produced in developing countries. By 2005 five developing countries were among the top ten producers, four of which were in Asia. Moreover five developing countries had also become dominant egg producers by 2005: India, Mexico, Brazil, Indonesia and Turkey (Windhorst, 2006). The factors behind these trends are discussed in the reports, and are various, including growing local demand as well as cheap production costs for export to global markets.

Galloway et al. (2007) recently explained that global trade in livestock products is growing faster than production in developing countries such as Mexico, South Korea, Philippines and Malaysia that are becoming net importers. The volume of poultry exported worldwide reached 9.7 million tons and about 1.4 million tons in shell eggs (Windhorst, 2006). In 2004, the leading poultry exporting countries were the U.S. (2.6 million tons) followed by Brazil, Netherlands, France, Belgium, China, Thailand, Germany, U.K. and Denmark. For the same year, the 10 leading poultry meat importing countries were: Russia, China, Japan, U.K., Germany, Mexico, Saudi Arabia, Netherlands, Ukraine and France (FAO, 2005). Major poultry exporting countries such as the U.S. and Brazil are also major grain producers that are characterized by large-scale production and a high level of vertical, and more recently, horizontal, market integration (Chang, 2005).

Indeed, consolidation in the agricultural markets continues worldwide and currently in Asia, meat production intensification and CAFO-type models are rapidly becoming more popular and are promoted and invested in by governments, multilateral financial institutions, large private investment firms and are supported through the consuming public (AgFeed Industries Inc., 2007; World Bank, 2004; World Bank, 2006). In 2008, for example, it was reported that Goldman Sachs invested 200 to 300 million U.S. dollars to purchase twelve pig farms and 300 million U.S. dollars to purchase ten poultry farms in Hunan and Fujian Provinces respectively in China (Tradingmarkets.com, 2008; Wang, 2008) while the global investment bank, Deutsche Bank, was reportedly investing 60 million U.S. dollars each in Hongbo and Baodi large-scale pig farms in Shanghai and Tianjin (Shi and Phee, 2008; UK Telegraph, 2008).

Even with the rapid movement to build, expand and adopt more intensive meat production operations in Asia, there is a lack of discussion of core issues such as their heavy reliance on the availability of cheap non-renewable fossil fuel energy combined with a large number of potentially serious environmental, socio-economic and public health consequences and the ethical implications of these consequences. These of course are in addition to the serious ethical concerns that must be confronted in regard to the treatment of the tens of billions of animals that are grown and killed in these operations each year worldwide.

1.2 Future projections for meat demand in Asia

Population and population growth are major determinants in the overall demand for food, however the desire to eat more meat and animal products is influenced mostly by increase in urbanization which encourages people to adopt new diets and increase in per capita income which increases purchasing

power (Delgado, 2003; Pretty et al., 2006). Now, increases in both urbanization and per capita income are rapidly occurring in Asia and large increases in Asian countries' demand for meat and animal products are expected.

Future projections for the consumption of meat and animal products through 2050 were published through the FAO by Steinfeld et al. in 2006 and they indicated an increase in demand by all countries with the most significant increases projected to occur in the developing countries and especially in Asia. In China for example, where both urbanization and greater per capita purchasing power are on the rise, per capita meat demand is projected to grow to 60 kg by 2020 and represents an increase of 82% from 33 kg in 1993. To put this in perspective, this level of meat consumption is higher than the projections for Japan (49 kg per capita) and is approaching the level of consumption occurring in developed countries where a projected increase from 78 kg to 83 kg is expected by 2020 (Rosegrant et al., 1999). The significance of per capita figures for China is especially concerning when one considers China's huge population (Delgado, 2003). Currently, new consumers in China's economy are shifting to strongly meat-based diets and account for 28% of the world's total meat consumption, which is already almost twice as much as U.S. consumption (15%). From 1990 to 2000 meat consumption almost doubled and per capita feed grain consumption increased by 20% however per capita food grain consumption decreased by 9% (Myers and Kent, 2003).

Indeed, as the current trends continue, developing countries' demand for cheap meat and animal products that originate from land, lagoon and sea-based meat production systems will increase and shifts toward more intensive and industrialized meat production models will occur. Worldwide, industrialized production grew at twice the annual rate of mixed farming systems and at more than six times the annual rate of grazing-based production – mostly in the hog and poultry sectors due to relatively short reproductive cycles and higher feed efficiency conversion compared to ruminants. As of 2001, industrial enterprises accounted for 74%, 68%, and 40% of the world's total poultry, egg and hog meat production respectively (Steinfeld, 2002). Recently, Fiala (2008) estimated that if the current global meat consumption trends continue, that the total meat consumed worldwide by the year 2030 will be 72% more than the amount consumed in 2000 with current livestock inventories expected to double by 2050 (Steinfeld et al., 2006).

1.3 Energy inputs

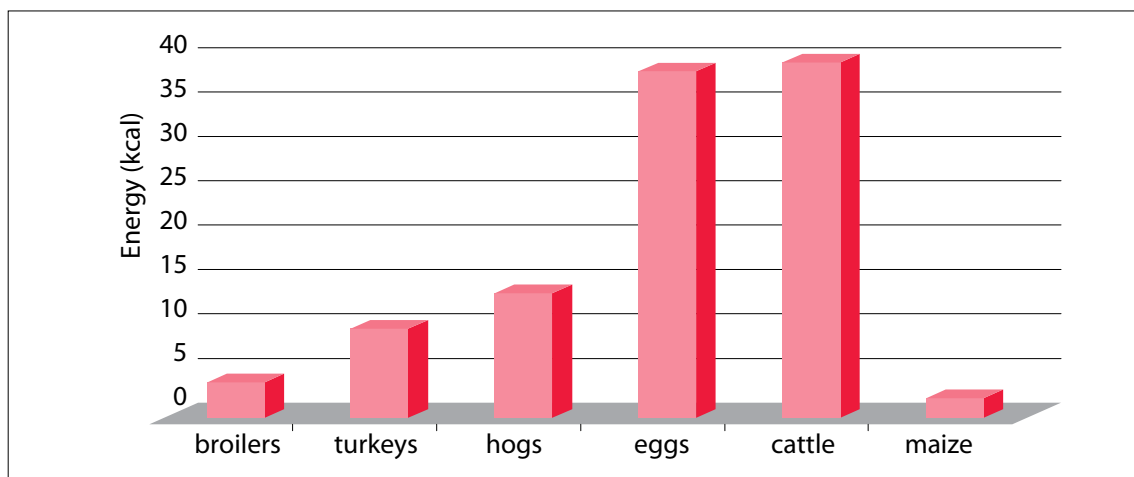
The availability of relatively cheap fossil fuel energy in some developed countries has allowed for the development of highly mechanized cereal production systems that, combined with high-yield cereal varieties, have resulted in increases in world cereal production. However, this production was not possible without enormous increases in fossil fuel and electrical energy consumption and consequently, overall energy use efficiency was markedly reduced. Mineral fertilizers, especially nitrogen fertilizers and agricultural chemicals have large energy requirements for production and transportation and are significant contributors to these energy inefficiencies. In a Canadian production system, it was determined that the energy required for the manufacture of inorganic fertilizer represented the single greatest energy input for no-till grain maize production for example (McLaughlin et al., 2000). At the same time, shifts towards intensification and industrialization of meat production overall require large external inputs in order to achieve the high yields that are expected from investment in such systems. As an integral part of these operations, cereal crops are fed in large quantities to animals in feeds that in turn required enormous amounts of fertilizer, water, land and industrial chemicals to produce. In the case of ruminants for example, the drastic dietary changes that have taken place over the last 60 years have resulted in grain-dependent alterations in ruminal pH and ecology that have created a variety of disorders that have in turn increased the need for more feed additives such as antibiotics (Russell and Rychlik, 2001). Although fossil energy is the main driver for feed production, it is also required in large quantities to drive many other aspects of the meat production process.

Meat production methods vary widely in the efficiencies by which they may convert feeds into animal protein and this conversion is influenced by many factors, however, it is widely accepted that an energy-dense human diet high in meat and animal products generally consumes more energy resources than a human diet based on plants. Even though grain feeding of animals to be killed and eaten by humans results in significant energy losses during conversion of grain calories to meat calories, it has been

estimated that more than a third of the world's grain production is currently used as feed for animals (Leng, 2005), and FAO projects that over one half of world grain consumption will be used for feed by 2030 (FAO, 2003). In the U.S. and China, a major component of feed is maize (Steinfeld et al., 2006; Pollan, 2003) and this is the case even though maize production in the U.S. is reported to cause more total soil erosion and requires more total herbicides, insecticides and nitrogen fertilizer than any other U.S. crop (Pimentel, 2003). Currently, the price of maize is effectively determined by the price of oil (World Bank, 2009).

In the case of maize for example, it was calculated by Pimentel and Pimentel (2003) that in the production of U.S. broilers, turkeys, hogs, eggs, and beef cattle for example, 4 kcal, 10 kcal, 14 kcal, 39 kcal and 40 kcal of fossil fuel energy respectively were required to produce 1 kcal of animal protein while to produce an equivalent amount of grain protein required 2.2 kcal of fossil energy expenditure (Figure 2). Using an average fossil fuel energy input of 25 kcal of fossil fuel per kcal of meat protein produced, including that animal protein possesses approximately 1.4 times the biological value of grain protein based on its amino acid profile, the average energy requirement to produce animal protein is still more than 11 times greater than the requirement to produce its grain equivalent. When expressed in terms of live weight, cattle, hogs and chickens require approximately 7 to 9 kg, 4 to 6 kg and 2 kg of grain to produce 1 kg of live weight beef, pork or chicken respectively (McMichael and Bambrick, 2005; Horrigan et al., 2002). Figure 2 shows the fossil fuel energy required to produce 1 kcal of protein from various animals or chicken eggs compared to the amount required to produce an equivalent amount of grain protein. It is adapted from Pimentel and Pimentel (2003).

Figure 2: Fossil fuel energy required to produce 1 kcal of protein



Pollan (2003), reporting on calculations by Pimentel explained that the fossil fuel inputs required to grow a steer to slaughter weight in the U.S. were approximately equal to 1075 liters (284 gallons) of oil equivalents when using an assumption that a steer consumes 11.3 kg (25 lbs.) of maize per day after arrival on the feedlot and grown to a weight of 567 kg (1250 lbs.). This calculation did not include processing. To place some of this into perspective, the total U.S. livestock population consumed 250 million tons of grain in 2001 and this amount was more than seven times greater than the amount of grain consumed directly by the entire American population. Indeed, it is estimated that the amount of grain fed to U.S. livestock is sufficient to feed approximately 840 million plant-based vegetarians (Pimentel, 2004). The USDA (2001) estimated that approximately 45 million tons of plant protein is fed to U.S. livestock to produce only 7.5 million tons of animal protein for consumption and that for every kg of animal protein, 6 kg of plant protein are required.

Although calculation methods for approximating energy costs in agricultural systems have advantages and disadvantages, they serve to give an indication of inputs and outputs, and overall, it is agreed that intensive meat production processes require large cereal grain inputs that in turn require large fossil energy inputs. Indeed, it has been argued that the coming central challenge for world food markets in the medium-term future is not whether it will be physically possible to feed the growing population, but whether it will be physically possible to feed the animals (Keyzer et al., 2005).

2. Negative Externalities of Meat Production

Due to the fact that shifts towards the intensification and industrialization of meat production in even the developed countries have not been accompanied by corresponding modernization of regulations to protect public health or adequately address issues related to environmental effects (Thorne, 2007), these operations have resulted in widespread and serious consequences through the convenient externalization of many of their operating costs. Externalization, any action that affects the welfare of or opportunities available to an individual or group without direct payment or compensation, may distort markets by allowing and encouraging activities that are costly to society even if private benefits are large (Pretty et al., 2000). When negative externalities are produced and when an industry is subsidized, as is the case for the fossil fuel and meat industries (Koplow and Dernbach, 2001), the price that the consumer pays is not reflected in the cost and ramifications include overproduction. In the agricultural and water sectors, externalities have four features: (1) their costs are often neglected, (2) they often occur with a time lag, (3) they often damage groups whose interests are not well represented, and (4) the identity of the source of the externality is not always known (Pretty et al., 2000; Pretty et al. 2003).

Figure 3: Unit external costs for food commodities grown and raised in the United Kingdom (UK)

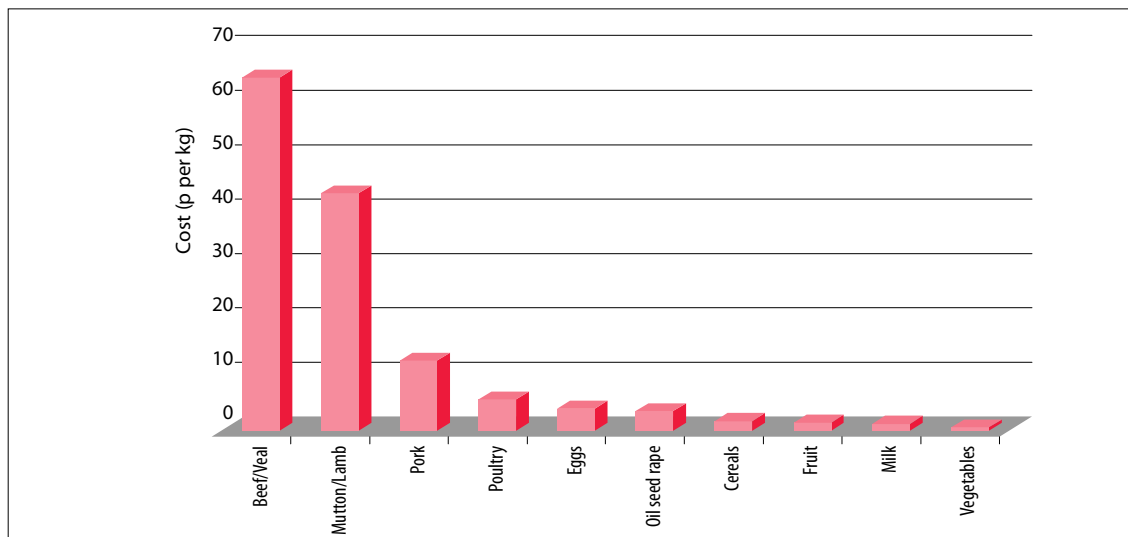


Figure 3: illustrates external costs arising from the cultivation and raising of commodities in the UK. Milk is expressed as per liter and eggs are expressed as per dozen (12 eggs). Monetary units are expressed as British pence (it is adapted from Table 2 in Pretty et al. (2005)).

Cost assessments of externalities from agriculture are difficult to perform yet they serve to provide a framework for basing policy decisions. In the UK for example, it was determined that the annual total external costs to UK agriculture in 1996 were 2,343 million pounds (or 89% of the average net farm income for the same year). Some of the most significant costs arose from drinking water contamination with pesticides, nitrate and phosphate, soil erosion and organic carbon losses, food poisoning, parasites and bovine spongiform encephalopathy (BSE; Pretty et al., 2000). Evaluation of the external costs arising from the cultivation and raising of the twelve major arable, horticulture and livestock food commodities produced in the UK showed that livestock production contributed the greatest external costs per kilogram as indicated in Figure 3 (Pretty et al., 2005).

Now, more thorough investigations into the negative externalities of intensive meat production are only just beginning to reveal that they are numerous and far-reaching, with many downstream effects and potentially large costs for society and the environment and include: (1) impacts on global climate change, (2) land degradation and deforestation, (3) water overconsumption and water pollution, (4) loss of biodiversity and loss of local livestock breeds, (5) production and distribution of antibiotic-resistant and pathogenic bacteria in the food supply and in communities, (6) release of naturally-occurring and synthetic hormones and hormone derivatives into the environment and their accompanying downstream effects, (7) release of ectoparasitides, (8) release and potential accumulation of metals and

persistent organic pollutants in soil and sediments and in the food chain, (9) heavy socio-economic costs that affect the poor and the wealthy, and (10) perhaps most dangerously, increases the risk of potentially devastating regional and global pandemics by spread of disease that come about as a result of the conditions and feed practices of intensive meat production and animal transportation.

2.1 Global climate change

It is indisputable that climate change will cause significant and profound changes to the environment, and generally speaking, the more rapid the environmental changes, the more difficult it will be for humans and the biota to adapt to such changes as our abilities to deal with the changes will be overwhelmed by the rapidity of the change itself. This will vary by region, but will ultimately impact the entire planet. Meat production and climate change are tightly linked. It has recently been proposed that particular policy attention should be paid to the health risks posed by the rapid worldwide growth in meat consumption through the exacerbation of climate change and that both the average global consumption level of animal products and the emission intensity levels of production must be reduced to prevent increased greenhouse gas (GHG) emissions from this sector (Koneswaran and Nierenberg, 2008; McMichael et al., 2007). Overall, livestock production results in the release of large quantities of GHG emissions in the form of carbon dioxide, methane and nitrous oxide gases and the amounts of each gas released shall vary by the mode of production and intensity.

Comparisons of feedlot and pastoral beef production systems showed that 15 kg of carbon dioxide equivalents per kg of beef were released in feedlot systems and this value represented more than twice the emissions of pastoral systems even though methane gas was released in much greater amounts in pastoral systems due to lower productivity (Subak, 1999). Flessa et al. (2002) demonstrated the importance of nitrous oxide gas contributions to total GHG emissions and discussed that the extent or intensity of animal production was a key factor to controlling GHG emissions from food production due to direct releases from animals and animal wastes. In a study of German agricultural practices it was indicated that 80 to 95% of nitrogen intake in animal feed was excreted in dung or urine. They concluded that overall, reduction of crop production for use in animal feeds in favour of human nutrition represents one of the most efficient measures for mitigating greenhouse gas emissions from the agriculture sector. Livestock produce carbon dioxide during respiration and ruminant and monogastric animals also produce methane as part of digestion. Animal waste, which is produced on the order of 180 million tons (dry weight) per year in the U.S. (Roe and Pillai, 2003), release methane, nitrous oxides, ammonia and carbon dioxide depending upon their form and management.

At the same time, land use for livestock production contributes to the release of large quantities of carbon dioxide through the degradation and loss of forests and other forms of vegetative cover for the creation of grazing lands and for the production of feed crops such as maize (through the burning of forests for example). The direct impact of carbon dioxide on climate change is the greatest of the different greenhouse gases (GHG) because it is released in the largest quantity compared with other GHG and because it is also in highest concentration in the earth's atmosphere. However, methane gas which traps heat more than 20 times more effectively than carbon dioxide, and nitrous oxide, which traps heat almost 300 times more effectively than carbon dioxide and has an atmospheric lifetime of more than 100 years, are contributors to global climate change. Indeed, these activities have profound effects on the global cycling of carbon. It has been pointed out that the same land use and management practices that are accelerating GHG emissions are also undermining the ecosystem services upon which long-term food and fiber production will depend in the future (Scherr and Sthapit, 2009). Although the heavy reliance of meat production on fossil fuels has delivered benefits, their use is a major contributor to impending climate change and demands for urgent and widespread action have been called for (Wilkinson et al., 2007).

In 2006 FAO (Steinfeld et al.) estimated that of the approximate 80 million tons of artificial nitrogenous fertilizers globally produced per year, up to 25% may be used in the production of animal feed and that this situation results in the requirement for large amounts of fossil fuel just for the production of

fertilizer. 41 million tons of carbon dioxide released per year are attributable to the fossil fuel expenditure needed to produce the fertilizer required to produce the feed required to produce the meat. This value was calculated by estimating the amount of fertilizer that is used in the livestock production food chain for land animals by first analyzing the amounts of fertilizer used for certain crops (FAO, 2002) and then comparing these figures with the percentage of those crops used as feed for livestock. Through their analysis it was revealed that the amounts of chemical nitrogen-based fertilizer required for animal production were a substantial share of total fertilizer use in developed and developing countries (Figure 4). In the United States, France and Germany, 51%, 52% and 62% (4.7, 1.3 and 1.2 million tons per year respectively) of the total nitrogen fertilizers consumed in each country were used for livestock production. In China, 16% of total consumption was used for livestock production, even though the absolute amount of consumption was only second to the U.S.; 3.0 million tons of chemical nitrogenous fertilizer used per year. Taking into account other factors including that energy use in China for the production of fertilizer is higher than average due to their production processes, i.e., in coal-based production and small to medium-sized production facilities, the annual emission of carbon dioxide for livestock production from fertilizer production was estimated to be 41 million tons with the largest contributions, 14.3 million and 11.7 million tons per year originating from China and the U.S. respectively.

Figure 4: Nitrogen-based chemical fertilizer consumption by country per annum

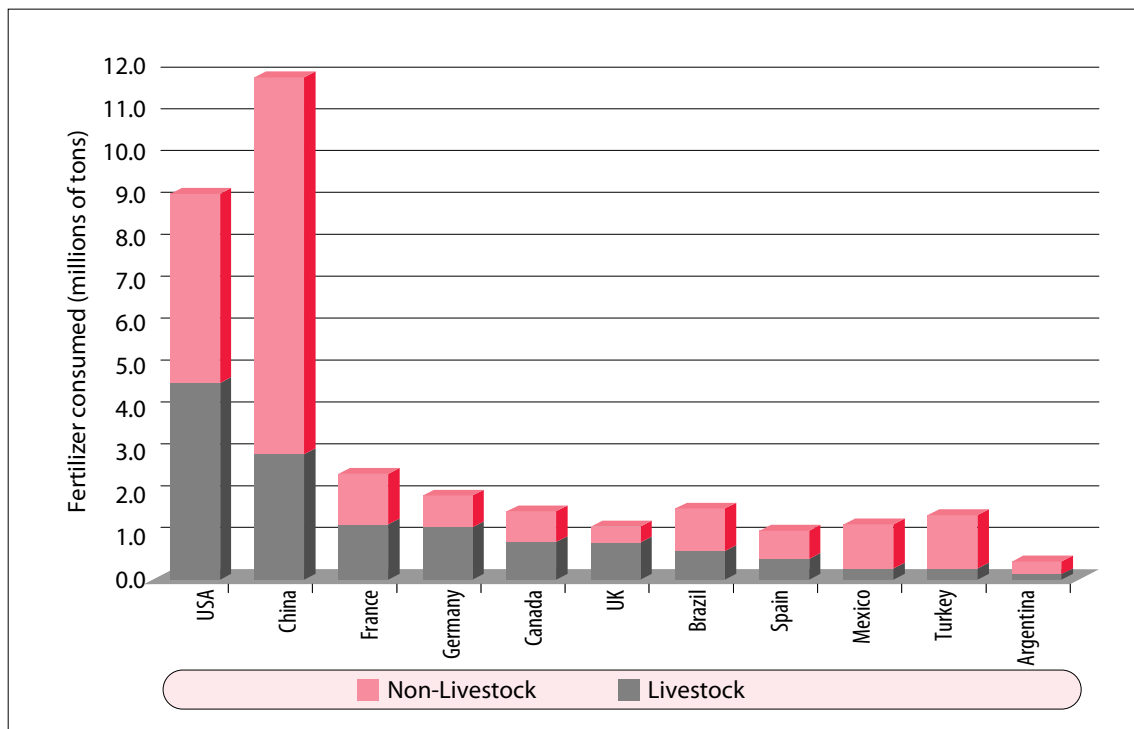
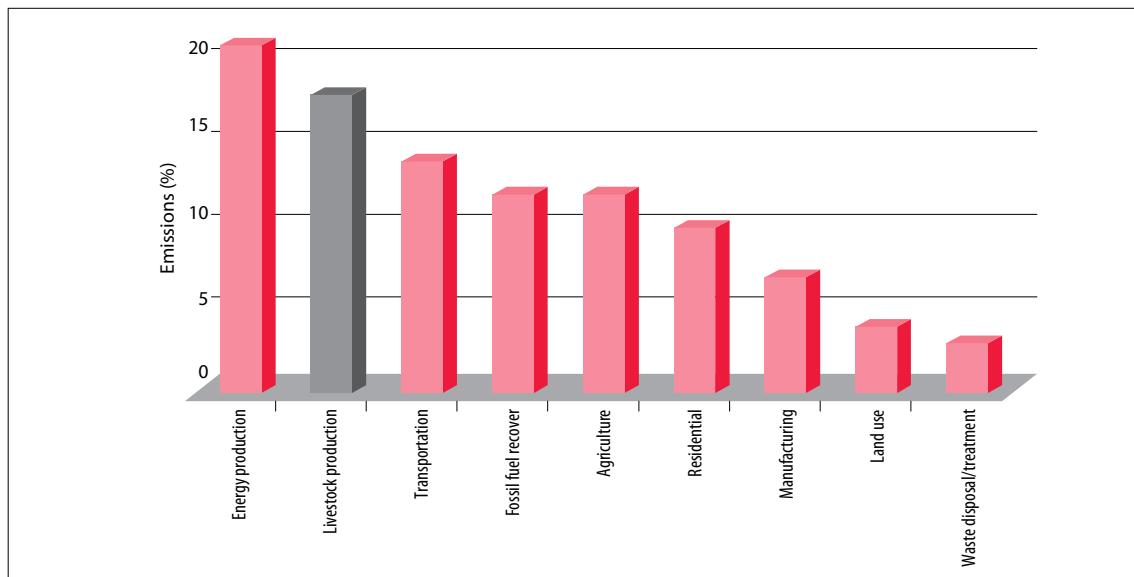


Figure 4: illustrates the total amounts of nitrogen-based chemical fertilizer consumed per year, showing the percentage of fertilizer consumed for the production of feed crops for livestock (in the dark colour). In China, total production of nitrogen-based fertilizers exceeded 19 million tons in 1997. Note that an uppermost limit of 12.0 million tons was used in this graph. Figure 4 is adapted from data presented in Steinfeld et al. (2006).

Further analyses by FAO revealed that on-farm fossil fuel use may be responsible for the release of 90 million tons of carbon dioxide per year, that livestock-related land-use changes may result in 2.4 billion tons of carbon dioxide per year and that livestock-related releases from cultivated soils and from livestock-induced desertification may result in 28 million and 100 million tons of carbon dioxide released per year respectively. When calculations for methane and nitrous oxide were included, the FAO report concluded that overall, approximately 18 percent of global GHG emissions (7,516 million tons of carbon dioxide equivalents) were attributable to livestock production and it was noted that this amount was greater than the contribution from the transportation sector as indicated in Figure 5 (Steinfeld et al., 2006).

Figure 5: Global contributions to GHG emissions



Note: Livestock production includes beef, chicken and pork. Adapted from a graph by Fiala (2009).

Total GHG emission contributions from mainly extensive and mainly intensive production were approximately 13% and 5% respectively and contributions from intensive production are projected to increase as more CAFO-type operations are built in response to increasing global demand (Steinfeld et al., 2006; Fiala, 2008).

In November 2009, Goodland and Anhang of the World Bank, released a report in the periodical *Worldwatch* stating that the 2006 FAO report appears to have underestimated the worldwide total amount of GHG emissions attributable to livestock production. They calculated an additional 25,048 million tons of carbon dioxide equivalents attributable to livestock undercounted or overlooked in the 2006 FAO calculations (7,516 million tons). Based upon their new calculations, at least 32,562 million tons of carbon dioxide equivalents or at least 51% of all GHG emissions are attributable to livestock production. This value is a significant upward revision from FAO's 2006 18% contribution calculation. This represents an enormous shift in perspective, and further strengthens the evidence for the relationship between meat production and effects on climate change.

In the report, Goodland and Anhang explained that among other sectors of GHG inventory accounting, FAO overlooked certain aspects of livestock respiration, land use and methane production, had used outdated statistics for GHG emissions in some cases, underestimated the actual number of animals reared worldwide (approximately 50 billion) and did not account for large increases in global livestock product production from 2002 to 2009 (12% by tonnage) for example. They concluded their report by explaining that companies with sound plans for increasing sales of meat or dairy analogs will likely find sufficient commercial financing from investors that are seeking opportunities that promise to help slow climate change and through development finance institutions. These are signs of what may be a large-scale paradigm shift in the approaches to mitigating climate change.

Eshel and Martin (2006) compared the energy consumption of plant-based diets and meat-based diets and used an often-cited energy sink, personal transportation, to demonstrate that the GHG emissions of various diets were different by as much as owning an average sedan versus a sport utility vehicle in the U.S. After considering both direct and indirect emissions (carbon dioxide released from fossil fuel combustion, and methane and nitrous oxide released during animal-based food production), they concluded that consumption of a mixed diet containing the mean caloric content and composition of an American diet resulted in the emission of 1,485 kg of carbon dioxide equivalents greater than the emissions associated with consumption of the same number of calories from a plant-based diet. They reported that this amounts to over 6% of total U.S. GHG emissions.

Through life-cycle assessments, Weber and Matthews (2008) demonstrated that dietary changes are an effective means for reducing GHG emissions. They explained that although food is transported long distances in general, the high GHG emissions associated with food consumption are dominated by the production processes and not transportation. In the U.S., 83% of the average household's GHG emissions from food consumption originated from the production process. Indeed, they concluded that modification of human diets by just shifting less than one day per week's worth of calories from red meat and dairy products to chicken, fish, eggs, or a vegetable-based diet achieved more GHG reduction than buying all locally sourced food.

2.2 Land use, degradation and deforestation

Globally, intensified production on prime croplands in industrialized and industrializing economies is expected to continue and will require high inputs of water, inorganic and organic fertilizers, pesticides and improved seeds (Kates and Parris, 2003). Global trends indicate that the creation of pastureland and cropland is increasing and their combined projected total represents an average global agricultural land base 18% larger by 2050 than at present (Tilman et al., 2001). Land for the livestock sector occupies the largest anthropogenic land use (Steinfeld, et al., 2006). Currently, 70% of all agricultural land and 30% of the land surface of earth is in use for pastoral, mixed-system and intensive livestock production and one of the most serious consequences of this intensive use is soil erosion which diminishes productivity (Horrigan et al., 2002; Pimentel, 2004; Steinfeld et al., 2006).

Arguably, soil fertility may be improved by large inputs of expensive fossil-fuel based fertilizers, however further increases in nitrogen and phosphorous fertilizer application are unlikely to be as effective as before in increasing crop yields due to diminishing returns (Tilman et al., 2002). Intensive production will continue to result in serious environmental impacts due to the imbalances of nutrient inputs and outputs, i.e. the concentration of nutrients originating from large areas of primary production into much smaller areas of animal production invariably results in a large amount of waste due to the inefficiencies of nutrient assimilation by animals (Atkinson and Watson, 1996).

Now, ruminants consume 69% of animal feed overall, however non-ruminants consume 72% of all animal feed that is grown on arable land, and due to this scenario, conflict with food crop production is inevitable (Galloway et al., 2007). After calculating the energy requirements for the production of meat and milk, a 33% increase in global grassland productivity shall be required to allow for the projected increases in global grass consumption from ruminants (Bouwman et al., 2005) and if grassland areas do not expand in the near term, which is expected based upon a continuation of past trends, productivity shall have to somehow originate from increasing fertilizer inputs, grass-clover mixtures and improved management which as mentioned may not necessarily be feasible (Tilman et al., 2002). At the same time, vast increases in arable land will also be required to grow feed crops. According to Steinfeld et al. (2006) expansion of livestock production is a key factor in deforestation and it was estimated that about 20% of the world's pastures and rangelands have been degraded to some extent through overgrazing, compaction and erosion through livestock activity.

2.3 Water consumption and water pollution

Currently, over eight percent of global human water use is attributable to the livestock sector, mostly through irrigation of feed crops, and the livestock sector is also most likely the largest source of many types of water pollution (Steinfeld et al., 2006). On average, an irrigated corn crop requires about three times more energy to produce than the same yield as rain-fed corn, the costs of irrigation are high, and irrigation may also result in salinized and waterlogged soils that can diminish crop productivity (Pimentel, 2004). Increased economic activities lead to increased domestic, agricultural, industrial and commercial water use (Lora et al., 2004). Water withdrawal is the removal of freshwater from reservoirs

or water resources expressed in cubic km per year (Shiklomanov, 2000).³ Water withdrawal is highest in the Philippines among Southeast Asian countries - 41.7 km³ in 1990 and a projected withdrawal of 49.8 km³ by 2025 (Seckler *et al.*, 1998 as cited in Rola *et al.*, 2004).

Livestock excrete 60% to 95% of consumed nitrogen and phosphorous thereby releasing the majority of nutrients onsite and although manure is generally applied to land, over-application is resulting in significant groundwater and surface water contamination.⁴ In the U.S., millions of tons of animal waste are produced per year of which the majority is applied to fields that are already saturated. Naturally, industrial-scale operations result in increased volumes of animal waste and other contaminants including nutrients, antibiotics, pesticides, fertilizers, hormones, and pathogenic parasites, viral and bacterial loadings which all contribute to the pollution burdens of groundwater and surface water (Knowlton and Cobb, 2006; Steinfeld *et al.*, 2006) and are considered to be a leading source of contamination of water bodies in the U.S. (Centner and Feitshans, 2006). As of 2007, accepted livestock waste management practices in the U.S. did not adequately or effectively protect water resources from contamination from multiple contaminants (Burkholder *et al.*, 2007). In Asia, farming systems have developed whereby countries such as the People's Republic of China, India, Thailand and Indonesia for example use raw sewage in their operations (Hooda *et al.*, 2000). In the People's Republic of China, where it is estimated that over 90% of animal farms nation-wide were built without pollution-prevention facilities, livestock production has become the leading source of pollution throughout vast rural areas of the country (Wang, 2005).

Steinfeld *et al.* (2006) estimate that in the U.S., the world's fourth largest land area, livestock are responsible for 55% of erosion and sediment, 37% of pesticide use, 50% of antibiotic use and 33% of the loads of nitrogen and phosphorous into sources of freshwater. Specific threats to groundwater and surface water from intensive farming operations indeed include the release of massive amounts of nitrate nitrogen, ammonia nitrogen and phosphorous nutrients which compromises drinking water quality in ground water and causes eutrophication in surface waters resulting in death to aquatic organisms and decreases in biodiversity (Neeteson, 2000). The loss of nitrate in agricultural runoff to surrounding areas has potentially serious implications for the quality of potable water considering for example that nitrate concentrations above only 50 mg per litre are associated with methemoglobinemia (blue baby syndrome; Hooda *et al.*, 2000). Protozoal parasites such as *Cryptosporidium* and *Giardia* are also excreted from livestock and infections are prevalent among young farmed animals. *Cryptosporidium* oocysts can exist in water bodies for at least 140 days and *Giardia labbilla* cysts have been shown to survive up to 33 days in animal waste and 47 days in water (Hooda *et al.*, 2000). Pathogenic and antibiotic-resistant bacteria and antibiotic-resistance genes and hormone contamination of water are discussed in proceeding sections. If these costs are included then alternative uses for animal excretion may be considered most cost effective.

2.4 Loss of biodiversity and loss of local livestock breeds

Through livestock intensification and industrialization practices, biodiversity decreases and the consequences include the production of large livestock monocultures. Now such monocultures account for approximately 20 percent of the total terrestrial animal biomass worldwide and this is coupled with the fact that the 30 percent of the earth's land surface that they now occupy was once habitat for other plants and animals (Horrigan *et al.*, 2002; Steinfeld *et al.*, 2006). It must also be considered that intensive production of animals with little genetic diversity and high stocking densities will result in expansive host populations of animals that will be increasingly vulnerable to emergent pathogens newly resistant to pesticides, vaccines or other critical barriers (Doyle *et al.*, 2005).

3 Shiklomanov, Gor A., SHI (State Hydrological Institute, St. Petersburg), and UNESCO, Paris, 1999. "World Resources 2000-2001: People and Ecosystems: the Fraying Web of Life," WRI, Washington DC, 2000; Paul Harrison and Fred Pearce, *AAAS Atlas of Population* 2001, AAAS, University of California Press, Berkeley. Link to web-site <http://www.unep.org/dewa/assessments/ecosystems/water/vital> (accessed 4 May 2009).

4 The most common unit to calculate nutrient levels is the "animal unit" and it operates on the basis of excretions across species. Based on the averages use by the U.S. Extension Service, 1 animal unit is equal to 5 pigs or 250 broilers and is equated with the release of 298 pounds of nitrogen and 209 pounds of phosphate (Costales *et al.*, 2003).

Loss of local livestock breeds as cultural properties are another serious concern of animal intensification practices. In developing countries, although livestock may be grown to produce meat and dairy, their roles in societies are many times much broader and include cultural issues related to religion, societal rituals, farmer social status, gender equality, the control of pests and the improvement of the structure and function of soils for example (Riethmuller, 2003). Local breeds may contribute to the preservation of ancient traditions and have value to cultures as historical witness and as custodians of local traditions (Gandini and Villa, 2003). It has been pointed out that the economic consequences of the livestock industries should not be considered in isolation from their social consequences (Riethmuller, 2003).

2.5 Production and dissemination of antibiotic-resistant and pathogenic bacteria in animals and food

During meat production, broad-spectrum antibiotics are administered to animals at sub-therapeutic/non-therapeutic and therapeutic doses to enhance growth and to try to control illness and these practices result in the creation of antibiotic-resistant and multidrug-resistant bacteria. In 2001, Mellon et al. devised a methodology for calculating antimicrobial use in agriculture from publicly available information including herd size, approved drug lists and dosing levels and they estimated that livestock producers in the U.S. were using 11.2 million kilograms of antimicrobials per year for non-therapeutic purposes. Their conclusions included that (1) tetracycline, penicillin, erythromycin, and other antibiotics that are important in human medicine are used extensively in the absence of disease, (2) that previous estimates were gross underestimations of actual usage, (3) that approximately half of the total amount of antibiotics used were already banned by the EU, and (4) that in the case of chickens for example, a greater than 300% increase in dosage per bird had occurred since the 1980s. Compared with an estimated 1.4 million kilograms of antibiotic usage in humans per year in the U.S., 800% more antimicrobials were used in the three major sectors of animal production. Indeed, non-therapeutic usages alone are estimated to total more than 70% of total antibiotic use in the U.S. and this figure does not include minor species such as turkeys or goats and does not include aquaculture at all (Mellon, 2001). In the People's Republic of China in 2002, 3 million kilograms of antibiotics were estimated to be in use for growth promotion, i.e. subtherapeutic administration (Li, 2003).

Smith et al. (2001) showed that administration of antibiotics to farm animals hastens the appearance of antibiotic resistant bacteria in humans and explained that farms with high rates of antibiotic use are evolutionary "incubators" where high levels of antibiotic-resistant bacteria and multidrug-resistant bacteria thrive. It is also known that administration of antibiotics to animals result in contamination of meat by antibiotic-resistant bacteria and directly results in antibiotic-resistant bacterial infections in humans that are a risk to human health. Consequences from the administration of antibiotics to farm animals include:

- (1) that antibiotic-resistant pathogenic bacteria are directly transferred to humans by increasing the frequency of antibiotic resistance in zoonotic pathogens such as *Salmonella* which are typically acquired through exposure to contaminated animal food products;
- (2) that development of antibiotic resistance in human commensal bacteria which ordinarily colonize humans without causing infection may be caused by transfer of antibiotic-resistance genes present in bacteria in animals to bacteria in humans, and;
- (3) when antibiotic-resistant bacteria that do not normally infect humans are ingested by people who are on antibiotic therapy, and thus who have altered human flora, the growth of antibiotic-resistant bacteria will occur in those persons (OTA, 1995).

It is accepted that in these cases, the risks to human health are increased.

Antibiotic-resistant bacteria have now been isolated from animals and food products under many circumstances including the isolation of antibiotic-resistant *Campylobacter* and *Salmonella* from chicken, pork, beef and turkey meat in different countries (Dechet et al. 2006; Hong et al., 2007; White et al. 2001; Smith et al. 1999). The high prevalence of vancomycin-resistant *Enterococcus faecium* in farm animals

due to the use of the glycopeptide antibiotic avoparcin for growth promotion (banned in the EU in 1997) is most likely contributing to the increase in vancomycin-resistant *Enterococcus faecium* strains documented in farm animals, in pork and chicken meat (Gambarotto et al., 2001; Shea, 2003; Willems et al., 2000) and in humans for example. The strains found in pigs in one study were indistinguishable from strains found in humans and these data strongly suggested that community-based vancomycin-resistant infections in humans are originating from pigs (Willems et al. 2000). In 2005, vancomycin-resistant *Enterococcus faecium* isolates were documented from broiler chicken and pig farms in England (Garcia-Migura et al., 2005). Sørensen et al. (2001) showed that antibiotic-resistant *Enterococcus faecium* that originated from chicken and pork led to detectable concentrations in human stool samples and these results showed that these organisms survived gastric passage and multiplied in humans.

Since many of the antibiotics administered to animals in intensive farming operations are also used to treat human diseases, cross-resistance is a major concern, i.e., using a fluoroquinolone such as sarafloxacin to prevent infections in chickens may result in the creation of antibiotic-resistant pathogens that cause dangerous infections in humans that are not treatable with fluoroquinolones. Indeed, the transmission of antibiotic-resistant bacteria from farm animals and meat to humans is well documented in many situations including the transmission of antibiotic-resistant bacteria from chickens fed tetracyclines to humans (Levy et al. 1976), the transmission of quinolone-resistant *Campylobacter jejuni* from retail chicken meat to humans (Smith et al. 1999), the transmission of multidrug-resistant, quinolone-resistant *Salmonella enterica* from pigs to humans (Chiu et al., 2002; Mølbak et al. 1999), the transmission of multidrug-resistant *Salmonella enterica* from ground beef to humans (Dechet et al. 2006), and the transmission of ceftriaxone-resistant *Salmonella enterica* from cattle to a 12-year old boy (Fey et al., 2000) for example. It is also widely known that *Salmonella*-infected hens have been reported to deposit *Salmonella* in either yolk or albumen of developing eggs as a possible consequence of colonization of the reproductive tract (Gast et al., 2005) and such contamination of the edible contents of the chicken egg serves as another potential mode of microbial antibiotic resistance transmission.

Since 1960, methicillin-resistant *Staphylococcus aureus* (MRSA) has become a major human pathogen that is responsible for considerable mortality, morbidity and healthcare costs worldwide and was generally considered a nosocomial pathogen until only recently whereby cases of community-acquired CA-MRSA infections are now increasing and the trends indicate that this is a rapidly emerging global phenomenon (Vandenesch et al., 2003; Klevens et al., 2007; Sergio et al 2007). By 2007, in Europe, Asia and North America, MRSA had been found in large numbers of farm animals, including chickens, pigs and cattle, and in retail meat. Of even more concern were the findings that farm animal MRSA transfer to humans may also be occurring and may be partly responsible for the increases in global CA-MRSA infections (Huijsdens et al., 2006; Soil Association, 2007).

In the Netherlands, it was documented that the prevalence rate of MRSA in a group of 26 regional pig farmers was 760 times greater than the rate that occurred in patients admitted to Dutch hospitals. In their study, transmission between pigs and pig farmers, between pig farmers and family members and between an infected family member and a hospital nurse were demonstrated. In all, 3 different MRSA strains, including a new *spa*-type were documented (Voss et al, 2005). In France, Armand-Leferve et al. (2005) reported results that suggested a high rate of MRSA exchange of a variety of strains between pigs and farmers and discussed the fact that, since nasal carriage is a recognized source of *Staphylococcus aureus* bacteremia with severe consequences, pig farming may be a staphylococcal hazard. These data were corroborated in 2008 by van Belkum et al. where it was reported that ST398 MRSA from pigs was capable of causing serious infection in humans even though its primary host has appeared to be pigs. The first documented case of MRSA transmission between cows and humans (ST1/*spa*-type t127) was reported in Hungary in 2007 (Juhasz-Kaszanyitzky et al., 2007) and the possibility of a human to animal MRSA strain transmission (ST22-MRSA-IV also known as UK-EMRSA-15) was reported in a pig in Singapore; this was in addition to another MRSA strain (ST398) that originated from pigs imported from Indonesia (Sergio et al., 2007). In the Republic of Korea, where the rate of methicillin resistance in humans to *Staphylococcus aureus* is reported to be over 50%, MRSA and oxacillin-resistant strains of *Staphylococcus aureus* were shown to occur in samples from cows and chickens and the author concluded that contaminated meat consumption is a probable source of human infections (Lee, 2003). In retail chicken meat in Japan, MRSA and enterotoxigenic *Staphylococcus aureus* strains were also documented (Kitai et al., 2005a; Kitai et al. 2005b). Most recently, on five farms in Ontario, Canada multiple indistinguishable

MRSA strains were documented in pigs and in pig farm personnel (Khanna et al. 2008) and on different types of pig farms in the Netherlands (van Duijkeren et al., 2008). In 2009, for the first time, MRSA strains were documented in pigs and pig farmers in the United States and it was concluded that agricultural animals could become important reservoirs for these bacteria (Smith et al., 2009).

The presence of large numbers of insects, especially flies, at intensive farming operations is a health risk that contributes to the spread of bacterial infections, antibiotic-resistant bacteria and antibiotic-resistance genes. Recent studies of the digestive tracts of house flies (*Musca domestica* L.) collected from urban fast food restaurants in Kansas, U.S. showed that the flies carried large populations of multi-drug resistant enterococci. The authors reasoned that the high prevalence of *Enterococcus faecalis* and *Enterococcus faecium* in the houseflies indicated that they must have developed in or were in contact with manure and feces of domestic animals. It was concluded that although contamination from the feces of dogs and cats was possible, the main reservoir for the resistant bacteria was from farm animals (Macovei and Zurek, 2006).

Flies that thrive in great numbers at intensive animal farming operations have also been shown to disperse pathogens that are a threat to human health in their own right. Alam and Zurek (2004) investigated U.S. cattle feedlots and demonstrated that house flies were carrying virulent enterohemorrhagic *E. coli* O157:H7 which is a well-known causative agent of hemorrhagic colitis and hemolytic uremic syndrome in humans, the main reservoir of which is cattle. The strain is disseminated by flies after their larvae develop in cattle feces. Outbreaks from *E. coli* O157:H7 have been reported in North America, Europe and Asia and it is reported to cause more than 20,000 human infections and more than 250 deaths per year in the U.S. (Nataro and Kaper, 1998). Laboratory studies in 1999 demonstrated that *E. coli* O157:H7 ingested by house flies remained viable in the fly excreta and was disseminated for several days (Kobayashi et al., 1999). This was especially interesting after considering that the dispersal range of house flies is 0.5 to 2 miles, but possibly up to 20 miles. In Japan, house flies were implicated in the transmission of *E. coli* O157:H7 from reservoir animals to other animals and also to humans (Moriya et al., 1999).

2.6 Production and dissemination of antibiotic-resistant and pathogenic bacteria in the environment

The waste from millions of animals such as pigs, grown in intensive meat production systems, is often spread as fertilizer onto nearby agricultural lands, stored in deep pits or stored in outdoor lagoons and results in large-scale soil, water and air contamination. As a result of percolation, runoff and lagoon-breaching during episodic weather events, pathogenic contaminants enter surface waters and groundwater posing threats to human health and the environment. Waterways contaminated with the animal wastes may then serve to disseminate antibiotic-resistant organisms and genes and such widespread contamination has been documented throughout many areas of the U.S. (McEwen and Fedorka-Cray, 2002; Roe and Pillai, 2003).

Multidrug-resistant *E. coli* were isolated from water retention ponds and manure from pig, chicken, beef and dairy farms in Florida, U.S. and among the four livestock sources, 84% of the isolates were resistant to one or more antibiotics (Parveen et al., 2005). Pig manure which is known to carry high loads of antibiotic resistance genes and antibiotics are applied to soil and has been shown to result in horizontal antibiotic-resistance gene transfer from spread manure to soil bacteria (Heuer et al., 2009). Sapkota et al. (2007) examined surface water and groundwater samples from areas up-gradient and down-gradient of industrialized pig growing operations (CAFOs) and also examined indoor air samples from the same facilities (Chapin et al., 2005). Generally, down-gradient water samples were contaminated with significantly higher levels of *Enterococcus* spp., *E. coli* and fecal coliform bacteria when compared to up gradient-water samples of surface and groundwater and it was explained that these results were in agreement with previous studies of industrialized pig-growing operations. High levels of antibiotic-resistant *Enterococcus*, staphylococci and streptococci were also documented in air that was sampled inside the same industrialized pig-growing facilities and indicated that inhalation of air from these operations may also serve as an exposure pathway (Chapin et al., 2005). Similarly, multi-drug-resistant

organisms were detected in bioaerosols inside and downwind concentrated pig growing operations (Gibbs et al., 2006). Antibiotic-resistant bacteria were detected in groundwater on or near pig farms where 68% of *E. coli* isolates were resistant (Anderson and Sobsey, 2006). Fecal and fecal bacteria impacts on groundwater were shown to occur from swine manure pits, and it is suggested that bacterial filtration by soils may not be as effective as commonly assumed (Krapac et al., 2002).

Other examples include recent documentation of sulfonamide antimicrobials in private groundwater wells nearby CAFOs (Batt et al., 2006), documentation of higher numbers of tylosin-resistant bacteria in agricultural soils (Onan and LaPara, 2003), documentation of high levels of antibiotics (Qiang et al., 2006) and antibiotic-resistance genes in feedlot and CAFO lagoons, nearby surface waters and downstream locations (Chee-Sanford et al., 2001; Smith et al., 2004; Peak et al., 2007), and recent documentation of the potential for antibiotic resistance gene transmission to native wildlife (Blanco et al., 2007). Multidrug-resistant bacteria were documented in rendered animal products from poultry, cattle and fish and this has wide implications for the buyers who plan to use such feed in their operations, especially for farmers that do not use antibiotics in their operations (Hofacre et al., 2001). In a recent excellent review on industrial animal production, antimicrobial resistance and human health by Silbergeld et al. (2008) it was discussed that the role of antimicrobials in agriculture will be recognized as one of the most important drivers of increasing multi-drug resistant pathogens in the future.

As has been carried out in the EU, discontinuation of non-therapeutic administration of antibiotics to farm animals has been recommended in the U.S. (Gilchrist et al., 2007) and should be considered carefully by developing countries. Other policy recommendations include coordinated country-wide surveillance programs, bacteria strain identification programs, and the incorporation of solids tanks for manure storage combined with municipal-type waste treatment to limit microbial contamination of surface water and groundwater (Gilchrist et al., 2007). As carefully pointed out by Witte et al. (2000), the transfer of antibiotic-resistant bacteria is not restricted to a particular country or league of countries such as the EU because meat trade occurs world-wide. For example, chicken imported to Japan from France and Thailand was contaminated with vancomycin-resistant *Enterococcus faecium* (Ike et al., 1999; Ozawa et al., 2002).

Although beyond the scope of this report, it should be emphasized that antibiotic use in commercial fish farming is now rapidly increasing, and sea and lagoon-based (Schmidt et al., 2000; Miranda and Zemeiman, 2002; Chelossi et al., 2003; Furushita et al., 2003) and integrated lagoon-based farming (Peterson et al., 2002) have been shown to result in the production of antibiotic multidrug-resistant bacteria including documentation that antibiotics move through the aquatic environment and affect the flora of wild fish (Ervik et al., 1994).⁵

2.7 Release of naturally-occurring and synthetic hormones and hormone derivatives

Liquid and solid wastes generated from intensive animal agriculture are significant sources of natural and synthetic hormones and their derivatives released into the environment. When compared to per capita estrogen releases in the U.S., livestock emissions may be ten times greater (Raman et al., 2004). Lange et al. (2002) estimated that almost 50 tons of estrogens were being released per year in the U.S. in 2000 and that pregnant cattle accounted for most of these releases. Estrogen releases into the environment are of concern because even at low concentrations of 10 to 100 ng per liter, adverse effects on normal endocrine function in aquatic vertebrate species such as fish, amphibians and reptiles may occur (Hanselman et al., 2006). Estrogenic compounds such as estrone, 16 α -hydroxy-17 β -estradiol (estriol), 17 α -ethynylestradiol and 17 α - and 17 β -estradiol are present in pig, poultry, dairy and beef waste and are present in waste lagoons (Hanselman et al., 2006; Hutchins et al., 2007; Raman et al., 2004; Zhao et al., 2009) and the hormonal effects from industrial farm runoff have already been reported in aquatic species (Orlando et al., 2004). Fine et al. (2003) showed that pig lagoon samples from three different types of operations in the U.S. contained levels of estrone, estriol, and estradiol up to 25,000, 10,000 and

5 This issue will be discussed in the next report of ECCAP WG13.

3,000 ng per liter respectively. Relatively potent fish and mammal androgens such as the trenbolone acetate metabolites 17 α - and 17 β -trenbolone have also been detected in beef cattle feedlot discharge and the androgenic activity of feedlot discharge was shown *in vitro* (Schiffer et al., 2001; Durhan et al., 2005). Still, the effects of estrogen, androgen and progestin hormones in the environment and in the food chain are largely unknown.

A paper published by the EU Commission in 1999 on the issue of natural hormone residues in meat production and human health became a point of contention between the United States and the European Union, resulting in a ban on many imported meat products from the U.S. into the EU. In the paper there were major concerns raised over the ingestion of natural hormone residues and possible effects on human health including neurobiological, mutagenic, carcinogenic and immunological.

2.8 Release of antibiotics into environment

The affect of antibiotics in intensive meat production facilities with regard to antibiotic resistance has been much discussed and debated recently, however the release of these antibiotics into the environment and their potential effects on natural ecology have been given less consideration. Data from the European Federation of Animal Health (FEDESA, 2001) show that approximately 4,600 tonnes of antibiotics were used in the European Union for veterinary and growth promotion purposes, while according to another report (Union of Concerned Scientists, 2001), in the United States over 11,000 tonnes of antibiotics were used in the livestock industry. Owing to the fact that many antibiotics are poorly adsorbed by the intestinal tract of farm animals, it is possible for up to 90% of the administered antibiotics to be excreted and then to end up in manure. To name just one mode of transport, the antibiotics may then enter the environment through the application of the manure as a fertilizer, binding to soil and entering groundwater (Thiele-Bruhn et al., 2003; Kummerer, 2003).

Two major factors for consideration are that antibiotics are designed to be biologically active and that they are not readily biodegraded in the natural environment. The tetracycline family of antibiotics are the most frequently administered veterinary antibiotics in the United States (AHI, 2005). There have been numerous studies into the persistent nature of tetracycline's in both manure and soil, and also in their ability to be strongly adsorbed into those materials (Loke et al., 2002, Robolle et al., 2002, Kay et al., 2004, Blackwell et al., 2005). A fluoroquinolone, Sarafloxacin, currently approved by the FDA for use in treating poultry disease was found to have high persistence in the environment, after degrading by less than 1% in soil after 80 days (Marengo et al., 1997). Virginiamycin, an antibiotic food additive administered orally as a growth promoter in farm animals, was found to biodegrade in different soils, but only with a long half-life (Weerasingh et al., 1997).

Studies into the possible effects that antibiotic release may have in the environment are limited. In studies conducted by Westergaard et al., 2001, 2002, the effects of the antibiotic Tylosin on soil microbial community was found to have a strong, albeit temporary impact on population diversities, and permanent changes on microbial community structure. This demonstrates the ability of Tylosin to impact on the normal functioning of environmental systems such as the nutrient cycle, energy flow and decomposition. Another important factor to consider is the simultaneous release of different antibiotics into the environment. Many different veterinary antibiotics may be administered in a single phase in animal meat production facilities, therefore one must consider the relationships that these different classes of antibiotics may have on one another, and on the environment at large. For example, one antibiotic may be readily degraded by soil microbials, however a different antibiotic may negatively impact these specific microbials hence decreasing biodegradation of the first antibiotic in nature. In another example of this synergistic affect of antibiotic release in the environment, it was found that the cumulative effect of Prozac, ibuprofen and ciproflaxin resulted in a 10 to 200 fold increase in toxicity on aquatic plants, plankton and fish (Wilson et al., 2003). Although some of the drugs investigated in the Wilson study are not used as veterinary antibiotics, it goes to show the potential impact of mixed antibiotics released into the environment. The affects of antibiotic release into the environment upon terrestrial wildlife has been given very little consideration thus far. In one rare study conducted by Lemus et al., 2008, the authors investigated the release of antibiotics from a CAFO upon avian scavengers. The report established direct evidence that antibiotic residues were linked with severe disease in

three vulture species. According to the report, the potential negative health effects of direct antibiotic ingestion with livestock meat include allergy, toxicity and immunosuppression. There is legislation in place to prevent residual drug release into food that humans consume (Mc Ewan et al. 2002), however there is no such legislation as it applies to animal carcass and waste disposal, hence scavenging animals are put in direct exposure while feeding from livestock carrion.

Besides the issue of increasing bacterial and virological resistance, in other regards it is surprising that there has been little data and knowledge gathered on the impact of antibiotic release into the environment. From the available studies, it appears as though the extended periods of biodegradation required by many of these compounds in nature alone is insufficient for disposal. It is clear that more research and studies need to be conducted on the release of antibiotics through their routine use in animal meat production facilities. Although in some cases it has been reported that the environmental significance of antibiotic release is negligible, it is important to understand the type of testing that is currently used. Typically these tests consist of analysis on single drug exposure per lifetime, however it is necessary to implement more complex and robust analytical techniques if we are to elucidate the chronic effects of antibiotic exposure in the environment, the potential of antagonistic mixtures of antibiotics and also the effect of antibiotic metabolites. Areas for further investigation and analysis include the actual occurrence of release, the modes of transport and of course the fate and effect of these veterinary antibiotics.

2.9 Release of ectoparasitides and derivatives

Not much discussed, externally applied ectoparasitides are chemical formulations in common use on livestock to control external parasites. Most are neurotoxins. Their release into the environment may result in soil and water contamination through fecal release and other means. Ectoparasitides include chlorinated hydrocarbon, organophosphate, carbamate, synthetic pyrethroid, amidine, macrocyclic lactone and benzylphenyl urea chemical formulations that are used to control ticks, flies and lice (Khan et al., 2007; Hooda et al., 2000) and their use in farming operations should be considered depending upon the operation type and region of the world.

2.10 Release and potential accumulation of heavy metals and persistent organic pollutants

Release and potential accumulation of heavy metals in soil, sediments and in the food chain are concerns related to animal intensification in that chemicals such as arsenicals, are added to poultry and cattle feed for growth promotion and prevention of parasitic infections. Soil, ash and fertilizer contamination result (Nachman et al., 2005; Sapkota et al., 2007) including contamination of for-consumption chicken meat (Lasky et al., 2004). Potential biomagnification of chemicals that negatively impact human health and the potential propagation of prion-based diseases such as bovine spongiform encephalopathy (BSE) may occur due to the practice of re-feeding of animal parts and animal waste from different sectors of intensive meat production back to animals. For example, waste and animal parts from chicken and hog sectors are fed to cows and, in turn, waste and animal parts from cows are fed to the chicken and hog sectors (Sapkota et al., 2007). The effects of these practices are unknown but clearly require further investigation.

It must also be considered that persistent organic halogenated pollutants such as polychlorinated biphenyls (PCBs), dioxins, furans and DDTs enter the food chain through animal diets in forage and feed which contain large amounts of recycled fat. This system of re-feeding of animal-based substances may result in bioaccumulation of halogenated pollutants and cause potential downstream effects (Walker et al., 2005). Although not addressed in this report, it should also be noted that due to growth in the aquaculture sectors, waste and animal parts from terrestrial intensive meat production are now fed to aquatic species on a larger scale in developed and developing countries, especially in the People's Republic of China, and the ramifications of these practices are also unknown (Ai et al., 2006; Wang et al., 2006).

2.11 Socio-economic costs

The socio-economic costs of intensification of livestock production are numerous and varied and depend upon many conditions including the industry type and country of operation. In the U.S., the negative influence of large-scale specialized farming on communities has been reported to result in population decline, lower incomes, decreases in property values, fewer community services, less participation in democratic processes, less retail trade, increases in unemployment and an emerging rigid class structure (Broadway and Stull, 2006; Donham et al. 2007; as cited in Honeyman, 1996; Mirabelli et al., 2006; Worosz et al., 2008). Negative effects on mental, physical and occupational health, issues of environmental injustice and failure of the political process to meet its obligations to regulate intensive animal farming operations are documented in the literature and calls for the creation of adequate regulations and enforcement are being voiced (Cole et al., 2000; Donham et al., 2007; Heederik et al., 2007; Osterberg et al., 2004; Schiffman et al., 2005; Westerman and Bicudo, 2005; Wilson et al., 2002; Wing et al., 2002; Wing et al., 2008). Residents in rural communities are generally excluded from decisions to build intensive animal production operations but they suffer the environmental, public health and economic consequences of living in close proximity (Walker et al., 2005). Residents often organize to defend their rights after defining their platform, e.g. - intensive broiler operations are an illegitimate form of economic development that was detrimental to health, soil, water and air, community cohesiveness and property values (Constance, 2002). Intensive animal production involves growing economies of scale and vertical and horizontal corporate integration that combined with market distortions favours the powerful producers.

In the hog sector, Donham et al. (2007) reported that there have been over 70 published reports that discuss the adverse health effects of intensive pig operations on pig producers for example. The severity of the problems has resulted in recent changes to U.S. federal regulations (Centner, 2006) and the calling for a moratorium on CAFOs by the American Public Health Association (APHA, 2003).

Recommendations for removing distortions and promoting institutional change in regard to property rights, fair contracting and the support of smallholder farmers have been made (Delagdo, 2003). Other little discussed socio-economic costs include the nutrition transition which involves populations shifting from traditional grain-based diets to diets that include more energy dense foods and a decrease in physical activity levels, resulting in increased rates of obesity and epidemics of overweight populations as is now the case in the U.S. and Australia for example (Kennedy, 2005).

2.12 Transmissible disease risk

As discussed previously, human population growth and urbanization in Asia are expected to continue to increase rapidly, and as these occur, risks that infectious diseases will evolve, emerge or spread will also increase. At the same time, depending upon the mode of intensive animal production, risk exacerbation for infectious disease outbreaks will also increase because closer contact between animals and humans under unhygienic and overcrowded production conditions may result in greater chances of zoonotic disease transmission from animals to humans and vice versa. Additionally, animal production facilities are being built closer to urban centres and may allow for even greater human-animal contact and the potential for disease spread through large urban populations quickly (Steinfeld et al., 2006).

As well as considering the proximity of individual facilities to population centres, it is also necessary to consider the wider geographical distributions of these facilities. Taking the United States as an example, poultry facilities have become highly concentrated in the south-eastern states, while pig facilities have concentrated in the southeast and Midwest states. There has been a reduction in pig production operations by 50% in the top 10 production states in the United States between 1978 and 1992, however there has been an average increase of 136% of pigs per operation over the same time span (USEPA, 2001). This trend toward consolidation can be seen to have occurred across the globe, as seen in Figure 6 and 7. This consolidation of facilities, transport routes, and coincident networks, combined with the increasing movement of animals between production stages all contribute toward increasing potential development and transmission of zoonotic pathogens.

Figure 6: Global poultry distribution (from FAO 2007)

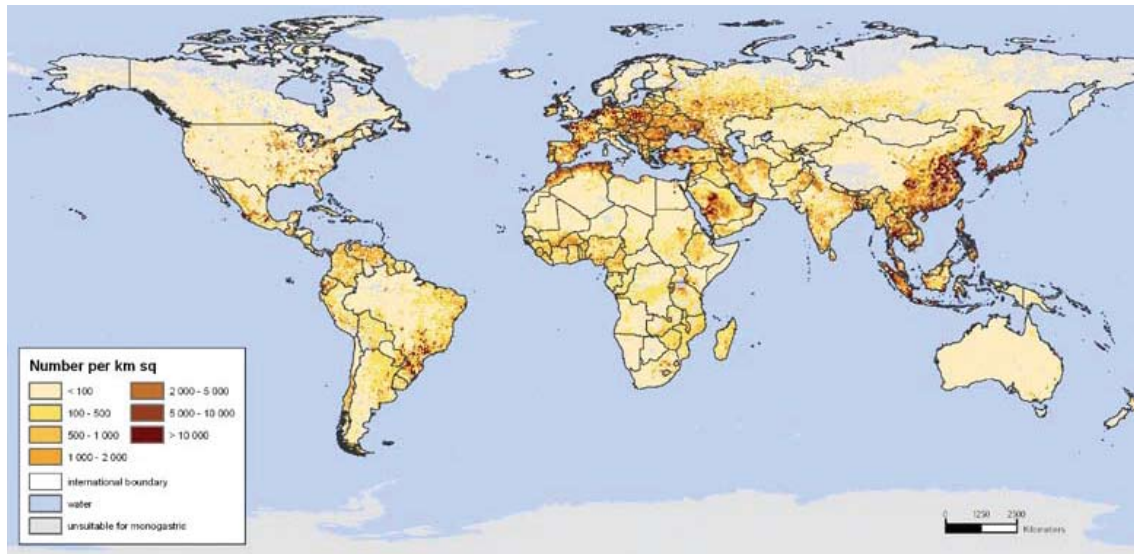
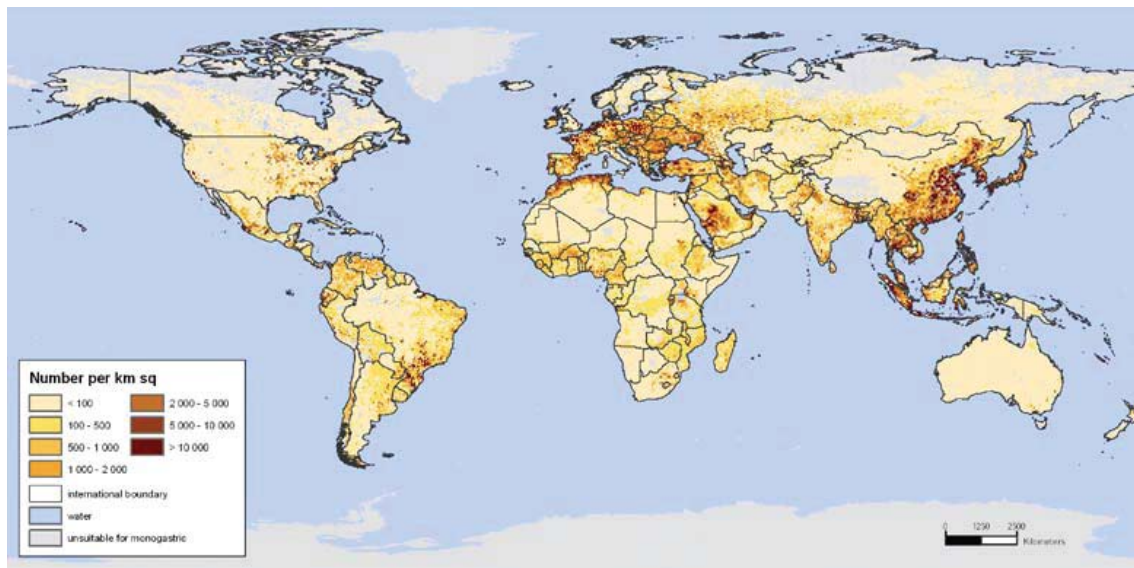


Figure 7: Global pig distribution (from FAO 2007)



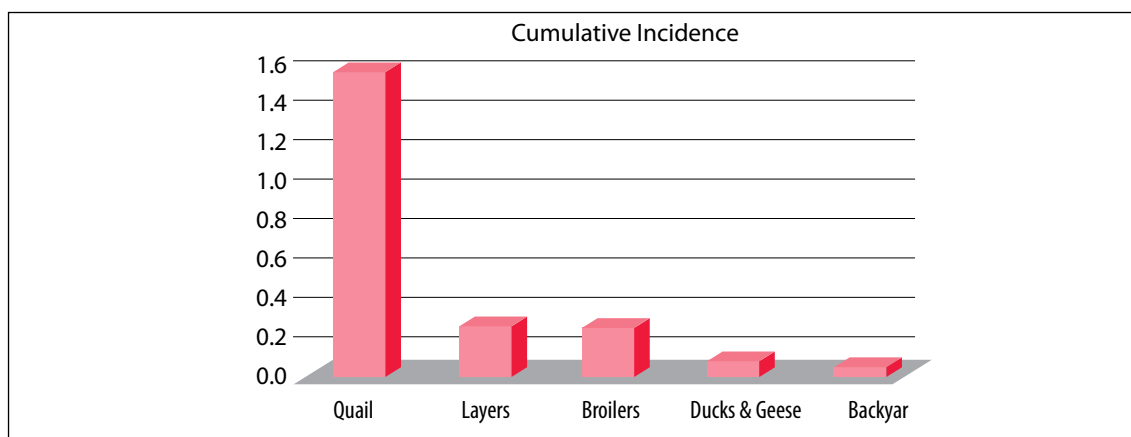
In intensive animal production operations, high stocking densities, physical and mental stress, unclean conditions, lack of sunlight and feeding, breeding and transport practices may enhance the risk of emergence and spread of diseases such as avian influenza, H5N1, and increase the risk of causing regional or even global pandemics as a result of such conditions and practices; the impacts of which will have serious and lasting economic consequences for the affected countries (Saenz et al., 2006; Greger, 2006; Greger, 2007a; Greger, 2007b; HSUS, 2007). In May 2009 a new influenza virus, H1N1, was found to be infecting humans (CDC, 2009). The index case for the virus appears to have occurred in the same area as an industrial pig farm CAFO in Veracruz, Mexico, that is the largest such operation in the country (Cohen, 2009) and which had already been the subject of protests by local communities due to health and environmental concerns (Fainaru, 2009). However, there is debate over the origin of the virus. Nevertheless, there are concerns about the development of influenza viruses in communities where pigs, birds and humans live in close proximity. Especially considering that of the four emerging pathogens affecting humans over the past decade, three have originated from either animals or their by-products (Taylor et al., 2001). Gilchrist et al. (2007) recently acknowledged that although there are numerous known potential risks for human infection from animals that are raised in high concentration, antibiotic resistance and influenza are probably the most dangerous at this time.

As mentioned previously, the potential for propagation of prion-based diseases such as the progressive and fatal bovine neurological disorder, BSE (so-called mad cow disease), occur due to the practice of re-feeding of animal parts from different sectors of intensive meat production back to animals and may raise the risk of transmission to humans. As is well known, human exposure to the BSE agent via contaminated beef products was linked to the cause of a variant form of Creutzfeldt-Jakob disease (vCJD) in humans and subsequently the feeding of ruminants back to ruminants was banned. However, as discussed in a previous section, the cycle of re-feeding of animal parts in the bovine, porcine and poultry sectors has by no means been closed.

The adaptability of avian influenza viruses to new host populations is one of their most important features in the context of intensive animal meat production. By undergoing molecular changes via both antigenic shift and antigenic drift these viruses have strong potential for causing major pathogen outbreaks. Avian influenza viruses may be classified into two distinct groups based on pathogenicity, that is, the ability of the viruses to cause disease. Those viruses that lead to severe disease and high levels of mortality (for example up to 100% in flocks) are classified as Highly Pathogenic Avian Influenza (HPAI), and those that result in milder levels of disease can be classified as Low Pathogenicity Avian Influenza (LPAI). Evidence suggests that HPAI viruses are not naturally occurring in wild populations of birds, but are rather consequences of LPAI being introduced to domestic poultry and consequently mutating into the HPAI variant (Li et al., 1990; Rohm et al., 1995; Garcia et al., 1996; Perdue, et al., 1998.)

In many cases it appears as though LPAI pathogens are a forerunner to the emergence of the more deadly HPAI variant. This is especially important considering that LPAI have essentially become endemic in domestic poultry populations such as in the People's Republic of China and the Middle East. In just one example from Italy, following several hundred cases of LPAI, there was an outbreak of HPAI in 2000. This can be seen from numerous examples across geographically distinct areas. Examples of these outbreaks are given in a paper by Alexandre and Capua et al, 2004. There are different factors which may contribute to the spread of LPAI throughout domestic poultry stock, however, it would appear that newer animal production methods are significant in this regard. For example, a study conducted by Otte et al. 2007, reveals significant correlation between modern broiler facilities and potential HPAI infections.

Figure 8: Risk of infection (%) of flock types with HPAI, Thailand, 2004 (Otte et al. 2007)



From Figure 8, it can be seen that flocks of typically commercial poultry were nearly 4 times as likely to develop HPAI as opposed to the more traditional backyard poultry. It is likely that the reporting of potential infections is higher in larger commercial facilities, however it is unlikely to be the sole explanation for the difference in risk of infection.

The consolidation of animal meat production facilities has brought pig and poultry operations into close proximity. Pigs may yet prove to be an important factor in zoonotic transmissions in the future, as they can potentially be infected with both avian and human viruses (Kida et al., 1994; Schulz et al., 1991).

In summary, it would appear that avian Influenza viruses are becoming increasingly entrenched within domestic poultry populations, and in pig populations to a lesser degree. This is reflected in the fact that

there are increasingly frequent reports of AI outbreaks, and the threat of avian influenza pandemics is growing. The link between animal meat production trends and AI risk is difficult to ascertain and quantify due to a lack of targeted research, nonetheless it is clear that new measures and revised policies are put in place for prevention.

2.13 Biosecurity

With respect to the farming industry in general, the term “biosecurity” relates to preventing the introduction of a disease to a herd or flock, to limit/control the transmission of existing disease in a production area, and finally to contain any disease and prevent its spread to new areas of the production facility or to new facilities. One major issue of concern regarding biosecurity and industrialised meat production is the density of animals being confined in relatively small spaces. For example, poultry production facilities may have as many as 50,000 birds in broiler houses. This, of course, means heavy use of watering and feeding supplies, necessary systems to dispose of animal waste, and ventilation systems in order to control temperature and humidity. All these systems equate to mass movement of material in and out of the production facilities, and challenge biosecurity measures (Jones et al., 2005). This issue has been studied to some extent beforehand (Bull et al., 2006). The authors studied the transmission pathway of the bacteria *Campylobacter* between wild and domesticated birds. *Campylobacter* is a human and avian commensal, and like avian influenza virus, this bacteria’s natural reservoir is in wild populations of birds. In captivity, domestic poultry are readily infected via the external environment. Using a controlled environment free of *Campylobacter*, it was found that 7 out of 10 flocks of domesticated poultry became infected with the bacteria by the time of slaughter. More tellingly, 2 of the 10 flocks displayed infection with bacterial strains that were indistinguishable from strains isolated from puddles of water near the production facility. It has been shown that pathogens can exit from a facility also. In another study conducted on *Campylobacter* transmission from poultry production facilities, bacterial strains identical to the broiler poultry were found up to 30 meters downwind of the facility (Lee et al 2002). These two studies clearly demonstrate the ability of pathogens to thwart biosecurity measures.

A second issue of concern regarding biosecurity is in the production and accumulation of animal waste. The main route of disposal for animal waste is through land disposal. Certain bacteria and viruses have been shown to survive for long periods of time in poultry waste (Gerba et al. 2005). The presence of bird-feed in poultry waste attracts wild birds for scavenging, therefore making it possible for wild bird flocks to become infected from this exposure. Yet another potential route of transmission is in the use of poultry waste as “bedding” in aquaculture. This is practiced throughout the world, and the transport of poultry waste for this purpose may be an important source of contamination. It has been suggested that this is potentially a route for transmitting HPAI from Asia to Europe (Butler 2006).

From looking over data on the H5N1 HPAI, it can be seen that outbreaks were registered with the World Organization for Animal Health (OIE) in larger, and what would have been considered bio-secure, facilities. These outbreaks took place in a diverse range of countries, including Russia, Republic of Korea, the United Kingdom and Nigeria. As aforesaid, even taking into account the potential ascertainment bias of larger facilities for reporting outbreaks, the information demonstrates that biosecurity may not be sufficient to meet the challenge of potential HPAI, and that biosecurity needs to be re-assessed.

3. Industrial Hog and Chicken Production in the Philippines

3.1 Meat production in the Philippines

This section provides an overview of industrialized hog and chicken production systems in the Philippines and describes operational procedures used for existing livestock production with focus on Central Luzon and Southern Luzon. Four meat companies that have their main plants located in Central and Southern Luzon were contacted to participate in a survey that involved environmental values and were part of a larger study of fifteen food companies that are located in Metro Manila or areas within the vicinity of Laguna Lake.

The National Statistics Office (2005) recorded that hog farming accounted for the largest number of establishments among industries, which was recorded at 769 or 23.3 percent. Chicken broiler production (651 establishments representing 19.8% of the market) was second. Others include growing of crops such as palay, corn, coconut, and sugarcane for example. Establishments engaged in forestry activities were the least numerous (42 or 1.3%). As a developing country, meat production patterns in the Philippines show that hogs and chickens are the leading livestock produced (Costales *et al.*, 2003). The Philippines' Bureau of Agricultural Statistics (BAS) reported that by the third quarter of 2004, livestock production reached 519.8 thousand metric tons liveweight, distributed into hog (77.6%), cattle (11.7%), carabao (6.5%) goat (3.7%) and dairy (caracow's and cow's milk, 0.5%) sectors. For the same time period, poultry production reached 379.6 thousand metric tons liveweight comprised of chicken (73.3%), duck (3.2%), chicken eggs (19.9%) and duck eggs (3.6%). In 2007, hog and chicken still dominated with 1,886 and 1,212 metric tons, respectively, and goat meat was reported as the least produced (Table 1). Numbers of poultry dressed totaled 263,233,296 head, followed by 9,789,062 head of hogs. Following a similar pattern, only 146,041 head of goat were reported slaughtered in abattoirs as indicated in Table 2.

Table 1: Volume of production of livestock and poultry by animal type in 2007

Animal Type	Quantity (live weight metric tons)
Hog	1,886
Chicken	1,212
Chicken egg	335
Cattle	237
Carabao	137
Goat	77

Source: Bureau of Agricultural Statistics Database 1994-2007.

According to Costales *et al.* (2003), production was concentrated in Central Luzon and Southern Luzon. These two regions are densely populated areas adjacent to Metro Manila and also serve as the largest demand center.

Table 2: Livestock and poultry slaughtered/dressed in abattoirs in 2007

Animal Type	Quantity (head)
Chicken	263,233,296
Swine	9,789,062
Cattle	566,053
Carabao	245,177
Goat	146,041

The average Filipino family spends 43% on food with expenditures for dining, growing at an average rate of 15% to 20% per annum over the last 10 years (Catelo, 2006). The Family Income and Expenditure Survey (FIES) of the National Statistics Office (NSO) estimated household spending on food in 2006 as 59.1% and had decreased by 1.1% from 60.2% in 2003. The consumer price index for meat increased from 100 in 2000 to 135 in 2007 (BAS, 2007).

Table 3: Daily per capita consumption and supply of selected agricultural commodities in 2007

Commodity	Quantity (grams)
Pork	51.02
Chicken	21.53
Chicken egg	9.53
Beef	6.24
Carabeef	5.02

Source: Bureau of Agricultural Statistics Database 1994-2007.

Table 4: Annual farmgate prices of agricultural commodities in 2007

Commodity	Amount (Peso per kilogram)
Carabao for Breeding	65.35
Carabao for Fattening	56.66
Carabao for Slaughter	52.80
Carabao for Work	58.48
Cattle for Breeding	75.16
Cattle for Fattening	73.86
Cattle for Slaughter	66.16
Cattle for Work	88.95
Goat for Breeding	63.04
Goat for Slaughter	69.93
Hogs Upgraded for Breeding	148.70
Hogs Upgraded for Slaughter	71.28
Chicken Broiler, other breed (backyard)	80.63
Chicken Fighting Cock (backyard)	971.77
Chicken Layer (culls)	32.73
Chicken Native/Improved	97.32
Duck for meat (backyard)	67.10
Chicken egg, other breed (backyard)*	4.03

Source: Bureau of Agricultural Statistics Database 1994-2007.

* Chicken eggs, 21 pieces per kg.

The retail prices in the Philippines from 1978-2002 showed that beef was the most expensive meat, followed by pork and chicken according to the Market Development Division of Bureau of Animal Industry (2004) as cited in Chang (2004). As listed in Table 4, however, farm gate prices changed in 2007 with cattle for slaughter becoming cheaper (Php 66.1 per kg) than hogs (Php 71.28 per kg) and broiler chickens (Php80.63) (BAS, 2007).

3.2 Forces that drive increases in demand for meat and animal products

In general, new patterns of production and consumption resulted from increases in meat demand, cheap feed costs, improved transport, and changes in the technology and organization of animal production (Delgado *et al.*, 1999 as cited in Galloway *et al.*, 2007). In this section, seven precursors of increased demand for meat in the Philippines are identified, namely: (1) increasing human population; (2) changing attitudes towards meat; (3) changes in Filipino lifestyle; (4) changing patterns in consumption; (5) policies in agriculture and investment; (6) growing international trade; and (7) changing patterns in production.

1) Increasing human population

The increase in population in the Philippines has resulted in a proportional increase in demand for meat which, in turn, resulted in poultry and livestock intensification (Briones, n.d). According to the National Statistics Office (2008), Philippine population in 2000 was 76,504,077 and jumped to 88,574,614 by 2007, a considerable 13.6% increase after seven years. Using a high assumption, projected population for 2010 will reach 94,349,600 (NSO, 2006).

2) Changing attitudes towards meat

Sapp (1991; as cited in Lea and Worlsly, 2001) mentioned that beliefs influence attitude and attitudes influences behavior. Consumers' interest in health considerations, convenience and later on palatability and safety had created marketing programs that led to product differentiation and changes in production practices (Lau *et al.*, 2007). Consumers' demand for convenience, consistency and high quality-value-added products were the drivers that led to institutional changes supporting product differentiation by further processing and branding, i.e. deboned, cut-up parts or pre-cooked chicken meat (Martinez, 1999 as cited in Chang, 2005). Retailers have been responsive in providing these factors to consumers as well as efficiency of service in a clean environment (Palma 2005 as cited in Catelo, 2006).

3) Changes in Filipino Lifestyle

Meat consumption in the Philippines was influenced by a fast changing lifestyle and accrual of more income (Catelo, 2006). Meat consumption is associated with elevated societal class (Lewis, 19994) and the proportion of meat in diets serves as indicator of entry to the middle class (Rifkin, 1992). The need for convenient food supported the rise of supermarkets and convenience stores which have also benefited the large food manufacturers who entered into strategic partnerships with them (Catelo, 2006). He further added that the growing food retail industry has become a lucrative market for agriculture. According to Palma (2005), total market in the quick service or fast food segment in 2000 was over PhP 30 B.

4) Changing patterns in consumption

The entry of fast food into the Filipino market has resulted into expansion of businesses into more branches and had tremendous effects on the food industry as exemplified by leading players such as McDonald's, Wendy's, Kentucky Fried Chicken, Kenny Rogers and Pizza Hut (Catelo, 2006) taking a large part of the total foreign market share. However, the Filipino-owned Jollibee Food Corporation accounted for about 52 percent of the total fast food market (Omaña, 2005 as cited in Catelo, 2006). Palma (2005) as cited in Catelo (2006) related that many agricultural raw materials and ingredients needed to supply these fast food chains have to be imported such as beef, potatoes, cheese and other dairy products. Given that the Philippines does not have a comparative advantage in the production of beef (Chang, 2004), this increasing demand for beef-based fast food products in the Philippine market creates an unfavourable balance of trade.

5) Policies in agriculture and investment

Several Philippine policies in agriculture and investment have resulted in an increase in meat production. The policy of "balanced agro-industrialization" as promoted by the Medium Term Philippine

Development Plans of the Philippine government in the 1980-1990s contributed to increase in meat production (Costales *et al.*, 2003). Part of such policy provided incentives such as tax and duty exemptions for breeding stock and capital equipment for firms which locate or relocate outside Metro Manila and, thus, spread growth beyond Metro Manila (Costales *et al.*, 2003).

The Omnibus Investment Code of 1987 pushed for private Filipino and foreign investments in industry, agriculture and other sectors of the economy.⁶ In livestock production, this policy promoted exemption from all taxes and duties to companies which imported breeding stocks and genetic materials within ten years from the date of registration or commercial operation. It also gave tax credit equivalents to one hundred percent of the value of national internal revenue taxes and customs duties if the purchases of breeding stock and genetic materials were from domestic producers.

The Foreign Investment Act of 1991 is another policy which allowed foreign investments to intensify the value of farm products. Thru this, large-scale feed mills, broiler integrators, large-scale commercial hog and poultry firms had an advantage by having access to lower tariffs on minimum access volume (MAV) imports of corn (Costales *et al.*, 2003). Since feed cost make up 70% of the total of intensive poultry production system (Chang, 2005), the availability of feed that can be bought at cheaper rate due to MAV gave commercial poultries greater advantage over backyard smallholders.

6) Growing international trade

The Philippines' share in export of meat and meat preparations has been limited with only 6,728 tons in 2007 having a freight on-board value (F.O.B.) of about \$20 million. Please see Table 5 and 6 for details. Notably, majority of exports are feeds for animals instead of that for human consumption. However, import on same commodity totaled 215,554 tons which showed how dependent the Philippines is on other countries for its continuous supply of meat and meat preparations (Windhorst, 2006). Table 7 lists types of agricultural commodities and their corresponding quantities imported in 2007.

Table 5: Quantity and value of agricultural exports in 2007

Commodity	Quantity (kilograms)
Meat and Meat Preparations	6,727,941
Dairy Products and Bird's Eggs	36,614,978
Feeding Stuff for Animals (excluding Unmilled Cereals)	499,430,386
Fish and Fish Preparations	136,814,310

Source: Bureau of Agricultural Statistics Database 1994-2007.

Table 6: Quantity and value of agricultural exports (F.O.B. Values in USD) in 2007

Commodity	Quantity (kilograms)
Meat and Meat Preparations	19,720,827
Dairy Products and Bird Eggs	140,709,577
Feeding Stuff for Animals (excluding Unmilled Cereals)	49,631,745
Fish and Fish Preparations	468,786,593

Source: Bureau of Agricultural Statistics Database 1994-2007.

6 Philippine Laws, "Omnibus Investment Code," http://www.gov.ph/index.php?option=com_content&task=view&id=2000444&Itemid=2 (accessed 26 November 2008).

Table 7: Quantity of agricultural imports in 2007

Commodity	Quantity (kilograms)
Meat and Meat Preparations	215,553,711
Dairy Products and Bird's Eggs	286,894,293
Feeding Stuff for Animals (excluding Unmilled Cereals)	1,716,793,766
Fish and Fish Preparations	156,270,280

Source: Bureau of Agricultural Statistics Database 1994-2007.

7) Changing patterns in production

The pattern of growth in the broiler industry can be ascribed to the efficiency in feed conversion ratio (FCR) and lower production costs associated with intensive poultry production (Chang, 2005). Broiler chickens have FCR of 1.80 to 1.90 (Lacy and Vest, 1997).⁷ It is worth noting that feed costs comprise 70% of the total costs of intensive poultry production (Chang, 2005). The fast growth rate leads to a shorter growing period and when combined with the broilers' efficient FCR translates to significantly lower production costs. Tilman (2002) notes that increasing production of feed concentrates takes its own environmental toll through the use and loss of fertilizer and pesticides, use of scarce water resources, or conversion of ecologically valuable land. In the case of the Philippines, this has eventually led to native chicken breeds being replaced by modern broiler types which produce day-old chicks used for broiler raising (Chang, 2005). Another reason native chickens are replaced is that imported hybrid chickens produce around 300 eggs per hen per year, while native chickens produce only 40 (Chang, 2004).

There are seven vertically integrated companies dominating the Philippine broiler industry which are engaged in breeding and contract growing, processing and distribution of branded output (Costales *et al.*, 2003). These integrators include Swift Foods, San Miguel Foods, Pure Foods, Vitarich Corporation, Tysons Agro-Ventures, General Milling Corporation and Universal Robina Corporation (DA-AMAS, 2001) which are involved in both production and marketing of broiler chickens, importation of grandparent and parent stocks, and manufacture and sales of commercially mixed feeds. The integrators have organized into the Philippine Association of Broiler Integration and accounts for about 80% of the broiler supply in the country (DA and NDFC, 2002). These integrators are the primary sources of day-old chicks and operate under a commercial contract for more than 10,000 birds and smaller-size contracts of 6,000-10,000 birds (Costales *et al.*, 2003). Chang (2005) mentioned that in 2002, nearly all broiler production was supplied by integrators under contracts with growers. The average volume of imports for grandparent and parent stock broiler increased from 0.7 million birds in 1980-1985 to 1.8 million in 1996-2001 (Costales *et al.*, 2003).

In addition to increased vertical integrations, contract farming has also increased. As a pioneer in the broiler industry, the U.S. developed contract farming and vertical integrated production systems that still prevail in the Philippines today (Ollinger *et al.*, 2000; Martinez, 1999 as cited in Chang, 2005). Today, the dominant production management in broilers is through contract production with a minimum contract size of 10,000 birds. It is considered large-scale production if there are more than 10,000 birds. Martinez (2002, as cited by Chang, 2005) described contract farming wherein the processors provide the chicks, feed, management and veterinary services to growers while growers provide labour and chicken houses and are then paid per kilogram based on the live broilers produced.

⁷ FCR refers to the amount of feed required to produce a unit of meat (Dyck and Nelson, 2003 as cited in Chang, 2005).

3.3 Economics and negative externalities of hog production in the Philippines

From 1994-2007, the most popular meat in the Philippines was pork, which is consumed at 51.02g daily per capita (BAS, 2007). Pork production showed the highest livestock production growth in the Philippines from 1986-2000 (Costales *et al.*, 2003). Moreover, the BAS reported that by the third quarter of 2004, hogs accounted for 77.6% of the 519.8 thousand metric tons liveweight of livestock production. Central Luzon leads hog production with an annual average of 216.4 thousand metric tons from 1990-2001 (Costales *et al.*, 2003) which accounts for 15% of the national total (BAS, 2002).

The economic importance of hog farming in the Philippines is shown by the Philippine National Statistics Office (NSO, 2007) report that indicates that hog farming accounted for the highest number (769 or 23.3%) of the 3,295 establishments in the agriculture and forestry sector. Additionally, hog farming ranked second in terms of employee generation, providing 12,469 workers with employment, representing ten (10%) percent of the total number of agricultural workers nationwide (NSO, 2007). Total revenue earned during the year 2005 by all Philippine agriculture and forestry establishments, under which hog farming is classified, was estimated to be Php 51.2 billion (NSO, 2007). Not surprisingly, from 1986-2000, livestock was one of the strongest sources of growth and rural income for the Philippine economy (Costales *et al.*, 2003).

Traditional hog farming in the Philippines predominated over commercial hog production with independent hog producers still occurring in significant numbers whereas few feed mills were into contract production with smallholders under the farrow-to-weaning or piglet production operation (Costales *et al.*, 2003). Costales *et al.* (2003) further described the scale of hog raising wherein backyard scale has less than 20 heads, medium-scale has 100-1,000 heads and more than 1,000 heads for large-scale. Galloway *et al.* (2007) stressed that for countries importing finished meat products, the environmental effects are mostly hidden by the existing production and trade system. A study done by EMB-DENR (2005 as cited in Orejas and Reyes, 2008) clearly described these hidden environmental costs exemplified by the case of Marilao River and Meycauyan River which are both in Bulacan, Central Luzon, Philippines. Marilao River became polluted due to domestic sources and industries including piggeries, livestock and poultry and in Meycauyan River, the main industries responsible included livestock and poultry. Domestic sewage in the Philippines has contributed about 52 percent of the pollution load while industries account for the remaining 48 percent (NSCB n.d.).

Briones (n.d.) states that increasing pollution resulted from intensification of livestock and poultry production driven by the proportionate increase in the demand for meat from the increasing Philippine population. Similarly, the scaling up and concentration of production in hogs and broiler chickens in Central Luzon (where Bulacan is located) and Southern Luzon caused problems of animal waste disposal (Costales *et al.*, 2003). The issue on disposal of hog wastes is a concern mainly due to unavailability of market for hog manure. To dispose of this manure, Costales *et al.* (2003) reported that 56% of the hog farms invested in impounding structures such as lagoons, septic tanks or digesters. Alarmingly, however, in the same report, Costales *et al.* (2003) note that more than half of those who raise hogs by contract simply throw the manure into canals, rivers, open pits or just pile it on ground to decompose. This is a clear example of Tilman's (2002) warning that nutrient output from intensive animal production often exceeds the absorptive capacity of the surrounding area. Moreover, Tilman (2002) adds that increasing transport costs and distances mean that these nutrients are often not returned to the land in a productive manner.

1) Land conversion for livestock use

As opposed to big portions of forestlands being cleared for grazing in other parts of the world such as Brazil (Lewis, 1994), the Philippines' grazing area is small but over a 30 year period, the grazing area was reduced from 1,285 thousand ha in 1971 to 120 thousand ha in 2000 (FMB-DENR, 2000). Grassland area covers 1.5 M ha, part of which is leased by the government to qualified individuals or corporations for grazing purposes. Moog and Marbella (n.d.) included extensive grazing areas in the provinces of South Cotabato, North Cotabato and Bukidnon in Mindanao; in Cagayan and Isabela in Luzon and the island provinces of Mindoro Occidental and Masbate.

2) Replacement of native landraces

Prior to the intensification of meat production in the Philippines, native pig landraces were mostly raised in backyard farms and fed with crop residues. After the introduction of industrialized production operations, the native pigs were replaced with exotic breeds fed with commercial mix (Costales et al., 2003).

3) Pollutant loading

In relation to air quality, the concentration of particulate matter especially the fine particulate species of sulfates, whether acidic (e.g., sulfuric acid) or basic (e.g., ammonium sulfate) is the main concern (Kuprick et al., 2003). Almost ten years ago, ENRAP as cited in UNIDO (1999) pointed out that the major sources of pollution are food and beverage companies, in terms of particulate matter, sulphur dioxide, nitrous oxide, volatile organics, SS and BOD. Just recently, Santos (2008) reported that the Department of Environment and Natural Resources (DENR) shut down five companies for violating laws on clean air and water. Three of these (60%) were food companies.

The total industrial emissions in terms of PM10 (particulate matter) are 37,000 metric tons, 85% of which (31,000 metric tons) is from 750 industrial sources while thermal power stations, cement and oil refineries contribute only 5,600 metric tons (Rolfe, 2002). He added that these industrial sources, except thermal, cement and oil firms produce 34,000 metric tons of NOx and 89,000 SOx. Detrimental health effects of PM include visibility impairment, cardiovascular and respiratory ailments (Dixson-DeCleve, S. and Thi Tihn, H. 2005). World Health Organization Monitor Reports (2002 as cited in Dixson-DeCleve and Thi Tihn, 2005) for the Philippines showed that health-related air-pollution cost amounted to \$392 million.

4) Disease transmission

In terms of diseases that may spread from livestock to humans, the Department of Health (DOH) (2007), has reported no cases of bird flu in the Philippines. The greatest risk of spread of the avian influenza virus in the country rests on the entry of live poultry carrying the virus from countries with avian influenza. At the same time, the Department of Health and the Department of Agriculture are establishing a monitoring and surveillance system to prevent the spread of BSE in the Philippines. This is in line with the DOH's National Objectives for 2005 – 2010 wherein the public health, economic and social impact of emerging infections with the potential for outbreaks and high mortality should be reduced. Until now, BSE has not been documented in the Philippines.

Recently, however there was a global animal and health authorities' emergency mission to the Philippines to investigate a strain of deadly Ebola-Reston virus, discovered in dead pigs. Six of 28 swine samples which came from two commercial and two backyard farms in three provinces north of Manila tested positive for Ebola-Reston by the U.S. Department of Agriculture. According to the *Straits Times*, there were 6,000 pigs from Pandi, Bulacan and Talavera farms in December 2008 which tested positive for the Ebola-Reston virus and were also infected with a highly virulent strain of Porcine reproductive and respiratory syndrome (PRRS) virus (Businessworld, 2009).⁸ Ebola-Reston outbreaks in macaque monkeys occurred in the Philippines in 1989-1990, 1992, and 1996 but recently, the first cases of Ebola Reston occurred in pigs (Businessworld, 2009) and the virus had jumped to another species (Promed, 2009).⁹ Although considered a level 4 organism and non-pathogenic to humans, the virus is mildly fatal to monkeys. Six out of 141 people tested from the Philippines have tested positive for Ebola-Reston antibodies since the testing started in December 2008 and the latest reported was in 16 February 2009. According to the Department of Health, all six adult males who tested positive had occupational exposure to pigs and appear to be in good health but the threat is still unknown for other population groups (WHO, 2009).¹⁰

8 BusinessWorld Online, "State to test Fruit bats for ebola," Vol. XXII, No. 158-A, 14 March 2009, <http://www.bworldonline.com/BW031409/content.php?id=073> (accessed 4 May 2009).

9 Pro-med Online, "Detection of Ebola-Reston virus in pigs; FAO/OIE/WHO offer assistance to the Philippines," Archive Number 20081226.4075, December 26, 2008, http://www.gov.ph/index.php?option=com_content&task=view&id=2000444&Itemid=2 (accessed 3 May 2009).

10 World Health Organization, "Ebola reston in pigs and humans in the Philippines," http://www.who.int/csr/don/2009_02_03/en/index.html (accessed 3 May 2009).

3.4 Economics and negative externalities of chicken production in the Philippines

Chicken production has continually been an important economic activity for the Philippines. The BAS reported that by the third quarter of 2004, chicken accounted for 73.3% of the 379.6 thousand metric tons liveweight of poultry production while chicken eggs accounted for 19.9% (Chang, 2004). Chicken broiler producers numbered 651 (19.8%) out of the 3,295 establishments in agriculture and forestry sector (NSO, 2007). Chicken broiler production including the operation of chicken hatcheries and agricultural and animal husbandry service activities employed 6.9 percent and 5.6 percent of total employment of agricultural workers, respectively (NSO, 2007). From 1986-2000, poultry provided the Philippines with a strong source of economic growth and income (Costales *et al.*, 2003).

Central Luzon was the top producer of broilers with an annual average output of 259.1 thousand metric tons in 1996-2000 accounting to 28% of Philippines' broiler production (BAS, 2002). Native chickens take about 18-20 weeks to reach about 1.2-1.5 kg and the production of native chicken was prevalent only in regions outside Central Luzon, Southern Luzon and Metro Manila while feed-milling operations are within Metro Manila (Chang, 2004). Chang (2004) further added that native chickens were usually raised in backyard farms using free range practices and feeds used consists primarily of crop residues and grain spillage along with rice and corn and brokens which are rice that have been broken during milling and considered lower in quality (Costales *et al.*, 2003). There are few feed mills engaged in contract production with smallholders for grow-to-finish production operation (Costales *et al.*, 2003). The BAS classifies poultry production in the Philippines into commercial and backyard, with commercial having more than 100 birds (Chang, 2004).

From 1994-2007, the second most popular meat in the Philippines was chicken meat and is currently consumed at 21.53 g daily per capita or 7.86 kg per year (BAS, 2007). This is a decrease from the 8.04 kg of chicken per capita per year consumed in previous years (BAS, 2003b). This rate of chicken meat consumption is relatively low compared to Thailand and Malaysia where the annual per capita were 11.5 kg and 27 kg, respectively (DA and NAFC, 2002 as cited in Chang, 2004).

Within the Philippines, the integrators' operation takes place at the expense of the small independent broiler producers who are being driven out of the market (Costales *et al.*, 2003). On the global and regional setting, the broiler industry in the Philippines faces threats from cheaper imports as a result of higher production costs and less efficient marketing system (Chang, 2005). The "dumping" of chicken leg quarters in the world market created problems for fledgling broiler industries like the Philippines (DA and NAFC, 2002 as cited in Chang, 2005). "Dumping" is made possible because U.S. consumers prefer breasts and other white meat so dark meat is exported (Ollinger *et al.*, 2000 as cited in Chang, 2005). In the 1980s, the thrust to develop the Philippine monogastric livestock industry created tensions with the Philippine domestic corn sector because at that time Philippine trade policies in meat and feed grains were still evolving (Costales *et al.*, 2003).

Costales *et al.* (2003) noted that the disposal of chicken manure was either by selling to trader for Php 10-Php 22 per 50-kg bag, spreading manure in their own farm or in combination. Much more environmentally damaging, as reported by Costales *et al.* (2003), were other means of disposing poultry manure which include placing manure in closed pits, conveniently throwing wastes into the rivers or canals or simply leaving the waste in the ground to decompose.

4. Ethics of Animal Production

4.1 Introduction

Non-human animals are used in many ways by people. Do non-human animals have a right to live without pain caused by people? Do they have a right to live free? If non-human animals have rights, then humans, one particular species of animal, have corresponding duties towards them. While we would all agree that we have some duties towards non-human animals, there is disagreement about just how many and what kinds of duties we have. We are confronted with these issues every day when we eat meat, play with our pets, or use products that were made from, or tested on, animals.

The agricultural policies of all states includes animal production and consumption. Hence this report begins with the presupposition that it is inevitable that animals play an important role in giving energy and nutrition to humans. Though there may be some argument that animals need not be killed for human sake, the theme of this report is not to argue for vegetarianism, which is a lifestyle choice some make. The main issues that are connected with meat production can be discussed philosophically under the following headings.

4.2 Animals as food

Almost everywhere, animals are killed for human consumption. Humans in many environments have to depend on other living beings for survival and killing animals has become part of human life. Some people choose not to eat animals. A vegetarian is a person who does not eat animals. A vegan is one who does not eat any animals or animal products (milk, eggs, etc.) or use animal products (e.g. leather).

There are proven health advantages to eat less meat to lower the level of saturated fat, especially in middle-aged persons living in countries where people over-consume food. Some choose not to eat animals for moral or religious reasons.

Eating more plants as compared to animals also has environmental advantages as food and energy is wasted in the transfer from plants to animals. When comparisons are made between species and production system, there are significant differences in the percentage of energy transfer from plant to animal protein (refer to Figure 2, p. 6). In traditional systems where solar energy is converted to grass and then to livestock, the principal environmental concern is the extra land required. However, in industrialized animal production systems the analysis presented in previous chapters has illustrated how the source of energy for the additional fertilizer required to grow crops like maize is oil. Fertilizer is still used extensively for the sun-grass system, but this report focuses on the additional energy required in the industrial style system.

Except for South Asia, most people today say it is natural for us to eat some meat or fish. However, the quantity of animals consumed rises with economic prosperity. Even if we do eat animals we should minimize the harm we cause. Many people will continue to eat animals, and practical ethics must improve the ethical treatment of all animals.

4.3 Equality of life

All humans are members of *Homo sapiens*, one of the millions of species currently living on Earth. There is a long history of coexistence of different species together on earth, in a variety of ecological systems. When it comes to moral issues, fundamentally we should ask whether humans are a special form of life. Are humans different from other living creatures? By comparing humans with other species, we may be able to understand both the differences and similarities between living organisms.

The common human-centered ethics has been questioned by many philosophers like Hans Jonas, Leopold, Gandhi, Peter Singer and a host of others. It has been pointed out by these thinkers that humans should “respect” others’ life, whether it is animal or plant. In this approach, they are trying to

derive a “holistic approach.” This means to include non-human life otherwise the “non-person” should also be treated on par with human beings. We cannot neglect the life of other beings. Therefore there are ethical issues associated with the implications of human caused climate change that affect the survival and quality of life experienced by animals.¹¹

The first key issue here is whether we are treating other beings as equal. The word “equality” can be interpreted and understood in different ways. One way of understanding it is to treat others as equal to oneself. But here the question arises as to how people should treat non-human animals compared to with humans. Other living beings do live on this earth like human beings, however few insist that policies should treat them equally.

One of the important reasons for this distinction between human and non-human animals is that certain groups of human animals think that the entire world exists for their purpose. Though this “anthropocentric” approach¹² is subscribed to by many thinkers from the ancient past to the present, it is equally maintained by many scholars that humans have the responsibility towards nature and to other living beings on earth. Hence there is a shift in ethics, i.e., from theoretical to the practical or applied. The word applied has become the focus of attention of our contemporary thinkers.

It is accepted that humans possess unique moral wills, and most want to exercise choice and their autonomy. People have been conducting psychological experiments and observing animal behaviour in attempts to answer whether animals also have some capacity for free moral judgment. Based on animal research, it has been discovered that some animals are clearly self-aware such as higher apes, and some whales and dolphins. Chimpanzees have been taught to communicate in human languages, for example sign language or computer symbols. Some mothers also taught their babies how to “talk” to humans. This has given us a new way of looking at other species. Behaviour is determined by genes, environment, and moral choices.

In 1993, a book called “The Great Ape Project” (<http://www.greatapeproject.org/>) was published calling for equal rights for chimpanzees, gorillas, and orangutans with human beings (who are also a higher primate species). It is claimed that these four species of higher primates form a more natural group to confer ethical duties on, rather than humans as the only species having rights. There is general agreement that even if the sentience-based arguments are not accepted, due to conservation of endangered great ape species, the consumption of these animals as food should not be allowed. The ethical arguments do illustrate that the circle of who we identify to be a significant moral agent that should not be killed, is expanding beyond human beings, to great apes, to sea mammals, and other species. We can expect this expansion to be continued if we learn more of the sentience of other animal species.

4.4 Is there any ethical justification for killing?

Are we justified in killing other living beings? How far do moral arguments justify the above claims? One significant difference between some animals and plants is the capacity to feel pain as we know it. Beyond the motivations behind what we are doing, another important criteria we use in judging the use of animals is avoiding the infliction of pain. Beings which feel pain are called sentient beings. In practice one important criteria we may use in judging the use of animals is how much pain is caused.

Pain is more than simple sensation of the environment. While plants do send ionic potential signals in response to harm, similar in some ways to action potentials in animal nerves, the difference is in the processing of those signals to become the perception of pain. Some distinguish pain from “suffering,” but they are both departures from the ideal of avoiding harm. Suffering can be defined as prolonged pain of a certain intensity, and it is claimed that no individual can suffer who is incapable of experiencing pain. The capacity for suffering and/or enjoyment has been described as a prerequisite for having any moral interests.

11 This report does not address these issues, which may be a topic for a future report from WG13.

12 Please refer to EETAP WG2 report on “Ethical Worldviews of Nature.”

Judging pain is subjective, and there are parallels in the way non-human animals and human ones respond. Many of the neurotransmitters are similar between higher non-human and human animals. It is possible that animals do have a different quality of “pain,” as the frontal region of the cerebral cortex of humans is thought to be involved in feelings of anxiety, apprehension, suffering and other components of pain. This region is much smaller in animals, and if surgically treated in humans it can make them indifferent to pain. There are differences seen in the types of pain receptors; some respond to mechanical stimuli, some to noxious or irritant chemicals, and some to severe cold or heat.

Let us consider some of the other factors that people use when discussing the ethical treatment of animals. We can think of ethical factors within an organism itself (intrinsic factors), and others that are external to it (external factors). A summary of some factors for judging animal use is in the table below.

Intrinsic Ethical Factors	Extrinsic Ethical Factors
<ul style="list-style-type: none"> - Pain - Self-awareness - Conscious of others - Ability to plan for the future - Value of being alive 	<ul style="list-style-type: none"> - Human necessity/desire - Human sensitivity to animal suffering - Brutality in humans - Effect on other animals - Religious status of animals - What is natural

We can see there is value in something being alive when we observe the way most people protect life. Various qualities in animals increase their ethical status, including the capacity to feel pain, self-awareness, being conscious of others, and an ability to plan for the future. Extrinsic factors that are important include human sensitivity to suffering, or the effects of upsetting other animals. Being cruel to animals may also lead to brutality towards people. There is debate over what is the natural way to treat animals, as it changes between cultures.

4.5 Luxury or necessity?

Many extrinsic factors are important in deciding whether it is ethical to use animals or not. Destruction of nature and life by humans is caused by two human motives - necessity (needs) and desire (wants). It is more ethically acceptable to cause harm if there is some necessity for survival than if there is simply desire for more pleasure.

If we are going to harm life, a departure from the ideal of doing no harm, or love of life, it should be for a very good reason. Such a reason might be survival, and we can see this as natural - all organisms consume and compete with others. Plants compete with each other for space to grow, animals eat plants or other animals, bacteria and fungi also compete for resources and space - sometimes killing other organisms, at other times competing without killing, and also cooperating in mutual symbiosis. This distinction is required ever more as human desire continues to destroy the environment of the planet, including many endangered animal species, and even whole ecosystems.

Certain religions give special status to some animals, for example, the Hindu religion gives cows a high status so that few Hindu persons will kill cows for food. This also means that, in India, animals are not used in school experiments. There is a trend in all countries for less use of animals in schools for teaching, and experimentation.

It is said that, for the Eskimos, the killing of animals for the sake of food is necessary. This means for the survival of one’s own existence, it is accepted. But is it so for other human beings too? Is this the case where intensive agricultural production is the main source of local food production? There is no proof that consumption of animal flesh is necessary for good health or longevity of human beings provided that proper plant nutrition is gained. Actually lower metabolic intake is associated with longer life in animal studies.

4.6 Ethical issues arising from intensive meat production

Intensive meat production raises further ethical issues, including those related to animal living conditions. Most animals in these systems are made to lead miserable lives so that their muscle and fat can be made available to humans at the lowest possible cost. Modern forms of intensive farming apply science and technology with the attitude that animals are objects for us to use. In systems which choose low cost over life, society tolerates methods of meat production that confine sentient animals in cramped, and arguably often very unsuitable conditions for the entire duration of their lives.

The discussion of recent scientific analyses in the previous chapters of this report demonstrates that from an energy conversion perspective, meat eating is not an efficient way of producing food. Animal production in industrialized societies is based on consumption of animals that have been fattened on grains and other foods that we could have eaten directly. Animals are treated like machines that convert fodder into flesh, but when we feed these grains to animals, only about 10% of the nutritional value remains as meat for human consumption. So, with the exception of animals raised entirely on grazing land unsuitable for crops, animals are eaten neither for health, nor to increase our food supply. Although any innovation that results in a higher “conversion ratio” is liable to be adopted, it is ironic that the actual energy conversion ratio chosen by use of animals is inefficient compared to vegetable production.

Alternatives to intensive methods can be developed. Some consumers demand to know that the meat they are eating was not produced by industrialized or intensive farming methods. Several countries have introduced climate change food labels, to indicate the carbon equivalents required for the food package to be present in the supermarket. Those labels also include the consequences of transport costs to bring the food to the market shelf, which will be higher for food travelling by air cargo or long distance.

There are also policies that have developed due to ethical perspective. For example, in Switzerland, hens are not kept in cages. For the sake of cheaper prices, there are other things done to animals besides keeping them in cages for industrial style farming. One such procedure is castration. Another is the early separation of mother and young, the breaking up of herds, inhumane transportation methods and finally the moments of slaughter - all of these can involve suffering.

The ethical issue here is whether the animal biomass could be produced without suffering and because the killing does not take place painlessly – most of the killing does not take place under conditions that even approximate an ideal.

Though the above ethical issues are important, one can also raise some counter questions such as the fact that in ecosystems animals eat each other. Should human beings behave as carnivores, omnivores, or herbivores?

It is argued by Peter Singer, that throughout the world, most animals have been seen as beings of no ethical significance or at best, of very minor significance. Aristotle thought animals exist for the sake of more rational humans, to provide them with food and clothing. Thinkers like Descartes argued that animals do not suffer. Kant thought only rational beings can be an end in themselves and that animals are mere means. But history shows some exceptions too. For example, Montaigne challenged human arrogance and Hume said that we owed “gentle usage.” The strongest dissent to the dominant view came from the British utilitarian thinkers like Bentham, Mill, and Sidgwick, each of whom insisted that the suffering of animals matters in itself. Bentham argued about the rights of animals. Over the past thirty years there has been much rethinking about these philosophical concepts and philosophers from a variety of ethical traditions have rejected the traditional view of the status of animals.

Philosophers have tried to bridge the ethical gap between animal life and human life. Some have rejected the assumption of the priority of human interests as “speciesism.” By using the term, they make an analogy between our attitude toward other species and the earlier, now discredited, attitude of racism toward members of other races. As a result of this, we have to alter radically our practices regarding animals, including our practice of routinely raising them for food.

4.7 The replaceability argument

The replaceability argument is related to utilitarian theory. The basic principle of utilitarianism is called the “principle of utility.” This principle has several formulations in Bentham and Mill as well as in utilitarianism after them. The principle can be stated as follows: “The morally best alternative is that which produces the greatest or greater net utility, where utility is defined in terms of happiness or pleasure.” We ought to do that which produces the greatest amount of happiness for the greatest number of people.

One version of utilitarianism is the “total” view which justifies meat-eating. The 19th century British philosopher Leslie Stephen said “Of all the arguments for vegetarianism none is so weak as the argument from humanity. The pig has a stronger interest than anyone in the demand for bacon. If all the world were Jewish, there would be no pigs at all.”

Stephen views animals as if they were replaceable, and with this those who accept the total view must agree. The total version of utilitarianism regards sentient beings as valuable only in so far as they make possible the existence of intrinsically valuable experiences like pleasure. The argument here is that although meat eaters are responsible for the death of the animal they are also responsible for the creation of more animals, since if no one ate meat there would be no more animals bred for fattening. The loss meat eaters inflict on one animal is thus balanced, on the total view by the benefit they confer on the next. This is “replaceability argument.”

Two points emerge from the replaceability argument:

Even if it is valid when the animals in question have a pleasant life it would not justify eating the flesh of animals reared in modern factory farms, where the animals are so crowded together and restricted in their movements that their lives seem to be more of a burden than a benefit to them.

If it is good to create happy life, then presumably it is good for there to be as many happy beings on our planet as it can possibly hold. Supporters of meat eating had better hope that they can find a reason why it is better for there to be happy people rather than just the maximum possible number of happy beings, because otherwise the argument might imply that we should eliminate almost all human beings in order to make way for much larger numbers of smaller happy animals.

The above two points actually weaken the replaceability argument. For example, Henry Salt in his book, *Animals’ Rights* shows how the argument rests on a simple philosophical error. He says that the argument attempts to compare existence with non-existence. A person who is already in existence may feel that he would rather have lived than not, but he must first have the terra firma of existence to argue from. Peter Singer who accepted the position of Salt now rejects it.

Derek Parfit describes another situation which amounts to an even stronger case of the replaceability view. He asks us to imagine that two women are each planning to have a child. The first woman is already three months pregnant when her doctor gives her good and bad news. The bad news is that the fetus she is carrying has a defect that will significantly diminish the future child’s quality of life. The good news is that the defect can be rectified by taking some tablets. The second woman who sees the doctor before her pregnancy, when she is about to stop using contraception also receives bad and good news. The bad news is that she has a medical condition that if she conceives a child within the next three months, that child will have a significant defect which is not treatable. The good news is that the woman’s condition is a temporary one, and if she waits three months before becoming pregnant, her child will not have the defect. The above two arguments point out that the ethical dilemma and the replaceability argument is not right always.

The above arguments clearly show that there is an exploitation of animals by humans. We assign low moral value to animals. What Singer says in the following passage is very significant here: “... a vast social practice in which the most powerful group exploits the less powerful and builds ideological justifications for what it does. From this perspective there were familiar, analogous situations, foremost among them in the enslavement of Africans by Europeans.” Thus non-human animals are on this view another aggrieved group being subjected to unjustifiable discrimination by a privileged group, i.e., humans with the power to indulge their urge to discriminate.

According to some philosophers, *sentience* is the key to the ethical status of animals. Some philosophers look to the utilitarian Bentham, who wrote that to know the ethical status of animals, we need not ask if they can speak, but only whether or not they can suffer. Besides feeling pleasure and pain, many animals also experience types of emotions such as fear and anger. Unlike the philosopher Descartes, we do not think that all animals are machines devoid of an inner sense or consciousness. Because of their sentience, we have laws that protect animals from cruelty. What counts as cruelty, however will be disputed. Whether caging certain animals, for example is cruel is a matter upon which many philosophers will disagree.

Many people disagree about the reasons why we ought not to be cruel to animals. Some believe a major reason is the effects on those who are cruel. If one is cruel to a sentient animal, then will he or she become more likely to be cruel to people as well? It is one thing to say that the suffering of a non-human animal, just as the suffering of us humans, is a bad thing in itself. It is another to say that we or the non-human animals have a right not to be caused to suffer or feel pain. To know what to say about the question of animal rights, we need to think about what a right is or what it means to have a right. A right is generally defined as a strong and legitimate claim that can be made by a claimant against someone.

In his important paper, "All Animals are Equal," Singer argues in favour of moral expansionism. He examines the reductionist attitude of human beings towards nature and other beings. By criticizing human speciesism, he says: "*The suffering we inflict on the animals while they are alive is perhaps an ever clearer indication of our speciesism than the fact that we are prepared to kill them.*" Thus criticizing anthropocentric ethics, he shows the moral right of the other living beings on earth. By developing "ethical sentientism," Singer supports an inclusive expansive ethical theory, which takes into account animals also.

At the other end of the spectrum is the position that non-human animals have no rights or moral standing and thus can be used. In the middle is the belief that animals have some moral status and thus limits and restrictions should be placed on conducting research with these creatures. But here it should be noted that those who support animal rights sometimes agree that the uses of animals in experimentation can be ethically supported if they "serve important and worthwhile purposes." They may be justified if they do so, help us develop significant medical advances, if the information cannot be obtained in any other way, and if the experiments are conducted with as little harm for the animals as possible. The use of animals for food, entertainment, clothing and the other purposes will probably need to be considered each on its own terms. In this context it must also be noted that it is the duty of the human society to take care of endangered species. According to the World Wildlife Fund (WWF), "*without firing a shot, we may kill one-fifth of all species of life on this planet in the next twenty years.*" We do this primarily by destroying their habitats. The Global 2000 Report asserts that within a few decades we will lose up to 20 percent of the species that now exist if nothing is done to change the current trend.

4.8 Ethical issues arising from the interactions of selected meat companies in the Philippines that use intensive production

This section examines in detail the Philippine case study described in section 3 above. Meat as food is inexorably linked with culture, health and environment. Agriculture falls in between different value areas of "environment" in connection with plants, animals, ecosystems and landscapes; "production" which is linked with farms, food chains, and distribution and; "consumption" values which are attached to lifestyles, health, food security and food safety (Korthals, 2001). The four companies in the Philippines described in this report have interweaving functions and roles in relation to the existing production, distribution and consumption of meat in the Philippine socio-economic, political, environmental and ethical context.

The following section identifies some ethical issues which arise from such interactions. Of course, there is no "one size fits all" approach to dealing with the ethical issues involved in intensive hog and poultry production in even just the case studies described in this report, but as mentioned by Bhardwaj et al. (2003) "specific opportunities" can be identified to tackle some of the ethical issues.

1) Non-transparency

During their study on meat production in the Philippines, Costales *et al.* (2003) encountered problems such as secrecy and unwillingness of producers to be interviewed. The integrators of the producers from Central Luzon did not allow producers to share information as well. Throughout the Philippines, the situation is the same: in Southern Luzon, contract production farms were unwilling to participate in interviews upon the order of the management.

The four meat companies presented in this paper which are a subset of fifteen food companies within the vicinity of Laguna Lake invited to participate in determining the integration of environmental education and levels of responsible environmental behaviour of their employees also exhibited similar response (Manzanero, 2008).¹³

Common to all fifteen food companies was the unwillingness to participate in the study on determining integration of EE and identifying their employees' responsible environmental behaviour. Only one of fifteen companies shared their existing policies and programs related to the environment. The exception was a multi-national company that had published its strong corporate social responsibility (CSR) position through the internet (Manzanero, 2008).

Their unwillingness to disclose information is a clear indication of non-transparency. Transparency according to Oliver (2004) demands "*active disclosure*" including communicating essential information in a timely and convenient fashion and providing fast, inexpensive means of getting feedback to the stakeholders such as employees, customers, constituents, shareholders, community leaders which tell the organization what it is doing well and what it needs to work on. In the case of these four meat companies, it was difficult to find out if there is specific environmental Education training being conducted or other environment-related topics that can enhance responsible environmental behaviour as well as develop environmental ethics. With this current situation, environmental transparency plays a critical role in accessing pertinent information that can fill in this existing gap in the business environment, particularly in highly polluting food companies.

Strauss and Bradshaw (2003) described that in the word "*trust*", transparency, ethics, and the support of social values are incorporated. This non-disclosure of information by these four meat companies is an issue of trust. Just like the experience of Costales *et al.* (2003), the case of these four meat companies reiterated the existing behaviour of not engaging in proactive communication, of being non-transparent and thus, cannot be trusted in the way they operate as regards the environment.

It would be an ideal that companies were transparent to the shareholders and that all the shareholders received simultaneously the same information (Cory, 2004). In this experience with the four meat companies, we need transparency to access pertinent information or else it will be difficult to safeguard the interests of the environment. These food companies can be made accountable in the way they operate through environmental stewardship and social responsibility. Through corporate governance there can be alignment of the interests of individuals, corporations and society and focusing on the importance of the relationships that companies have with stakeholders (Andriof et al. 2002).

2) Lack of integration of environment in company values and lack of concern for the environment

Three of the four companies shared their company values, except for Company B. Please see Table 8 for details. Of those that shared, it was clear that valuing or protecting the environment was not included. All of them did not explicitly state that their goals include an intention to value and protect the environment as they conduct their "business as usual" activities. How then can the employees of these

13 Formal letters of invitation to participate in that study were sent and endorsed by the thesis adviser from the University of the Philippines College of Education. Distributed together with the invitation was a sample survey questionnaire and interview questions, part of which included items on the company's existing values, norms, environmental programs and policies. Data gathering took place from August 2007 to August 2008. Follow up was done through email, telephone calls and meetings with employees working in these food companies when given the chance. Copies of the invitation and sample survey questionnaires were furnished by this author (L.M.) to other e-mail addresses as additional evidence that the invitations had been sent to the main recipients.

companies imbibe a culture of high-level responsible environmental behaviour as described by Sia, Hungerford and Tomera (1985/86) if the companies they work with do not promote such environmental values? This becomes an ethical issue since Curry (2006) mentioned that people will not treat properly whoever or whatever they do not care about.

Moreover, how then can environmental concerns be effectively communicated and integrated in the decision-making on the food companies' operations if these are not upheld in their company values? Lastly, how then can the transition of highly polluting meat companies be facilitated to make them stewards of the environment given the lack of transparency existing among them?

3) Sustainable development

The components of sustainable development include environmental stewardship, economic prosperity and social responsibility (Andriof et al., 2002). Using these indicators, Company A is focused on achieving economic prosperity as indicated by aiming to be globally recognized through having more branches in other countries. However, it has been lagging on environmental stewardship and social responsibility by intentionally dumping untreated wastewater in Laguna Lake of one of its branches which belong to LLDA's top worst polluter in 2007 while four of its branches belong to LLDA's horror list.¹⁴

Company B is the only one with existing corporate social responsibility even though it does not have market-based instruments implemented in the Philippines. As the world's largest chicken restaurant chain, it practiced integrated poultry management. Although it has no processing plant in the Philippines, its three multi-national suppliers have been accused of multiple complaints regarding the welfare of chicken being raised and processed. In one of its processing plants in Asia, it processed some 32.6 million birds, 41.547 metric tons (MT) of processing products and 13.453 MT of further processed products and 5,395 MT of de-boned meat in 2006. With this quantity, it is surely geared towards economic prosperity, and successful if judged from that standpoint. One of its fast food branches in the Philippines was found to exceed wastewater standards and in an entire year of operation, LLDA found out that it exceeded the effluent standards five times.¹⁵ Violating environmental laws five times is a clear indication of disregard for the existing environmental laws in the country and clearly reflects lack of environmental ethics.

Company C had been awarded as the outstanding meat processor for five consecutive years from 1999 to 2003. It was awarded as the best meat processing plant for three consecutive years (1999, 2000 & 2001) by the Agriculture Department through the National Meat Inspection Commission and recognized as most improved supplier 2005. This company implements Good Manufacturing Practices (GMP) and Standard Sanitation Operating Procedures (SSOP) and had three of its products Hazard Analysis and Critical Control Point (HACCP) certified. Although it has no known violation, majority of its supply of raw pork came from Bulacan (a province of the Philippines) wherein its Marilao and Meycauyan Rivers were reported by EMB-DENR as highly polluted (EMB, 2005 as cited in Orejas and Reyes, 2008).

Among the four companies, Company D is the only one that operates and processes both pork and chicken. Aside from that, it produces feeds from protein-rich by-products of brewing beer and has operations related to dairy, feeds and livestock. This company began in the 1970s its integrated poultry operations and eventually started commercial feed business. It managed feed and livestock in 1991 and through vertical integration provided value-added business by the direct selling of fresh meat to franchise meat shops and supplying its branded products in supermarkets, groceries and other retailers. In its long history of existence in the Philippines, it has established itself in terms of economic prosperity and has strong social responsibility. However, more information is needed regarding its environmental stewardship since it does not disclose information of its various livestock and poultry operations and integration activities being run in the entire country. There may be internal reports circulated within the company regarding their operations but the difficulty in accessing pertinent information encountered by Costales *et al.* (2003) is still apparent today (Manzanero, 2008). For these four meat companies, while economic and legal responsibilities are required, moral responsibility is expected.

14 Yap, D.J. "Top fast food chains among worst Laguna de Bay polluters," August 17, 2007. <http://www.inquirer.net> (accessed 12 August 2008).

15 GMA News, "Food establishments ordered closed for wastewater violations," May 5, 2006. <http://www.gmanews.tv/story/7304/Food-establishments-ordered-closed-for-wastewater-violations> (accessed 26 November 2008).

4) Stewardship

Worrell and Appleby (2000) define stewardship as “the responsible use of natural resources in a way that takes full and balanced account of the interest of society, future generations and other species, as well as private needs, and accepts significant answerability to society.” Using this definition, how accountable are the four meat companies in the communities in which they operate and to the consumers they cater to? Take for example Company A and Company B which operate many branches in quick service and serve thousands of chicken everyday. Both had records of violations by directly contributing to increasing pollutant loading of Laguna Lake. In terms of animal welfare issues, Company B still continues to get its supply of chicken from three multi-national suppliers which have not been responsive to the issues they are facing. There is no study yet that has been conducted on how much solid wastes are being generated by both of these companies from all of the operating branches in the Philippines and on mitigation measures. There is also lack of data available on the health implications of their products to their loyal consumers and so far, no adequate information has been disseminated on nutritional information and labeling. The burden of being informed had been passed on to the unwary consumers.

Unlike the previous two companies, Company C and Company D have complied with the required nutritional labeling for their branded products distributed to the consumers through retailers such as groceries, supermarkets, wet and dry markets, franchise dealers and others. However, little is known on how these distributed meat products have been farmed since both companies are very secretive about their suppliers, contractors and integrators. For all four meat companies, the implications of the filing of GMO labeling law in the Philippines are yet to be determined.

Figure 9: Overview of various agencies involved in livestock and meat processing in the Philippines

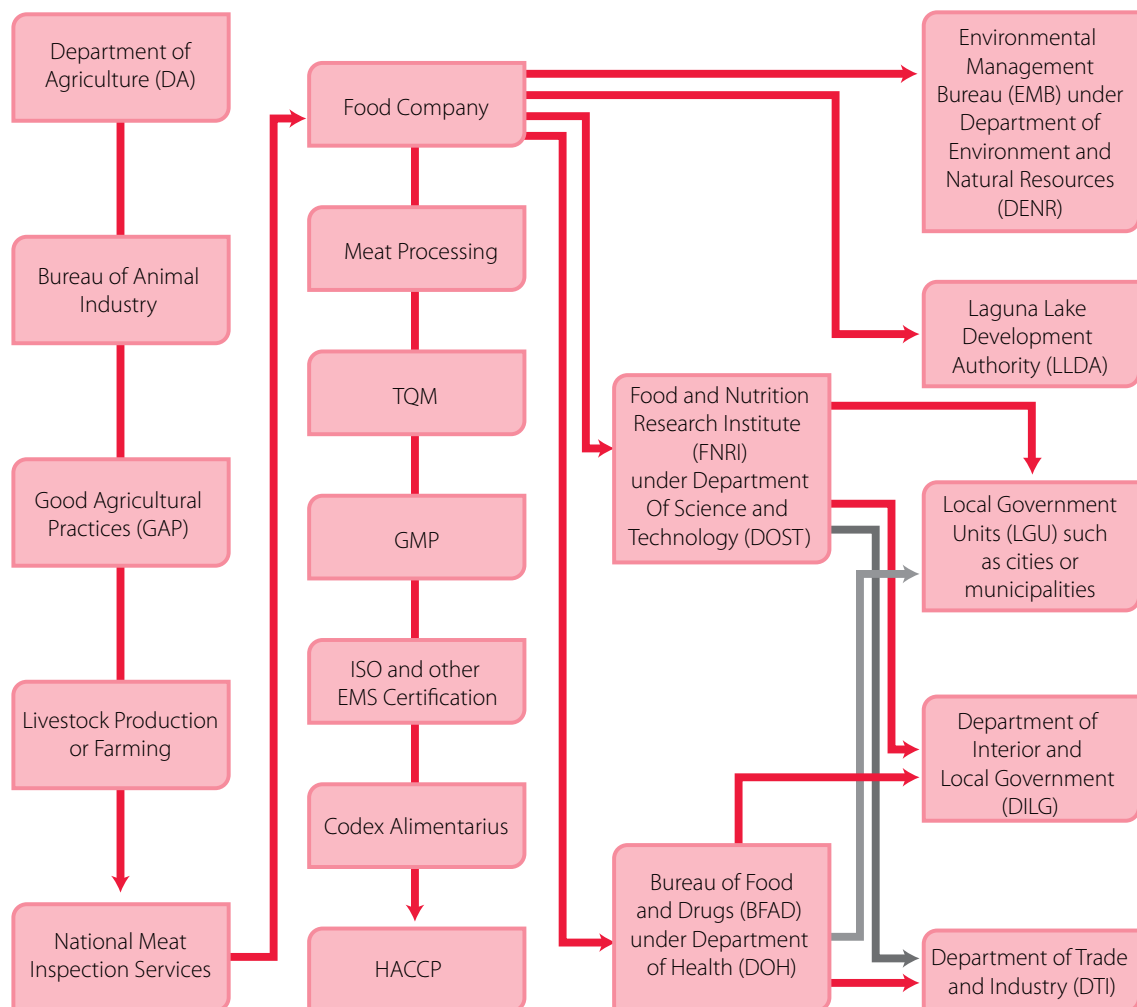


Table 8: Meat company values, environmental transparency and their operations

Company	Food Company Characteristics				Production Operations	
	Description	Values/Norms, Policies/Programs related to the environment	Transparency	Compliance with Regulations and Application of Market-Based Instruments	Description	Effects on the Environment
A	<ul style="list-style-type: none"> Member of Philippines' top 500 corporations Commissaries located in Pasig, Cebu, and Laguna Operates more than a thousand stores worldwide and in the Philippines 	<ul style="list-style-type: none"> Customer focus Excellence Respect for the individual Teamwork Spirit of family and fun Humility to listen and learn Honesty and integrity Frugality 	<ul style="list-style-type: none"> Not willing to disclose company information on policies/programs 	<ul style="list-style-type: none"> 1 branch belongs to top 26 worst polluters of Laguna de Bay in 2006 4 of its branches belong to LLDA's horror list of polluting companies Pasig commissary awarded an ISO 9002 in 1998 	<ul style="list-style-type: none"> Supply chain made up of commissaries and distribution centres all over the country Has 16 commissaries and has Corporate Supply Chain Unit in Laguna 	<ul style="list-style-type: none"> Contributed to increasing pollutant loadings in Laguna Lake
B	<ul style="list-style-type: none"> Operates more than ten thousand restaurants worldwide 	<ul style="list-style-type: none"> No available information 	<ul style="list-style-type: none"> Not willing to share information on Values/ Norms and Policies/ Programs 	<ul style="list-style-type: none"> 1 branch listed in LLDA horror list in 2006 1 plant ordered to close down No known Market-Based Instrument implemented but has CSR (Corporate Social Responsibility) 	<ul style="list-style-type: none"> It practiced integrated poultry operations with three multi-national suppliers but operates no processing plant in the Philippines One plant processed more than 32 million chicken 	<ul style="list-style-type: none"> 1 branch in Libis found to exceed wastewater standards in terms of the BOD, COD, pH level and oil and grease content of its effluents During 1 year of operation, LLDA found out that it exceeded the effluent standards five times

Company	Food Company Characteristics				Production Operations	
	Description	Values/Norms, Policies/Programs related to the environment	Transparency	Compliance with Regulations and Application of Market-Based Instruments	Description	Effects on the Environment
C	<ul style="list-style-type: none"> Manufactures processed meat products such as corned beef, hotdog, meat loaf, hamburger patties, ham, meat toppings and canned meat processing Has their own branded line of products sold in groceries and supermarkets 	<ul style="list-style-type: none"> Pursuit of quality Customer focus Pursuit of ideals of total quality management principles of food safety Employee development, Teamwork, cooperation and mutual trust and respect 	<ul style="list-style-type: none"> Not willing to disclose company information on policies/ programs 	<ul style="list-style-type: none"> No known violation Outstanding meat processor for five consecutive years Awarded best meat processing plant for three consecutive years by the Agriculture Department through the National Meat Inspection Commission Three of its products are HACCP certified 	<ul style="list-style-type: none"> Supplier of popular food chains 	
D	<ul style="list-style-type: none"> A merging of two institutions in the food and beverage industry Markets chicken, pork and beef and manufactures refrigerated, canned and ready-to-cook meat products, butter, cheese, margarine, oils and fats, as well as animal and aquatic feeds Also involved in food service 	<ul style="list-style-type: none"> Integrity Customer and market focus Teamwork and respect for the individual Strong competitive spirit Passion for excellence 	<ul style="list-style-type: none"> Not willing to disclose information on policies/ programs 	<ul style="list-style-type: none"> No known violation ISO 9000 certified Cavite facility awarded the best meat processing plant Abattoir is a national winner in slaughter-house category Marketed Halal 	<ul style="list-style-type: none"> Produce feeds and has operations related to dairy, feeds and livestock Integrated poultry operations and had the first chicken processing plant in Muntinlupa Managed feeds and livestock Through vertical integration, it provided value-added business by direct selling of fresh meat to franchise meat shops Poultry business via fully integrated operations then later on started commercial feed business 	

4.9 Various agencies involved in meat production and processing in the Philippines

The Department of Agriculture (DA) oversees swine and poultry farming in the Philippines. Under this agency, the Bureau of Animal Industry (BAI) monitors safety and quality of fresh primary and secondary agricultural products. The implementation of good agricultural practices is also encouraged by this agency, as shown in Figure 9. Before fresh meats are released in the market or brought to the manufacturing company for processing, these are inspected by the National Meat Inspection Services (NMIS). The NMIS is also responsible for inspecting slaughterhouses, operations of meat establishments and ensuring meat hygiene.

The Philippines implements Codex Alimentarius standards in agreement with the other WTO member countries (Angeles, 2006). Processed food exporters also practice HACCP, TQM, ISO and GMP. Other Philippine National Standards (PNS) are also followed such as those implemented by the Bureau of Food and Drug (BFAD) which includes but not limited to granting permit for operation of food establishments. Food and Nutrition Research Institute (FNRI) of the Department of Science and Technology (DOST) also provides innovative food products and sometimes ties up with small business holders for starting up a business. In relation to the environmental compliance of manufacturing companies, regulations of the Department of Environment and Natural Resources (DENR) and Laguna Lake Development Authority (LLDA) are implemented. Other agencies are involved when the food companies need permits pertaining to trade or retailing or distributing products to the consumers such as the Department of Trade and Industry (DTI) and Department of Interior and Local Government (DILG) and permits to operate the business granted by the Local Government Unit (LGU).

5. Discussion and Policy Options

5.1 Progressive policy options need to be considered

Rising per capita income and urbanization can be predicted to result in rapid increases in the demand for meat and animal-based products in Asia. It is unlikely that vegetarianism becomes more popular than it is, especially as a number of current “vegetarians” in developing countries eat little meat because of economic reasons rather than moral conviction. As the price of meat becomes lower in relation to income, people eat more meat.

Intensification of meat production requires large inputs of fossil energy and results in numerous negative externalities that have far-reaching effects on air, soil, and water quality and global climate change. In some countries the total energy input far exceeds food energy yield. Intensive meat production poses significant risks to public health, and increases the risk of infectious disease pandemics.

Although it may be considered to have succeeded economically, largely because the full costs of production and consumption have never been accounted for (McMichael and Bambrick, 2005), more open and clear discussion is required in regard to the manner by which these systems have been operating until now. Analysis and discussion should include better accounting of the energy requirements and the negative externalities incurred, as well as where opportunities may exist for attempts at cost internalization, even though this may be challenging (Buttel, 2003). Learning from the experiences of the U.S. and elsewhere, developing Asian economies may want to carefully examine the ramifications of using the environment as a sink for pollution for increasing the scale of their meat production operations and it may be prudent for these countries to consider their policies in regard to future investment in and promotion of such systems.

Importantly, the rapid increase in meat consumption in developing countries will occur mostly in the economically advantaged populations and not in the nutritionally deprived populations even though it is the latter population that would benefit from a modest increase in meat intake. At the same time, it is the former population that will become the new over-consumers of cheaply-produced meat, putting them at risk for the chronic diseases now endemic in the developed countries (McMichael and Bambrick, 2005).

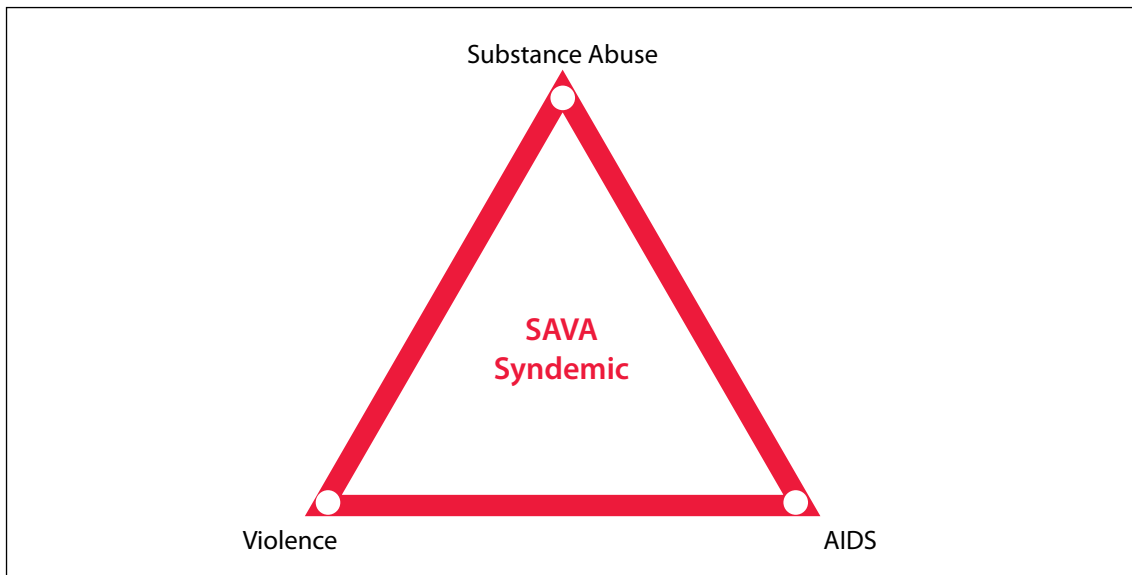
Many groups are calling for urgency in addressing meat production and consumption globally and there is widespread agreement that meat production is a major concealed cause of far-reaching and serious environmental, public health and socio-economic problems (Akhtar et al., 2009; Cole et al., 2000; Gossard and York, 2003; Horrigan et al., 2002; McMichael and Bambrick, 2005; Koneswaran and Nierenberg, 2008; Walker et al. 2005). Steinfeld et al. (2006) refers to the livestock production sector as “one of the top two or three most significant contributors to the most serious environmental problems, at every scale from local to global” and goes further to say that “[the livestock sector] should be a major policy focus when dealing with problems of land degradation, climate change and air pollution, water shortage, water pollution and loss of biodiversity.”

Effective public policies are essential to ensure that livestock contribute to broad development goals and minimise damage to social equity, the environment and public health. Policy decision-making whether at the national, regional or international level should be cognizant of existing customary laws, territories, traditions, customs and institutions of local communities and indigenous peoples.

Both existing international policies and new ones that influence intensive livestock production should be considered. More thorough data would allow comparisons of different animals and production systems from multi-variant analysis of their impact. Such data would allow comparisons of protein sources to be made.

One way in which to view the potential health implications of animal meat production is to consider the “syndemic” approach. The phrase “syndemic” was invented by Singer et al. (1994) to describe two or more linked health problems that through their interaction, contribute to excess burden of disease. To illustrate this, in the first described case of a syndemic, Singer elaborated on the “SAVA” syndemic linking together substance abuse, AIDS and violence in the United States.

Figure 10: The SAVA syndemic (adapted from Singer, 1996)



Rather than being viewed as simply concurrent health and social problems, Singer proposed that these issues were inextricably linked and intertwined with one another. By recognising the linked nature of many health problems, one can approach the issue through syndemic prevention. By assuming this stance, a preventative orientation to syndemic health problems focuses on establishing connections between health problems, takes those connections into consideration in health-policy design, and aligns with other avenues of social change to assure the conditions necessary to achieve health for all (Rock et al, 2009)

The case for syndemic reasoning has been well established with the intertwined health afflictions of tuberculosis and HIV in humans. However there is a wider field to investigate with regard animal-human interaction and tuberculosis, specifically in relation to bovine tuberculosis, or *Mycobacterium bovis*. Despite the name, *M. bovis* has the ability to infect humans, as well as most warm-blooded animals. Further to this, *M. bovis* can be spread by humans to animals also (Fritsche et al., 2004). Since one of the main factors for *M. bovis* infection in humans is close proximity to animals, this warrants attention for the physical and social environment which animals and humans share, particularly with regard to high density confinement of animals in meat production facilities and their human workers. The physical environment of high intensity meat production and its potential as an evolutionary accelerator for zoonotic disease has been discussed already in this paper, however the social impact of said environments from a syndemic point of view is far greater. To just touch on the exponential social scenario of *M. bovis*, it has been established that there is usually a cycle of transmission, animal-to-human, human-to-human and human-to-animal (Grange et al, 2004). Although the disease is primarily associated with areas in developing regions, high levels of infection can also be seen in areas of developed countries (Dankner et al., 1993). *M. bovis* infection in cattle can lead to lower levels of production as regards food, which in turn has social implications, economic and otherwise, for livelihoods associated with the industry. The knock-on effect of nutrition can then lead to reduced life-expectancies for people infected with *M. tuberculosis*, *M. bovis* and HIV & AIDS. To add to the issue, many laboratories do not possess the required skills/equipment to distinguish between different types of Tb, and this contributes greatly to misinterpretations of true prevalence levels of each type of *Mycobacterium* infection. Therefore responses to prevention and treatment of infection may be misinformed and misdirected.

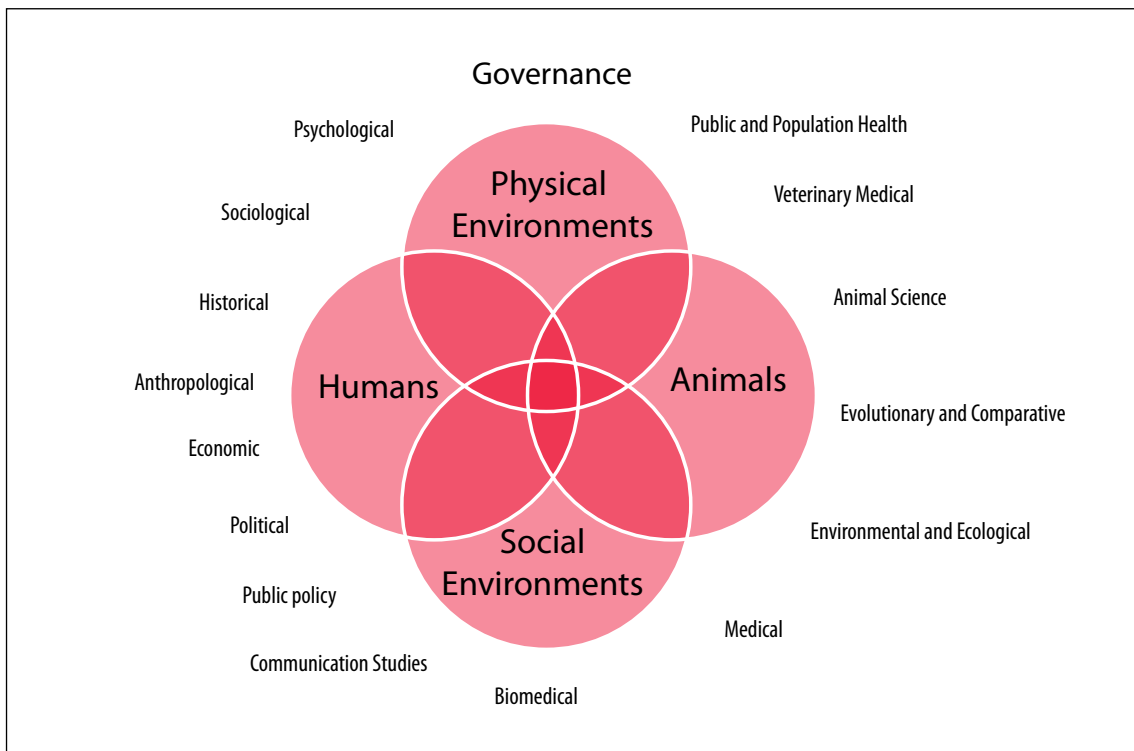
The syndemic model in itself poses many difficult challenges to public health. One of the main problems in enacting a syndemic preventative approach is in the currently used methods of disease mapping. Presently there is a tendency to identify and isolate disease “hotspots” and then treat them singularly, thereby prevention becomes focused on specific events without consideration for further relationships. One off-shoot of this current method is that co-operation and partnerships are made difficult through isolation. A good model for the preventative syndemic approach should include evaluating and

responding to both causal factors and occurrence. It can certainly be speculated that intensive animal meat production is a potential causal factor in health-related problems, and it is the neglect of causal factors that weakens any significant response to disease outbreaks. By moving toward a multi-level system, including causal factors right through to treatment and care, we establish far greater coherence in our understanding, treatment and prevention of zoonotic disease.

As can be seen from Figure 11, there are many perspectives that can inform and direct efforts towards greater public health safety with regard to animal-human interaction (Rock, M. 2009).

With the on-going intensification of animal meat production facilities, there is an equally growing need for the convergence of our strategies on animal-human interactions and responses, a need that can be fulfilled by engaging preventative syndemic measures.

Figure 11: Perspectives to inform syndemic prevention (Rock et al. 2009)



5.2 Limitations of ISO certification, EMS, and GMP

The public's demand that corporations deal with environmental quality, health and safety and social justice in a systematic, integrated and strategic way is usually met by implementation of Corporate Social Responsibility (CSR) (Kuhre, 1998). Environmental Management Series (EMS) is a business management practice that companies can implement in pursuit of CSR. It is a planning and implementation system which focuses on the company's production processes and general management system and can be adapted by a company to manage the way it interacts with the natural environment (Cheremisinof and Bendavid-Val, 2001). Examples of global EMS are the British Standards Institutions BS 7750 which served as the point of departure for developing ISO 14001 and the European Union's EMAS (Eco-Management and Auditing Scheme) which permits ISO 14001 to serve as its core EMS component (Cheremisinof and Bendavid-Val, 2001).

The International Organization for Standardization (ISO) is a federation of national standards bodies representing about 130 countries (ISO, 2009). It promotes international standardization which facilitates international exchange of goods and services and promotes international cooperation in the sphere of intellectual, scientific, technological, and economic activities. ISO standards are technical agreements

which provide the framework for compatible technology worldwide.¹⁶ For example, the ISO 9000 series is for developing and encouraging international standards for quality management systems while ISO 14001 is for EMS that entails commitment to comply with all applicable environmental regulations, to improve environmental performance even beyond what is required by law, and find creative ways of reducing pollution at source and commitment to continual improvement on standards in the EMS (Marcus and Willig, 1998).

Although international policy application is not mandatory, the companies A, C and D in the Philippines case study are already implementing ISO and HACCP. EMS brings forth programs that can be implemented by the company in the corporate level such as P2 (pollution prevention) and CP (cleaner productions) and can minimize the direct impact to the environment of the companies' operations. Adapting ISO as an international policy however, does not guarantee effective implementation at all branches at the company level as was shown by a branch of Company A being labeled in the LLDA top polluter while four of its branches included in the horror list of polluting companies. Company was awarded its ISO certification in its commissary in 1992 but its other branches still committed environmental violation. For Company D, there is no record in terms of pollution violations and it is successful in implementing ISO 9000.

For the livestock sector, widespread adoption of ISO means that suppliers can develop and offer products and services meeting specifications that have wide international acceptance. For the consumers, the worldwide compatibility of technology guarantees safety, quality and reliability. For the government standards from ISO provide the technological and scientific bases underpinning health, safety and environmental legislation. "Conformity assessment" means checking that products, materials, services, systems, processes or people measure up to the specifications of a relevant standard or specification. Their use contributes to the consistency of conformity assessment worldwide and so facilitates trade.

Good Manufacturing Processes (GMP) established by U.S. F.D.A. includes the fundamental principles, procedures and means needed to design a suitable environment for the production of acceptable quality which minimize or eliminate instances of contamination, mix-ups, and errors (GMP Institute, 2008). Manufacturers, processors, and packagers of drugs, medical devices, some food, and blood are to take proactive steps to ensure that their products are safe, pure, and effective. The U.S. F.D.A., under the Federal Food, Drugs and Cosmetic Act, had identified definitions and standards for food, adulterated food, misbranded food, dietary supplement, labeling exemptions, disclosure emergency permit control, regulations making exemptions tolerances for poisonous ingredients in food, oleomargarine or margarine tolerances and exemptions for pesticide chemical residues, food additives, bottled drinking water standards, vitamins and minerals requirements for infant formulas, new dietary ingredients, maintenance and inspection of records, registration of food facilities, and sanitary transportation practices. Strict requirements of U.S. and other countries require that products entering them implement GMP.

GMP as an in-house practice is the most common program implemented by the four meat companies mentioned in this study. Unlike ISO, this does not serve as a licensing or certification authority, rather a soft method to guide companies. This practice may sometimes be useful within the confines of the company building but necessarily not outside or even in the nearby vicinity as was found to be the case of Company A who had branch that exhibited "not in my backyard syndrome" that resulted in increased pollutant loadings into Laguna Lake. Similarly, Company A, exhibited the NIMBY behavior by exceeding effluent standards five times in during one year of operation.

16 International Organization for Standardization (2009), "International Standards for Business, Government and Society," http://www.iso.org/iso/iso_catalogue/catalogue_ics/catalogue_detail_ics.htm?ics1=67&ics2=120 (accessed 3 May 2009).

5.3 The need for wider implementation of Codex Alimentarius and HACCP on food safety

FAO and WHO established the Codex Alimentarius Commission¹⁷ in 1963 and it has produced 250 commodity standards and more than 40 hygienic and technological codes of practice as reference points in determining food standards. There is a special status given to Codex standards, guidelines and recommendations by the Sanitary and Phytosanitary measures (SPS) agreement and the agreement on Technical Barriers to Trade (TBT) in response to strict requirements on sanitation and hygiene and stiff competition in the foreign market. Through harmonization, the Codex Alimentarius aims to protect the health of consumers and ensuring fair practices in the food trade and had produced the Code of Ethics for International Trade in Food (FAO, 2006.).¹⁸ The code of ethics is available for implementation into policy.

In the Philippines, the National Meat Inspection Commission Services is the agency responsible for the SPS or Sanitary and Phytosanitary measures related to meat hygiene and safety of meat products which functions as inspector of meat and meat products, accreditation of slaughterhouses and meat processing facilities.¹⁹ Codex Alimentarius is also implemented to ensure standards of quality and safety of primary and secondary processed agricultural and fishery products, aquaculture and livestock (Lustre, 2004). The Philippine Chamber of Food Manufactures sponsors and organizes programs for smaller member firms to improve their operations.²⁰

Wider implementation could be expected if there were periodic checks on producers, and stricter enforcement of all guidelines.

5.4 Shift from a reactive stance of World Organization for Animal Health (OIE) Guidelines to a pro-active stance

OIE is made up of 167 member countries and is an intergovernmental organization created to guarantee the transparency of animal disease status worldwide. It has become the international reference for animal welfare in the trade of animals and products and the control of eradication of animal diseases.²¹ OIE guidelines are used as bases for bilateral agreements between OIE member countries as well as for the development of national and regional assurance programs (OIE, 2006). The codes of welfare or standards which aim to ensure that the needs of terrestrial (especially intensive pig and poultry) and aquatic animals are met by setting minimum requirements for treatment of animals throughout the production process. This was agreed upon during the 76th General Session in May 2008 of the OIE.²² These codes of welfare and standards are available for implementation into policy.

In terms of animal welfare, as an example, in the Philippines case study (section 3), Company B had records of its suppliers maltreating chickens and later devised policy guidelines for their suppliers on the humane treatment of animals. There is no further study yet on the animal welfare of Company A and C. Company D is involved in breeding, hatching, processing and marketing of chickens as well as hog breeding, hog and cattle fattening, processing and marketing of basic and value-added meat products. Costales *et al.* (2003) had mentioned about the difficulty of obtaining first hand information among the

17 <http://www.codexalimentarius.net>

18 Codex Alimentarius Commission, "Current Official Standards," http://www.codexalimentarius.net/web/standard_list.jsp (accessed 3 May 2009).

19 Lustre, Alicia (2004). Management of SPS Measures in the Philippines. http://74.125.153.132/search?q=cache:r12vghh8d4J:siteresources.worldbank.org/INTRANETTRADE/Resources/Topics/Standards/standards_training_challenges_philippines.pdf+codex+alimentarius+in+philippines&cd=8&hl=en&ct=clnk&gl=my (accessed 6 August 2008).

20 Philippine Chamber of Food Manufacturers, Inc. (2009). http://foodchamber.org/fc_programs.html (accessed 11 June 2009).

21 World Organization for Animal Health (OIE, 2006), Terrestrial Animal Health Code-2006, part 3, section 3.7. www.oie.int/eng/normes/mcode/en_titre_3.7.htm (accessed 3 May 2009).

22 World Organization for Animal Health (OIE), Terrestrial Animal Health Code 2008, Volume 1, http://www.oie.int/eng/normes/MCode/a_summry.htm (accessed 3 May 2009).

workers in the poultry and hog farms. Experiences in attempts to obtain information from workers in the meat processing plant were similar. With this current situation, environmental transparency plays a critical role in accessing pertinent information that can fill in the existing gap in environmental education integration and environmental ethics application in the business as a usual way of operations of these four meat companies. Although OIE has established criteria on animal welfare that play a vital role in the control of animal diseases for example, such a reactive stance may be outdated. Shifting strategies by becoming pro-active in addressing animal welfare and disease may need to be considered.

5.5 Financial investment instruments in agricultural development interfere with sustainable livestock production operations

The financial emphasis of global production influences food production systems (Bello, 1998).²³ In the Philippines, the Omnibus Investment Code of 1987 granted exemption from all taxes and duties in addition to the fact that tax credit equivalents were given to Filipino and foreign-owned companies that imported breeding stocks. The Foreign Investment Act's promotion of lower tariffs on minimum access volume (MAV) imports of corn was favoured by large-scale feed mills, broiler integrators, large-scale commercial hog and poultry firms (Costales et al., 2003). These subsidies and regulations implemented by the government contributed to the intensification of livestock production and favored companies and not the farmers or consumers.

The development of smallholder agriculture is often paralyzed by their dependency on one product, on buyer monopoly, on a single source of input and credit, and on a market that is dominated by a few countries and corporations (Gura, 2008). In a study carried out by the NGO Focus on the Global South pertaining to livestock smallholders in Thailand, those who were urged to leave behind their traditional methods and engage in industrial farming ended up earning less than their minimum wage (Gura, 2008).

Entry of corporate livestock farming into the developing countries caused displacement of traditional smallholders, irreparable socio-economic, genetic and environmental damage and threat to food security (Gura, 2008). However, the contents and impact of contract farming in regard to sharing of market risks were difficult to assess because contract farmers are obliged to keep the contents secret (Costales et al. 2003; Gura, 2008). Each country could assess the situation through research and evaluation.

5.6 The need to promote and support sustainable livestock production

Intensive livestock production is not sustainable. Challenges faced by intensive livestock production include waste production, gas emission, higher demand for feed as well as increasing the need for cultivation, and the pressure for genetically uniform stock which results in a reduction in biodiversity. Its social, cultural and economic impacts still need to be examined. Environmental costs related to livestock production may be mitigated by aligning farming systems with the land's ability to absorb nutrient surpluses, practicing sustainable rotational farming, and by using improvements in technology to enhance the digestibility of key nutrients (CIWF, 2002).²⁴

Developing policies related to livestock production should provide opportunity for meaningful participation of various stakeholders. Human and institutional arrangements that could facilitate the process as well as the dynamics of engagements such as a systems of care model as put forth by Lejano (2008) wherein a web of relationships are nurtured and are more effective than bureaucratic-

23 Bello, W. (1998), "The GATT Agricultural Accord and Food Security: The Philippines Case," <http://focusweb.org/publicatons/1998//publications/1998/The%20GATT%20Agricultural%20Accord%20and%20Food%20Security.htm> (accessed 3 May 2007).

24 Compassion in World Farming, 2002. "Impact of Livestock Farming," http://www.ciwf.org.uk/includes/documents/cm_docs/2008/1/impact_of_livestock_farming.pdf (accessed 4 May 2009).

organizational models may be considered. There are 640 million smallholders and 190 million pastoralists raising livestock (Steinfeld et al., 2006). The role of these smallholder systems as basic units of social organization with unique cultural identity has to be considered when national and international policies are implemented. The small-scale family farms hold the key to more productivity, environmental sustainability, and more employment (Gura, 2008). Access to quality breeding services of farmers should be guaranteed as well as appropriate breeding policies. Any changes to husbandry practices need to consider local communities' knowledge, experience and beliefs, as well as the demands of the international food supply chain (Ryan, 2006).

A shift in perspective supporting reduction in meat production and consumption in high consuming countries coupled with more environmentally sustainable and humane livestock systems worldwide has also been discussed (CIWF, 2002). This can be considered in each country.

5.7 The need for greater transparency and accountability

Transparency, ethics and the support of social values are expected from companies. Non-disclosure of information by these four meat companies as shown in this report is an issue of trust. Just like the experience of Costales *et al.* (2003), the case of these four meat companies reiterated the existing behaviour of not engaging in proactive communication, of being non-transparent and thus, cannot be trusted in the way they operate as regards the environment.

These food companies can be made accountable in the way they operate through environmental stewardship and social responsibility. Through corporate governance there can be alignment of the interests of individuals, corporations and society and focusing on the importance of the relationships that companies have with stakeholders (Andriof, Waddock, Husted and Rahman, 2002). As mentioned above, access to data allows for more informed policy making, at all levels, from consumers to producers.

5.8 Livestock production is vital in poverty alleviation and promoting nutritional adequacy

Livestock production is currently practiced for income generation by many farmers world-wide, and for profit-making by many large scale industries and their share-holders. The ethical foundation of farming is rather to serve as means to reduce poverty, hunger and malnutrition as well as social and economic inequalities. Livestock production can benefit poor rural communities by enhancing food security, providing employment, and reducing the risk of social instability.

Current policies such as those implemented by financial institutions are biased to large-scale companies operating in livestock production. A re-orientation of policies recognizing customary laws, traditional knowledge, customs and practices of local communities and indigenous peoples who participate in livestock production should be considered. This may encourage community farming, and return to the closer relationships of farming with the environment and biotic community in which humans are one member.

5.9 Encourage participation of institutions in promoting food safety and environmental protection

Many policies and programs have already been in place in relation to food safety. However, concrete policies that promote environmental protection, mechanisms to evaluate impacts of intensive livestock production and existing mitigations need further discussion. The environmental damage caused by intensive livestock production has hardly been assessed in economic terms. Importing countries should be expected to compensate producer countries for the ecological footprint of the products.

Involvement of multiple stakeholders to augment the research process and outputs has to be considered while taking into consideration the unique characteristics of the communities directly or indirectly affected by livestock intensification. The need for transparency among private and public partnerships should be a pre-requisite. Engagements of as many stakeholders should be supported to include small livestock holders, consumer groups, academe and other members of the civil society such as environmental NGOs.

5.10 The need for more research in livestock farming, meat production and processing technologies, and animal welfare

Animal welfare is linked to human health and prosperity. An animal in a poor state of welfare may suffer from discomfort, distress, or pain, which may compromise its ability to grow, survive, and produce or reproduce. The health and well-being of animals can have a direct impact on growth, reproduction, or meat quality, and is therefore important to producers, food retailers, customers, and others in the supply chain. When not properly handled, down-grading of carcasses and lower quality cuts result. Bruised meat (and the carcass) has a higher pH value and may be considered unfit for human consumption. Bruised chicken meat is more prone to microbial contamination. Animals stressed prior to slaughter tend to have depleted glycogen stores in their muscles—leading to muscle that has a higher pH value and is likely to be dark-cutting, objectionably dark in color, and prone to microbial spoilage.

Better management of and care for livestock can improve productivity and food quality, thereby helping to address nutritional deficiencies and food shortages as well as ensuring food safety. Breeding objectives should be assessed not only by production characteristics, but also by rates of injury, disease, and mortality in both breeding stock and offspring. In broiler chickens, genetic selection and manipulation for fast growth has led to unacceptably high rates of leg disorders, acute and chronic pain, abnormal gait, respiratory infections, acute death syndrome, and other welfare issues. The “Five Freedoms” of the World Organization for Animal Health (OIE) serve as ideal guides in intensive livestock farming.²⁵ It was in 1998 that the Philippine government enacted the Animal Welfare Act to protect and promote animal welfare and provided guidelines on when it is considered unlawful to kill any animal other than cattle, pigs, goats, sheep, poultry, rabbits, carabaos, horses, deer and crocodiles.²⁶

5.11 The need to manage immediate risks and impacts related to animal health

Human health risks associated with livestock production and consumption may lead to disease transmitted from livestock to humans, environmental pollution, food-borne disease, risks and diet-related chronic disease (Catelo, 2006). Fear of the spread of avian influenza led to the slaughter of millions of poultry in Hong Kong while the recent swine flu affecting 40 countries²⁷ caused stockpiling of flu medications. The state government in Idaho recommends that each state have enough of a stockpile of medications to treat about 25 percent of the population.²⁸ Asian nations agreed to increase their stockpiles of medicines against swine flu and urged WHO to ensure equitable access in case of a pandemic.²⁹ The influenza A (H1N1) virus is a new virus according to the WHO and spreads fast among

25 Freedom from hunger and thirst ; discomfort; pain, injury or disease; fear and distress; and freedom to express natural behavior.

26 Republic Act 8485 or the Animal Welfare Act of 1998 (1997), http://www.internationalwildlifelaw.org/phil_animal_act.html (accessed 6 August 2008).

27 Allen, Paddy, 2009, “Swine flu: the affected Nations,” May 12, 2009, <http://www.guardian.co.uk/world/interactive/2009/apr/28/swine-flu-outbreak-mexico-pandemic> (accessed 12 May 2009).

28 KTVB-TV, 2009, “Idaho stockpiling medicine to combat swine flu outbreak,” May 1, 2009, <http://www.msnbc.msn.com/id/30526805> (accessed 4 May 2009).

29 Agence-Frence Presse, 2009, “Asian nations to boost flu drug stockpiles,” MSN News, May 8, 2009, <http://news.sg.msn.com/regional/article.aspx?cp-documentid=3290856> (accessed 9 May 2009).

young people aged 10-45 years old.³⁰ WHO also added that transfer of the virus from animals such as pigs and chickens to humans is not yet observed.

In the Philippines, strict measures were implemented by the Department of Agriculture to prevent entry of swine flu by putting imports of pork products under strict surveillance.³¹ The first case occurred on 21 May 2009 with a 10-year old girl³² and as of 11 June 2009, there are already 92 cases.³³

The intensification of livestock production is exacerbating the risks of new emerging diseases, food borne diseases and zoonoses partly because the main industrial breeds of cattle, pig and poultry have been reduced to a narrow window of genetic diversity (Gura, 2008). The Global Early Warning System for Major Animal Diseases, including Zoonoses (GLEWS) is a collaborative effort of WHO, FAO and OIE.³⁴ Its activities include disease tracking, information sharing, data verification, disease analysis and response. Although its activities play a role in preventing global pandemics, these activities are not pro-active. Engagements involving representatives from various stakeholders may need to be carried out with focus on alternative solutions in addressing the health risks posed to humans by intensive livestock production and which addresses issues at their source, e.g. research that focuses on native breeds with higher immunity, exploration of sustainable livestock practices by small livestock holders, and the use of organic farming coupled with OIE's standards on animal welfare.

5.12 Case Study of Policies in the Philippines

This analysis of the policies in the Philippines does not make a statement about the relative situation of the issue in relation to other countries, but illustrates the issues presented in the case study contributed in this report. There are lessons on the way that different policies may actually be implemented, and on how they could be developed in this and other countries. Under the Clean Air Act of 1999, the concept "polluters must pay" became part of environmental policy. Stationary sources are required to pay fees determined based on the type of pollutant, the mass emission rate at the source, and the type of airshed (attainment or non-attainment) into which the emissions occur (Krupnick *et al.*, 2003). Some of the Philippine laws related to water use are PD 1067 ("The Philippine Water Code of 1976) and Republic Act No. 9275 ("The Philippine Clean Water Act of 2004"). These laws simplify processes and procedures in the prevention, control and abatement of pollution of the country's water resources and promotes environmental strategies, use of appropriate economic instruments and of control mechanisms for the protection of water resources. It also specifies wastewater charge system, discharge permits, financial liability for environmental rehabilitation, clean-up operations, programmatic environmental impact assessment, environmental impact assessment system programmatic compliance with water quality standards. The EMB-DENR now requires ECC (environmental compliance certificate) for fast-food stores, restaurants and other quick-service establishments regardless of the volume of wastewater generated in their operations.³⁵

Government agencies regulating pollution – Laguna Lake Development Authority (LLDA)

The Environmental Management Bureau of the Department of Environment and Natural Resources of the Philippines is the authorized agent on stationary emissions sources that regulate permits, review

30 World Health Organization, "What is the new Influenza A (H1N1)?" http://www.who.int/csr/disease/swineflu/frequently_asked_questions/about_disease/en/index.html (accessed 11 June 2009).

31 Philippine Star, "RP on alert to possible swine flu spread," <http://www.philstar.com/Article.aspx?articleid=461451>, (accessed 24 May 2009).

32 De paz, Mary Athena, 2009, "Philippines confirms first case of swine flu," Associated Press May 21, 2009, http://www.bostonherald.com/news/international/asia_pacific/view/2009_05_21_Philippines_confirms_first_case_of_swine_flu/srvc=home&position=recent (accessed 23 May 2009).

33 Meruena, Mark, "RP's A (H1N1) tally nears 100 with 15 new cases," GMA News TV, June 11, 2009. [http://www.gmanews.tv/story/164670/RPs-A\(H1N1\)-tally-nears-100-with-15-new-cases](http://www.gmanews.tv/story/164670/RPs-A(H1N1)-tally-nears-100-with-15-new-cases) (accessed 11 June 2009).

34 GLEWS, "Zoonoses and veterinary public Health," July 18, 2007, <http://www.who.int/zoonoses/outbreaks/glews/en/>, (accessed 4 May 2009).

35 Fastfood stores needed to secure ECC by DENR, March 18, 2009, <http://pinoybusiness.org/2009/03/18/fast-food-stores-required-to-secure-ecc-by-denr> (accessed 3 May 2009).

environmental impact statements (EIS), monitor and inspect compliance with intensity of industrial production. The Laguna Lake Development Authority (LLDA) has been mandated to regulate the activities that pollute the largest freshwater lake in the Philippines. It ensures regulation of pollution emissions of industries within the vicinity of the lake as well as crop and livestock agriculture including hog and poultry production. Other mandates of LLDA include issuance, renewal, denial, revocation, modification or suspension of permits for companies for the purpose of preventing or abating pollution. LLDA representatives can enter any property of the public dominion and private property devoted to industrial, manufacturing, processing or commercial use to inspect and investigate conditions relating to pollution or possible or imminent pollution.

LLDA's Enforcement of its mandate using regulatory and market-based instruments

Since 1997, LLDA has applied market-based instruments to regulate and impose sanctions on commercial scale livestock production in the country such as the environmental users' fee systems (EUFs) (Costales *et al.*, 2003) to reduce the biological oxygen demand (BOD) discharges into the lake by charging industrial and commercial enterprises a pollution fee. Firms pay 5 pesos (about 0.10 USD when 1 USD = Php 50) per kg of BOD loading if they are within the compliance level, and 30 pesos (0.60 USD) per kg beyond that level.

Rolfe (2002) said that the program started with major BOD-contributing industries such as food, pulp and paper, pig farms and slaughterhouses, textiles, and beverage manufacturers and was credited for reducing annual BOD inflows to the lake by almost 75% from 1993 to 2000. However, according to Costales *et al.* (2003) the incidence of paying license fees, taxes, pollution fees/permit is only 26% for medium-scale, 41% for large independent growers and 33% for large contract growers. Additionally, LLDA is implementing a "shame campaign" for companies violating environmental laws. Resources have to be spent by companies in order to comply with environmental regulations. For the meat companies, environmental mitigation includes all costs of disposing manure such as water treatment cost, transport of manure for disposal, taxes, licenses, permits and compliance certificates (Costales *et al.*, 2003). Usually, the higher the compliance cost, the less likely it is for the company to comply. In line with the rationalization and streamlining of EIS system and due to request of affected industry, the duty of LLDA regarding the implementation of EIS (environmental impact statement) system and the issuance of all (ECC) environmental compliance certificate as well as the authority to process and issue certificates of non-coverage (CNC) or exemption from the EIS system within Laguna Lake vicinity will now be transferred to the EMB-DENR regional offices effective July 2008.³⁶

These companies spent considerable resources in order to comply with environmental regulations. Presumably, their costs included all environmental mitigation costs including disposing manure, transport cost of manure for disposal, water treatment cost, taxes, licenses, permits and compliance certificates.

Rock (1997) described that environmental agencies are weak in the Philippines and there is difficulty developing and implementing emission standards on industrial polluters due to historic emphasis on green environmental issues, high staff turn-over, insufficient budget and less pro-activity in anticipating or responding to environmental market pressures. Economic and industrial policy lacks inclusion of valuing the environment and promotion of programs to reduce the pollution intensity and resource-use had been lacking. The lack of funds and enforcing mechanisms on the side of the government and the scope of their work make detection of violations difficult. Companies are not immediately penalized when they violate environmental laws. This explains the typical behaviour of simply washing the waste in the nearby canals.

In an indicative study done by Rock (1997), his team found out that there were public and private sector actions that shape the behaviour of manufacturing firms. In the 10 countries in Asia they studied, including the Philippines, governments are building traditional command and control environmental

³⁶ LLDA loses control of Laguna Bay, "Atienza recalls LLDA's authority to issue environmental clearances in Laguna Bay," (accessed 16 July 2008), <http://www.pr-inside.com/llda-loses-control-of-laguna-bay-r706317.htm> (accessed 7 June 2009).

agencies as well as operating with a range of market-based programs such as green labeling, voluntary environmental management standards like ISO 14000 and multinational corporation environmental practices like greening of the supply chain and incentive programs. Food companies directly impact the environment because pollution is the by-product of production which yields profit to companies (Manzanero, 2008). In the absence of any constraint or regulation on the manufacturer's activities, the act of polluting becomes free (Bowers, 1997).

5.13 Labeling

Labeling of products to consumers offers consumer's choice over different options. We can see this being implemented in certain countries for carbon emission purposes (e.g. Sweden). There are also labels on certain meat products, such as free range eggs. Labeling can be used as a tool to develop markets for alternatives to use of industrial meat production facilities.

6. Conclusions

This report provides a foundation to open discussion in regard to the complex relationships of energy, environment, ethics and meat production. Intensive meat production is expanding in Asia, especially in low-income and middle-income economies while at the same time, the risks of intensification as a mode of production are becoming evident to the global community. High energy consumption and low efficiency of energy conversion during the production of meat will need to be addressed more clearly in future discussions about sustainable energy use and in climate change discussions. Ten key groups of serious negative externalities that are brought about as a result of intensive meat production were presented in this report. The effects of intensive meat production on global climate change and heightened risks for zoonotic disease transmission were identified as two of the most serious.

Each society shall have to decide how much more they are prepared to pay for their meat so as to include the true costs of the production processes in the retail price. There may be increased cost for increased quality of food and more ecologically sound farming systems. These production costs shall include appropriate environmental controls during production, workers treated to appropriate working conditions, decreases in subsidization in supply chains and appropriate treatment of animals for example.

As previously discussed, advocacy of a contraction and convergence strategy to reduce consumption of livestock products whereby contraction of consumption in high-income countries per head would define the lower ceiling to which low and middle-income countries could converge has been proposed (McMichael et al., 2007). Removal of subsidies for animal feeds such as corn and soy would work towards incorporating the true cost of meat production in the retail price and would serve to control consumption through a more free market mechanism. For countries with limited capital for balancing food production and investment in strategies to procure and use energy, intensive meat production may be a relatively energy-inefficient approach that will result in costly externalities and a reliance on volatile and non-transparent fossil fuel markets. Careful case-by-case consideration shall be required.

Examination of the negative externalities of intensive animal production reveals that there are many ethical issues of environment, energy use, and animal treatment that necessitate discussion including a detailed discussion on how to move forward. Such discussions will be further incorporated into future reports and subsequent deliberations of ECCAP WG13 as new report topics are selected. This report also has shown that the data in the area could be enhanced by further studies in other countries, and between countries.

References

- AgFeed Industries Inc. 2007. *AgFeed Industries announces acquisition of the largest breeder hog farm in China's Jiangxi province, AgFeed executes strategic plan and enters into hog farm business.* www.agfeedinc.com/html/news20071107.asp (Accessed 21 November 2007).
- AHI. 2005. Animal Health Institute News Release; AHI: Washington, DC.
- Ai, Q., K. Mai, B. Tan, W. Xu, Q. Duan, H. Ma, and L. Zhang. 2006. Replacement of fish meal by meat and bone meal in diets for large yellow croaker, *Pseudosciaena crocea*. *Aquaculture*, Vol. 260, pp. 255-263.
- Akhtar, A. Z., M. Greger, H. Ferdowsian, and E. Frank. 2009. Health professionals' roles in animal agriculture, climate change, and human health. *American Journal of Preventative Medicine*, Vol. 36, pp. 182-187.
- Alam, M. J., and L. Zurek. 2004. Association of *Escherichia coli* O157:H7 with houseflies on a cattle farm. *Applied and Environmental Microbiology*, Vol. 70, pp. 7578-7580.
- Anderson, M. E., and M. D. Sobsey. 2006. Detection and occurrence of antimicrobially resistant *E. coli* in groundwater on or near swine farms in eastern North Carolina. *Water Science and Technology*, Vol. 54, pp. 211-218.
- Andriof, J., S. Waddock, B. Husted and Rahman, S. 2002. *Unfolding stakeholder thinking: theory, responsibility and engagement.* Greenleaf Publishing-Sheffield, U.S.A.
- Angeles, J. 2006. Trade and environmental dimensions in the food and food processing industries in the Philippines: policy coordination issues, http://www.unescap.org/esd/environment/cap/meeting/regional/documents/Session_09_1.pdf. (Accessed 20 June 2009).
- APHA. 2003. *Precautionary moratorium on new concentrated animal feed operations.* Policy date: 2003.11.18, Policy number: 20037.
- Armand-Leferve, L., R. Ruimy, and A. Andreumont. 2005. Clonal comparison of *Staphylococcus aureus* isolates from healthy pig farmers, human controls, and pigs. *Emerging Infectious Diseases*, Vol. 11, pp. 711-714.
- Atkinson, D., and C. A. Watson. 1996. The environmental impact of intensive systems of animal production in the lowlands. *Animal Science*, Vol. 63, pp. 353-361.
- Batt, A. L., D. D. Snow, and D. S. Aga. 2006. Occurrence of sulfonamide antimicrobials in private water wells in Washington County, Idaho, USA. *Chemosphere*, Vol. 64, pp. 1963-1971.
- Bhardwaj, M., Maekawa, F., Niimura, Y., & Macer, D. 2003. Ethics in food and agriculture: views from FAO. *International Journal of Food Science & Technology*, Vol. 38, pp. 565-577.
- Blackwell, P. A.; Boxall, A. B. A.; Kay, P.; Nobel, H. 2005. Evaluation of a lower tier exposure assessment model for veterinary medicines. *Journal Agricultural and Food Chemistry*, Vol. 53, pp. 2192-2201.
- Blanco, G., J. A. Lemus, J. Grande, L. Gangoso, J. M. Grande, J. A. Donazar, B. Arroyo, O. Frias and F. Hiraldo. 2007. Geographical variation in cloacal microflora and bacterial antibiotic resistance in a threatened avian scavenger in relation to diet and livestock farming practices. *Environmental Microbiology*, Vol. 9, pp. 1738-1749.
- Bouwman, A. F., K. W. Van der Hoek, B. Eickhout, and I. Soenario. 2005. Exploring changes in world ruminant production systems. *Agricultural Systems*, Vol. 84, pp. 121-153.
- Briones, N. Environmental sustainability issues in Philippine agriculture. *Asian Journal of Agriculture and Development*. Vol. 2, pp. 67-78.
- Broadway, M. J., and D. D. Stull. 2006. Meat processing and Garden City, KS: Boom and bust. *Journal of Rural Studies*, Vol. 22, pp. 55-66.
- Bull, S. A., Allen, V. M., Domingue, G., Jorgensen, F., Frost, J. A., Ure, R., Whyte, R., Tinker, D., Corry, J. E. L., Gillard-King, J. and Humphrey, T. J. 2006. Sources of *Campylobacter* spp. colonizing housed broiler flocks during rearing. *Applied and Environmental Microbiology*, Vol. 72, pp. 645-652.
- Burkholder, J., B. Libra, P. Weyer, S. Heathcote, D. Kolpin, P. S. Thorne, and M. Wichman. 2007. Impacts of waste from concentrated animal feeding operations on water quality. *Environmental Health Perspectives*, Vol. 115, pp. 308-312.
- Butler, D. 2006. Doubts hang over source of bird flu spread. *Nature*, Vol. 439, No. 7078, p. 772.

- Buttel, F. H. 2003. Internalizing the societal costs of agricultural production. *Plant Physiology*, Vol. 133, pp. 1656-1665.
- Capua, I. and D.J. Alexander. 2004. Avian Influenza: Recent Developments. *Avian Pathology*, Vol. 33, No. 4, pp. 393-404 .
- Catelo, M.A. 2006. Understanding the links between agriculture and health for food, agriculture and the environment. http://www.ifpri.org/2020/focus/focus13/focus13_09.pdf (accessed 3 May 2009).
- Catelo, S. 2006. The region's changing retail food sector: the case of the Philippines. *PECC*. <http://www.pecc.org/food/papers/2005-2006/Philippines/ppecc-catelo-paper.pdf> (accessed 21 October 2008).
- Centers for Disease Control and Prevention (CDC). 2009. <http://www.cdc.gov/h1n1flu> (accessed 12 May 2009).
- Centner, T. 2006. Governmental oversight of discharges from concentrated animal feeding operations. *Environmental Management*, Vol. 37, pp. 745-752.
- Centner, T. J., and T. A. Feitshans. 2006. Regulating manure application discharges from concentrated animal feeding operations. *Environmental Pollution*, Vol. 141, pp. 571-573.
- Chang, H. 2004. Cross-sector comparisons of poultry production in the Philippines. Working Paper Series in Agricultural and Resource Economics. University of New England. <http://www.une.edu.au/febl/EconStud/wps.htm> (accessed 26 November 2008).
- Chang, H. 2005. Overview of the world broiler industry: implications for the Philippines. Working Paper Series in Agricultural and Resource Economics. University of New England. <http://www.une.edu.au/febl/EconStud/wps.htm> (accessed 26 November 2008).
- Chapin, A., A. Rule, K. Gibson, T. Buckley, and K. Schwab. 2005. Airborne multidrug-resistant bacteria slated from a concentrated swine feeding operation. *Environmental and Health Perspectives*, Vol. 113, pp. 137-142.
- Chiu, C.-H., T.-L. Wu, L.-H. Su, C. Chu, J.-H. Chia, A.-J. Kuo, M.-S. Chien, and T.-Y. Lin. 2002. The emergence in Taiwan of fluoroquinolone resistance in *Salmonella enterica* serotype choleraesuis. *New England Journal of Medicine*, Vol. 346, pp. 413-419.
- Chee-Sanford, J. C., R. I. Aminov, I. J. Krapac, N. Garrigues-Jeanjean, and R. I. Mackie. 2001. Occurrence and diversity of tetracycline resistance genes in lagoons and groundwater underlying two swine production facilities. *Applied and Environmental Microbiology*, Vol. 67, pp. 1494-1502.
- Chelossi, E., L. Vezzulli, A. Milano, M. Branzoni, M. Fabiano, G. Riccardi and I. M. Banat. 2003. Antibiotic resistance of benthic bacteria in fish-farm and control sediments of the Western Mediterranean. *Aquaculture*, Vol. 219, pp. 83-97.
- Cheremisinoff, N.P. and A. Bemdavid-Val. 2001. Green profits: the manager's handbook for ISO 14001 and pollution prevention. Butterworth-Heinemann, Boston.
- Cohen, J. 2009. Interview with CDC chief of molecular virology and vaccines, Ruben Donis, April 29, 2009. <http://blogs.sciencemag.org/scienceinsider-/2009/04/exclusive-cdc-h.html> (accessed 11 May 2009).
- Cole, D., L. Todd, and S. Wing. 2000. Concentrated swine feeding operations and public health: a review of occupational and community health effects. *Environmental Health Perspectives*, Vol. 108, pp. 685-699.
- Constance, D. H. 2002. Globalization, broiler production, and community controversy in east Texas. *Southern Rural Sociology*, Vol. 18, pp. 31-55.
- Cory, J. 2004. *Business ethics: the ethical revolution of minority shareholders*. Springer, U.S.A.
- Cororaton, C., Corong, E. and J. Cockburn. 2008. *Global trade reforms, poverty and inequality in the Philippines*. Paper presented during the 11GTAP Annual Conference: "Future of Global Economy" Helsinki, Finland. 12 to 14 June 2008.
- Costales, A., Delgado, C., Catelo, M., Tiongco, M., Chatterjee, A. and A. delos Reyes. 2003. *Livestock industrialization project: phase I-policy, technical and environmental determinants and implications of the scaling-up of broiler and swine production in the Philippines*. Part of phase II of IFPRI-FAO project.
- DA & NAFC (Department of Agriculture and National Agricultural and Fishery Council). 2002a. Broiler industry master plan. Quezon City, Philippines, June 2002.
- DA & NAFC (Department of Agriculture and National Agricultural and Fishery Council). 2002b. Layer industry master plan. Quezon City, Philippines, June 2002.

- DA-AMAS (Department of Agriculture-Agribusiness and Marketing Assistance Service) 2001. Broiler industry situation report (available at <http://www.da.gov.ph/agribiz/broiler.html> (accessed 26 November 2008)).
- Dankner, W. M., Waecker, N. J., Essey, M. A., Moser, K., Thompson, M., and Davis, C. E. 1993. Mycobacterium bovis infections in San Diego: a clinicoepidemiologic study of 73 patients and a historical review of a forgotten pathogen. *Medicine*, Vol. 72, No. 1, pp. 11–37.
- Delgado, C. L. 2003. Rising consumption of meat and milk in developing countries has created a new food revolution. *The Journal of Nutrition*, Supplement, pp. 3907S–3910S.
- Dechet, A. M., E. Scallan, K. Gensheimer, R. Hoekstra, J. Gunderman-King, J. Lockett, D. Wrigley, W. Chege, J. Sobel, and the Multistate Working Group. 2006. Outbreak of multidrug-resistant *Salmonella enterica* serotype Typhimurium Definitive Type 104 infection linked to commercial ground beef, northeastern United States, 2003–2004. *Clinical Infectious Diseases*, Vol. 42, pp. 747–52.
- Donham, K. J., S. Wing, D. Osterberg, J. L. Flora, C. Hodne, K. M. Thu, and P. S. Thorne. 2007. Community health, and socioeconomic issues surrounding concentrated animal feeding operations. *Environmental and Health Perspectives*, Vol. 115, pp. 317–320.
- Doyle, M., L.-A. Jaykus, and M. Metz. 2005. Research opportunities in food and agriculture microbiology: a report from the American Academy of Microbiology. American Society for Microbiology.
- Durhan, E. J., C. S. Lambricht, E. A. Makynen, J. Lazorchak, P. C. Hartig, V. S. Wilson, L. E. Gray, and G. T. Ankley. 2006. Identification of metabolites of trenbolone acetate in androgenic runoff from a beef feedlot. *Environmental and Health Perspectives*, Vol. 114, pp. 65–68.
- Energy Information Administration. 2007. International Energy Outlook 2007. DOE/EIA-0484(2007).
- Ervik, A., B. Thorsen, V. Eriksen, et al. 1994. Impact of administering antibacterial agents on wild fish and blue mussels *Mytilus edulis* in the vicinity of fish farms. *Diseases of Aquatic Organisms*, Vol. 18, pp. 45–51.
- Eshel, G., and P. Martin. 2006. Diet, energy, and global warming. *Earth Interactions*, Vol. 10, pp. 1–17.
- European Commission. 1999. Assessment of potential risks to human health from hormone residues in bovine meat and meat products. XXIV/B3/SC4. 136 pp.
- European Federation of Animal Health (FEDESA). 2001. Antibiotic Use in Farm Animals does not threaten Human Health. FEDESA/FEFANA Press release. 13 July. Brussels, Belgium.
- Fainaru, S. 2009. *Mexicans blame industrial hog farms but health officials have found no link to recent flu outbreak*. Washington Post, May 10, 2009. <http://www.washingtonpost.com/wpdyn/content/article/2009/05/09/AR2009050902531.html> (accessed 12 May 2009).
- FAO. 2001. *Ethical issues in food and agriculture*. FAO Ethics Series 1, edited by J. Bruinsma. Earthscan Publications, Ltd., London.
- FAO. 2003. *World agriculture: towards 2015/2030, an FAO perspective*, edited by J. Bruinsma. Earthscan Publications, Ltd., London.
- FAO. *Gridded Livestock of the World*, 2007. Rome: Food and Agriculture Organization of the United Nations, Animal Production and Health Division.
- Fey, P. D., T. J. Safraneck, M. E. Rupp, E. F. Dunne, E. Ribot., P. C. Iwen, P. A. Bradford, and F. J. Angulo. 2000. Ceftriaxone-resistant *Salmonella* infection acquired by a child from cattle. *New England Journal of Medicine*, Vol. 42, pp. 1242–1249.
- Fiala, N. 2009. How meat contributes to global warming. *Scientific American*, Vol. 300, pp. 72–75.
- Fiala, N. 2008. Meeting the demand: an estimation of potential future greenhouse gas emissions from meat production. *Ecological Economics*, Vol. 67, pp. 412–419.
- Fine, D. D., G. P. Breidenbach, T. L. Price, and S. R. Hutchins. 2003. Quantification of estrogens in ground water and swine lagoon samples using solid-phase extraction, pentafluorobenzyl/trimethylsilyl derivatizations gas chromatography-negative ion chemical ionization tandem mass spectrometry. *Journal of Chromatography A*, Vol. 1017, pp. 167–185.
- Flessa, H., R. Ruser, P. Dorsch, T. Kamp, M. A. Jimenez, J. C. Munch, and F. Beese. 2002. Integrated evaluation of greenhouse gas emissions (CO₂, CH₄, N₂O) from two farming systems in southern Germany. *Agriculture Ecosystems and Environment*, Vol. 91, pp. 175–189.
- Fritsche, A., Engel, R., Buhl, D., and Zellweger, J. P. 2004. Mycobacterium bovis tuberculosis: from animal to man and back. *The International Journal of Tuberculosis and Lung Disease*, 8(7), 903–904.

- Furushita, M., T. Shiba, T. Maeda, M. Yahata, A. Kaneoka, Y. Takahashi, K. Torii, T. Hasegawa, and M. Ohta. 2003. Similarity of tetracycline resistance genes isolated from fish farm bacteria to those from clinical isolates. *Applied and Environmental Microbiology*, Vol. 69, pp. 5336-5342.
- Galloway, J. N., M. Burke, G. E. Bradford, R. Naylor, W. Falcon, A. K. Chapagain, J. C. Gaskell, E. McCullough, H. A. Mooney, K. L. L. Oleson, H. Steinfeld, T. Wassenaar, and V. Smith. 2007. International trade in meat: the tip of the pork chop. *Ambio*, Vol. 36, pp. 622-629.
- Garcia-Migura, L., E. Pleydell, S. Barnes, R. H. Davies, and E. Liebana. 2005. Characterization of vancomycin-resistant *Enterococcus faecium* from broiler poultry and pig farms in England and Wales. *Clinical Microbiology*, Vol. 43, pp. 3283-3289.
- Gambarotto, K., M.-C. Ploy, F. Dupron, M. Giangiobbe, and F. Denis. 2001. Occurrence of vancomycin-resistant Enterococci in pork and poultry products from a cattle-rearing area in France. *Journal of Clinical Microbiology*, Vol. 39, pp. 2354-2355.
- Gandini, G. C., and E. Villa. 2003. Analysis of the cultural value of local livestock breeds: a methodology. *Journal of Animal Breeding and Genetics*, Vol. 120, pp. 1-11.
- Garcia, M., Crawford, J. M., Latimer, J. W., RiveraCruz, E. and Perdue, M. L. 1996. Heterogeneity in the haemagglutinin gene and emergence of the highly pathogenic phenotype among recent H5N2 avian influenza viruses from Mexico. *Journal of General Virology*, Vol. 33, pp. 1493-1504.
- Gast, R. K., P. S. Holt, and T. Murase. 2005. Penetration of *Salmonella enteritidis* and *Salmonella heidelberg* into egg yolks in an in vitro contamination model. *Poultry Science*, Vol. 84, pp. 621-625.
- Gerba, C. and Smith, J. E. 2005. Sources of pathogenic microorganisms and their fate during land application of wastes. *Journal of Environmental Quality*, Vol. 34, pp. 42-48.
- Gibbs, S. G., C. F. Green, P. M. Tarwater, L. C. Mota, K. D. Mena, and P. V. Scarpino. 2006. Antibiotic-resistant bacteria from the air plume downwind of a swine confined or concentrated animal feeding operation. *Environmental Health Perspectives*, Vol. 114, pp. 1032-1037.
- Gilchrist, M. J., C. Greko, D. B. Wallings, G. W. Beran, D. G. Riley, and P. S. Thorne. 2007. The potential role of concentrated animal feeding operations in infectious disease epidemics and antibiotic resistance. *Environmental and Health Perspectives*, Vol. 115, pp. 313-316.
- Gillespie, J. M., and J. R. Fulton. 2001. A marko chain analysis of the size of hog production firms in the United States, *Agribusiness*, Vol. 17, pp. 557-570.
- Gossard, M. H., and R. York. 2003. Social structural influences on meat consumption. *Research in Human Ecology*, Vol. 10, pp. 1-9.
- Grange, J. M., Daborn, C., and Cosivi, O. 1994. HIV-related tuberculosis due to *Mycobacterium bovis*. The European Respiratory Journal, Vol. 7, No. 9, pp. 1564-1566.
- Greger, M. 2006. *Bird flu, a virus of our own hatching*. Lantern Books, NY.
- Greger, M. 2007a. The human/animal interface: emergence and resurgence of zoonotic infectious diseases. *Critical Reviews in Microbiology*, Vol. 33, pp. 243-299.
- Greger, M. 2007b. The long haul: risks associated with livestock transport. *Biosecurity and Bioterrorism: Biodefense Strategy, Practice, and Science*, Vol. 5, pp. 301-311.
- Gura, S. 2008. Industrial livestock production and its impact on smallholders in developing countries. Report to the League for Pastoral Peoples and Endogenous Livestock Development. www.pastoralpeoples.org (accessed 4 May 2009).
- Gura, S. 2008. Concentration in the livestock genetics industry. Presentation at NCCR Trade Regulation IP-9 Workshop "Animal Breeding, Innovation, Trade and Proprietary Rights." World Trade Institute, Bern, 27-28 November 2008.
- Goodland, R., and J. Anhang. 2009. Livestock and climate change. What if the key actors in climate change are... cows, pigs and chickens. *Worldwatch*, November/December, pp. 10-19.
- Graetz, A. C. Wilkie, N. J. Szabo, and C. S. Diaz. 2006. Determination of steroidal estrogens in flushed dairy manure wastewater by gas chromatography-mass spectrometry. *Journal of Environmental Quality*, Vol. 35, pp. 695-700.
- Heederik, D., T. Sigsgaard, P. S. Thorne, J. N. Kline, R. Avery, J. H. Bønløkke, E. A. Chrischilles, J. A. Dosman, C. Duchaine, S. R. Kirkhorn, K. Kulhankova, and J. A. Merchant. 2007. Health effects of airborne exposures from concentrated animal feeding operations. *Environmental Health Perspectives*, Vol. 115, pp. 298-302.

- Heffernan, W. 1999. *Report to the National Farmers Union, consolidation in the food and agriculture system*. National Farmers Union.
- Hendrickson, M., and W. Heffernan. 2007. *Concentration of the agricultural markets, April 2007*. National Farmers Union.
- Heuer, H., C. Kopmann, C. T. T. Binh, E. M. Top, and K. Smalla. 2009. Spreading antibiotic resistance through spread manure: characteristics of a novel plasmid type with low G+C% content. *Environmental Microbiology*, Vol. 11, pp. 937-949.
- Hofacre, C. L., D. G. White, J. J. Maurer, C. Morales, C. Lobsinger, and C. Hudson. 2001. Characterization of antibiotic-resistant bacteria in rendered animal products. *Avian Diseases*, Vol. 45, pp. 953–961.
- Honeyman, M. S. 1996. Sustainability issues of U.S. swine production. *Journal of Animal Science*, Vol. 74, pp. 1410-1417.
- Hong, J., J. M. Kim, W. K. Jung, S. H. Kim, W. Bae, H. C. Koo, J. Gil, M. Kim, J. Ser, and Y. H. Park. 2007. Prevalence and antibiotic resistance of *Campylobacter* spp. isolated from chicken meat, pork, and beef in Korea, from 2001 to 2006. *Journal of Food Protection*, Vol. 70, pp. 860-866.
- Hooda, P. S., A. C. Edwards, H. A. Anderson, and A. Miller. A review of water quality concerns in livestock farming areas. *The Science of the Total Environment*, Vol. 250, pp. 143-167.
- Horrigan, L., R. S. Lawrence, and P. Walker. 2002. How sustainable agriculture can address the environmental and human health harms of industrial agriculture. *Environmental Health Perspectives*, Vol. 110, pp. 445-456.
- Huijsdens, X. W., B. J. van Dijke, E. Spalburg, M. G. van Santen-Verheuevel, M. E. O. C. Heck, G. N. Pluister, A. Voss, W. J. B. Wannet, and A. J. de Neeling. 2006. Community-acquired MRSA and pig farming. *Annals of Clinical Microbiology and Antimicrobials*, Vol. 5, pp. 26-29.
- Hutchins, S. R., M. V. White, F. M. Hudson, and D. D. Fine. 2007. Analysis of lagoon samples from different concentrated animal feeding operations for estrogens and estrogen conjugates. *Environmental Science and Technology*, Vol. 41, pp. 738-744.
- HSUS. 2007. *An HSUS report: Human health implications of intensive poultry production and avian influenza*. The Humane Society of the United States.
- Ike, Y., K. Tanimoto, Y. Ozawa, T. Nomura, S. Fujimoto, and H. Tomita. 1999. Vancomycin-resistant enterococci in imported chickens in Japan. *Lancet*, Vol. 353, p. 1854.
- International Finance Corporation. 2006. IFC World Bank Group.
- Jones, T., Donnelly, C. and Stamp Dawkins M. 2005. Environmental and management factors affecting the welfare of chickens on commercial farms in the United Kingdom and Denmark stocked at five densities. *Poultry Science*, Vol. 84, pp. 1155-1165.
- Jorgensen, S. and J. Kay. 2000. *Thermodynamics and ecological modelling*. Lewis Publishing, U.S.A.
- Juhász-Kaszanyitzky, É., S. Jánosi, P. Somogyi, Á. Dán, L. van der Graaf-van Bloois, E. van Duijkeren, and J. A. Wagenaar. 2007. MRSA transmission between cows and humans. *Emerging Infectious Diseases*, Vol. 13, pp. 630-632.
- Kates, R. W., and T. M. Parris. 2003. Long-term trends and a sustainability transition. *Proceedings of the National Academy of Sciences*. Vol. 100, pp. 8062-8067.
- Kay, P., Blackwell, P. A., and Boxall, A. B. A. 2004. Fate of veterinary antibiotics in a macroporous tile drained clay soil. *Environmental Toxicology and Chemistry*, Vol. 23, pp. 1136–1144. Kennedy, E. T. 2005. The global face of nutrition: what can governments and industry do? *Journal of Nutrition*, Vol. 135, pp. 913-915.
- Keyzer, M. A., M. D. Merbis, I. F. P. W. Pavel, and C. F. A. van Wesenbeeck. 2005. Diet shifts towards meat and the effects on cereal use: can we feed the animals in 2030? *Ecological Economics*, Vol. 55, pp. 187-202.
- Khan, S. J., D. J. Roser, C. M. Davies, G. M. Peters, R. M. Stuetz, R. Tucker, and N. J. Ashbolt. 2007. Chemical contaminants in feedlot wastes: concentrations, effects and attenuation. *Environment International*, Vol. 34, pp. 839-859.
- Khanna, T., R. Friendship, C. Dewey, and J. S. Weese. 2008. Methicillin resistant *Staphylococcus aureus* colonization in pigs and pig farmers. *Veterinary Microbiology*, Vol. 128, pp. 298-303.
- Kida, H., Ito, T., Yasuda, J., Shimizu, Y., Itakura, C., Shortridge, K.F., Kawaoka, Y. and Webster, R.G. 1994. Potential for Transmission of Avian influenza Viruses to Pigs. *Journal General Virology*, Vol. 75, pp. 2183-2188

- Kitai, S., A. Shimizu, J. Kawano, E. Sato, C. Nakano, H. Kitagawa, K. Fujio, H. Matsumura, R. Yasuda, and T. Inamoto. 2005a. Prevalence and characterization of *Staphylococcus aureus* enterotoxigenic *Staphylococcus aureus* in retail raw chicken meat throughout Japan. *Journal of Veterinary Medical Science*, Vol. 67, pp. 107-110.
- Kitai, S., A. Shimizu, J. Kawano, E. Sato, C. Nakano, T. Uji, and H. Kitagawa. 2005b. Characterization of methicillin-resistant *Staphylococcus aureus* isolated from raw chicken meat in Japan. *Journal of Veterinary Medical Science*, Vol. 67, pp. 269-274.
- Klevens, R. M., M. A. Morrison, J. Nadle, S. Petit, K. Gershman, S. Ray, L. H. Harrison, R. Lynfield, G. Dumyati, J. M. Townes, A. S. Craig, E. R. Zell, G. E. Fosheim, L. K. McDougal, R. B. Carey, and S. K. Fridkin. 2007. Invasive methicillin-resistant *Staphylococcus aureus* infections in the United States. *Journal of the American Medical Association*, Vol. 298, pp. 1763-1771.
- Kobayashi, M., T. Sasaki, N. Saito, K. Tamura, K. Suzuki, H. Watanabe, and N. Agui. 1999. Houseflies: not simple mechanical vectors of enterohemorrhagic *Escherichia coli* O157:H7. *American Journal of Tropical Medicine and Hygiene*, Vol. 61, pp. 625-629.
- Korthals.2001. Ethical dilemmas in sustainable agriculture. *International Journal of Food Science and Technology*, Vol. 36, pp. 813-820.
- Krapac, I. G., W. S. Dey, W. R. Roy, C. A. Smyth, E. Storment, S. L. Sargent, and J. D. Steele. 2002. Impacts of swine manure pits on groundwater quality. *Environmental Pollution*, Vol. 120, pp. 475-492.
- Krupnick, A., Morgenstern, R., Fischer, C., Rolfe, K., Logarta, J. and Rufo, B. 2003. *Air pollution control policy options for Metro Manila*. Resources for the Future, Washington.
- Knowlton, K. F., and T. D. Cobb. 2006. Implementing waste solutions for dairy and livestock farms. *Journal of Dairy Science*, Vol. 89, 1372-1383.
- Koneswaran, G., and D. Nierenberg. 2008. Global farm animal production and global warming: impacting and mitigating climate change. *Environmental Health Perspectives*, Vol. 116, pp. 578-582.
- Koplow, D., and J. Dernbach. 2001. Federal fossil fuel subsidies and greenhouse gas emissions: a case study of increasing transparency for fiscal policy. *Annual Review of Energy and the Environment*, Vol. 26, pp. 361-389.
- Kuhre, W.L. 1995. ISO 14001 certification, environmental management systems: a practical guide for preparing effective environmental management systems. Prentice Hall, U.S.A
- Kuhre, W.L. 1998. ISO 14031- environmental performance evaluation (EPE) : practical tools and techniques for conducting an environmental performance evaluation, Prentice Hall, U.S.A.
- Kummerer, K. 2003. Significance of antibiotics in the environment. *Journal Antimicrobial Chemotherapy*, Vol. 52, pp. 5-7.
- Lange, I. G., A. Daxenberger, B. Schiffer, H. Witters, D. Ibarreta, and H. H. D. Meyer. 2002. Sex hormones originating from different livestock production systems: fate and potential disrupting activity in the environment. *Analytica Chimica Acta*, Vol. 473, pp. 27-37.
- Lasky, T., W. Sun, A. Kadry, and M. K. Hoffman. 2004. Mean total arsenic concentrations in chicken 1989-2000 and estimated exposures for consumers of chicken. *Environmental Health Perspectives*, Vol. 112, pp. 18-21.
- Lau, M., Beverly, M., Kelley, S. and R. Hanagriff. 2007. The economic and social values consumers place on all natural/healthy beef products and how his value added commodity effects demand: a literature review. *The Business Review*, Vol. 9, pp. 159-164.
- Lee, J. H. 2003. Methicillin (oxacillin)-resistant *Staphylococcus aureus* strains isolated from major food animals and their potential transmission to humans. *Applied and Environmental Microbiology*, Vol. 69, pp. 6489-6494.
- Lee, M., Sanchez, S., Zimmer, M., Umelaalim, I., Berrang, M. E. and McDermott, P.F. 2002. Class 1 Integron-associated Tobramycin-Gentamicin Resistance in *Campylobacter jejuni* Isolated from the Broiler Chicken House Environment. *Antimicrobial Agents and Chemotherapy*, Vol. 46, No. 11, pp. 3660-3664.
- Leng, R. A. 2005. Implications of the decline in world oil reserves for future world livestock production, *Recent Advances in Animal Nutrition in Australia*, Vol. 15, pp. 95-105.
- Levy, S. B., G. B. FitzGerald, and A. B. Macone. 1976. Changes in intestinal flora of farm personnel after introduction of a tetracycline-supplemented feed on a farm. *New England Journal of Medicine*, Vol. 295, pp. 583-588.
- Lewis, S. 1994. An opinion on the global impact of meat consumption. *The American Journal of Clinical Nutrition*, Vol. 59, p. 1009.

- Li, D. 2003. Use of alternatives to AGP in animal food production in China. *Beyond antimicrobial growth promoters in food animal production, World Health Organization, Collaborating Centre for Antimicrobial Resistance in Foodborne Pathogens*, p. 141-145.
- Li, S., Orlich, M. A. and Rott, R. 1990. Generation of seal influenza virus variants pathogenic for chickens, because of hemagglutinin cleavage site changes. *Virology*, Vol. 33, pp. 3297-330.
- Loke, M.-L., Tjornelund, J. and Halling-Sorensen, B. 2002. Determination of the distribution coefficient (log Kd) of oxytetracycline, tylosin A, olaquinox and metronidazole in manure. *Chemosphere*, Vol. 48, pp. 351-361.
- MacDonald, J. M., M. E. Ollinger, K. E. Nelson, and C. R. Handy. 2000. *Consolidation in U.S. Meatpacking*, Food and Rural Economics Division, Economic Research Service, U.S. Department of Agriculture. Agricultural Economic Report No. 785.
- Macovei, L., and L. Zurek. 2006. Ecology of antibiotic resistance genes: characterization of enterococci from houseflies collected in food settings. *Applied and Environmental Microbiology*, Vol. 72, pp. 4028-4035.
- Manzanero, Lea Ivy O. 2008. *Environmental education and environmental ethics of some Philippine food companies as stakeholders of the environment*. Paper presented in the Ninth Asian Bioethics Conference (ABC-9) with the theme: "Bioethics in Asia: Healthy and Productive Life in Harmony with Nature," Yogyakarta, Indonesia, 3-7 November 2008.
- Marcus, P.A. and J.T. Willig (eds.). 1997. Moving ahead with ISO 14000: improving environmental management and advancing sustainable development. John Wiley & Sons, Inc. New York.
- Marengo, J. R., Kok, R. A. and Velagaleti, R. 1997. Aerobic degradation of 14C-sarafloxacin hydrochloride in soil. *Environmental Toxicology and Chemistry*, Vol. 16, pp. 462-71.
- McEwen, S. A., and P. J. Fedorka-Cray. 2002. Antimicrobial use and resistance in animals. *Clinical Infectious Diseases*, Vol. 34 (suppl 3), pp. S93-106.
- McEwen SA. and Fedorka-Cray PJ. 2002. Antimicrobial use and resistance in animals. *Clinical Infectious Diseases*, Vol. 34, pp. S93-106.
- McLaughlin, N. B., A. Hiba, G. J. Wall, and D. J. King. 2000. Comparison of energy inputs for inorganic fertilizer and manure based corn production. *Canadian Agricultural Engineering*, Vol. 42, pp. 2.1-2.14.
- McMichael, A. J., and H. J. Bambrick. 2005. Meat consumption trends and health: casting a wider risk assessment net. *Public Health Nutrition*, Vol. 8, pp. 341-343.
- McMichael, A. J., J. W. Powles, C. D. Butler, and R. Uauy. 2007. Food, livestock production, energy, climate change, and health. *Lancet*, Vol. 370, pp. 1253-1263.
- Mellon M., C. Benbrook, and K. L. Benbrook. 2001. Hogging it: estimates of antimicrobial abuse in livestock. Union of Concerned Scientists, Cambridge, MA.
- Mirabelli, M. C., S. Wing, S. W. Marshall, and T. Wilcosky. 2006. Race, poverty, and potential exposure of middle-school students to air emissions from confined swine feeding operations. *Environmental and Health Perspectives*, Vol. 114, pp. 591-596.
- Miranda, C. D., and R. Zemeiman. 2002. Bacterial resistance to oxytetracycline in Chilean salmon farming. *Aquaculture*, Vol. 212, pp. 31-47.
- Mølbak, K., D. L. Baggesen, F. M. Aarestrup, J. M. Ebbesen, J. Engberg, K. Frydendahl, P. Gerner-Smidt, A. M. Petersen, and H. C. Wegener. 1999. An outbreak of multidrug-resistant, quinolone-resistant *Salmonella enterica* serotype typhimurium DT104. *New England Journal of Medicine*, Vol. 341, pp. 1420-1425.
- Moog, F. and Marbell, J. 2001. *Land use transformation of Philippine grassland*. Research Division, Bureau of Animal Industry, Department of Agriculture, Philippines.
- Moriya, K., T. Fujibayashi, T. Yoshihara, A. Matsuda, N. Sumi, N. Umezaki, H. Kurahashi, N. Agui, A. Wada, and H. Watanabe. 1999. Verotoxin-producing *Escherichia coli* O157:H7 carried by the housefly in Japan. *Medical and Veterinary Entomology*, Vol. 13, pp. 214-216.
- Muller, A. K., Westergaard, K., Christensen, S. and Soresen, S. J. 2002. The diversity and function of soil microbial communities exposed to different disturbances. *Microbial Ecology*, Vol. 44, pp. 49-58.
- Myers, N., and J. Kent. 2003. New consumers: the influence of affluence on the environment. *Proceedings of the National Academy of Sciences*, Vol. 100, pp. 4963-4968.
- Nachman, K. E., J. P. Graham, L. B. Price, and E. K. Silbergeld. 2005. Arsenic: a roadblock to potential animal waste management solutions. *Environmental Health Perspectives*, Vol. 113, pp. 1123-1124.

- Nataro, J. P., and J. B. Kaper. 1998. Diarrheagenic *Escherichia coli*. *Clinical Microbiology Reviews*, Vol. 11, pp. 142–201.
- National Statistics Office. 2006. <http://www.census.gov.ph> (accessed 6 May 2009).
- National Statistics Office. 2007. <http://www.census.gov.ph> (accessed 6 May 2009).
- Neeteson, J. J. 2000. Nitrogen and phosphorous management on Dutch dairy farms: legislation and strategies employed to meet the regulations. *Biology and Fertility of Soils*, Vol. 30, pp. 566-572.
- Office of Technology Assessment of the U.S. (OTA). 1995. *Impacts of Antibiotic Resistant Bacteria*. Congress of the United States. OTA-H-629.
- Oliver, R. 2004. What is transparency? McGraw-Hill-Education, Europe.
- Orejas, T. and C. Reyes. 2008. Central Luzon Desk. <http://www.bulacan.govph/nfe/components2.shtml> (accessed 1 December 2008).
- Orlando, E. F., A. S. Kolok, G. A. Binzick, J. L. Gates, M. K. Horton, C. S. Lambright, L. E. Gray Jr., A. M. Soto, and L. J. Guillette Jr. 2004. Endocrine-disrupting effects of cattle feedlot effluent on an aquatic sentinel species, the fathead minnow. *Environmental Health Perspectives*, Vol. 112, pp. 353-358.
- Onan, L. J., and LaPara, T. M. 2003. Tylosin-resistant bacteria cultivated from agricultural soil. *FEMS Microbiology Letters*, Vol. 220, pp. 12-20.
- Osterberg, D., and D. Walinga. 2004. Addressing externalities from swine production to reduce public health and environmental impacts. *American Journal of Public Health*, Vol. 94, pp. 1703-1708.
- Otte, J. et al. 2007. HPAI Risk, Biosecurity and Smallholder Adversity. In: Proc. of the WPSA Asian Pacific Federation Working Group on Small-Scale Family Poultry Farming Symposium, Bangkok, Thailand, pp 1-8.
- Ozawa, Y., K. Tanimoto, T. Nomura, M. Yoshinaga, Y. Arakawa, and Y. Ike. 2002. Vancomycin-resistant enterococci in humans and imported chicken in Japan. *Applied and Environmental Microbiology*, Vol. 68, pp. 6457-6461.
- Palma, A. C. S. 2005. An update on the Philippine fast food industry. *Agriculture and Agri-Food Canada*. <http://atn-riac.agr.ca/asean/e3395.htm> (accessed 26 November 2008).
- Parveen, S., J. Lukasik, T. M. Scott, M. L. Tamplin, K. M. Portier, S. Sheperd, K. Braun, and S. R. Farrah. 2005. Geographical variation in antibiotic resistance profiles of *Escherichia coli* isolated from swine, poultry, beef and dairy cattle farm water retention ponds in Florida. *Journal of Applied Microbiology*, Vol. 100, pp. 50-57.
- Peak, N., C. W. Knapp, R. K. Yang, M. M. Hanfelt, M. S. Smith, D. S. Aga, and D. W. Graham. 2007. Abundance of six tetracycline resistance genes in wastewater lagoons at cattle feedlots with different antibiotic use strategies. *Environmental Microbiology*, Vol. 9, pp. 143-151.
- Perdue, M., Crawford, J., Garcia, M., Latimer, J. & Swayne, D. 1998. Occurrence and possible mechanisms of cleavage site insertions in the avian influenza hemagglutinin gene. In Proceedings of the 4th International Symposium on Avian Influenza (pp. 182-193). Athens, GA, USA.
- Petersen, A., J. S. Anderson, T. Kaewmak, T. Somsiri, and A. Dalsgaard. 2002. Impact of integrated fish farming on antimicrobial resistance in a pond environment. *Applied and Environmental Microbiology*, Vol. 68, pp. 6036-6042.
- Pimentel, D. 2003. Ethanol fuels: energy balance, economics, and environmental impacts are negative. *Natural Resources Research*, Vol. 12, pp. 127-134.
- Pimentel, D. 2004. Ethical issues of global corporatization: agriculture and beyond. *Poultry Science*, Vol. 83, pp. 321-329.
- Pimentel, D. and M. Pimentel. 2003. Sustainability of meat-based and plant-based diets and the environment. *American Journal of Clinical Nutrition*, Vol. 78, pp. 660S-663S.
- Pimentel, D. and M. Pimentel. 2007. *Food, energy and society*. CRC Press, U.S.A.
- Pollan, M. 2002. *Power Steer*. New York Times Magazine, March 31, 2002.
- Pretty, J. N., A. S. Ball, T. Lang, and J. I. L. Morison. 2005. Farm costs and food miles: an assessment of the full cost of the UK weekly food basket. *Food Policy*, Vol. 30, pp. 1-19.
- Pretty, J. N., C. Brett, D. Gee, R. E. Hine, C. F. Mason, J. I. L. Morison, H. Raven, M. D. Rayment, and G. van der Bijl. An assessment of the total external costs of UK agriculture. *Agricultural Systems*, Vol. 65, pp. 113-136.
- Pretty, J. N., C. F. Mason, D. B. Nedwell, R. E. Hine, S. Leaf, and R. Dils. 2003. Environmental costs of freshwater eutrophication in England and Wales. *Environmental Science and Technology*, Vol. 37, pp. 201-208.

- Pretty, J. N., A. D. Noble, D. Bossio, J. Dixon, R. E. Hine, F. W. T. Penning de Vries, and J. I. L. Morison. 2005. Resource-conserving agriculture increases yields in developing countries. *Environmental Science and Technology*, Vol. 40, pp. 1114-1119.
- Qiang, Z., J. J. Macauley, M. R. Mormile, R. Surampalli, and C. D. Adams. 2005. Treatment of antibiotics and antibiotic resistant bacteria in swine wastewater with free chlorine. *Journal of Agricultural Food Chemistry*, Vol. 54, pp. 8144-8154.
- Rabolle, M. and Spliid, N. H. 2000. Sorption and mobility of metronidazole, olaquinox, oxytetracycline and tylosin in soil. *Chemosphere*, Vol. 40, pp. 715-722.
- Raman, D. R., E. L. Williams, A. C. Layton, R. T. Burns, J. P. Easter, A. S. Daugherty, M. D. Mullen, and G. S. Saylor. 2004. Estrogen content of dairy and swine wastes. *Environmental Science and Technology*, Vol. 38, pp. 3567-3573.
- Riethmuller, P. 2003. The social impact of livestock: a developing country perspective. *Animal Science Journal*, Vol. 74, pp. 245-253.
- Rifkin, J. 1997. Beyond beef: the rise and fall of cattle culture. *Tikkun*, Vol. 7, pp. 28-29.
- Rock, M. 1997. *Industry and the environment in ten Asian countries: synthesis report of US-AEP country assessments*. USAID/ANE/US-AEP.
- Rock, M. Buntain, B. Hatfield, J., and Hallgrimsson, B. 2009. Animal-human connections, "one health," and the syndemic approach to prevention. *Social Science and Medicine* 68, 991-995.
- Roe, M. T., and S. D. Pillai. 2003. Monitoring and identifying antibiotic resistance mechanisms in bacteria. *Poultry Science*, Vol. 82, pp. 622-626.
- Rohm, C., Horimoto, T., Kawaoka, Y., Suss, J. and Webster, R. G. 1995. Do hemagglutinin genes of highly pathogenic avian influenza viruses constitute unique phylogenetic lineages? *Virology*, Vol. 33, pp. 664-670.
- Rola, A., Francisco, H. and J. Liguton. 2004. Winning the water war: watersheds, water policies and water institutions. PIDS and PCARRD.
- Rosegrant, M.W., N. Leach, and R.V. Gerpacio. 1999. Alternative futures for world cereal and meat consumption. *Proceedings of the Nutrition Society*, Vol. 58, pp. 219-234.
- Russell, J. B., and J. L. Rychlick. 2001. Factors that alter rumen microbial ecology. *Science*, Vol. 292, pp. 1119-1122.
- Saenz, R. A., H.W. Hethcote, and G. C. Gray. 2006. Confined animal feeding operations as amplifiers of influenza. *Vector-Borne and Zoonotic Diseases*, Vol. 6, pp. 338-346.
- Santos, L. 2008 "Atienza cracks down on polluting establishments." *Manila Standard Today*. Vol 22 (150), MST Vol 4 (128): 1. (accessed 6 August 2008).
- Sapkota, A. R., F. C. Curriero, K. E. Gibson, and K. J. Schwab. 2007. Antibiotic-resistant enterococci and ecal indicators in surface water and groundwater impacted by a concentrated swine feeding operation. *Environmental Health Perspectives*, Vol. 115, pp. 1040-1045.
- Sapkota, A. R., L. Y. Lefferts, S. MacKenzie, and P. Walker. 2007. What do we feed to food-production animals? A review of animal feed ingredients and their potential impacts on human health. *Environmental Health Perspectives*, Vol. 115, pp. 663-670.
- Scherr, S. J., and S. Sthapit. 2009. Farming and land use to cool the planet. In *State of the world 2009: Into a warming world*. The Worldwatch Institute, pp. 30-49.
- Schmidt, A. S., M. S. Bruun, I. Dalsgaard, K. Pedersen and J. L. Larsen. 2000. Occurrence of antimicrobial resistance in fish-pathogenic and environmental bacteria associated with four Danish rainbow trout farms. *Applied and Environmental Microbiology*, Vol. 66, pp. 4908-4915.
- Schiffer, B., A. Daxenberger, K. Meyer, and H. H. D. Meyer. 2001. The fate of trenbolone acetate and melengestrol acetate after application as growth promoters in cattle: environmental studies. *Environmental and Health Perspectives*, Vol. 109, pp. 1145-1151.
- Schiffman, S. S., C. E. Studwell, L. R. Landerman, K. Berman, and J. S. Sundy. 2005. Symptomatic effects of exposure to diluted air sampled from a swine confinement atmosphere on healthy human subjects. *Environmental Health Perspectives*, Vol. 113, pp. 567-576.
- Schulz, U., Fitch, W. M., Ludwig, S., Mandler, J. and Scholtissek, C. 1991. Evolution of Pig Influenza Viruses. *Virology*, Vol. 183, pp. 61-73.

- Sergio, D. M. B., T. H. Koh, L.-Y. Hsu, B. E. Ogden, A. L. H. Goh, and P. K. H. Chow. 2007. Investigation of methicillin-resistant *Staphylococcus aureus* in pigs used for research. *Journal of Medical Microbiology*, Vol. 56, pp. 1107-1109.
- Shea, K. M. 2003. Antibiotic resistance: what is the impact of agricultural uses of antibiotics on children's health? *Pediatrics*, Vol. 112, pp. 253-258.
- Shi, T. and Phee, B. Y. 2008. China's hog market to benefit from greater foreign investment. Available: <http://www.efeedlink.com/ShowDetail/b0403930-1e2f-4a02-a6dd-335294dd4e25.html> (accessed 23 December 2008).
- Sia, A.P., Hungerford, H.R. and Tomera, A.N. 1985/86. Selected predictors of responsible environmental behavior. *The Journal of Environmental Education*, Vol. 17, pp. 31-40.
- Silbergeld, E. K., J. Graham, and L. B. Price. 2008. Industrial food animal production, antimicrobial resistance, and human health. *Annual Review of Public Health*, Vol. 29, pp. 151-169.
- Singer, M. 1994. AIDS and the health crisis of the U.S. urban poor; the perspective of critical medical anthropology. *Social Science & Medicine* 39(7), pp. 931-948.
- Singer, M. 1996. A dose of drugs, a touch of violence, a case of AIDS: conceptualizing the SAVA syndemic. *Free Inquiry Creat Sociology* 24(2): pp. 99-110.
- Smith, D. L., A. D. Harris, J. A. Johnson, E. K. Silbergeld, and J. G. Morris Jr. 2001. Animal antibiotic use has an early but important impact on the emergence of antibiotic resistance in human commensal bacteria. *Proceedings of the National Academy of Sciences*, Vol. 99, pp. 6434-6439.
- Smith, K. E., J. M. Besser, C. W. Hedberg, F. T. Leano, J. B. Bender, J. H. Wicklund, B. P. Johnson, K. A. Moore, and M. T. Osterholm. 1999. Quinolone-resistant *Campylobacter jejuni* infections in Minnesota, 1992-1998. *New England Journal of Medicine*, Vol. 340, pp. 1525-1532.
- Smith, T. C., M. J. Male, A. L. Harper, J. S. Kroeger, G. P. Tinkler, E. D. Moritz, A. W. Capuano, L. A. Herwaldt, and D. J. Diekema. 2009. Methicillin-resistant *Staphylococcus aureus* (MRSA) strain ST398 is present in midwestern U.S. swine and swine workers. *PloS ONE*, Vol. 4, pp. 1-6.
- Smith, M. S., R. K. Yang, C. W. Knapp, Y. Niu, N. M. Peak, M. M. Hanfelt, J. C. Galland, and D. W. Graham. 2004. Quantification of tetracycline resistance genes in feedlot lagoons by real-time PCR. *Applied and Environmental Microbiology*, Vol. 70, pp. 7372-7377.
- Soil Association. 2007. *MRSA in farm animals and meat, a new threat to human health*. Soil Association, UK.
- Sørensen, T. L., M. Blom, D. L. Monnet, N. Frimodt-Møller, R. L. Poulsen, and F. Espersen. 2001. Transient intestinal carriage after ingestion of antibiotic-resistant *Enterococcus faecium* from chicken and pork. *New England Journal of Medicine*, Vol. 345, pp. 1161-1166.
- Subak, S. 1999. Global environmental costs of beef production. *Ecological Economics*, Vol. 30, pp. 79-91.
- Steinfeld, H. 2003. Economic constraints on production and consumption of animal source foods for nutrition in developing countries. *The Journal of Nutrition*, Supplement, pp. 4054S-4061S.
- Steinfeld, H., P. Gerber, T. Wassenaar, V. Castel, M. Rosales, and C. de Hann. 2006. *Livestock's long shadow, environmental issues and options*. Food and Agriculture Organization of the United Nations.
- Stern, P.C., T. Dietz, V.W. Ruttan, R. H. Socolow, and J. L. Sweeney. 1997. *Environmentally Significant Consumption: Research Directions*. National Academies Press, Washington D.C.
- Strauss, S. and H. Bradshaw (eds.) 2003. *The bioengineered forest: challenges for science and society*. U.S.A.
- Taylor, L.H., Latham, S.M. and Woolhouse, S.E. 2001. Risk Factors for Human Disease Emergence. *Philosophical Transactions of the Royal Society B: Biological Sciences*, Vol. 356, pp. 983-989.
- Thiele-Bruhn, S. 2003. Pharmaceutical antibiotic compounds in soils - a review. *Journal Plant Nutrition and Soil Science*, Vol. 166, pp. 145-167.
- Thorne, P. S. 2007. Environmental health impacts of concentrated animal feeding operations: anticipating hazards – searching for solutions. *Environmental Health Perspectives*, Vol. 115, pp. 296-297.
- Tilman, D., K. G. Cassman, P. A. Matson, R. Naylor, and S. Polasky. 2002. Agricultural sustainability and intensive production practices. *Nature*, Vol. 418, pp. 671-677.
- Tilman, D., J. Fargione, B. Wolff, C. D'Antonio, A. Dobson, R. Howarth, D. Schindler, W. H. Schlesinger, D. Simberloff, and D. Swackhammer. 2001. Forecasting agriculturally driven global environmental change. *Science*, Vol. 292, pp. 281-284.

- Tradingmarkets.com. 2008. Goldman Sachs invests in China's pig farms. Available: <http://www.tradingmarkets.com/site/news/Stock News/1803736> (accessed 23 December 2008).
- Tudge, C. 2004. It's a meat market. *New Scientist*, Vol. 18, pp. 2438.
- UNIDO. 1999. Industrial policy and the environment in the Philippines. Report prepared for the Government of the Philippines under UNDP-financed TSS-1 facility.
- Union of Concerned Scientists. 2001. 70 Percent of All Antibiotics Given to Healthy Livestock. Press release. 8 January. Cambridge, MA, USA.
- van Duijkeren, E., R. Ikawaty, M. J. Broekhuizen-Stins, M. D. Jansen, E. C. Spalburg, A. J. de Neeling, J. G. Allaart, A. van Nes, J. A. Wagenaar, and A. C. Fluit. 2008. Transmission of methicillin-resistant *Staphylococcus aureus* strains between different kinds of pig farms. *Veterinary Microbiology*, Vol. 126, pp. 383-389.
- van Belkum, A., D. C. Melles, J. K. Peeters, W. B. van Leeuwen, E. van Duijkeren, X. W. Huijsdens, E. Spalburg, A. J. de Neeling, and H. A. Verbrugh. 2008. Methicillin-resistant and –susceptible *Staphylococcus aureus* sequence type 398 in pigs and humans. *Emerging Infectious Diseases*, Vol. 14, pp. 479-483.
- Vandenesch, F., T. Naimi, M. C. Enright, G. Lina, G. R. Nimmo, H. Heffernan, N. Liassine, M. Bes, T. Greeland, M.-E. Reverdy, and J. Etienne. Community-acquired methicillin-resistant *Staphylococcus aureus* carrying Panton-Valentine leukocidin genes: worldwide emergence. *Emerging Infectious Diseases*, Vol. 8, pp. 978-984.
- Voss, A., F. Loeffen, J. Bakker, C. Klaassen, and M. Wulf. 2005. Methicillin-resistant *Staphylococcus aureus* in pig farming. *Emerging Infectious Diseases*, Vol. 11, pp. 1965-1966.
- U. S. Environmental Protection Agency (USEPA). 2001. Environmental assessment of proposed revisions to the national pollutant discharge elimination system regulation and the effluent guidelines for concentrated animal feeding operations. EPA-821-B-01-001.
- UK Telegraph. 2008. Chinese farmers bring home bacon for banks. <http://www.telegraph.co.uk/finance/economics/2795222/Chinese-farmers-bring-home-bacon-for-banks.html> (accessed 23 December 2008).
- Walker, P., P. Rhubarb-Berg, S. McKenzie, K. Kelling and R. S. Lawrence. 2005. Public health implications of meat production and consumption. *Public Health Nutrition*, Vol. 8, pp. 348-356.
- Wang, L. 2008. International capital taps into China's agricultural sector. Available: <http://www.chinastakes.com/story.aspx?id=576> (accessed 23 December 2008).
- Wang, X. 2005. Diffuse pollution from livestock production in China. *Chinese Journal of Geochemistry*, Vol. 24, pp. 189-193.
- Wang, Y., J. Guo, D. P. Bureau, and Z. Cui. 2006. Replacement of fish meal by rendered animal protein ingredients in feeds for cuneate drum (*Nibea miichthioides*). *Aquaculture*, Vol. 252, pp. 476-483.
- Weber, C. L., and H. S. Matthews. 2008. Food-miles and the relative climate impacts of food choices in the U.S. *Environmental Science and Technology*, Vol. 42, pp. 3508-3513.
- Weerasinghe, C. A. and Towner, D. 1997. Aerobic biodegradation of virginiamycin in soil. *Environmental Toxicology and Chemistry*, Vol. 16, pp. 1873–1876.
- Westergaard, K.; Muller, A. K.; Christensen, S.; Bloem, J.; Sorensen, S. J. 2001. Effects of tylosin as a disturbance on the soil microbial community. *Soil Biology and Chemistry*, Vol. 33, pp. 2061–2071.
- Westerman, P. W., and J. R. Bicudo. 2005. Management considerations for organic waste use in agriculture. *Bioresource Technology*, Vol. 96, pp. 215-221.
- White, D. G., S. Zhao, R. Sudler, S. Ayers, S. Friedman, S. Chen, P. F. McDermott, S. McDermott, D. D. Wagner, and J. Meng. 2001. The isolation of antibiotic-resistant Salmonella from retail ground meats. *New England Journal of Medicine*, Vol. 345, pp. 1147-1154.
- Willems, R. J. L., J. Top, N. van den Braak, A. van Belkum, H. Endtz, D. Mevius, E. Stobberingh, A. van den Bogaard, and Jan D. A. van Embden. 2000. Host specificity of vancomycin-resistant *Enterococcus faecium*. *The Journal of Infectious Diseases*, Vol. 182, pp. 816-823.
- Wilson, S. M., F. Howell, S. Wing, and M. Sobsey. 2002. Environmental injustice and the Mississippi hog industry. *Environmental Health Perspectives*, Vol. 110, pp. 195-201.
- Wilson, B. A., Smith, V. H., deNoyelles Jr., F. and Larive, C. K. 2003. Effects of three pharmaceutical and personal care products on natural freshwater algal assemblages. *Environmental Science and Technology*, Vol. 37, pp. 1713-1719.

- Wilkinson, P., K. R. Smith, M. Joffe, and A. Haines. 2007. A global perspective on energy: health effects and injustices. *Lancet*, Vol. 370, pp. 965-978.
- Windhorst, H. 2006. Changes and trade worldwide in poultry production. *World's Poultry Science Association Journal*, Vol. 62, pp. 505-603.
- Wing, S., S. Freedman, and L. Band. 2002. The potential impact of flooding on confined animal feeding operations in eastern North Carolina. *Environmental Health Perspectives*, Vol. 110, pp. 387-391.
- Wing, S., R. A. Horton, S. W. Marshall, K. Thu, M. Tajik, L. Schinasi, and S. S. Schiffman. 2008. Air pollution and odor in communities near industrial swine operations. *Environmental Health Perspectives*, Vol. 116, pp. 1362-1368.
- Witte, W. 2000. Selective pressure by antibiotic use in livestock. *International Journal of Antimicrobial Agents*, Vol. 16, pp. S19-S24.
- World Bank. 2004. Implementation completion report (SCL-41610 TF-29388) on a loan of U.S.\$120 Million to the Peoples Republic of China for a Heilongjiang agricultural development project. Report no: 30270.
- World Agricultural Supply and Demand Estimates. November 10, 2008. USDA and WAOB.
- World Bank. 2006. Implementation completion report (SCL-45300 TF-29720) on a loan in the amount of U.S. \$93.5 Million to the Peoples Republic of China for a smallholder cattle development project. Report no: 35962.
- World Bank. 2009. Global economic prospects: commodities at the crossroads 2009. DOI: 10.1596/978-0-8213-7799-4.
- World Energy Council. 2007. *Deciding the future: energy policy scenarios to 2050*.
- Worrel, R and Appleby, N. 2000. Stewardship of natural resources: definition, ethical and practical aspects. *Journal of Agricultural and Environmental Ethics*, Vol. 12, pp. 263-277.
- Worosz, M. R., A. J. Knight, C. K. Harris, and D. S. Conner. 2008. Barriers to entry into the specialty red meat sector: the role of food safety regulations. *Southern Rural Sociology*, Vol. 23, pp. 170-207.
- Zhao, Z., Y. Fang, N. G. Love, and K. Knowlton. 2009. Biochemical and biological assays of endocrine disrupting compounds in various manure matrices. *Chemosphere*, Vol. 74, pp. 551-555.
- U. S. Environmental Protection Agency (USEPA). 2001. Environmental assessment of proposed revisions to the national pollutant discharge elimination system regulation and the effluent guidelines for concentrated animal feeding operations. EPA-821-B-01-001.



About the Contributors

Robert A. Kanaly

Department of Genome Systems, Faculty of Bionanoscience
Yokohama City University, Yokohama, Japan
Email: kanaly@yokohama-cu.ac.jp

Lea Ivy O. Manzanero

University of the Philippines Diliman, Quezon City and Asia Pacific Regional Resource Center
for Human Rights Education, Quezon City, Phillipines
Email: leaivy.manzanero@gmail.com

Gerard Foley

Student at the London School of Hygiene and Tropical Medicine, Ireland
Email: gerard.foley@alumni.nuim.ie

Sivanandam Panneerselvam

Department of Philosophy, University of Madras, Chennai, India
Email: sps@md4.vsnl.net.in

Darryl Macer

RUSHSAP, UNESCO Bangkok
Email: d.macer@unesco.org



United Nations
Educational, Scientific and
Cultural Organization

UNESCO Bangkok
Regional Unit for Social and Human Sciences
in Asia and the Pacific

Ethics and Climate Change in Asia and the Pacific (ECCAP) project

