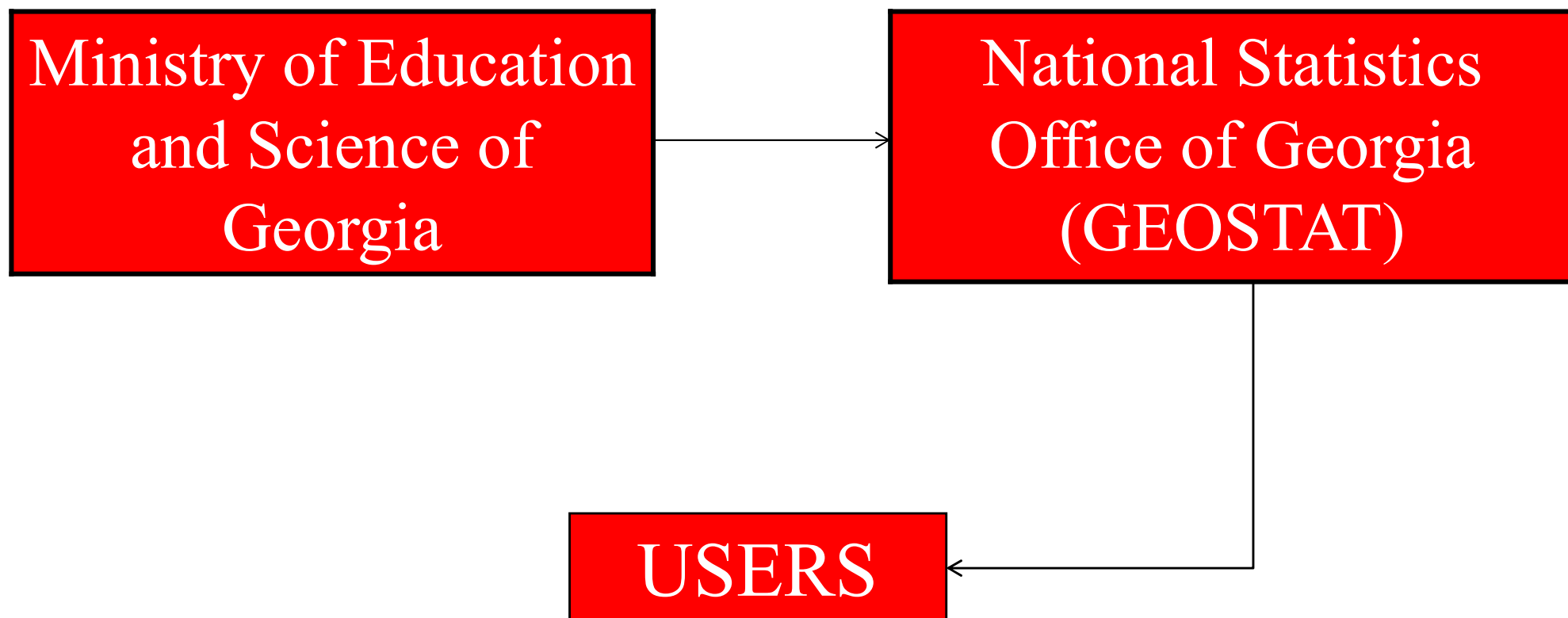




# Education Statistics in Georgia



# Education Statistics in Georgia

Ministry of Education and Science of Georgia

- ✓ Secondary education
- ✓ VET statistics



GEOSTAT

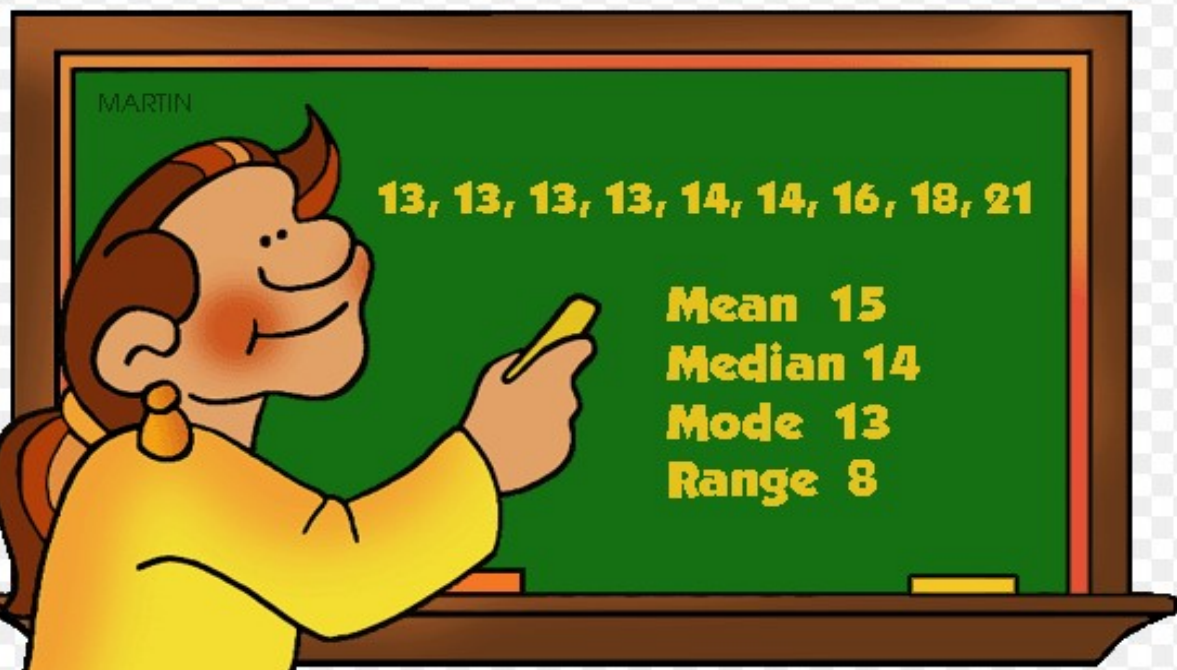
- ✓ Higher Education
- ✓ Pre school Education from 2017

# Education Statistics in Georgia



- Update questionnaire with new indicators in accordance with UNESCO standard;
- Renew list of Institutions;
- Training of representatives of Institutions for completing questionnaire;
- To compose electronic questionnaire with arithmetic and logical controls;

# Education Statistics in Georgia



Statistical Survey  
Questionnaire –  
Data on Higher  
Educational Institutions  
(review attachment).



C E N S U S 2 0 1 4



Area: 69.700 sq.km  
 Population: 3 729.5 thousand persons (as of first of January 2015)  
 Capital: Tbilisi (population 1 118.3 thousand persons)

GDP Real Growth Rate  
 9.4% - 2006, 12.3% - 2007, 2.4% - 2008, -3.7% - 2009, 6.2% - 2010, 7.2% - 2011, 6.4% - 2012, 3.4% - 2013, 4.6% - 2014, 2.8% - 2015\*

GDP Per Capita  
 1763.5 USD - 2006, 2314.6 USD - 2007, 2921.1 USD - 2008, 2455.2 USD - 2009, 2623.0 USD - 2010, 3230.7 USD - 2011, 3523.4 USD - 2012, 3599.6 USD - 2013, 3676.2 USD - 2014, 3743.1 USD - 2015\*

Inflation  
 5.6% - annual (February 2016)

March 21, 2016

**External Merchandise Trade of Georgia in January\_February 2016**

March 21, 2016

**Gross Domestic Product of Georgia, Fourth quarter of 2015**

Archive

**Subscribe to Newsletters**

OK

- [About Us](#)
- [Database](#)
- [Publications](#)
- [Products](#)
- [Methodology](#)
- [Meta-Data](#)
- [Calendar](#)
- [Links](#)
- [Service and Fees](#)
- [Eurostat's Adapted Global Assessment](#)

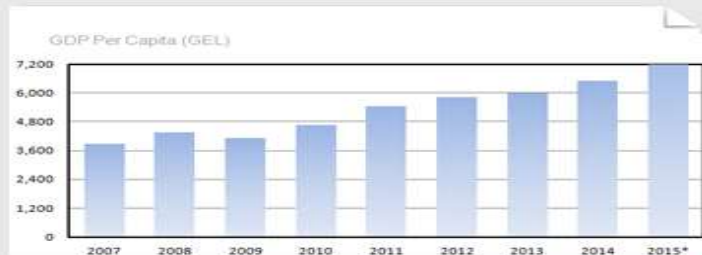
**Main Statistics**

- GDP and Other Indicators of National Accounts
- Price Indices
- External Trade and FDI
- Employment and Wages
- Population
- Standard of Living, Subsistence Minimum
- Justice Statistics
- Healthcare and Social Protection
- Education and Culture
- Business Statistics
- Business Register
- Agriculture, Environment and Food Security
- Industry, Construction and Energy Statistics
- Service Statistics
- Government Finance Statistics
- Monetary Statistics
- IMF SDDS
- Gender Statistics
- Regional Statistics
- Tourism Statistics

**Latest Publications**

March 21, 2016  
**External Merchandise Trade of Georgia in January\_February 2016**

March 21, 2016  
**Gross Domestic Product of Georgia, Fourth quarter of 2015**



**Show Archive**

**2016 March**

Mon	Tue	Wed	Thu	Fri	Sat	Sun
	01	02	03	04	05	06
07	08	09	10	11	12	13
14	15	16	17	18	19	20
21	22	23	24	25	26	27
28	29	30	31			

**HOT LINE**  
 +995 32 2 60 11 60

**PUBLIC INFORMATION**

**ONLINE QUESTIONNAIRES FOR ENTERPRISES**

**MICRODATA DISSEMINATION SYSTEM - NADA COMING SOON**

**PC-AXIS DATABASE**

**DATABASE FOR ANDROID PHONES**

**STATISTICAL BUSINESS REGISTER**

**STRATEGIC PLANS FOR AGRICULTURAL AND RURAL STATISTICS**

**METHODOLOGY PLEASE MAKE A COMMENT**

# Education Statistics in Georgia

By the Law of Georgia on Official Statistics, Chapter VI,  
Article 25:

❖ The Geostat shall be authorized to request from the administrative bodies and other physical and legal entities and receive all the statistical and other information (including confidential information) from them necessary for carrying out its functions.

# Education Statistics in Georgia

❖ Upon the request and according to the legislation of Georgia the administrative bodies shall be obliged to provide the Geostat with the information on physical and private entities (including confidential information) available to them.



# Education Statistics in Georgia

## Software

- for data processing
  - ✓ Excel
  - ✓ Access
- for data distribution
  - ✓ PC Axis Family

# Education Statistics in Georgia



Education Statistics data are published in

- Statistical Yearbook of Georgia;
- On the website – [www.geostat.ge](http://www.geostat.ge)

## KEY INDICATORS

### GEORGIA



**Area:** 69.700 km  
**Population:** 4.4 million (as of first of January 2009)  
**Capital:** Tbilisi (population 1.1 million)  
**GDP Real Growth Rate**  
 12.3% - 2007; 2.3% - 2008; -3.9% - 2009 (preliminary)  
**GDP Per Capita**  
 2314.6 USD – 2009; 2921.1 USD – 2008; 2450.1 USD – 2009 (preliminary)  
**Inflation**  
 3.0% - annual, 2009

### News

May 26, 2010

#### External Trade Tendencies of Georgia in January-April 2010

The main tendencies existing in external trade of Georgia during Janua...

April 23, 2010

#### External Trade Tendencies of Georgia in January- March 2010

The main tendencies existing in external trade of Georgia during Janua...

[Archive](#)

### Main Statistics

GDP and Other Indicators of National Accounts

[Education and Culture](#)

Business Statistics

Price Indices

Business Register

External Trade and FDI

Agriculture, Environment and Food Security

Employment and Wages

Industry and Construction

Population

Service Statistics

Standard of Living, Subsistence Minimum

Government Finance Statistics

Crimes

Monetary Statistics

Healthcare and Social Protection

IMF SDDS

### Latest Publications

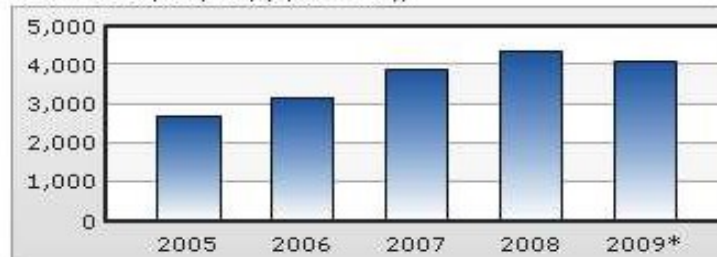
June 15, 2010

#### Foreign Direct Investments in quarter 1, 2010

June 09, 2010

#### Quarterly Bulletin, 2010-I

GDP Per Capita (GEL) (€ preliminary)



### Show Archive

#### 2010 June

Mon	Tue	Wed	Thu	Fri	Sat	Sun
	01	02	03	04	05	06
07	08	09	10	11	12	13
14	15	16	17	18	19	20
21	22	23	24	25	26	27
28	29	30				



## Main Statistics

- [GDP and Other Indicators of National Accounts](#)
- [Price Indices](#)
- [External Trade and FDI](#)
- [Employment and Wages](#)
- [Population](#)
- [Standard of Living, Subsistence Minimum](#)
- [Justice Statistics](#)
- [Healthcare and Social Protection](#)
- [Education and Culture](#)
- [Business Statistics](#)
- [Business Register](#)
- [Agriculture, Environment and Food Security](#)
- [Industry, Construction and Energy Statistics](#)
- [Service Statistics](#)
- [Government Finance Statistics](#)
- [Monetary Statistics](#)
- [IMF SDDS](#)
- [Gender Statistics](#)
- [Regional Statistics](#)
- [Tourism Statistics](#)

## Education


	2008	2009	2011	2012	2013	2014
Enrolment in general education schools, thousands	643.3	624.5	568.5	559.4	553.0	554.0
Enrolment in higher education institutions, thousands	93.6	102.7	95.1	109.5	117.7	124.2
Number of persons working for doctoral degree, persons	1588	2986	4266	3040	3213	3410

- ▶ **General Education**
- ▶ **Professional Education**
- ▶ **Higher Education**

## News

2016-03-21

### External Merchandise Trade of Georgia in January\_February 2016

download 

2016-03-21

### Gross Domestic Product of Georgia, Fourth quarter of 2015

download 

[Archive](#)

## Publications



[Read more](#)

# Education Statistics in Georgia

Collaboration with producer and users:

- Ministry of Education and Science of Georgia
- Governmental and non-Governmental Organizations;
- Scientific Staff;
- International Organizations;
- Public Society;
- Other Users.

# Education Statistics in Georgia

**Thank You for Attention!**

# Education Statistics in Georgia

**Lia Charekishvili,  
Head of Sub-Division of Social  
Infrastructure,  
Social Statistics Division.**

**E-mail: [licha@geostat.ge](mailto:licha@geostat.ge)**