

Distribution limited

**WHC-98/CONF.203/INF.2
Paris, 25 September 1998
Original: English**

**UNITED NATIONS EDUCATIONAL
SCIENTIFIC AND CULTURAL ORGANIZATION**

**CONVENTION CONCERNING THE PROTECTION OF THE
WORLD CULTURAL AND NATURAL HERITAGE**

WORLD HERITAGE COMMITTEE

**Twenty-second session
Kyoto, Japan
30 November - 5 December 1998**

General Information

22nd Session of the World Heritage Committee, UNESCO

Table of Contents

I. General Information	3
1. Conference	3
2. Conference Venue	3
3. Meeting Point	3
4. Airport	3
5. Visa Requirements	3
6. Overseas Travel Accident Insurance	3
7. Exhibition	3
8. Excursion and Optional Tour Information	4
9. Registration	4
10. Contact	4
II. Schedule (tentative)	5
III. Excursion and Optional Tour Information	6
1. Excursion (World Heritage Sites within Kyoto)	6
2. Optional Tour (World Heritage Sites within Nara)	9
IV. Conference Venue	10
V. Accommodations	11
VI. Transportation	14
1. From Kansai International Airport (OSAKA) to JR Kyoto Station	14
2. From JR Kyoto Station to Accommodations	15
3. From Accommodations to Kyoto International Conference Hall	15
VII. Information on Japan	16
1. Visa Requirements	16
2. Formalities after Entering Japan	16
3. Currency	16
4. Postal and Telephone Services	17
5. Dining and Shopping	18
6. Usage of Electronic Goods	18
7. Year-Round Climate in Kyoto	18
VIII. Information on Kyoto	19
1. General Information about Kyoto	19
2. Transportation within Kyoto	20
3. Places of Interest	21
4. Souvenir Guide	25
5. Cuisine	26
IX. Reference Material	27
1. Map of Kyoto	27
2. Kansai International Airport	28
3. Kyoto International Conference Hall	30
4. Restaurants and Coffee Shops in the Vicinity of the Kyoto International Conference Hall (KICH)	33
X. Registration Form	38

22nd Session of the World Heritage Committee, UNESCO

I. General Information

1. Conference

27 November - 28 November 22nd Extraordinary Bureau of the World Heritage Committee
30 November - 5 December 22nd Session of the World Heritage Committee

2. Conference Venue: Kyoto International Conference Hall

Takaraga-ike, Sakyo-ku, Kyoto 606-0001 JAPAN
Phone: +81-(0)75-705-1234

3. Meeting Point: JR Kyoto Station

An information desk for the 22nd Session of the World Heritage Committee will be set up on platform 30, the arrival platform of JR Kansai Airport Express "Haruka," the train connecting Kansai International Airport and Kyoto Station. There, you will be shown to the bus which will take you to your hotel. For further information, please see VI - 2 From JR Kyoto Station to Accommodations.

4. Airport: Kansai International Airport (OSAKA)

Taking a direct flight into Kansai International Airport is recommended. However, participants who cannot get a direct flight into Kansai International Airport should board a domestic flight bound for "OSAKA" from their initial port of entry into Japan.

Note: Two airports service the Kansai area: Kansai International Airport (OSAKA) and Osaka International Airport (ITAMI). Please board a flight bound for Kansai International Airport (OSAKA). Please use the JR Kansai Airport Express "Haruka" from Kansai International Airport to JR Kyoto Station, the meeting point of this conference.

For further information, please refer to VI - 1 From Kansai International Airport (OSAKA) to JR Kyoto Station.

5. Visa Requirements

Nationals from some countries are required to obtain a visa to enter into Japan. For further information, please contact the Japanese Embassy in your country.

6. Overseas Accident Travel Insurance

It is recommended that participants individually purchase some form of overseas travel accident insurance coverage in their own country, prior to coming to Japan. For further information, please contact an insurance company in your country.

7. Exhibition

From 1 December (Monday) through 5 December (Friday), from 10:00-17:00 there will be an exhibition regarding the World Heritage at the Annex of the Kyoto International Conference Hall.

22nd Session of the World Heritage Committee, UNESCO

8. Excursion and Optional Tour Information

Excursions and an optional tour are scheduled on the following dates: 29 November (Sunday), 5 December (Saturday morning) and 6 December (Sunday). Those who wish to participate in these events should indicate as such on the Registration Form provided at the end of this information packet. For the excursion on 29 November, please indicate your first five choices. There is a possibility that we will not be able to accommodate your preferences, contingent upon the number of people that express interest.

9. Registration

- (1) Please fill out the Registration Form in full, with no omissions.
- (2) Please indicate your hotel preferences through your third choice. (We may not be able to accommodate your request, due to the available number of hotel guest rooms.) The Japanese Secretariat will contact you after accommodations are finalized.
- (3) Registration Form should be received by **Tuesday, 10 November**.

Return to:

UNESCO World Heritage Centre

or

Preparation Office for the 22nd World Heritage Committee

Cultural Affairs Department

Ministry of Foreign Affairs of Japan

2-2-1 Kasumigaseki, Chiyoda-ku, Tokyo 100-8919 JAPAN

Facsimile: +81-(0)3-3580-5012

E-mail: whc@infoasia.co.jp

* Registration Forms returned after 10 November should be returned to the Preparation Office for the 22nd World Heritage Committee only.

- (4) Please be sure to register at the conference venue. Upon registration, participants will receive necessary documents and an identification badge. For security reasons, participants are requested to always wear this identification badge. Participants without a badge will not be allowed into the plenary session venue.

10. Contact

For information regarding the 22nd Session of the World Heritage Committee, please contact the following address:

UNESCO World Heritage Centre

7, place de Fontenoy 75352 Paris 07 SP FRANCE

Phone: +33(0)1 45 68 18 76

Facsimile: +33(0)1 45 68 55 70

E-mail: wh-info@unesco.org

Internet: <http://www.unesco.org/whc/>

Note: During the conference of the 22nd Session of the World Heritage Committee (27 November - 5 December).

The Secretariat of the World Heritage Committee will be in session at the conference venue from 9:00, 27 November until 19:00, 5 December. For any communication during the conference, please contact the World Heritage Committee Secretariat at the Kyoto International Conference Hall.

II. Schedule (tentative)

(as of 1 August, 1998)

	11/27 (Fri.)	11/28 (Sat.)	11/29 (Sun.)	11/30 (Mon.)	12/1 (Tue.)	12/2 (Wed.)	12/3 (Thu.)	12/4 (Fri.)	12/5 (Sat.)	12/6 (Sun.)
Morning	<p>8:00-10:00 Registration</p> <p>10:00-12:30 Bureau Meeting (15 min. break)</p>	<p>10:00-12:30 Bureau Meeting (15 min. break)</p>	<p>Visits to World Heritage Sites within Kyoto</p>	<p>8:00-10:00 Registration</p> <p>10:00-11:00 Plenary Session Opening Ceremony</p> <p>11:00-12:30 Plenary Session</p>	<p>10:00-12:30 Plenary Session (15 min. break)</p>	<p>10:00-12:30 Plenary Session (15 min. break)</p>	<p>10:00-12:30 Plenary Session (15 min. break)</p>	<p>10:00-12:30 Plenary Session (15 min. break)</p>	<p>Japanese classical performing arts, etc.</p>	<p>8:30 Visits to World Heritage Sites within Nara (Optional)</p>
Lunch				<p>Reception hosted by the Ministry of Foreign Affairs</p>			<p>(Lunch hosted by the Chairman)</p>	<p>(Reception hosted by the Commissioner for Cultural Affairs of the Agency for Cultural Affairs)</p>		
Afternoon	<p>14:00-18:00 Bureau Meeting (15 min. break)</p>	<p>14:00-18:00 Bureau Meeting (15 min. break)</p>	<p>Visits to World Heritage Sites within Kyoto</p>	<p>14:00-18:00 Plenary Session (15 min. break)</p>	<p>14:00-18:00 Plenary Session (15 min. break)</p>	<p>14:00-18:00 Plenary Session (15 min. break)</p>	<p>14:00-18:00 Plenary Session (15 min. break)</p>	<p>14:00-18:00 Plenary Session (15 min. break)</p>	<p>14:30-17:30 Adoption of Report</p> <p>17:30 Closing</p> <p>17:30-18:00 Joint Press Conference given by WHC and the Chairman</p>	<p>approx. 17:00 Return to Kyoto</p>
Evening					<p>Reception co-hosted by the Governor of Kyoto Prefecture and the Mayor of Kyoto City</p>					

For further information on excursions and the optional tour, please see the next page.

22nd Session of the World Heritage Committee, UNESCO

III. Excursion and Optional Tour Information

1. Excursion

(1) World Heritage Sites within Kyoto

The following seven courses will be available on Sunday, 29 November. From among Courses A - G below, please indicate your top five choices according to preference on the Registration Form. There is a possibility that we will not be able to accommodate your preferences, contingent upon the number of people that express interest.

Course A Kiyomizu Temple → Kyo-oh-gokokuji Temple (Toji Temple)

Schedule	Itinerary
8:30-9:30	Depart from each hotel (tour bus used) Via each hotel (Kyoto Takaragaike Prince Hotel, Miyako Hotel, Kyoto Royal Hotel and ANA Hotel Kyoto)
10:20	Arrive at Kiyomizu Temple
11:45	Leave Kiyomizu Temple
12:20	Lunch (International Hotel Kyoto)
14:00	Leave International Hotel Kyoto
14:15	Arrive at Kyo-oh-gokokuji Temple (Toji Temple)
16:00	Leave Kyo-oh-gokokuji Temple (Toji Temple)
approx. 17:00	Arrive at hotels

Course B Enryakuji Temple → Jishoji Temple (Ginkakuji Temple—Silver Pavilion)

Schedule	Itinerary
7:30-8:30	Depart from each hotel (tour bus used) Via each hotel (Kyoto Takaragaike Prince Hotel, Miyako Hotel, Kyoto Royal Hotel and ANA Hotel Kyoto) (via Hieizan Driveway)
9:30	Arrive at Enryakuji Temple
11:30	Leave Enryakuji Temple
12:20	Lunch (International Hotel Kyoto)
14:00	Leave International Hotel Kyoto
14:30	Arrive at Jishoji Temple (Ginkakuji Temple—Silver Pavilion)
16:00	Leave Jishoji Temple (Ginkakuji Temple—Silver Pavilion)
approx. 17:00	Arrive at hotels

22nd Session of the World Heritage Committee, UNESCO

Course C Nijo Castle → Honganji Temple (Nishi-Honganji Temple)

Schedule	Itinerary
8:30-9:30	Depart from each hotel (tour bus used) Via each hotel (Kyoto Takaragaike Prince Hotel, Miyako Hotel, Kyoto Royal Hotel and ANA Hotel Kyoto)
10:00	Arrive at Nijo Castle
12:00	Leave Nijo Castle
12:20	Lunch (International Hotel Kyoto)
14:00	Leave International Hotel Kyoto
14:10	Arrive at Honganji Temple (Nishi-Honganji Temple)
16:00	Leave Honganji Temple (Nishi-Honganji Temple)
approx. 17:00	Arrive at hotels

Course D Rokuonji Temple (Kinkakuji Temple—Golden Pavilion) → Ryoanji Temple → Ninnaji Temple

Schedule	Itinerary
8:30-9:30	Depart from each hotel (tour bus used) Via each hotel (Kyoto Takaragaike Prince Hotel, Miyako Hotel, Kyoto Royal Hotel and ANA Hotel Kyoto)
10:00	Arrive at Rokuonji Temple (Kinkakuji Temple—Golden Pavilion)
11:45	Leave Rokuonji Temple (Kinkakuji Temple—Golden Pavilion)
12:00	Lunch
13:30	Leave lunch venue
14:00	Arrive at Ryoanji Temple
15:00	Leave Ryoanji Temple
15:10	Arrive at Ninnaji Temple
16:30	Leave Ninnaji Temple
approx. 18:00	Arrive at hotels

Course E Byodo-in Temple → Ujigami Shrine → Daigoji Temple

Schedule	Itinerary
7:30-8:30	Depart from each hotel (tour bus used) Via each hotel (Kyoto Takaragaike Prince Hotel, Miyako Hotel, Kyoto Royal Hotel and ANA Hotel Kyoto)
10:00	Arrive at Byodo-in Temple
11:00	Leave Byodo-in Temple
11:30	Arrive Ujigami Shrine
12:30	Leave Ujigami Shrine
13:00	Lunch
14:00	Leave lunch venue
15:00	Arrive at Daigoji Temple
16:30	Leave Daigoji Temple
approx. 18:00	Arrive at hotels

22nd Session of the World Heritage Committee, UNESCO

Course F Kozanji Temple → Tenryuji Temple

Schedule	Itinerary
8:30-9:30	Depart from each hotel (tour bus used) Via each hotel (Kyoto Takaragaike Prince Hotel, Miyako Hotel, Kyoto Royal Hotel and ANA Hotel Kyoto)
10:30	Arrive at Kozanji Temple
11:30	Leave Kozanji Temple
12:30	Arrive at Tenryuji Temple Lunch: <i>Shojin-ryori</i> (vegetarian cuisine)* Experience <i>Zazen</i> (Zen meditation)
16:30	Leave Tenryuji Temple
approx. 18:00	Arrive at hotels

* *Shojin-ryori* is a type of vegetarian cuisine developed in the Zen monastery, served without any meat or fish products, but instead, with an astonishing array of delicately seasoned vegetables, grains and seaweed, using oil drawn from sesame, beans and vegetables.

Course G Kamowake-ikazuchi Shrine (Kamigamo Shrine) → Kamo-mioya Shrine (Shimogamo Shrine) → Saihoji Temple (Koke-dera)

Schedule	Itinerary
7:30-8:30	Depart from each hotel (tour bus used) Via each hotel (Kyoto Takaragaike Prince Hotel, Miyako Hotel, Kyoto Royal Hotel and ANA Hotel Kyoto)
9:30	Arrive at Kamowake-ikazuchi Shrine (Kamigamo Shrine)
10:30	Leave Kamowake-ikazuchi Shrine (Kamigamo Shrine)
11:00	Arrive at Kamo-mioya Shrine (Shimogamo Shrine)
12:00	Leave Kamo-mioya Shrine (Shimogamo Shrine)
12:20	Lunch (International Hotel Kyoto)
14:00	Leave International Hotel Kyoto
15:00	Arrive at Saihoji Temple (Koke-dera)
16:30	Leave Saihoji Temple (Koke-dera)
approx. 18:00	Arrive at hotels

(2) Japanese classical performing arts, etc.

On Saturday morning, 5 December, a *gagaku* (Japanese classical music) recital at the Heian Shrine and an exhibition on the *Gion Matsuri* (Gion Festival) at the Kyoto Municipal Museum of Art are being scheduled.

(3) Others

During the Conference, opportunities to experience Japanese culture such as *Noh* (traditional Japanese drama with masks) and the tea ceremony are also being scheduled.

22nd Session of the World Heritage Committee, UNESCO

2. Optional Tour (World Heritage Sites within Nara)

After the conclusion of the meeting, on Sunday, 6 December, an optional tour to Nara is scheduled. Participants wishing to take this tour should indicate as such on the Registration Form.

However, please note that arrival back to Kyoto is scheduled for approximately 17:00 (subject to change, contingent upon traffic conditions). Therefore, participants wishing to join this optional tour should extend their stay in Japan through 7 December.

Schedule (tentative)

Schedule	Itinerary
8:30	Leave Kyoto Takaragaike Prince Hotel (tour bus used) (via Miyako Hotel, Kyoto Royal Hotel and ANA Hotel Kyoto)
10:30	Arrive at Todaiji Temple Visit Todaiji Temple (Nandaimon Gate and Daibutsuden—Great Buddha Hall)
11:30	Arrive at Kasuga Taisha Shrine Visit Kasuga Taisha Shrine (Sesha Wakamiya Shrine and Kasuga Taisha Shrine Honsha Honden)
12:30	Lunch (hosted by Nara City) Watch Kasuga-bugaku (Nantogakuso)
14:00	Arrive at Former Site of Heijokyo Palace (Nara Palace Site) Visit Nara Palace Site Museum, Eastern Palace Garden, Suzakumon Gate, etc.
15:00	Leave Former Site of Heijokyo Palace (Nara Palace Site) for Kyoto
approx. 17:00	Arrive at Kyoto Takaragaike Prince Hotel (via Miyako Hotel, Kyoto Royal Hotel and ANA Hotel Kyoto)

22nd Session of the World Heritage Committee, UNESCO

IV. Conference Venue

1. Venue

Kyoto International Conference Hall

Since its opening in May 1966, the Kyoto International Conference Hall has served as the venue for numerous international and domestic meetings throughout the year. Its accomplishments have been highly praised.

The Conference Hall is equipped with restaurants, cocktail lounge, souvenir shop, travel agency and photocopy & fax corner (fee-charged), all on the premises.

2. Address

Takaraga-ike, Sakyo-ku, Kyoto 606-0001 JAPAN

Phone: +81-(0)75-705-1234

Facsimile: +81-(0)75-705-1100

Transportation: Subway Karasuma Line from Kyoto Station to Kokusai-kaikan Station, approximately a seven minute walk from Kokusai-kaikan Station.

3. Conference Rooms

27 November - 28 November 22nd Extraordinary Bureau of the World Heritage Committee
Room D (460m², 128 seats)

30 November - 5 December 22nd Session of the World Heritage Committee
Room A (950m², 370 seats)

4. Exhibition

Date: 1 December - 5 December 10:00-17:00

Place: Annex Hall

Content: Photo exhibit regarding the World Heritage, video screenings on the World Heritage, etc.

Note: For further information, please see IX - 3 Kyoto International Conference Hall and IX - 4 Restaurants and Coffee Shops in the Vicinity of the Kyoto International Conference Hall (KICH).

22nd Session of the World Heritage Committee, UNESCO

V. Accommodations

Throughout the duration of the conference, accommodations will be provided at the following four hotels, all located within Kyoto City.

Please indicate your top three choices, in order of preference, on the Registration Form.

Note: Please note that there are a limited number of guest rooms available at each hotel, therefore, it is possible that we might not be able to accommodate your preferences

No.	Hotel	Single Room (one night stay, room charge only)	Single Room (one night stay, including breakfast)	Twin Room (one night stay, room charge only)	Twin Room (one night stay, including breakfast)	Time to Conference Venue
①	Kyoto Takaragaike Prince Hotel ★★★★			15,000 yen (single occupancy); 9,000 yen (per person, double occupancy)	18,000 yen (single occupancy); 12,000 yen (per person, double occupancy)	5 min. walking
②	Miyako Hotel ★★★★			16,000 yen (single occupancy); 12,500 yen (per person, double occupancy)	17,000 yen (single occupancy); 13,500 yen (per person, double occupancy)	20 min. by car
③	ANA Hotel Kyoto ★★★★	12,500 yen	13,500 yen			25 min. by car
④	Kyoto Royal Hotel ★★★★	12,000 yen	13,000 yen	13,500 yen (single occupancy); 10,500 yen (per person, double occupancy)	14,500 yen (single occupancy); 11,500 yen (per person, double occupancy)	20 min. by car

Note: Hotel accommodation charges as listed above are for one person per night (room charge only or including breakfast, as specified), tax and service charges included.

Cancellation fees are as follows:

Three days prior to reservation: 20%

Morning of reservation: 50%

No notification of cancellation: 100%

From each hotel, with the exception of Kyoto Takaragaike Prince Hotel, bus transportation will be provided to the conference venue every morning. However, when returning to your hotel in the evening, you are kindly asked to take the subway. (You will receive a pre-paid subway card which will cover the costs of subway rides between the conference venue and each hotel.)

For the location of each hotel, please refer to IX - 1 Map of Kyoto.

22nd Session of the World Heritage Committee, UNESCO

1. Kyoto Takaragaike Prince Hotel (<http://www.princehotels.co.jp/>)

- Address: Takaragaike, Sakyo-ku, Kyoto 606-8505 JAPAN
- Phone: +81-(0)75-712-1111
- Facsimile: +81-(0)75-712-7677
- Transportation
From JR Kyoto Station: 30 min. by car; 20 min. by Subway Karasuma Line (get off at Kokusai-kaikan Station, 1 min. walk to the hotel).
To Kyoto International Conference Hall: 5 min. on foot.
- Check-in: 13:00
- Check-out: 12:00
- Restaurants: Japanese, Western and Chinese.
- Number of guest rooms: 322 rooms (Capacity: 658 persons)
- Credit cards accepted: JCB/UC/DINERS/DC/MC/VISA/AMEX.
- Other facilities: Coffee shop, bar, souvenir shop, beauty salon, Japanese tea house and handicapped facilities.

2. Miyako Hotel (<http://www.kcn.or.jp/~kmhc>)

- Address: Sanjo Keage, Higashiyama-ku, Kyoto 605-0052 JAPAN
- Phone: +81-(0)75-771-7111
- Facsimile: +81-(0)75-2490
- Transportation
From JR Kyoto Station: 15 min. by car; 15 min. by Subway Karasuma Line/Tozai Line (change lines at Karasumaoike Station, get off at Keage Station, nearby).
To Kyoto International Conference Hall: 20 min. by car; 20 min. by Subway Tozai Line/Karasuma Line (change lines at Karasumaoike Station and get off at Kokusai-kaikan Station).
- Check-in: 13:00
- Check-out: 11:00
- Restaurants: Japanese, Western, Chinese and others.
- Number of guest rooms: 528 rooms (capacity: 1042 persons)
- Credit cards accepted: JCB/UC/DINERS/DC/MC/VISA/AMEX/NICS/BC and others.
- Other facilities: Coffee shop, bar, shopping arcade, beauty parlor, sauna, indoor swimming pool, tennis court, Japanese tea room, Japanese garden, handicapped facilities and business center.

3. ANA Hotel Kyoto (<http://www.ananet.or.jp/ana-hotels/>)

- Address: Nijojo-mae, Horikawa-dori, Nakagyo-ku, Kyoto 604-0055 JAPAN
- Phone: +81-(0)75-231-1155
- Facsimile: +81-(0)75-231-5333
- Transportation
From JR Kyoto Station: 15 min. by car; 8 min. by Subway Karasuma Line/Tozai Line (change lines at Karasumaoike Station and get off at Nijo-jo-mae Station, 2 min. walk to the hotel).
To Kyoto International Conference Hall: 25 min. by car; 20 min. by Subway Tozai Line/Karasuma Line (change lines at Karasumaoike Station and get off at Kokusai-kaikan Station).
- Check-in: 13:00
- Check-out: 12:00
- Restaurants: Japanese, Western, Chinese and others.
- Number of guest rooms: 303 rooms (capacity: 564 persons)
- Credit cards accepted: JCB/UC/DINERS/DC/MC/VISA/AMEX/NICS/BC and others.
- Other facilities: Coffee shop, bar, shopping arcade, beauty salon, fitness center, sauna, indoor swimming pool, Japanese garden and handicapped facilities.

4. Kyoto Royal Hotel (<http://www.kyoto-royal.co.jp>)

- Address: Sanjyo-agaru, Kawaramachi, Nakagyo-ku, Kyoto 604-8005 JAPAN
- Phone: +81-(0)75-223-1234
- Facsimile: +81-(0)75-223-1702
- Transportation
From JR Kyoto Station: 10 min. by car; 8 min by Subway Karasuma Line/Tozai Line (change lines at Karasumaoike Station and get off at Kyoto-Shiyakusho-mae Station, 1 min. walk to the hotel).
To Kyoto International Conference Hall: 20 min. by car; 18 min. by Subway Tozai Line/Karasuma Line (change lines at Karasumaoike Station and get off at Kokusai-kaikan Station).
- Check-in: 14:00
- Check-out: 11:00
- Restaurant: Japanese, Western, Chinese and others.
- Number of guest rooms: 331 rooms (capacity: 560 persons)
- Credit cards accepted: JCB/UC/DINERS/DC/MC/VISA/AMEX/NICS/BC and others.
- Other facilities: Coffee shop, bar, shopping arcade, beauty salon and handicapped facilities.

VI. Transportation

1. From Kansai International Airport (OSAKA) to JR Kyoto Station

(1) Arrival

- When arriving in Japan, please take a direct flight into Kansai International Airport (OSAKA).
Note: Please note that there are two airports in the Kansai Area; the Kansai International Airport (OSAKA) and the Osaka International Airport (ITAMI). When buying your flight ticket, please buy a ticket bound for Kansai International Airport (OSAKA). If you must change flights at Narita, please arrange to take a domestic flight bound for Kansai International Airport (OSAKA) from Haneda Airport. All entry formalities should be completed at Narita International Airport. An Airport Limousine Bus runs between Narita and Haneda (three buses per hour). The bus fare is 3,000 yen and it takes approximately 75 minutes to get to Haneda Airport (time may vary according to traffic conditions).
- Upon arrival at Kansai International Airport, claim luggage and complete any necessary inspections. The JR Kansai Airport Station is located in the terminal. From there board the JR West Japan line and go to JR Kyoto Station individually.
- The meeting point for this conference is JR Kyoto Station.

(2) Kansai International Airport → JR Kyoto Station

For arrivals on an **international** flight directly into Kansai International Airport (OSAKA):

Participants entering Japan arriving on an international flight directly bound for Kansai International Airport will be arriving at the International Arrivals Lobby on the 1st Floor. Please exit through either the North Exit or the South Exit, and use an escalator or elevator to go to the Domestic Departures & Arrivals Lobby on the 2nd Floor.

For arrivals on a **domestic flight** into Kansai International Airport (OSAKA):

Participants who will enter into Japan via a different international airport, such as Narita, should board a domestic flight bound for Kansai International Airport (OSAKA). Participants will be arriving at the Domestic Departures & Arrivals Lobby on the 2nd Floor.

For all participants:

- From the Domestic Departures & Arrivals Lobby on the 2nd Floor, go through the concourse to the JR Kansai Airport Station. (The blue counter in the back is where the JR ticket vending machines are.)
- Please board the JR Kansai Airport Express “Haruka ” (a direct line connecting Kansai Airport Station and Kyoto Station; all reserved seats) bound for JR Kyoto Station. “Haruka” runs twice an hour.
- There are two kinds of seats (regular seat and Green Car) available on “Haruka.” A one-way ticket to Kyoto is 3,490 yen for a regular seat and 4,220 yen by Green Car.
- After buying a one-way ticket to Kyoto, go through the entrance and use the escalator to go down to the platform. Board the assigned train and get off at the last stop, Kyoto Station. It takes approximately 75 minutes from Kansai Airport Station to Kyoto Station.

(Reference) It takes approximately 2 hours (according to traffic conditions, it may take longer) by car from Kansai International Airport to Kyoto Station. The cost is approximately 34,000 yen by taxi.


Note: For further information on Kansai International Airport, please refer to IX - 2 Kansai International Airport.

22nd Session of the World Heritage Committee, UNESCO

2. From JR Kyoto Station to Accommodations

An information desk for the 22nd Session of the World Heritage Committee will be set up on platform 30, the arrival platform of JR Kansai Airport Express "Haruka." There, you will be shown to the bus which will take you to your hotel.

Note: Participants who arrive at a platform other than platform 30 should also please come to "The 22nd Session of the World Heritage Committee" information desk.



3. From Accommodations to Kyoto International Conference Hall

(1) Transportation from the hotel to the conference venue

From each hotel, with the exception of Kyoto Takaragaike Prince Hotel, bus transportation will be provided to the conference venue every morning.

(2) Transportation from the conference venue to the hotel

We will be giving out a pre-paid subway card which will cover the costs of subway rides between the conference venue and your hotel for you to return to your hotel. Please use this pass to go from Kokusai-kaikan Station on the Karasuma Line to the station closest to your hotel.

- Miyako Hotel:

Kokusai-kaikan Station ——— Karasumaoike Station ——— Keage Station (hotel is by the station)
(Subway Karasuma Line) (Subway Tozai Line, bound for Daigo)

- ANA Hotel Kyoto:

Kokusai-kaikan Station ——— Karasumaoike Station ——— Nijo-jo-mae Station (2 minute walk)
(Subway Karasuma Line) (Subway Tozai Line, bound for Nijo)

- Kyoto Royal Hotel:

Kokusai-kaikan Station ——— Karasumaoike Station ——— Kyoto Shiyakusho-mae Station
(Subway Karasuma Line) (Subway Tozai Line, bound for Daigo) (1 minute walk)

VII. Information on Japan

1. Visa Requirements

Nationals from some countries are required to obtain a visa to enter into Japan. For further information, please contact the Japanese Embassy in your country.

2. Formalities after Entering Japan

(1) Entry formalities:

At the immigration counter, visitors are requested to produce a valid passport and a Disembarkation Card (should be filled in on the plane, prior to arrival) for examination by the immigration inspector.

(2) Customs:

- A visitor carrying goods that have not exceeded the duty-free allowance limit should go to the green inspection counter.
- A visitor carrying goods that have exceeded the duty-free allowance limit should go to the red inspection counter and declare his/her belongings in the following process.

Declaration Process

1) "Declaration of Accompanied Personal Effects and Unaccompanied Articles" form should be presented if any of the following apply to you.

- If you have exceeded the duty-free allowance limit, 1 form is required.
- If you have any firearms, 1 form is required.
- If you have unaccompanied luggage, 2 copies of the form are required.

2) "Report of Physical Transportation of Means of Payment" form should be presented if any of the following apply to you.

- If you transport means of payment (cash, Japanese or foreign currency, traveler's checks, promissory notes and securities) exceeding 1,000,000 yen or its equivalent or precious metal (only more than 90% purity for gold) exceeding 1 kg in total weight.

Prohibited articles

- Opium, ether narcotic drugs and instruments for opium smoking, and stimulants (including Vicks inhalers and Sudafed), psychotropic substances (excluding those designated by an ordinance of the Ministry of Health and Welfare).
- Firearms (pistols, rifles, machine guns), ammunition (bullets) and parts of a pistol.

3. Currency

(1) Unit of currency: yen (¥)

Types

coins	1, 5, 10, 50, 100, 500
notes	1,000, 5,000, 10,000

22nd Session of the World Heritage Committee, UNESCO

(2) Money exchange

Foreign currencies can be exchanged for yen at exchange counters in airports, hotels and banks.

Bank Hours: Business hours typically are Mon.-Fri., 9:00-15:00.

(3) Payment method

Cash is the most typical method of payment.

(4) Credit cards

Credit cards can be used at most hotels, department stores and restaurants, as well as at most stores. However, at some small stores, credit cards may not be accepted.

(5) Traveler's checks

With the exception of hotels and large department stores, traveler's checks are not accepted at most commercial establishments. For foreign currency-denominated traveler's checks, it will be necessary to cash and convert them to yen at a foreign exchange-capable bank, hotel or department store. Yen-denominated traveler's checks can be cashed at banks, hotels or department stores.

Note: Also, personal checks are not accepted.

4. Postal and Telephone Services

(1) Postal services:

International postal rates: postcard 70 yen (uniformly)

letter	up to 25g	① 90 yen	② 110 yen	③ 130 yen
	up to 50g	① 160 yen	② 190 yen	③ 230 yen

Region ① Asia, Guam, Midway

Region ② Oceania, Middle East, North America, Central America, Europe,
the Russian Federation

Region ③ Africa, South America

Stamps may be purchased at postal offices or at hotel reception desks. Please post letters from postal offices or from hotel reception desks, as they need to be weighed in order to determine the correct postal charge. Postcards that have a stamp affixed may be posted from red mailboxes. Postal offices are closed on Saturdays and Sundays. There is no post office at the conference venue.

(2) Telephones:

Phone calls can be made from public telephones. Public telephones are either pink, green or gray. Pink telephones only accept coins, whereas green and gray telephones accept 10 yen coins, 100 yen coins and pre-paid phone cards. Pre-paid phone cards are available from vending machines, hotel shops, kiosks at railway stations, etc. Some public telephones do not accept pre-paid phone cards. Note that change is not returned for a 100 yen coin, even if the call cost less.

22nd Session of the World Heritage Committee, UNESCO

From gray and some green public telephones that indicate "International and Domestic Telephone," international calls can be placed using coins or pre-paid cards. Some telephones will only accept coins when placing an international call. Public telephones which accept credit cards are available in airports and hotels, but they are rare in cities.

How to place a call

Domestic calls:

- 1) Pick up the telephone and insert the coin or pre-paid card into the appropriate slot on the telephone and dial the number. If the call is within the city limit, the city code can be omitted.
- 2) For long distance calls, insert coin or pre-paid card and dial the number beginning from the city code (city code for Tokyo is 03; Kyoto 075; Nara 0742; and Osaka 06).

International calls:

- 1) Direct-dial calls: If placing a call directly, pick up the telephone, and insert a coin or pre-paid phone card and dial an international phone access number+country code+area code+telephone number. International access numbers vary according to phone companies; you can choose from either 001 (KDD), 0041 (ITJ) or 0061 (IDC). (There are rate explanations on some public telephones.) Calls placed from 23:00 until 8:00 are charged at a late-night rate (40% discount).
- 2) Operator-assisted calls: For person-to-person calls or collect calls, dial 0051 (KDD) and you will be connected to an operator.

5. Dining and Shopping

A 5% consumption tax is added to the cost of good and services. There is no custom of tipping in Japan. If the meal cost exceeds 7,500 yen per person, then a 3% special local consumption tax is also levied.

Business hours: Most restaurants and stores are open on Saturdays and Sundays.

Most stores are open from 10:00 - 18:00 while department stores are generally open from 10:00 - 20:00.

6. Usage of Electrical Appliances

Electric current is 60 Hz in Kyoto (the eastern side of Japan is 50 Hz), and the voltage is 100V AC. 2-prong blade type plugs are used.

7. Year-Round Climate in Kyoto

	Jan.	Feb.	Mar.	Apr.	May	June	July	Aug.	Sept.	Oct.	Nov.	Dec.	Year
Average Temperature (°C)	4.0	4.5	7.6	13.9	18.7	22.4	26.5	27.7	23.4	17.1	11.5	6.5	15.3
Average Rainfall (mm)	50.4	65.8	110.6	151.8	153.9	247.6	234.6	142.8	202.6	112.0	69.5	39.8	158.1

VIII. Information on Kyoto

1. General Information about Kyoto

The city of Kyoto is the seat of the capital of Kyoto Prefecture. It is located in the southeastern part of Kyoto Prefecture and experiences cold winters and rather hot summers. Average annual temperature is 15 degrees Celsius (59.4 degrees Fahrenheit). Kyoto receives 1,600 millimeters (63 inches) of rainfall annually. The development of modern industry in Kyoto was slowed in part by its geographical location. The city has no port and has little flat land in its surrounding areas. However, today it comprises part of the Hanshin industrial belt and is home to manufacturing industries, including those producing electrical products, machinery, chemicals and textiles, as well as numerous wholesale and retail businesses. Kyoto has a population of approximately 1,400,000 and covers an area of 610.21 km².

Kyoto (then known as Heiankyo) was the capital of Japan from 794 until 1868, and thus has a deep-rooted connection with the Imperial Family of Japan. The city is home to Kyoto Imperial Palace (the former Imperial Palace), Sento Gosho, Omiya Gosho, Shugaku-in Imperial Villa and Katsura Imperial Villa. Kyoto is a cultural center which, since the Heian Period, has produced representative works in the areas of painting, sculpture, architecture and the industrial arts. Kyoto is home to many shrines, temples and museums, and as of 1 August 1998, Kyoto Prefecture houses 243 national treasures (23% of the national total) and 2,112 important cultural properties (17% of the national total). In addition, Kyoto is a center of education, with 47 universities and junior colleges being located in the area. Kyoto is simultaneously a city of great religious and cultural significance, tourism and education. The older, central part of town boasts a grid-like road system.

The City of Kyoto is currently carrying out various projects aimed at reconciling development of and preservation of the venerable old former capital. These projects include those concerned with the conservation of the beautiful vistas surrounding the city and the development of a favorable residential environment, and the comprehensive development of the traffic system, including highways and subway lines.

Kyoto is a center for the arts of the tea ceremony and flower arranging, as well as being the birthplace of *noh*, *kyogen*, *kabuki* and other traditional performing arts.

- Sister Cities: Paris (France), Boston (USA), Cologne (Germany), Florence (Italy), Kiev (Russia), Xi'an (China), Guadalajara (Mexico), Zagreb (Croatia)
- Main Annual Events:
 - May - Aoi Matsuri (at Shimogamo and Kamigamo Shrines)
 - July - Gion Matsuri (at Yasaka Shrine)
 - August - Daimonji Okuribi (a bonfire is set in the shape of the Chinese character for "big" on the western slope of Mount Nyoigadake)
 - October - Jidai Matsuri (The Festival of Eras) (A festival held at the Heian Shrine which includes a procession depicting the changes which occurred throughout the many periods in the history of Japan from the Heian Period until the Meiji Restoration.)

2. Transportation within Kyoto

(1) Buses:

It is possible to visit most of Kyoto's sightseeing spots by bus. Due to the many different and complicated routes involved, for foreigners, buses are somewhat difficult to use and it is recommended that you carefully check the bus number and destination prior to boarding. There are six different types of buses operating within Kyoto. The Kyoto Municipal Bus is the most convenient type, as it runs through most of Kyoto City and has approximately 100 routes. Kyoto Bus covers the area from the center of Kyoto to Rakusai, Rakuhoku, Ohara and Hieizan. Keihan Bus runs from Sanjo to Rakunan and Kyoto Kotsu Bus connects Oharano and Kameoka. In response to the needs of foreign visitors in the Kyoto area, municipal buses have announcements and maps in English.

- How to use the buses: Wait at the bus stop for a bus traveling the route to your destination. Note that more than one bus number may share the same bus stop. There is no need to raise your hand for the bus to stop. A bus ride within Kyoto City costs 220 yen, which you need to pay as you get off the bus.

(2) Subway and train:

The railway system is also a useful mode of transportation in Kyoto. The municipal subway, the Karasuma Line, runs from Takada Station in south Kyoto through Kyoto Station and goes to Kokusai-kaikan Station in north Kyoto via Shijo Station. The Tozai Line connects Nijo Station with Daigo, located in Rakunan, via Karasumaoike and Sanjyou-Keihan. The Rakuhoku area is serviced by the Eizan Electric Railways and Keifuku Electric Railway. Eizan Electric Railway connects to Keihan Electric Railway at Demachiyanagi Station and runs through to Yase-yuen Station via Ichijoji Station and Shugaku-in Station. Furthermore, the Kurama Line runs to Kibune-guchi and Kurama from Takaragaike Station.

- How to use the trains: Buy a ticket at a vending machine; the fare should correspond to the one printed next to your destination. If you are unsure of what the cost is, ask at a ticket window. Wait at the platform for a train that travels the route to your destination. Keep in mind that there are express trains which do not stop at all stations.

Note: One-Day Pass (for municipal bus and subway) and Free Ticket (for bus only): It is also possible to obtain One-Day Passes or Free Tickets issued by various railway and bus companies.

(3) Taxi:

Make sure to pay the full taxi fare that is displayed on the meter next to the driver. Note that if you ride on highways, any additional highway tolls will be added to this amount.

- Fare: small-size taxis charge 640 yen for the first 2 km with a subsequent 80 yen increase for every additional 385 m; mid-size taxis charge 650 yen for the first 2 km with a subsequent 80 yen increase for every additional 339 m.
- How to ride taxis: Taxis can be halted at taxi stands (at hotels, railway stations, etc.) or flagged down on the street (a red light in the front window indicates availability). Note that the passenger-side back door opens and closes automatically, as it is controlled by the driver.

22nd Session of the World Heritage Committee, UNESCO

3. Places of Interest

Kyo-oh-gokokuji Temple (Toji Temple)/National Treasure *Excursion Course A*

History & Features: The temple was built in the Heian Period and the architecture has Chinese and Indian influences. The five-storied pagoda, Goju-no-to, has become a widely recognized symbol of Kyoto.

Admission Hours: 9:00-16:30

Admission Fee: ¥500

Access: Close to Toji-tomon-mae stop on the City Bus Service route (Bus numbers: 18, Toku 18, 71, 207).
5 minute walk from Toji Station on the Kintetsu Kyoto Railway Line.

Sanjusangen-do

History & Features: The temple was built by Taira no Kiyomori at the request of Emperor Goshirakawa in 1164. The name comes from the 33 spaces between the pillars. It has a seated Kannon with a thousand arms, Senju Kannon Zasho, which is 3.4 meters tall, and 1,000 smaller statues of the same Kannon standing up, Senju Kannon Risho, making a total of 1,001 statues lined up in a row.

Admission Hours: 9:00-16:00

Admission Fee: ¥600

Access: Close to Hakubutsukan Sanjusangen-do-mae stop on the City Bus Service route
(Bus numbers: 100, 206, 208).

Nijo Castle *Excursion Course C*

History & Features: The Tokugawa Shogunate built the castle in 1603 (Edo Period). The castle is facing Horikawa Road and the castle grounds cover an area of about 275,000 square meters. The entire site represents splendid architectural beauty.

Admission Hours: 8:45-17:00

Admission Fee: ¥600

Access: Close to Nijojo-mae Station on the Tozai Subway Line.
Close to Nijojo-mae stop on the City Bus Service route (Bus numbers: 9, 50).

Kamo-mioya Shrine (Shimogamo Shrine) *Excursion Course G*

History & Features: This shrine dates back to the Asuka Period and is one of the oldest shrines in Kyoto.

Admission Hours: 9:00-16:00

Admission Fee: ¥500

Access: Close to Shimogamo-jinja-mae stop on the City Bus Service route (Bus numbers: 4, 205).

Jishoji Temple (Ginkakuji Temple—Silver Pavillion) *Excursion Course B*

History & Features: This was built in 1482 (Muromachi Period) as a villa by Ashikaga Yoshimasa, and was converted into a temple. It is the epitome of the Higashiyama Culture, and represents *shoin-zukuri* style of residential architecture.

Admission Hours: 8:30-17:00; 9:00-16:30 (1 December - 14 March)

Admission Fee: ¥500

Access: Close to Ginkakuji-mae stop on the City Bus Service route (Bus numbers: Kaisoku 5, Toku 5, Toku 32).
Close to Ginkakuji-michi stop on the City Bus Service route (Bus numbers: 5, Toku 5, 17, 32, 203, 204)
and on the Kyoto Bus Service route (Bus number: 20).

22nd Session of the World Heritage Committee, UNESCO

Kiyomizu Temple *Excursion Course A*

History & Features: This temple was built in 780 (Nara Period). In your approach to the temple, you will see Nioh-mon Gate, Sanju-no-to (a three-storied pagoda), Kaisan-do, Hon-do (the Main Hall) and so forth. The Main Hall, standing on a cliff, has a wooden verandah which projects over the cliff, providing a panoramic view of Kyoto and its surrounding areas.

Admission Hours: 6:00-18:00

Admission Fee: ¥300

Access: 15 minute walk from either Kiyomizu-michi or Gojo-zaka stop on the City Bus Service route
(Bus numbers: 100, 206, Toku 207).

15 minute walk from Higashiyama-gojo stop on the Kyoto Bus Service route (Bus number: 18).

Kamowake-ikazuchi Shrine (Kamigamo Shrine) *Excursion Course G*

History & Features: This shrine dates back to the Asuka Period and is one of the oldest shrines in Kyoto.

Admission Hours: 9:00-18:00

Admission Fee: Free

Access: Close to Kamigamo-jinja-mae stop on the Kyoto Bus Service route (Bus numbers: 32, 35, 36, 37) and the City Bus Service route (Bus numbers: 37, 54).

Sanzen-in

History & Features: Kyaku-den, a reception hall of Sanzen-in's Imperial Abbot, and the adjoining Shinden (Imperial Hall) are two buildings within the temple. There are two gardens, Shuheki-en and Yusei-en. The roof of the Main Hall (Hon-do), called the Ojo Gokuraku-in (the Temple of Rebirth in Paradise) is constructed of wood of the persimmon tree. This hall enshrines the statue of Amida Sanzo Zasho.

Admission Hours: 8:30-16:30; 8:30-16:00 (1 December - 28 February)

Admission Fee: ¥550

Access: 10 minute walk from Ohara stop on the Kyoto Bus Service route (Bus numbers: 17, 18) and the City Bus Service route (Bus number: Kita 6).

Rokuonji Temple (Kinkakuji Temple—Golden Pavilion) *Excursion Course D*

History & Features: This was built in 1397 (Muromachi Period) as a villa by Ashikaga Yoshimitsu, and was converted into a temple. With Mt. Daimonji in the background, the temple grounds consists of gardens incorporating the refined and artistic life of the shogun. Beyond the central pond, Kyoko Pond, rises the Golden Pavilion, a gilded three-storied hall. The elegant, harmonious building incorporates three styles of architecture. The first floor is *Shinden-zukuri*, the palace style. The second floor is *Buke-zukuri*, the style of the *samurai* house. The third floor is *Karayo* style or *Zen* temple style. Both the second and third floors are covered with gold-leaf on Japanese lacquer, which reflects the brilliant sunlight.

Admission Hours: 9:00-17:00

Admission Fee: ¥400

Access: Close to Kinkakuji-michi or Kinkakuji-mae stop on the City Bus Service route
(Bus numbers: 52, 59, 205, Toku 205).

22nd Session of the World Heritage Committee, UNESCO

Ryoanji Temple *Excursion Course D*

History & Features: The temple was founded in 1450 (Muromachi Period). The temple is well-known for its rock garden, Sekitei, in which 15 rocks of various sizes are arranged on white sand.

Admission Hours: 8:00-17:00; 8:30-16:30 (1 December - 8 February)

Admission Fee: ¥400

Access: Close to Ryoanji-mae stop on the City Bus Service route (Bus number: 59).

Arashiyama

Points of Interest: The area around Ooikawa (Katsuragawa), Togetsukyo and Nakanoshima is called Arashiyama.

The main area of Arashiyama and Sagano is famous for its cherry blossoms in the spring and vibrant autumn foliage in the fall.

Access: Close to Arashiyama Station on the Keifuku Arashiyama Line.

Close to Arashiyama-mae stop on the City Bus Service route (Bus number: 28) and on the Kyoto Bus Service route (Bus numbers: 71, 72, 73, 80, 87).

Tenryuji Temple *Excursion Course F*

History & Features: In 1339 (Muromachi Period), Ashikaga Takauji requested the erection of the Gozanzenshu Buddhist temple.

Admission Hours: 8:30-17:30; 8:30-17:00 (December - March)

Admission Fee: Free

Access: Close to Arashiyama Station of the Keifuku Arashiyama Railway Line.

Close to Keifuku Arashiyama-eki-mae stop on the City Bus Service route (Bus number: 28) and the Kyoto Bus Service route (Bus numbers: 71, 72, 73, 80, 87).

Heian Shrine

History & Features: The shrine was built in 1895 (28th year of the Meiji Period) to commemorate the 1,100 year anniversary of the foundation of Kyoto. The shrine and its grounds are a reproduction of the Emperor's Palace of ancient Japan. The gaily painted vermilion shrine, and the geometrically concise layout of the site provides us with an image of the refined style of the Heian Period.

Admission Hours: 8:30-17:30; 8:30-17:00 (1 March - 14 March, September and October);
8:30-16:30 (November - February)

Admission Fee: Free entry into the park. Entry into the shrine itself is ¥600.

Access: 3 minutes from Kyotokaikan-Bijutsukan-mae stop on the City Bus Service route
(Bus numbers: 5, 27, 32, 46).

Toei Uzumasa Eigamura Movie Museum

Points of Interest: This is a movie theme park which has a replica of a typical Edo-style town. The theme park covers an area of about 36,000 square meters in which an open set for historical movies has been constructed. You can experience many different aspects of filming at this park.

Admission Hours: 9:00-17:00; 9:30-16:00 (December-February); Closed on New Year's Eve and New Year's Day.

Admission Fee: ¥2,200

Access: 5 minute walk from Uzumasa Station on the Keifuku Arashiyama Railway Line.

Kyoto National Museum

Points of Interest: Continuously since its founding, the museum has exhibited and preserved a range of cultural assets centering on the thousand years of the former capital of Kyoto, and it also supports research activities. There are various types of exhibition rooms for antiquities, porcelain and pottery, sculpture, painting, calligraphy, dyeing and weaving, lacquerwork, and metalwork. The exhibitions are changed every one to three months. In this way, superb articles which are national treasures or important cultural assets are assembled, and are systematically exhibited and explained in each room so that anyone can develop a familiarity with these cultural assets.

Admission Hours: 9:00-16:30 (admission until 16:30); Closed on Mondays (the Museum is open when Monday is a national holiday, then closed the next day) and also closed between 26 December to 3 January.

Admission Fee: ¥400

Access: Close to Higashiyama-Shichijo stop on the City Bus Service route (Bus numbers: 206, 207, Toku 207, 208).
Close to Shichijo Station on the Keihan Electric Railway Ohtoh Line.

The Kyoto City Archaeological Museum

Points of Interest: The Archaeological Museum was opened in November 1979 in order to make widely accessible to the citizenry the important archaeological remains of each Period, which had been discovered in excavation projects. A particularly unique experience is provided by a section where you are actually able to touch Jomon earthenware, unglazed ceramic vessels, roof tiles, etc. Thus, the archaeological relics are not simply viewed through a glass window, but can be experienced through a combination of senses.

Admission Hours: 9:00-17:00 (admission until 16:30); Closed on Mondays (the Museum is open when Monday is a national holiday, then closed the next day) and also closed between 26 December to 3 January.

Admission Fee: Free

Access: Close to Imadegawa-Omiya stop on the City Bus Service route (Bus numbers: 51, Toku 51, 59, 201, 203.)

Kyoto City Library of Historical Documents

Points of Interest: Located on the east side of Kyoto Imperial Palace in a verdant, tranquil spot, opened in 1982. Planned exhibitions and theme exhibitions are held throughout the year so that you can get a concrete feel for the many changes Kyoto has undergone in its long history, through the historical materials.

Admission Hours: 9:00-17:00; Closed Mondays, national holidays, and New Year's holiday (28 December - 3 January)

Admission Fee: Free

Access: Close to Marutamachi Station on the Keihan Electric Railway Ohtoh Line.

Close to Kawaramachi-Marutamachi stop on the City Bus Service route (Bus numbers: 1, 3, 4, 10, 14, 17, Toku 17, 24, 37, 54, 59, Toku 59).

The National Museum of Modern Art, Kyoto

Points of Interest: The National Museum of Modern Art was started as the branch of the National Museum of Modern Art, Tokyo on 27 April 1963. In June of 1967, the museum became the independent National Museum of Modern Art, Kyoto, as it remains today. The museum has focused on craft works, but at the same time, striving to be a complete modern fine art museum has made it possible for the National Museum of Art, Kyoto to offer features not found at other museums.

22nd Session of the World Heritage Committee, UNESCO

Admission Hours: 9:30-17:00; Closed Mondays (the museum is open when Monday is a national holiday, and then closed the next day) and also closed between December 28 to January 4.

Admission Fee: ¥400

Access: Close to Kyotokaikan-Bijutsukan-mae stop on the City Bus Service route
(Bus numbers: 5, Toku 5, 27, 32, 46).

Kyoto Municipal Museum of Art

Points of Interest: This museum has a 60-year history, and has become a place where fine art can be appreciated.

New works are made known to the public and the museum features an outstanding collection of modern Japanese art focusing on works from Kyoto artists since the Meiji Era (1868-1912).

Admission Hours: 9:00-17:00 (admission until 16:30); Closed Mondays (the museum is open when Monday is a national holiday) and New Year's holiday (28 December - 4 January).

Admission Fee: Price depends on the exhibition.

Access: Close to Kyotokaikan-Bijutsukan-mae stop on the City Bus Service route
(Bus numbers: 5, Toku 5, 27, 32, 46).

Gion/Shijo-kawaramachi Districts

Gion: Gion represents one of Kyoto's most interesting and flourishing districts. It takes its name from the Gion Shrine, which was the old name for Yasaka Shrine. On the south side of Shijo-hanami-koji and around Shirakawa-shinbashi on the Shirakawa River side, old teahouses line the street. The lattice doors and the bamboo blinds seem to blend in with the flow of the river, and the scene evokes such a serene and tranquil feeling—such is the atmosphere of Kyoto. You will also find many high-class restaurants in the area.

Shijo-Kawaramachi: This is one of Kyoto's most vibrant districts. It boasts modern boutiques and is a lively shopping area. This area is full of fashion shops and restaurants, and the variety of restaurants and prices are extensive.

Access: Close to Shijo-Kawaramachi stop on the City Bus Service route (Bus numbers: 4, 5, Toku 5, Rin 5, 14, Toku 17, 42, 205).

Close to Gion stop on the City Bus Service route (Bus numbers: 100, 206, Toku 207).

Close to Shijo Station on the Karasama Subway Line.

Close to Kawaramachi Station on the Hankyu Electric Railway Ohtoh Line.

* There are many other museums and art galleries not mentioned above. There are also sites of interest which need prior application and approval for admission which are thus not included above.

* In addition to regular numbered buses, there are different kinds of buses which are designated "Toku" (special), "Kaisoku" (rapid), "Rin" (extra) or "Kita" (north). Please check the bus number and type before you board the bus.

4. Souvenir Guide

Kiyomizu-yaki ceramics: Porcelain produced in Kyoto is known as *Kyo-yaki* and *Kiyomizu-yaki* is the name given to ceramics produced in the Kiyomizu and Gojo area. It is colorful and elegant, characterized by the simple designs of bamboo, maple and other natural illustrations. Many wares such as vases and dishes, covering a wide price range, are produced.

Japanese confections: *Wagashi* is the name given to traditional Japanese confections. Among the defining characteristics of *wagashi* are their distinctive ingredients. The principal ingredient is *an*, a sweet paste made of red *azuki* beans, white bush beans, sugar and water, which was first developed in the Kamakura Period. Wheat flour and rice flour are also used, but dairy products and vegetable oils are not. Instead, ingredients such as walnuts, peanuts and sesame provide oil. Artificial flavoring is not added, and even natural flavorings with strong aromas are avoided. Another characteristic is the way seasonal change is incorporated in the shapes and colors of *wagashi*, as well as in the names chosen for each variety. Since *wagashi* contain no preservatives, it is important that they are eaten within one to two days from the time they are prepared.

Sake (Japanese rice wine): Japanese wine is made of rice and is brewed in a unique Japanese style. Brewing centers are located where there is good water and good rice, and in Kyoto, the Fushimi area is most distinguished for brewing sake.

Nishijin-ori: Woven silk textiles that originate in the Nishijin district of Kyoto City are called *Nishijin-ori*. The unique patterns are especially attractive and they are all hand woven by artisans.

Japanese tea: *Ujicha* is an especially delicious kind of tea produced in the Uji district of Kyoto. Since the Muromachi Period it has been used in tea ceremonies. There are many types, which sell for a range of prices.

Folding fans: *Ogi* are folding fans used to cool oneself off in hot weather, but are also used as part of etiquette and as props in certain dances. Different from Chinese fans, *ogi* were invented in Japan in the early Heian Period. Their distinguishing characteristic is the use of strips of bamboo or other wood as a frame, using the base of the frame as a pivot and affixing paper to the arranged strips. The fan is opened and closed by folding and unfolding. Types and prices of *ogi* are numerous and varied.

5. Cuisine

Kyoto, like other cities in Japan, offers an abundance of Chinese, Korean, French, Italian and other non-Japanese restaurants. As for Japanese food, Kyoto boasts numerous establishments, from restaurants which provide traditional Japanese cuisine (*honzen ryori*, *chakaiseki ryori* and *kaiseki ryori*) to simple eateries, so you will be able to find something that fits your budget. *Sushi*, *tempura*, *sukiyaki*, *shabu-shabu* (thin-sliced beef and vegetables boiled in soup stock then dipped in sauces and spices), *yakitori* and *oden* are typical examples.

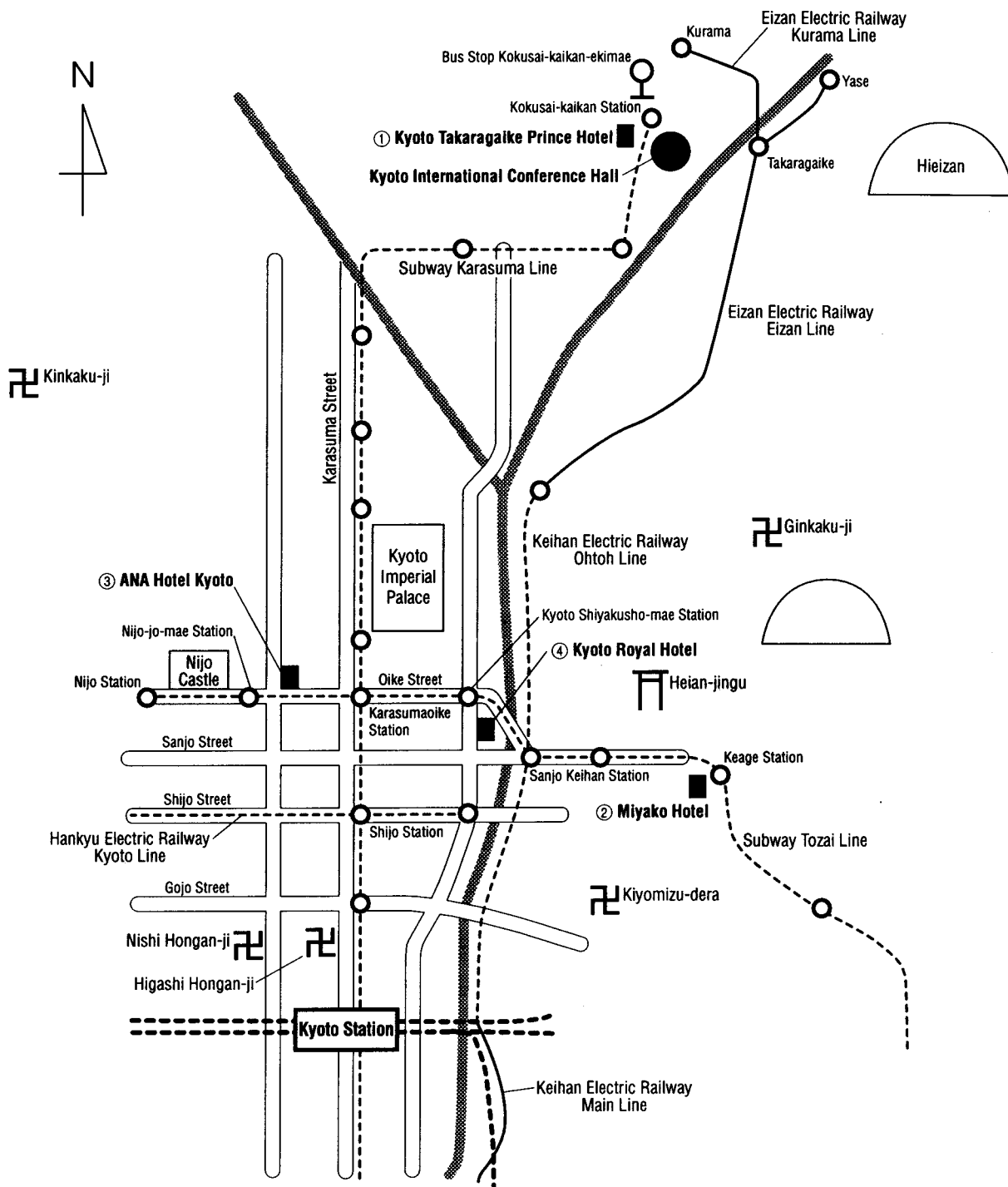
Kyoto is famous for two types of local cuisine: *shojin-ryori* and *tofu-ryori*.

Shojin-ryori developed among the samurai and Buddhist monks (especially the Zen monastery) during the Kamakura Period and later spread to ordinary citizens. It is served without any meat or fish products, but instead draws out the intrinsic flavors of various vegetables, grains and seaweed. Oil is drawn from sesame, beans and vegetables. *Shojin-ryori* came to be eaten at Buddhist rituals as well as at everyday meals. However, you will not find it at an ordinary restaurant.

Try some *yudofu* and savor the simple taste of tofu. This is made by boiling tofu and vegetables in seaweed soup stock. It makes a delicious meal in Kyoto, where the water is really clean. There are also many other tofu dishes to sample at tofu specialty restaurants located all around Kyoto, and these have become quite popular since tofu is highly nutritious and suitable for people who are dieting.

IX - 1

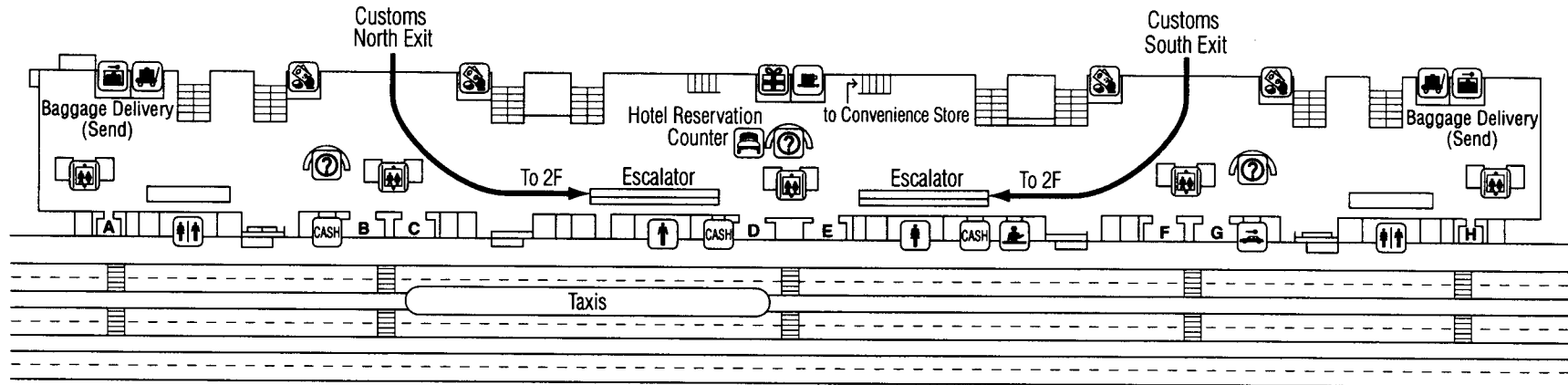
Map of Kyoto



Kansai International Airport

1st Floor

International Arrivals

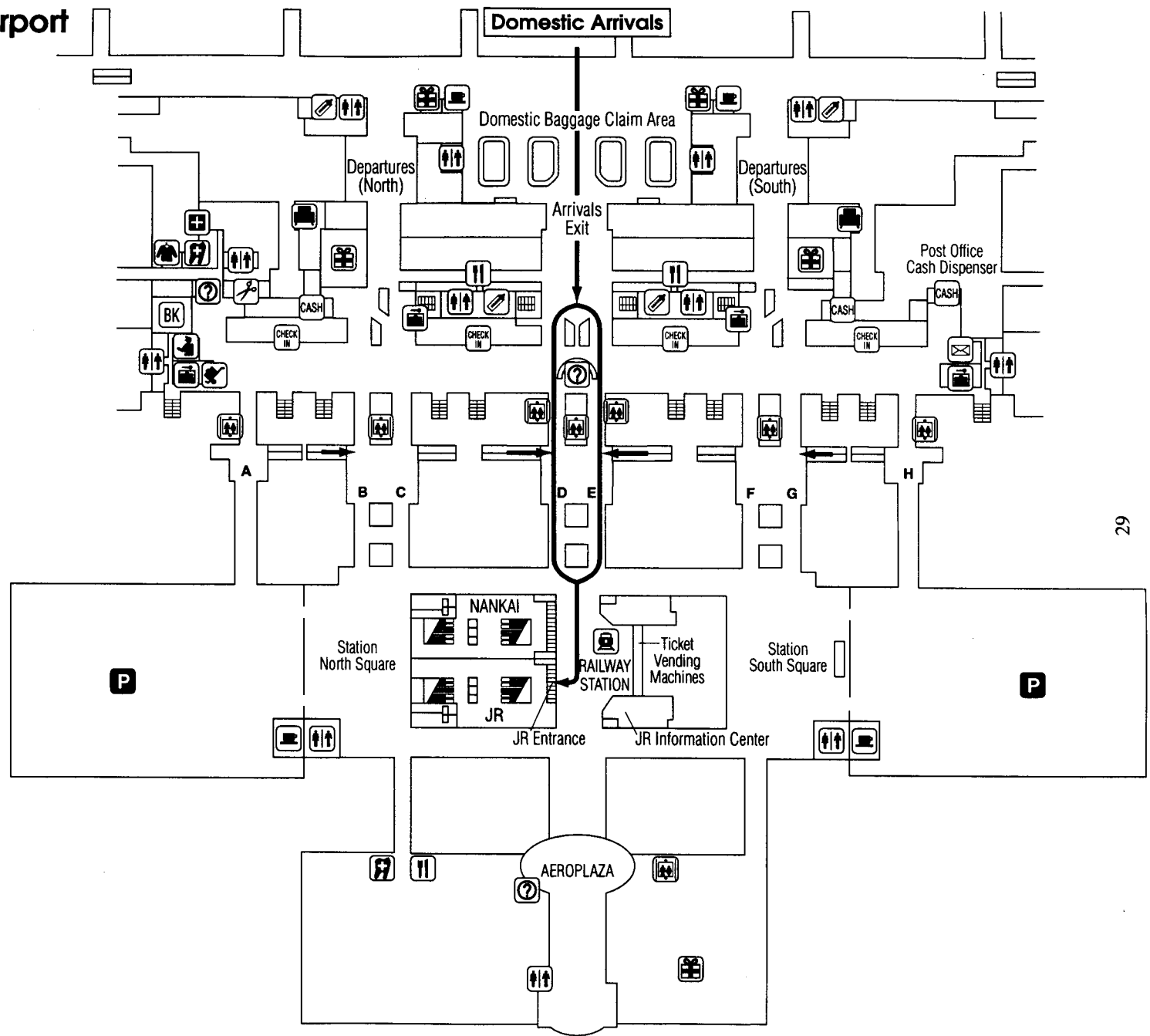


Information	Parking	Cash Machine	Travel Equipment Rental
Information & Overseas travel accident insurance	Restaurants	Bank	Hotel Reservation Counter
Toilets	Shop	Post Office	Kansai Tourist Information Center
Nursery	Coffee Shop	Barber/Beauty Salon	Business Center
Dressing Room / Powder Room	Baggage Storage	Clinic	Rent-A-Car Reception Counter
Check-in Counters	Baggage Delivery	Dentist's Office	
Elevator	Police	VIP Room	
Railway Station	Money Exchange	Laundry	

Kansai International Airport

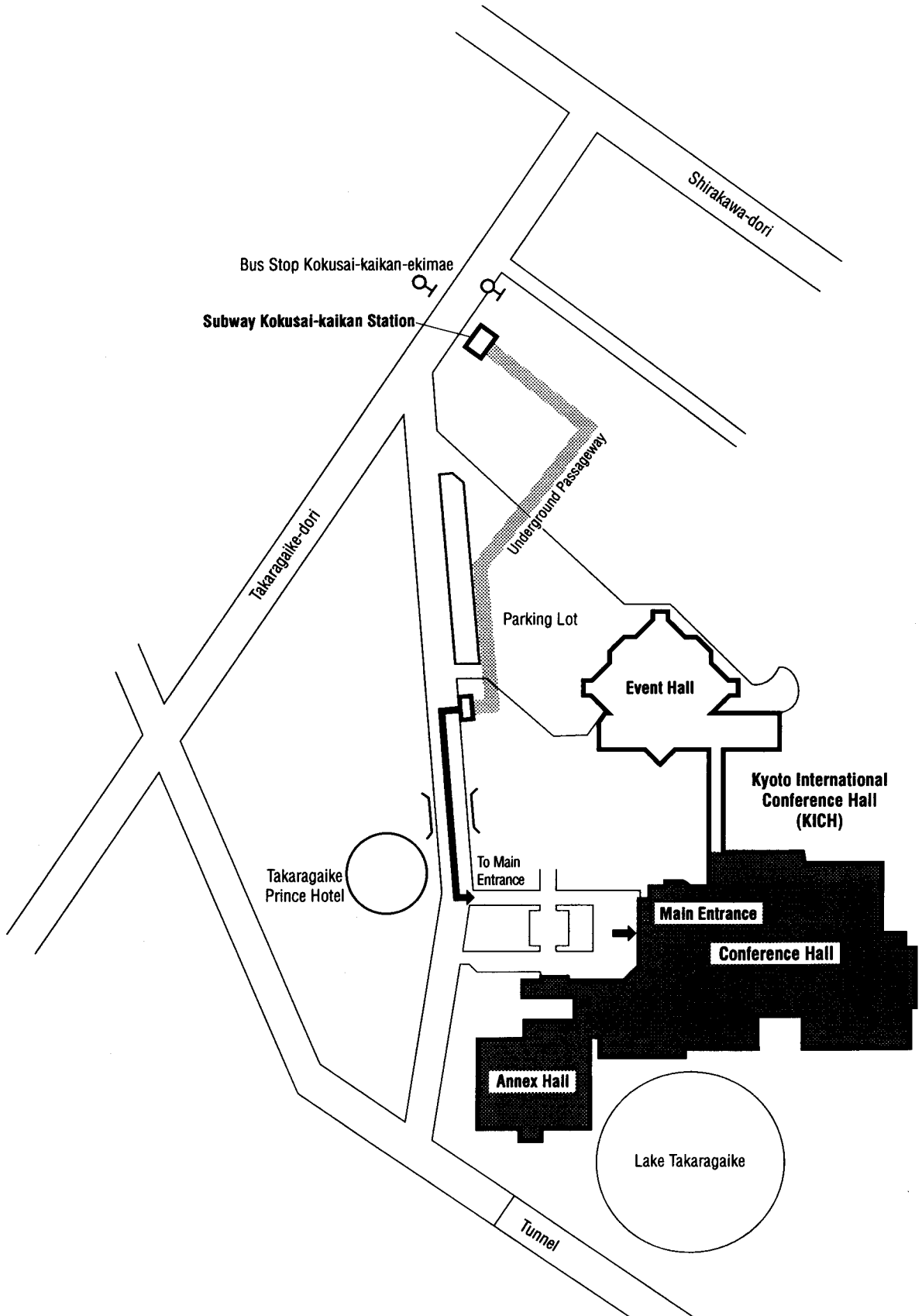
2nd Floor

Domestic Arrivals

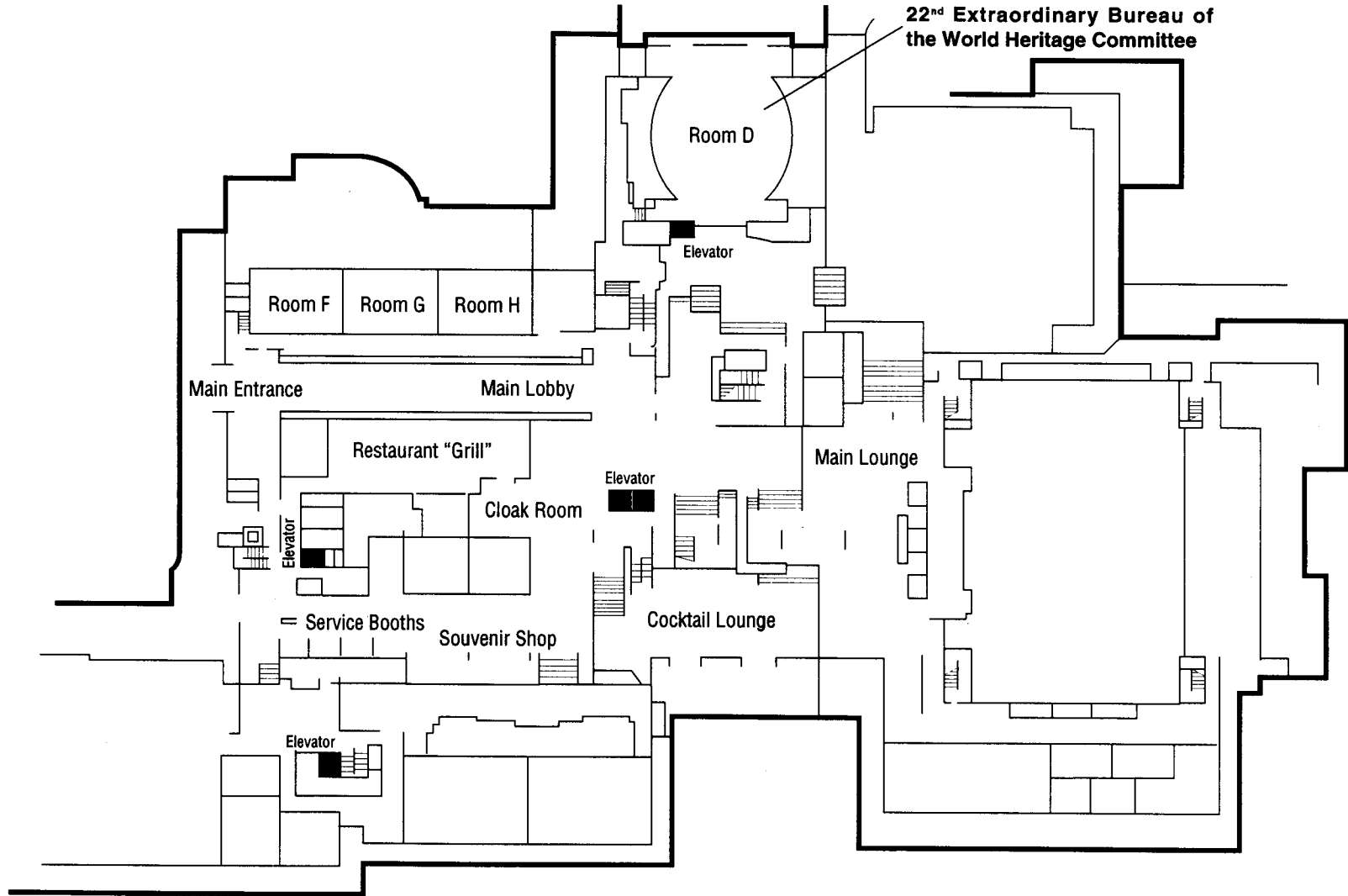


IX - 3

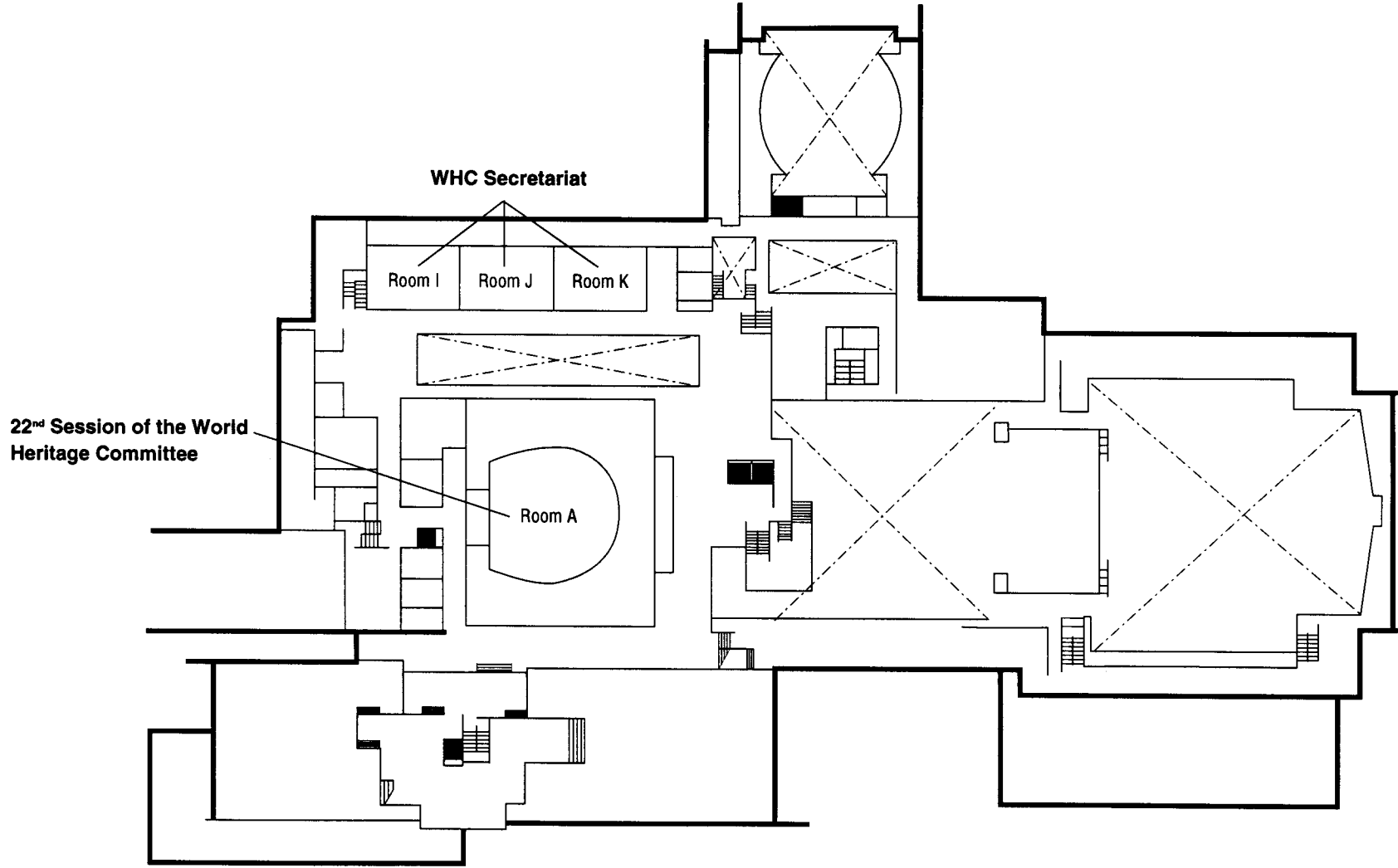
Kyoto International Conference Hall



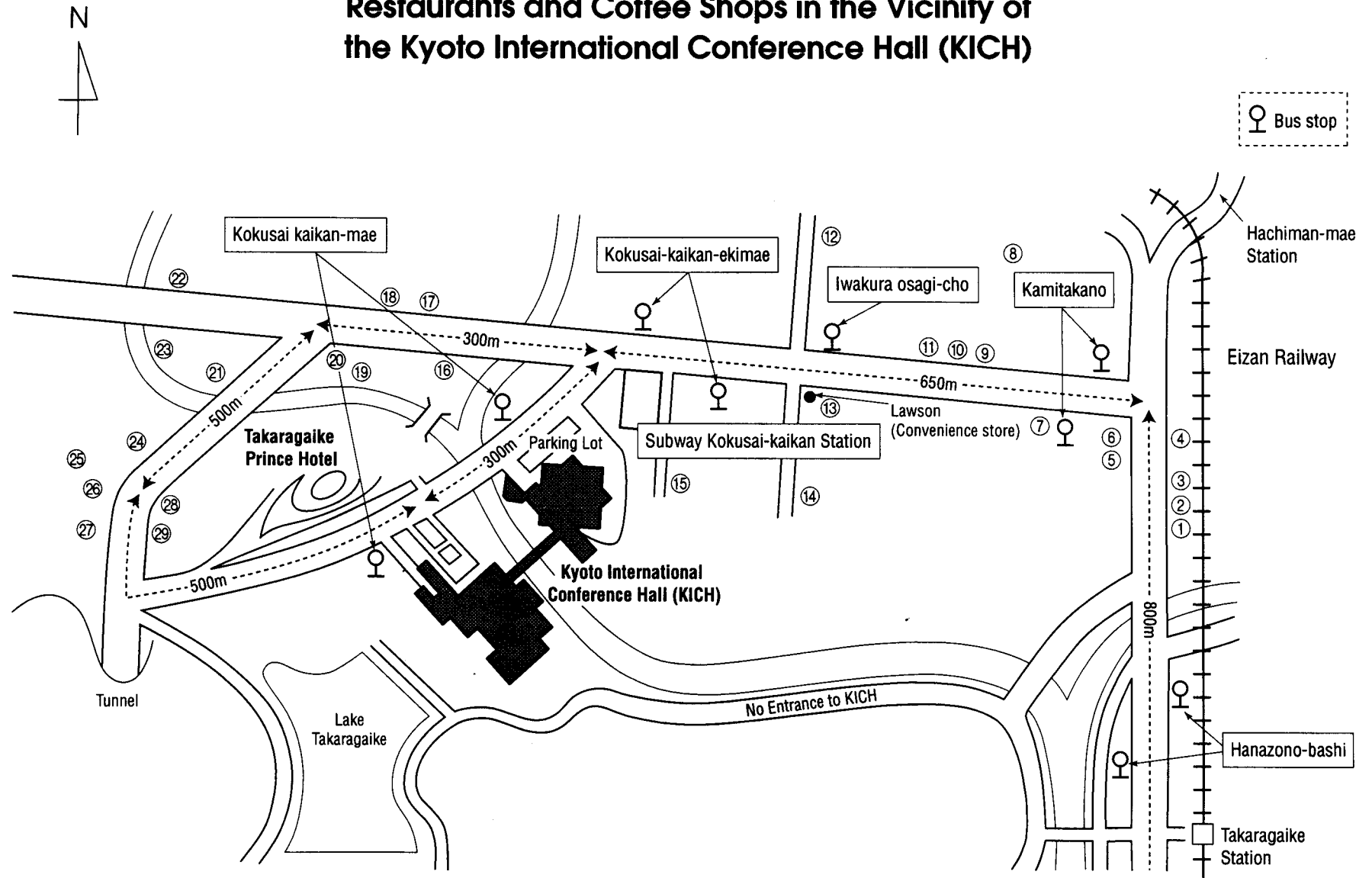
Kyoto International Conference Hall 1st Floor



Kyoto International Conference Hall 2nd Floor



Restaurants and Coffee Shops in the Vicinity of the Kyoto International Conference Hall (KICH)



IX - 4

会議場周辺 レストラン・喫茶店 一覧

List of Restaurants and Coffee Shops in the Vicinity of
the Kyoto International Conference Hall

No.	店名 / 料理	Restaurant / Type of Cuisine	営業時間・定休日・電話番号 Service Hours・Days Closed・ Telephone Number	会議場から Distance from KICH	昼食料金 Average Lunch Price
①	虎角 (ラーメン)	Kokaku (Chinese noodle)	11:30～24:00 月曜定休 Closed: Mondays Tel: 721-2444	徒歩15分 15 min. walk	¥600～
②	笹喜 (日本そば)	Sasaki (Japanese noodle)	11:30～21:30 水曜定休 Closed: Wednesdays Tel: 712-7879	徒歩15分 15 min. walk	¥620～
③	トニー・ローマ (アメリカ料理)	Tony Roma's (American)	11:30～15:00, 17:00～23:00 年中無休 Open everyday Tel: 712-1480	徒歩10分 10 min. walk	¥680～
④	セモリナ (スパゲッティ)	Semolina (Spaghetti)	11:00～22:00 火曜定休 Closed: Tuesdays Tel: 723-5883	徒歩10分 10 min. walk	¥700～
⑤	フォルクス (ステーキ)	Volks (Beef steak)	11:00～24:00 年中無休 Open everyday Tel: 724-5751	徒歩15分 15 min. walk	¥680～
⑥	三田屋 (和風ステーキ)	Sandaya (Japanese-style steak)	11:30～15:00, 17:00～24:00 年中無休 Open everyday Tel: 702-1129	徒歩10分 10 min. walk	¥1,800～
⑦	イタリアントマト (イタリア料理)	Italian Tomato (Italian)	11:00～24:00 年中無休 Open everyday Tel: 791-9977	徒歩10分 10 min. walk	¥800～
⑧	ヴィンサント (イタリア料理)	Vin Santo (Italian)	12:00～14:00, 18:00～ 月曜, 第3火曜定休 Closed: Mondays & 3rd Tuesdays (要予約, Reservation required) Tel: 722-1445	徒歩8分 8 min. walk	¥1,500～
⑨	すかいらく (ファミリーレスト ラン)	Sky Lark (Family restaurant)	Weekdays 10:00～2:00/ Holidays 8:00～2:00 年中無休 Open everyday Tel: 705-2035	徒歩8分 8 min. walk	¥580～
⑩	マクドナルド (ハンバーガー)	McDonald's (Hamburger)	8:00～22:00 年中無休 Open everyday Tel: 712-3939	徒歩8分 8 min. walk	¥130～

22nd Session of the World Heritage Committee, UNESCO

No.	店名 / 料理	Restaurant / Type of Cuisine	営業時間・定休日・電話番号 Service Hours・Days Closed・ Telephone Number	会場から Distance from KICH	昼食料金 Average Lunch Price
⑪	アンジェ (喫茶・洋菓子)	Ange (Coffee shop)	10:00～22:30 年中無休 Open everyday Tel: 711-6289	徒歩5分 5 min. walk	
⑫	グリルタカラ (1F和食/2F洋食)	Grill Takara (1F Japanese / 2F Western)	10:30～20:30 第2、4日曜定休 Closed: 2nd & 4th Sundays Tel: 722-7461	徒歩10分 10 min. walk	¥500～
⑬	グリーンスポット (喫茶・軽食)	Green Spot (Coffee / snack)	10:00～24:00 年中無休 Open everyday Tel: 721-8932	徒歩5分 5 min. walk	¥700～
⑭	ヴァントレドゥ パリ (カジュアルフ レンチ)	Ventre de paris (Casual French)	11:30～14:30, 17:00～21:00 木曜定休 Closed: Thursdays Tel: 722-0999	徒歩10分 10 min. walk	¥1,000～
⑮	じゅんさい (洋食)	Junsai (Western)	11:30～14:00, 17:00～21:30 水曜定休 Closed: Wednesdays Tel: 721-1035	徒歩5分 5 min. walk	¥890～
⑯	八十八騎 (焼肉)	Todoroki Yakiniku (Roasted meat)	11:00～23:00 第3月曜定休 Closed: 3rd Mondays Tel: 721-6696	徒歩7分 7 min. walk	¥600～
⑰	花れん (うどん・そば)	Karen (Japanese noodle)	11:00～15:00, 17:00～20:00 火曜定休 Closed: Tuesdays Tel: 722-3433	徒歩10分 10 min. walk	¥600～
⑱	王将 (中華)	Ohsho (Chinese)	11:30～22:00 年中無休 Open everyday Tel: 721-9183	徒歩10分 10 min. walk	¥400～
⑲	ニフティー (喫茶店)	Nifty (Coffee shop)	12:00～21:00 木曜定休 Closed: Thursdays Tel: 701-5152	徒歩10分 10 min. walk	¥900～
⑳	ドルフ (洋食)	Dorf (Western)	9:00～24:00 年中無休 Open everyday Tel: 722-2367	徒歩10分 10 min. walk	¥1,000～

22nd Session of the World Heritage Committee, UNESCO

No.	店名 / 料理	Restaurant / Type of Cuisine	営業時間・定休日・電話番号 Service Hours・Days Closed・ Telephone Number	会場から Distance from KICH	昼食料金 Average Lunch Price
⑳	ラヴィータ (イタリア料理)	La Vita (Italian)	11:30～15:00, 17:00～21:00 年中無休 Open everyday Tel: 723-5501	徒歩15分 15 min. walk	¥1,500～
㉑	串菊 (串揚げ)	Kushi Kiku (<i>Kushiage</i> fried meat and vegetables on a skewer)	17:00～22:00 水曜定休 Closed: Wednesdays Tel: 724-9058	徒歩15分 15 min. walk	¥1,500～
㉒	エヴァンタイユ (フランス料理)	Eventail (French)	11:30～14:00, 17:30～21:00 月曜定休 Closed: Mondays Tel: 712-0750	徒歩15分 15 min. walk	¥3,000～
㉓	カフェ ビバーチェ (喫茶店)	Café Vivace (Coffee shop)	12:00～24:00 月曜定休 Closed: Mondays Tel: 722-0482	徒歩10分 10 min. walk	¥1,000～
㉔	ホンキートンク (自家製ピザ、 タコス)	Honky Tonk (Homemade pizza, tacos)	13:00～23:00 水曜定休 Closed: Wednesdays Tel: 701-8015	徒歩10分 10 min. walk	¥800～
㉕	馬仙山 (中華料理)	Basenzan (Chinese)	17:00～23:00 火曜定休 Closed: Tuesdays Tel: 721-8360	徒歩10分 10 min. walk	¥800～
㉖	フィフスクラブ (軽食・ビリヤード場)	5th Club (Snack, Pool bar)	15:00～3:00 年中無休 Open everyday Tel: 712-3174	徒歩10分 10 min. walk	
㉗	ラポールム (洋食)	La paume (Western)	11:30～14:30, 17:00～21:30 火曜定休 Closed: Tuesdays Tel: 723-5000	徒歩10分 10 min. walk	¥700～
㉘	ブロッサム (喫茶店)	Blossom (Coffee shop)	10:00～21:00 金曜定休 Closed: Fridays Tel: 721-6743	徒歩5分 5 min. walk	¥950～

22nd Session of the World Heritage Committee, UNESCO

京都宝ヶ池プリンスホテル内

Within the Kyoto Takaragaike Prince Hotel

店名 / 料理	Restaurant / Type of Cuisine	営業時間・定休日・電話番号 Service Hours・Days Closed・ Telephone Number	昼食料金 Average Lunch Price
ボーセジュール (フランス料理)	Beaux Séjours (French)	B 7:00～10:30, L 12:00～15:00, D 17:00～21:00 年中無休 Open everyday Tel: 712-1111(Gen.)	¥2,500～
桃園 (中華料理)	Tohen (Chinese)	12:00～21:00 年中無休 Open everyday Tel: 712-1111(Gen.)	¥2,500～
和食レストラン (寿司、天婦羅)	Japanese Restaurant (Sushi, Tempura)	B 7:00～10:30, L 12:00～15:00, D 17:00～21:00 年中無休 Open everyday Tel: 712-1111(Gen.)	¥5,000～

22nd Session of the World Heritage Committee, UNESCO

Registration Form for the 22nd Session of the World Heritage Committee

Please fill out this form in full and return it by Tuesday, 10 November 1998.

Return to: UNESCO World Heritage Centre

Facsimile: +33(0)1 45 68 55 70

E-mail: wh-info@unesco.org

or

Preparation Office for the 22nd Session of the World Heritage Committee

Cultural Affairs Department, Ministry of Foreign Affairs of Japan

Facsimile: +81-(0)3-3580-5012

E-mail: whc@infoasia.co.jp

Registration Forms returned after 10 November should be returned to the Preparation Office for the 22nd World Heritage Committee only.

Please type or use block letters

NAME	<input type="checkbox"/> Mr. <input type="checkbox"/> Ms. <input type="checkbox"/> Mrs. <input type="checkbox"/> Dr. <input type="checkbox"/> Prof.		
	family name	first name	middle name
COUNTRY			
Organization Name			
Department/Division Name			
Title			

MAILING ADDRESS <input type="checkbox"/> Office <input type="checkbox"/> Residence	Address		
	City	State/Province	
	Country	Postal Code	
	Telephone	Facsimile	
	E-mail		

ACCOMPANYING PERSON	<input type="checkbox"/> Yes. If yes, please complete the information below. <input type="checkbox"/> No.		
NAME	<input type="checkbox"/> Mr. <input type="checkbox"/> Ms. <input type="checkbox"/> Mrs. <input type="checkbox"/> Dr. <input type="checkbox"/> Prof.		
	family name	first name	middle name

ACCOMMODATION	Hotel	Please indicate your top three choices		
		Hotel Name	Type of Room	No. of Room(s) Including Breakfast
	(1)		<input type="checkbox"/> Single <input type="checkbox"/> Twin, 1 person <input type="checkbox"/> Twin, 2 people	<input type="checkbox"/> Yes <input type="checkbox"/> No
	(2)		<input type="checkbox"/> Single <input type="checkbox"/> Twin, 1 person <input type="checkbox"/> Twin, 2 people	<input type="checkbox"/> Yes <input type="checkbox"/> No
	(3)		<input type="checkbox"/> Single <input type="checkbox"/> Twin, 1 person <input type="checkbox"/> Twin, 2 people	<input type="checkbox"/> Yes <input type="checkbox"/> No
	Period of Stay	Check-in (dd / mm / yy) / /	Check-out (dd / mm / yy) / /	

Please note that we might not be able to accommodate you at your first-choice hotel.
 Bus service will be provided from the hotel to the conference venue every morning.
 * Cancellation Fee—Three days prior 20%; Morning of stay 50%; Cancellation without any notice 100%.

22nd Session of the World Heritage Committee, UNESCO

FLIGHT INFORMATION	Arrival Schedule Please advise us of your entire travel itinerary, arriving into Kansai International Airport.					
	Date (dd / mm / yy)	Airline	Flight No.	Time		Route
				leave	arrive	from to
	/ /					
	/ /					
	/ /					
	/ /					Kansai International Airport
	Departure Schedule Please advise us of the departure information for your flight leaving from Kansai International Airport.					
	Date (dd / mm / yy)	Airline	Flight No.	Time		Route
				leave	arrive	from to
/ /					Kansai International Airport	

EXCURSION AND OPTIONAL TOUR	(1) Sunday, 29 November—Kyoto				
	<input type="checkbox"/> Yes, I would like to go on this excursion.		Number of persons _____		
	<input type="checkbox"/> No, I do not wish to go to this excursion.				
	(Please indicate through your fifth choice)				
	No. 1 choice Course No. _____		No. 2 choice Course No. _____		No. 3 choice Course No. _____
	No. 4 choice Course No. _____		No. 5 choice Course No. _____		
	(2) Saturday, 5 December—Japanese Classical Music Recital, etc.				
	<input type="checkbox"/> Yes, I would like to go on this excursion.		Number of persons _____		
	<input type="checkbox"/> No, I do not wish to go on this excursion.				
	(3) Sunday, 6 December—Nara				
<input type="checkbox"/> Yes, I would like to go on this optional tour.		Number of persons _____			
<input type="checkbox"/> No, I do not wish to go on this optional tour.					