

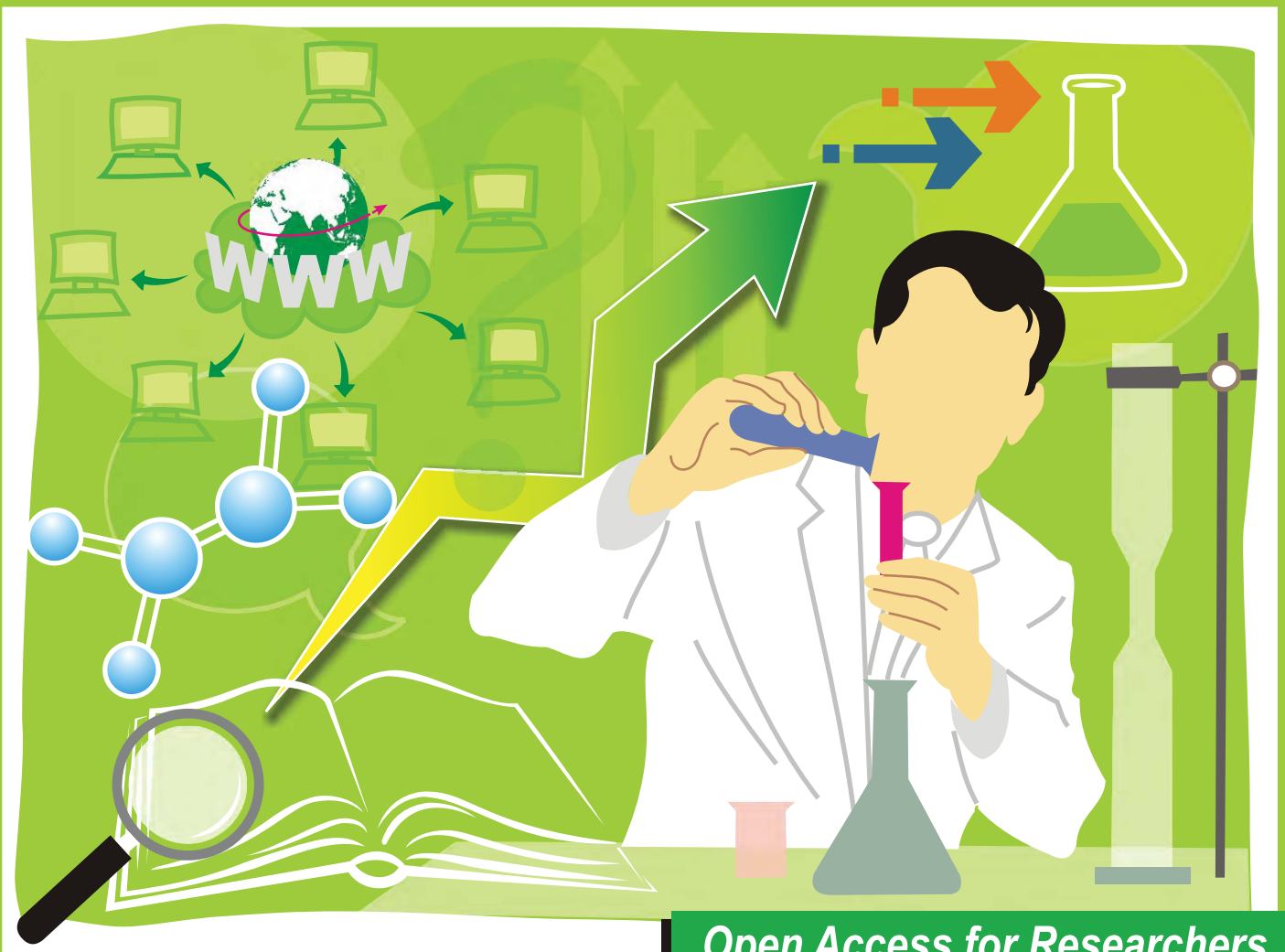


United Nations
Educational, Scientific and
Cultural Organization



5

Sharing Your Work in **Open Access**



Open Access for Researchers



United Nations
Educational, Scientific and
Cultural Organization

Sharing Your Work in Open Access

Module

5

Sharing Your Work in Open Access

UNIT 1

The Publishing Process **5**

UNIT 2

Share Research Results in Open Access **15**



This publication is available in Open Access under the Attribution-ShareAlike 3.0 IGO (CC-BY-SA 3.0 IGO) license (<http://creativecommons.org/licenses/by-sa/3.0/igo/>). By using the content of this publication, the users accept to be bound by the terms of use of the UNESCO Open Access Repository (<http://www.unesco.org/open-access/terms-use-ccbysa-en>).

The designations employed and the presentation of material throughout this publication do not imply the expression of any opinion whatsoever on the part of UNESCO concerning the legal status of any country, territory, city or area or of its authorities, or concerning the delimitation of its frontiers or boundaries. The ideas and opinions expressed in this publication are those of the authors; they are not necessarily those of UNESCO and do not commit the Organization.

Cover design by The Commonwealth Educational Media Centre for Asia (CEMCA)
Printed in PDF

CURRICULUM DESIGN COMMITTEE

Anirban Sarma
UNESCO New Delhi, India

Anup Kumar Das
Jawaharlal Nehru University, India

Barnali Roy Choudhury
CEMCA, New Delhi

Bhanu Neupane
UNESCO, Paris, France

Bojan Macan
Ruder Boškovič Institute Library, Croatia

Dominique Babini
CLACSO, Argentina

Ina Smith
Stellenbosch University, South Africa

Iskra Panevska
UNESCO New Delhi, India

Jayalakshmi Chittoor Parameswaran
Independent Consultant, India

M Madhan
ICRISAT, India

Parthasarathi Mukhopadhyay
Kalyani University, India

Ramesh C Gaur
Jawaharlal Nehru University, India

Sanjaya Mishra
CEMCA, New Delhi, India

Shalini Urs
University of Mysore, India

Sridhar Gutam
Central Institute for Subtropical Horticulture, India

Susan Veldsman
Academy of Science of South Africa, South Africa

Uma Kanjilal
Indira Gandhi National Open University, India

Upali Amarasiri
University of Colombo, Sri Lanka

Žibutė Petrauskienė
Vilnius University Library, Lithuania

MODULE ADVISORS

Ramesh C Gaur
Jawaharlal Nehru University, India

Uma Kanjilal
Indira Gandhi National Open University, India

Project Coordinator

Sanjaya Mishra
CEMCA, New Delhi, India

MODULE PREPARATION TEAM

Writers

Sanjaya Mishra (Unit 1)
CEMCA, New Delhi

Anup Kumar Das (Units 1 & 2)
Jawaharlal Nehru University, India

Chief Editor

Sanjaya Mishra
CEMCA, New Delhi

MODULE INTRODUCTION

This is the last Module of the course on Open Access for researchers. So far you have studied about Open Access, its history, advantages, initiatives, copyrights and licensing, evaluation matrix for research – all in the context of scholarly communication. In this Module with just two units, we would like to help you share your work in Open Access through repositories and journals.

At the end of this module, you are expected to be able to:

- Understand the publication process involved in dissemination of scholarly works;
- Choose appropriate Open Access journals and repositories for sharing research results;
- Use social media to promote personal research work and build reputation.

In Unit 1, we discuss the research publication process at five stages – planning stage, preparing stage, pre-publication stage, publication stage and post-publication stage. We emphasize the importance of social media in sharing and making your work visible to the target groups.

In Unit 2, we focus on sharing your research through OA repositories and Journals. First we discussed the different types of repositories to select and highlighted the steps that you may consider including deposit in your own institutional repositories or in global open repositories. We then discuss the sources of finding and deciding on OA journals. This unit also provides guidance on choosing the right OA journals, as the quality of OA journals is often questioned.

UNIT 1 THE PUBLISHING PROCESS

Structure

- 1.0 Introduction
- 1.1 Learning Outcomes
- 1.2 Research for Publication
 - 1.2.1 Planning Stage
 - 1.2.2 Preparing Stage
 - 1.2.3 Pre-Publication Stage
 - 1.2.4 Publication Stage
 - 1.2.5 Post Publication Stage
- 1.3 Using Social Media
- 1.4 Let Us Sum Up

1.0 INTRODUCTION

In an academic research environment, scholarly communications become central part of the deliberations. Many a times, it your research work and publications that provides you identity in your discipline. Research communications are carried out using certain forms of research literature. Most important ones are peer-reviewed scholarly journals, conference proceedings, research monographs, dissertations and research reports. These types of research literature are popularly known as primary sources or primary literature as they provide first-hand testimony or direct evidence concerning a topic under investigation.

While in Module 1, you have learned about the scholarly communication process, in this unit we will discuss the steps in publishing a research paper. It may be noted that there are variations in practice, but we will discuss a more generic approach in this unit.

1.1 LEARNING OUTCOMES

At the end of this Unit, you are expected to be able to:

- Explain the publication process involved in dissemination of scholarly works;
- Clarify ethical issue related to authorship;
- Select and identify suitable channel for publication of research work;
- Use appropriate social media to share information about the publications and its finding.

1.2 RESEARCH FOR PUBLICATION

In the context of research publications, it is the nature and type of your research that will decide where your publication will be published. Your research work is central to your publications. Also, one particular research may produce several research outputs and therefore, several publications. The nature of these publications can be different depending on the nature of the journal and the audiences that you as the author would like to reach. You may like to share a work in progress in a conference to get comments on the peers, or you may like to publish a review article on related research on the topic of your study. It is also important that as research is carried out in collaboration with others, publications will follow the normal academic practices of sharing authorship with others. However, the type of publication, collaboration, where to publish the work, etc. will be decided by the research work itself. Therefore, we assume that you are working in an area of sufficient interest and potential for publication. Generally, to get published, you should follow a systematic approach. Of course, publication or not is related to the perceived quality of the work.

From the perspective of the publication process, there are five stages:

- Planning Stage
- Preparing Stage
- Pre-Publication Stage
- Publication Stage
- Post Publication Stage

1.2.1 Planning Stage

A research publication is a planned activity. While certainly aspects of research may be attributed to serendipity, publication is not a chance activity. Either you publish or you do not publish. In today's world of publish or perish, it is not possible for any researcher to do research and not publish. Thus, it is important for you to plan your publications that you expect to arise out of your research work. The power balance in the research environment may not always favour a systematic approach to plan for publications, but having clarity about issues related to authorship, type of publication and where you want to publish would certainly help in improving the quality of your work.

- **Authorship:** It is not uncommon to see that authorship is determined by laboratory or departmental politics, where people with power and status decide who receive credits. However, in the interest of the research and ethical practice, it is important to decide the issue of authorship from the beginning, collaboratively. As authorship provides peer recognition and establishes credibility, it is important for any young researcher. However, many a times, it is decided by experience and seniority as to who will be named first in the publication. While different professional associations have guidelines for authorship, we recommend that authorship issues are

decided early in the research work. As a general principle, one who prepared the first draft of the paper is given the first author, and should be the contact. Only those who have contributed to the manuscript significantly need to be given authorship credits. From the authorship issues, many conflicts in professional publications arise due to guest¹ authorship, gift² authorship, and ghost³ authorship. The international Committee of the Medical Journal Editors (ICMJE) recommends that authorship be decided on the basis of the following four criteria⁴:

- 1) Substantial contributions to the conception or design of the work; or the acquisition, analysis, or interpretation of data for the work; AND
- 2) Drafting the work or revising it critically for important intellectual content; AND
- 3) Final approval of the version to be published; AND
- 4) Agreement to be accountable for all aspects of the work in ensuring that questions related to the accuracy or integrity of any part of the work are appropriately investigated and resolved.

Thus, an author is one who demonstrates scholarship through conception, design, execution, and/or analysis and interpretation of data; writes/prepares the draft version, and/or critically revises the manuscript; and finally approves the intellectual content to be published. In a team work, role clarity from the beginning is useful. While different members may do different aspect of the work, each member takes responsibility for the whole of the work. However, who remains the primary contact is a matter of concern, and the general accepted ethical practice is that it should be the one who contributes the most to the work, in terms of scholarly contribution and preparation of the first draft.

- **Type of Publication:** Are you planning a review paper or a conference paper or a journal article? You and your group need to decide the type of the publication. If you are working on a big project, there may be possibility of many publications, including chapter contribution to books. Peer reviewed conference papers are used largely for sharing work in progress and receive comments from peers, while a review paper is largely to document the already published work and help educate others to understand the area of study quickly. Journal article provides relatively stable findings of your work. If your work covers several components that are separate but impact each other, you may like to view each of these for separate publications. Decision to write a paper or not is something that

¹ Guest authors are those, who do not meet the accepted authorship criteria, but are credited due to their seniority and positions.

² Gift authorship refers to listing of those authors, who do not meet the accepted authorship criteria, but are listed in lieu of favour or payments

³ It is a situation, where the author meets the accepted authorship criteria, but is not listed amongst the authors, either by mistake or by design.

⁴ <http://www.icmje.org/recommendations/browse/roles-and-responsibilities/defining-the-role-of-authors-and-contributors.html>

you as a research will make. However, its publication is a matter of its acceptability by peers.

- **Choice of the Channel:** The Channel here is the journal where your work will be most visible. However, every journal has its own scope (in terms of content), style, and periodicity that affect publication. It is said that writing should be integral part of the research, and you should not start writing after research. Thus, deciding on the journal, where you will submit your work for publication would help you prepare your manuscript following the format and standard of the particular journal. Where should you submit your paper for publication? The answer could be – (i) where it is easy to get published, or (ii) where the paper will have most visibility, or (iii) where it will be published early, or (iv) where it will fetch more prestige for the author/s, etc. You or research supervisor may also have a list of journals where you should publish. Thus, the reason for deciding on a particular journal could be many. However, it is importantly demystify some of the concerns related to publishing by your researchers. For the most peer-reviewed journals, the acceptance rate of manuscripts submitted is a matter of concern, as well as pride. Acceptance rate of peer reviewed journals range below 10% to about 70%. So, you may like to see the website of specific journals to understand where you have a better possibility of publication. The journal website will also help you to understand the focus of the journal and whether you should consider the same as an option. You may like to check the Journal Impact Factor or the Journal Ranking⁵ to decide the reputation of the journal and submit paper. Whatever, way you decide, it is important that you do not see publication as a short-cut method. It takes time to get published in peer reviewed journals. Normally, it takes about 6-12 weeks to complete the review process, and then actual publication depends on the periodicity and the carrying capacity⁶ of the journal to get your article published. Remember that publication is a serious work, and should not be considered as a quick print option.

During the planning stage, you should have at least some idea about the above important issues. Clarity about the journal is important for the next stage of preparation of the manuscript.

1.2.2 Preparing Stage

Preparing manuscript for publication is the most important stage in the life of a publication. While this is directly related to the nature of the research work, it is also about the rigour of your writing. We do not offer specific guidance on preparing manuscripts here. But indicate two issues for your consideration:

- **Preparing the Manuscript:** Once you decide where you would submit your work, it is important that you prepare your manuscript accordingly to the journal. Normally, a research paper should have clear title, a short

⁵ <http://www.scimagojr.com/journalrank.php>

⁶ Different journals have different policy on the page length and number of articles to be covered in a issue, and this is referred to as carrying capacity of a journal.

abstract, introduction or statement of the problem explaining why, the research design, findings and discussion, conclusion, references, and appendices, if any. Even if you are an experienced writer, it is always a good practice to review the author guidelines given on the website of the journal. Particular attention should be given to the submission style, reference pattern, etc.

- **Local review before submission:** It is always a good idea to get local opinion on the style, as well as content of the paper from other colleagues before you submit the same to the Editor of a journal. Many a times, small errors, which are overlooked by our team, are identified at this stage and help in improving the quality of your manuscript. This also improves cooperation and possible collaboration in future.

1.2.3 Pre-Publication Stage

Once you submit the paper for publication to the journal, the pre-publication stage activity starts. Depending on the journals policy, this will take about 6 to 12 weeks or more. Important activities within this stage include:

- Acknowledgement of the submission
- Peer review and publication decision
- Revision, if any, and page layout preparation
- Copyright Transfer Agreement, if a non-Open Access journal

We will focus here on two of the activities to give you an overview of the publication process during this stage.

- **Peer Review:** Upon receipt of your manuscript, the Editor quickly makes an assessment of the worth of it to go for peer review. The editor decides who would be the suitable reviewer for the submission. Normally, the editor will have three situations – (i) accept, as is, (ii) accept, with modification; and (iii) reject. The peer review process is the backbone of scientific research and publications. It is voluntary work performed by scholars in all disciplines to help generation and dissemination of knowledge that are worthy, developed using a systematic and reliable approach. It controls standard in a discipline and help weed out works that are antithetical to the dominant paradigm. The peer review system makes the journals a reliable and faithful account of scientific progress. Normally a journal is either single blind review⁷ or double blind review⁸. However, the peer review process is also being questioned as time-consuming and non-transparent in a democratic and online world. Due to the advent of online systems more open ways to reviews are being adopted by journals

⁷ A system where the name of the reviewer is hidden from the author. Reviewer's anonymity reduces the possibility of influencing the decision of the reviewers. However, identification of the author may result in consequential delay in sending reports due to possible conflict of interest in similar areas.

⁸ A system where the name of reviewer and authors, both are hidden. This is the most dominant practice today.

regularly. From your perspective, it is important to wait for the comments of the reviewer and either defend your work or modify your manuscript suitably based on the comments received. While dealing with reviewer comments, give point-by-point response, provide well-reasoned arguments, give attention to details, including data, use careful language, and respect the comments of the reviewer and his/her time. If you receive a rejection notification, never get disheartened. There is room for improvement, and also there are other journals where you can submit your work. Normally, editors will also guide you what to do and where else to look for publishing your work.

- **Copyright Transfer:** Normally, this is the last stage of the publication process, where you are given the page proof of the article to review and read for final corrections, if any, and you are also asked to sign the copyright transfer agreement to enable the publisher to print the same and distribute. Now that you have studied and understood about the importance of Open Access to scientific and scholarly work, it is important for you to read the agreement carefully to know what you can and can't do with your work, once it is published. Most publishers provide this information on their website and PDF of the Copyright Transfer Agreement is also available online. Do check the respective website. However, if you are not satisfied with this, you may like to send a signed Author Addendum⁹ to the publisher. This author addendum asserts your right to reuse your work in future and distribute the work through different means, including through websites and repositories.

1.2.4 Publication Stage

After several rounds of review, assessment, checking and proof reading, your work gets published in a particular issue of the journal. If the journal is also published online, some of the publishers do release an early online version of the paper/work, before the publication of the print version. This version of the paper is normally called the final or the recorded version of the work, which get noticed and cited by others.

1.2.5 Post-Publication Stage

In good old days once a research paper/article gets published, it used to be covered in indexing and abstracting sources, from where other researchers normally searched and accessed specific and particular publications. Today, in the world of digital technologies, and Internet, the scenario has changed, and the post publication stage is most important for the researcher to make an impact. Many researchers feel that they have done the work; it is for others to find the work and see how useful it could be to them. As research gets competitive and research grants scarce, it is important for every researcher to promote his/her work and share the finding with the stakeholders. If you are working in cutting edge technology, bio-medical and industrial areas, post

⁹ SPARC author Addendum is at http://www.sparc.arl.org/sites/default/files/Access-Reuse_Addendum.pdf

publication stage becomes important. We suggest you to be pro-actively undertake the following steps to promote your work:

- Brief your university Public Relation Department to write a press release about your work
- Use social Media to promote your work.

We would emphasize here your use of social media, and provide you some tips on what you should be doing in the post publication stage of your research.

1.3 USING SOCIAL MEDIA

Every discipline has its own network and/or professional bodies. So, it is obvious that you should target your professional network to share your work. Nevertheless, you should also share your work through generic research sharing social networks and other social networking websites. The San Francisco Declaration on Research Assessment (DORA), signed in 2012 by the scientific and researchers communities across the world, has given preference to the article level metrics (ALM) or altmetrics over traditional journal impact factor (JIF)-based assessment of career scientists. The concept of altmetrics explores the potentialities of social media and academic social networks, which helps in increasing global visibility, accessibility and readability of publications shared by the contributing authors. The researchers in the twenty first century are very keen to maintain online researchers' profiles in academic social networking websites. They are also interested in transnational networking through online discussion forums, and peer-to-peer collaborative platforms. While a plenty of general purpose social networking sites are globally available, some online social networks are meant for academics and researchers. Academic social networking websites facilitate creation of online groups for discussion based on particular research interests. Table 1 provides an indicative list of social networking websites that facilitate networking of academics and researchers. All these social networking websites facilitate researchers in building their public profiles – listing their research publications, research projects, research positions or training. While ResearchGate.net, Academia.edu, Linkedin.com and few others facilitate user-to-user interactions and e-collaborations through e-groups; getCITED.org, SSRN.com and few others don't have such web 2.0 features. Further details of some of these academic social networks are available in the following sub-sections.

Table 1: Personalized Public Profile of Researchers in Academic Social Networking Sites

Website	Functionalities
Acadmica.edu	Academic social networking; Public profile listing research publications, research projects, research positions and training; Self-archiving published un-published and forthcoming publications.
CiteULike.org	Online reference manager; Public sharing of publications within a researchers' group.
Getcited.org	Academic social networking; Self-archiving published un-published and forthcoming publications.
Google Scholar Citations	Citations tracking; Online reference manager.
ImpactStory.org	Citations tracking; Public profile listing research publications and research presentations Article level metrics of your publications.
Linkedin.com	Professional social networking; Public profile listing research publications, research projects, research positions and training.
Mendeley.com	Online reference manager; Public sharing of publications within a researchers' group.
ORCID.org	Authors' registry with unique identifiers; Public profile listing research publications.
ResearcherID.com	Authors' registry with unique identifiers; Public profile listing research publications.
ResearchGate.net	Academic social networking; Public profile listing research publications, research projects, research positions and training; Self-archiving published un-published and forthcoming publications.
Researchblogging.org	Site providing blog space for research work; All discipline covered
SkillsPages.com	Professional social networking; Finding skilled people.
SlideShare.net	Public sharing of presentation slides, visual documents and publications.
Zotero.org	Online reference manager; Public sharing of publications within a researchers' group.
SSRN.com	Self-archiving published un-published and forthcoming publications; Public profile listing research publications within a special group of social science researchers.

Apart from considering joining any of the above platforms, for sharing your work and building your research profile, we suggest you to consider the following:

- **YouTube¹⁰**: Research today is not all about text alone. It is also about sharing your work and allowing others know how you did your work. Once your work is accepted and published, consider sharing a short video of your work. Ideally, you should plan about using video to promote your work, and for this you can use any simple digital camera to record some of your work in process/progress. Catching your work in action gives a sense of the difficulty/challenges in carrying out the work or demonstrates the methodology to the audience. YouTube has become a great place to share your work with others.
- **Facebook¹¹**: You may like to use the world's most used social networking site for sharing your video and information about your published work. While this helps to reach more people, if your work is already in open access, sharing the link there will help them to read your work.
- **Twitter¹²**: This is a micro-blogging site that allows you to update your status in 140 characters. It is one of the most popular ways to remain networked and share opinions about some aspect of our life, including scientific and scholarly achievements. You can share information about publication of your work, and also in a series of status post, you can share the finding. If you want to have discussion and all comments from other users to be gathered at one place, you may like to create a Hashtag (#).
- **Blogging**: There are many blogging sites that enable you to create your free blogs. You may also like to create a paid blog site for your research or your research team to share your work. Blogging is used in many ways by scholars and scientists. Research Blogging¹³ is space where users not only share abstracts their work, but also share news appeared in other sites. You can use blogging as an option to continuously write about your work, and thereby connect with the people who are working in the similar areas.

You will also note that use of social networking is becoming an important tool in measuring the impact of your work in recent times. For example a typical Almetric score include mention in news, twitter, blogs, google+, Facebook, etc.

1.4 LET US SUM UP

In this unit, you have learned about availability of different channels of scholarly communications – particularly which are communicating primary research literature. We discussed the different stages of research publication, and highlighted the issues at different stages for you to take note. We emphasized that the scholarly communication process is changing, and the use of social media for sharing your work and also for disseminating the impact of

¹⁰ <https://www.youtube.com/>

¹¹ <https://www.facebook.com/>

¹² <https://twitter.com/>

¹³ <http://researchblogging.org/>

the work to the stakeholders is rising. While we discussed the ethical issues related to authorship, and choice of publication channel in the pre-publication stage, we emphasized use of video sharing site, social networking site and blogging as main tools to share your work. Besides, we have also indicated a list of social networking site for researchers.

ONLINE VIDEOS FOR SELF-LEARNING

There are a number of video tutorials available on topics discussed in this Unit. Some of the tutorials were developed by the reputed institutions, libraries and scientists. Now, you learn more about how you can become an active researcher contributing primary research literature and how you would be involved in communicating research as an author to your fellow scientists.

- *Communicating Science Video*¹⁴
- *Defining Scholarly Communication Video*¹⁵
- *Do's and Don'ts in Research Communications Video*¹⁶
- *Good Practice In Communicating Research Video*¹⁷
- *International Standards for Editors and Authors Video*¹⁸
- *Legal issues in corrections, retractions and expressions of concern, by Mark Seeley, COPE Video*¹⁹
- *Understanding Scholarly Journal Articles Video*²⁰

¹⁴ <http://www.webofstories.com/play/eugene.garfield/72>

¹⁵ <http://www.youtube.com/watch?v=8aybpzHLZuo>

¹⁶ <http://www.youtube.com/watch?v=cXO2zN9OL3g>

¹⁷ <http://www.youtube.com/watch?v=Ck3wa8Pu7L0>

¹⁸ <http://www.youtube.com/watch?v=aMnKK4p2LR4>

¹⁹ <http://www.youtube.com/watch?v=PZc-zZrcTbM>

²⁰ <http://www.youtube.com/watch?v=oKUnsz1a01A>

UNIT 2 SHARE RESEARCH RESULTS IN OPEN ACCESS

Structure

- 2.0 Introduction
- 2.1 Learning Outcomes
- 2.2 How and Where to Deposit
- 2.3 Workflow and Submission Process
 - 2.3.1 Steps for Self Archiving
- 2.4 Identifying Open Access Journals for Sharing Your Work
 - 2.4.1 Directory of Open Access Journals
 - 2.4.2 BASE (Bielefeld Academic Search Engine)
 - 2.4.3 SciELO – Scientific Electronic Library Online
 - 2.4.4 Redalyc.org
 - 2.4.5 Latindex
 - 2.4.6 African Journals Online
- 2.5 Let Us Sum Up

2.0 INTRODUCTION

In an academic research environment, scholarly communications become central part of the process of deliberations. Scholars across the world are now better equipped with services offered by open access knowledge repositories for self-archiving their intellectual outcomes of scholarly research, i.e., research publications and research reports. Global open access statements enlighten academic researchers to make use of Green open access channels for harnessing global visibility, readability and cross-border knowledge transfer. Open access (OA) institutional repositories, national repositories or disciplinary knowledge repositories are considered as Green open access channels, where researchers have their freedom to share and distribute their research publications in digital formats.

Besides, major OA declarations and statements, endorsed by the scientific institutions and communities, have identified Gold OA as major channel for scholarly communications. Public-funded research literatures are supposed to be made available through the Gold OA channel, in order to keep knowledge flow uninterruptedly across the world. Peer-reviewed OA journals belong to Gold OA channel. Thus, every academic researcher, after completing a research study, tries to identify possible publishing avenues for communicating research results.

In this Unit, various authors' tools for identifying different self-archiving avenues and their credentials are briefly discussed. This Unit also gives you a brief overview on workflow and submission process in self-archiving, and permission and licensing choices for disseminating research through Green open access channels. This Unit also gives you brief overview on paradigms of regional open access directories and journal gateways, and their strengths and weaknesses.

2.1 LEARNING OUTCOMES

At the end of this Unit, you are expected to be able to:

- Understand the publications dissemination process using knowledge repositories;
- Choose appropriate Open Access repositories for sharing research results; and
- Use appropriate Open Access journals in their discipline to publish research work.

2.2 HOW AND WHERE TO DEPOSIT

The authors of scholarly works can decide whether to make their published, un-published or forthcoming research publications globally available and accessible through Green OA channels. Various tools are available to scientific researchers while taking their self-archiving decision. Some of the tools or aids to authors' publishing decisions are described in Table 2. All of these tools are freely available and accessible globally. Mentioned portals have become very useful to academic authors as many detailed information on every listed OA repository is made available and accessible. These tools also have global coverage, covering repositories available from every corner of the world. Authors may take their self-archiving decision based on subjective judgement after consulting some of these tools.

OpenDOAR.org, launched in 2006 jointly by University of Nottingham in the U.K. and Lund University in Sweden, is a global listing of open access archives and repositories. It becomes an authoritative tool for identifying operational OA repositories and their administrative details. The Registry of Open Access Repositories (ROAR) is another global listing of open access archives and repositories, although some of the records in this listing may be outdated or not up-to-date. OpenDOAR and ROAR also indicate software used for building respective OA repository. Majority of repositories are using DSpace and EPrints software. These software use similar self-archiving work flow, thus provide similar self-archiving experience to the researchers. Both the software are available as free and open source software (FOSS). They also support web crawlers or metadata harvesters to obtain metadata information from OA repositories and store in a union catalogue of records of OA resources. OAIster is one such metadata harvester-cum-union catalogue for OA repositories and archives.

OAIster²¹, launched in 2002 by the University of Michigan Libraries, is a union catalogue of OA resources obtained from OA collections, which was built by harvesting from worldwide OA repositories and digital archives using the Open Archives Initiative Protocol for Metadata Harvesting (OAI-PMH). This union catalogue is presently hosted at WorldCat.org database of the Online Computer Library Center, Inc. (OCLC).

²¹ <http://oaister.worldcat.org>

SHERPA/JULIET and SHERPA/RoMEO, maintained by University of Nottingham, are excellent source for identifying research funders' open access policies, knowing about publisher's copyright policies and journal's self-archiving policies. These two sources help authors in identifying what to deposit – Preprint, Post-print, or Publisher's version of their publications. A preprint is a draft version of a scientific paper that has not yet been published in a peer-reviewed scientific journal. A post-print is a digital draft of a journal article after it has been peer reviewed. Jointly, post-prints and preprints are called eprints. On the other hand, a publisher version is the official version in PDF with unaltered page layout and pagination. The researchers also have freedom to choose file formats for self-archiving of their publications. Available file formats are PDF, HTML, XML, MS-Word and LaTeX. Usually publisher version is available in PDF or HTML.

Table 3 shows an indicative list of disciplinary OA repositories available to researchers worldwide. In addition to their own institutional repositories and national-level repositories, authors may choose to self-archive their publications at an appropriate disciplinary OA repository. Availability of your publications in multiple portals makes sure your publications are visible, reachable and accessible to global multidisciplinary researchers' communities.

Table 2: Author's Tools for Identifying Self-Archiving Avenues

Author's Tool	Functionalities
Directory of Open Access Repositories (OpenDOAR.org)	<ul style="list-style-type: none"> – Identifying OA repositories in your subject disciplines and from your region or country. –
Registry of Open Access Repositories (ROAR.eprints.org)	<ul style="list-style-type: none"> – Identifying OA repositories in your subject disciplines and from your region or country.
Directory of Open Access Scholarly Resources (ROAD.issn.org)	<ul style="list-style-type: none"> – Availability of different types of OA scholarly resources: peer-reviewed journals, conferences proceedings, academic repositories and monographic series in all subject fields. – A single access point to different types of online scholarly resources published worldwide and freely available, identified or authenticated through ISSN Register.
OAster.worldcat.org	<ul style="list-style-type: none"> – Searching OA contents archived in OA knowledge repositories and institutional repositories. – Identifying OA repositories in your subject disciplines and from your region or country.
Ranking Web of Repositories (Repositories.webometrics.info)	<ul style="list-style-type: none"> – Identifying top ranking OA repositories within a region or worldwide. – Identifying OA repositories in your subject disciplines and from your region or country.
SHERPA/JULIET (Sherpa.ac.uk/Juliet)	<ul style="list-style-type: none"> – Identifying research funders' open access policies.
SHERPA/RoMEO (Sherpa.ac.uk/Romeo)	<ul style="list-style-type: none"> – Knowing about publisher's copyright policies. – Knowing about journal's self-archiving policies.

Table 3: Some Reputed Global OA Repositories with Self-Archiving Provisions

Name of Repository	Launched in	Subject Areas	Founding Institutions
arXiv.org	1991	Physics, Mathematics, Computer Science, Quantitative Biology, Quantitative Finance and Statistics	Cornell University Library, USA
bioRxiv.org	2013	Biological Sciences	Cold Spring Harbor Laboratory (CSHL), USA
e-LIS.rclis.org	2003	Library and Information Sciences	CILEA, Italy
CogPrints.org	1997	Psychology, Neuroscience, and Linguistics, and many areas of Computer Science, Philosophy, Biology, Medicine, Anthropology, etc.	University of Southampton, United Kingdom

2.3 WORKFLOW AND SUBMISSION PROCESS

The self-archiving is the authors' prerogative. They should be self-directed enough to follow self-archiving of their work for wider visibility. OA repositories are commonly developed using open source software DSpace and EPrints software. These software have simplified user interface and similar self-archiving work flow, thus provide similar self-archiving experience to the researchers. As a new user to any self-archiving repository, you need to create a user account before you can actually post/deposit your work. We proffer the following steps for you to follow self-archiving. However, at certain places, the librarian may assist you in the process of archiving, where institutional repositories are available.

2.3.1 Steps for Self Archiving

- 1) Check, whether your institution has a policy for Open Access. While it is important to talk to seniors in your research lab and/or the librarian, about any existing policy on OA and repository, we suggest you review Open DOAR²² and ROARMAP²³. While OpenDOAR will give you information about OA repository in your discipline and in your institute, ROARMAP would inform about OA policy in your institute. Remember that these are not always up-to-date, but are useful help. To

²² <http://www.opendoar.org/>

²³ <http://roarmap.eprints.org/>

know whether your university/institution has an institutional repository, you may also try the finder available at OpenDepot²⁴.

2) Remember, your self-archiving need to be compatible with your institutional policy. So, if you have an immediate deposit mandate upon acceptance of your paper, you need to follow the same. Also, you need to be careful about the publisher's permission on what and when you can share your work in repository. RoMEO²⁵ (Rights METadata for Open archiving) is a searchable database of publisher's policies regarding the self- archiving of journal articles in Open Access repositories. It is a service of project entitled "Securing a Hybrid Environment for Research Preservation and Access" (SHERPA²⁶) at the University of Nottingham. You can use RoMEO website for different purposes, such as:

- Use RoMEO to assist you when depositing articles to your institutional repository.
- Use RoMEO to find out if your publishers' copyright rules allow you to deposit in your institutional repository.
- Use RoMEO to find out an embargo period before self-archiving of published journal articles.
- RoMEO summarizes publishers' conditions and categorizes publishers by colours, indicating level of author rights.
- RoMEO shows which publishers' comply with funding agencies' conditions on open access.

RoMEO provides statistics of over 1480 publishers; policy related to self-archiving. These are categorised into four colour codes (as given in Table 4):

Table 4: Colour codes in SHERPA/RoMEO

Colour codes	Meaning of the code
Green	Can archive pre-print and post-print
Blue	Can archive post-print (ie final draft post-refereeing)
Yellow	Can archive pre-print (ie pre-refereeing)
White	Archiving not formally supported

Note: In SHERPA/RoMEO pre-prints is the version of the paper before peer review and post-prints is the version of the paper after peer-review, with revisions having been made.

At present about 72% of the publishers provide some sort of self-archiving²⁷. This is important for you to consider the journal, where you should be publishing your work. Depending on your work, it is important for you to check SHERPA/RoMEO that provides a check for

²⁴ <http://opendepot.org/>

²⁵ <http://www.sherpa.ac.uk/romeo/index.php?la=en&fIDnum=|&mode=simple>

²⁶ <http://www.sherpa.ac.uk/>

²⁷ <http://www.sherpa.ac.uk/romeo/statistics.php?la=en&fIDnum=|&mode=simple>

over 22,000 journal titles in their database. You can do ISSN search too apart from exact title or the name of the publisher. Once you know the status of self-archiving provision of the journal, it becomes the first step in deposit.

- 3) When you know the publisher's open access policy, you may like to negotiate while signing the Copyright Transfer Agreement (CTA), which allow the publisher License to Publish (LTP). As original author of the work, you can negotiate for sharing your work in OA, and SPARC²⁸ has developed a model agreement and a tool known as SPARC Author's Addendum²⁹ that you may send to the publisher. Author can carefully assess CTA given by a publisher and opt out some provisions in it restricting in exercising his/her academic freedom.
- 4) Depending on your institutional policy, and the publisher's policy, you should be able to submit your work to a global or institutional repository. If you do not find any specific repository, you may like to deposit your work at OpenDepot, which has simple registration process³⁰.
- 5) Once you self-archive your work, do not forget to share the link through your social networks.

2.4 IDENTIFYING OPEN ACCESS JOURNALS FOR SHARING YOUR WORK

The prospective authors of scholarly works can decide on their journal choice after drafting their manuscripts and before submitting their manuscripts to suitable journals. Various tools are available to scientific researchers while taking their publishing decision. Some of the tools or aids to authors' publishing decisions are described in Table 5. Except the JCR on Web, which is a subscription-based product available with the Web of Science (WoS), all other tools are freely available. These tools have global coverage, covering journals published from every corner of the world. Authors may take their publishing decision based on subjective judgement after consulting some of these tools.

Of late, OA journals are under attack from various sources due to their perceived poor quality. There are many OA journal publishers which are using the power of the Web to accept research papers of dubious nature on payment of Article Processing Charges (APC) ranging from 50 USD to 3000 USD. So, the Eindhoven University of Technology³¹ suggest its researchers to answer four questions to decide the quality of OA journal:

²⁸ <http://www.sparc.arl.org/>

²⁹ http://www.sparc.arl.org/sites/default/files/Access-Reuse_Addendum.pdf

³⁰ <http://opendepot.org/cgi/register>

³¹

http://w3.tue.nl/en/services/library/about/openaccesscoach/oa_and_quality/quality_oa_journals/

- Is the journal listed in DOAJ³²?
- Is the journal listed in Web of Science³³?
- Is the journal listed in Thomson Reuters' Journal Citation Report³⁴, due to an impact factor?
- Is the publisher of the journal a member of OASPA³⁵?

Jeffrey Beall maintains a website that lists potential, possible, or probable predatory scholarly open-access journals³⁶ and publishers³⁷ to alert researchers. Beall also provides “Criteria for Determining Predatory Open-Access Publishers”³⁸, which is reproduced here.

Criteria for Determining Predatory Open-Access Publishers³⁹ (2nd edition) by Jeffery Beall

- 1) Complete an analysis of the publisher’s content, practices, and websites according to ethical standards established by membership organizations.
 - a) Open Access Scholarly Publishers Association (OASPA) Code of Conduct⁴⁰
 - b) Committee on Publication Ethics (COPE) Code of Conduct for Journal Publishers⁴¹ [PDF]
 - c) International Association of Scientific, Technical & Medical Publishers (STM) Code of Conduct⁴²
- 2) Complete an analysis of the publisher’s content, practices, and websites: contact the publisher if necessary, read statements from the publisher’s authors about their experiences with the publisher, and determine whether the publisher commits any of the following practices (below) that are known to be committed by predatory publishers.

n.b. Some journals publish independently of any publisher, but in most cases, we evaluate journals that are part of a publisher’s fleet. The practices described below are meant to apply both to independent journals and to publishers with multiple journals in their portfolios.

Editor and Staff

- The publisher’s owner is identified as the editor of all the journals published by the organization.

³² <http://doaj.org/>

³³ <http://wokinfo.com/>

³⁴ <http://thomsonreuters.com/journal-citation-reports/>

³⁵ <http://oaspa.org/>

³⁶ <http://scholarlyoa.com/individual-journals/>

³⁷ <http://scholarlyoa.com/publishers/>

³⁸ <http://scholarlyoa.com/2012/11/30/criteria-for-determining-predatory-open-access-publishers-2nd-edition/>

³⁹ Ibid, available in CC-BY license

⁴⁰ <http://oaspa.org/membership/code-of-conduct/>

⁴¹ http://publicationethics.org/files/Code%20of%20conduct%20for%20publishers%20FINAL_1_0.pdf

⁴² <http://www.stm-assoc.org/code-of-conduct/>

- No single individual is identified as the journal’s editor.
- The journal does not identify a formal editorial / review board.
- No academic information is provided regarding the editor, editorial staff, and/or review board members (e.g., institutional affiliation).
- Evident data exist showing that the editor and/or review board members do not possess academic expertise to reasonably qualify them to be publication gatekeepers in the journal’s field.
- Two or more journals have duplicate editorial boards (i.e., same editorial board for more than one journal).
- The journals have an insufficient number of board members, have concocted editorial boards (made up names), include scholars on an editorial board without their knowledge or permission, have board members who are prominent researchers but exempt them from any contributions to the journal except the use of their names and/or photographs.

Business Management

The publisher...

- Demonstrates a lack of transparency in publishing operations.
- Has no policies or practices for digital preservation.
- Depends on author fees as the sole and only means of operation with no alternative, long-term business plan for sustaining the journal through augmented income sources.
- Begins operations with a large fleet of journals, often using a template to quickly create each journal’s home page.
- Provides insufficient information or hides information about author fees, offering to publish an author’s paper and later sending a previously-undisclosed invoice.

Integrity

- The name of a journal is incongruent with the journal’s mission.
- The name of a journal does not adequately reflect its origin (e.g., a journal with the word “Canadian” or “Swiss” in its name that has no meaningful relationship to Canada or Switzerland).
- The journal falsely claims to have an impact factor, or uses some made up measure (e.g. view factor), feigning international standing.
- The publisher sends spam requests for peer reviews to scholars unqualified to review submitted manuscripts.
- The publisher falsely claims to have its content indexed in legitimate abstracting and indexing services or claims that its content is indexed in resources that are not abstracting and indexing services
- The publisher dedicates insufficient resources to preventing and eliminating author misconduct, to the extent that the journal or journals suffer from repeated cases of plagiarism, self-plagiarism, image manipulation, and the like.

- The publisher asks the corresponding author for suggested reviewers and the publisher subsequently uses the suggested reviewers without sufficiently vetting their qualifications or authenticity. (This protocol also may allow authors to create faux online identities in order to review their own papers).

Other

A predatory publisher may ...

- Publish papers already published in other venues/outlets without providing appropriate credits
- Use language claiming to be a “leading publisher” even though the publisher may only be a startup or a novice organization.
- Operate in a Western country chiefly for the purpose of functioning as a vanity press for scholars in a developing country.
- Do minimal or no copyediting.
- Publish papers that are not academic at all, e.g. essays by laypeople or obvious pseudo-science.
- Have a “contact us” page that only includes a web form, and the publisher hides or does not reveal its location

The following practices are considered to be reflective of poor journal standards and, while they do not equal predatory criteria, potential authors should give due consideration to these items prior to manuscript submissions:

- The publisher copies “authors guidelines” verbatim (or with minor editing) from other publishers.
- The publisher lists insufficient contact information, including contact information that does not clearly state the headquarters location or misrepresents the headquarters location (e.g., through the use of addresses that are actually mail drops).
- The publisher publishes journals that are excessively broad (e.g., *Journal of Education*) in order to attract more articles and gain more revenue from author fees.
- The publisher publishes journals that combine two or more fields not normally treated together (e.g., *International Journal of Business, Humanities and Technology*).
- The publisher requires transfer of copyright and retains copyright on journal content. Or the publisher requires the copyright transfer upon submission of manuscript.
- The publisher has poorly maintained websites, including dead links, prominent misspellings and grammatical errors on the website.
- The publisher makes unauthorized use of licensed images on their website, taken from the open web, without permission or licensing from the copyright owners.
- The publisher engages in excessive use of spam email to solicit manuscripts or editorial board memberships
- The publishers’ officers use email addresses that end in .gmail.com, yahoo.com some other free email supplier
- The publisher fails to state licensing policy information on articles or shows lack of understanding of well-known OA journal article licensing standards.

Sharing Your Work in Open Access

- The publisher lacks a published article retraction policy or retracts articles without a formal statement; also the publisher does not publish corrections or clarifications and does not have a policy for these issues.
- The publisher does not use ISSN numbers, DOI numbers or uses them improperly.
- For the name of the publisher, the publisher uses names such as “Network,” “Center,” “Association,” “Institute,” and the like when it is only a publisher and does not meet the definition of the term used.
- The publisher has excessive advertising on its site to the extent that it interferes with site navigation and content access.
- The publisher has no membership in industry associations and/or intentionally fails to follow industry standards.
- The publisher includes links to legitimate conferences and associations on its main website, as if to borrow from other organizations’ legitimacy, and emblazon the new publisher with the others’ legacy value.
- The publisher displays prominent statements that promise rapid publication and/or unusually quick peer review.
- The publisher focuses on authors (not readers) and on getting their fees at the expense of due quality, and offers few or no value adds to readers such as RSS feeds, hotlinked references, or the like.
- The publisher creates a publishing operation that is set up and run by a single individual who engages in rapacious entrepreneurial behavior. The individual might have business administration experience, and the site may have business journals but it also has journals that are outside the experience of the entrepreneur or anyone on staff.
- The publisher or its journals are not listed in standard periodical directories or are not widely cataloged in library databases.
- The publisher copies or egregiously mimics journal titles from other publishers.
- The publisher uses text on the publisher’s main page that describes the open access movement and then foists the publisher as if the publisher is active in fulfilling the movement’s values and goals.
- None of the members of a particular journal’s editorial board have ever published an article in the journal.

Table 5: Author's Tools for Detailed Study of Publishing Avenues

Author's Tool	Functionalities
Directory of Open Access Journals (DOAJ.org)	<ul style="list-style-type: none"> – Availability of OA peer-reviewed journals in all subject fields. – Knowing about relevant details of every journal including publication charges, journal license and country of publication.
Directory of Open Access Scholarly Resources (ROAD.issn.org)	<ul style="list-style-type: none"> – Availability of different types of OA scholarly resources: peer-reviewed journals, conferences proceedings, academic repositories and monographic series in all subject fields. – A single access point to different types of online scholarly resources published worldwide and freely available, identified or authenticated through ISSN Register.
eigenFACTOR.org	<ul style="list-style-type: none"> – Knowing about journal's position based on values of eigenFACTOR score, Article Influence Score, Cost Effectiveness and Price of a scholarly journal. All WoS-covered journals are searchable in this database.
Google Scholar - Top Publications [Scholar.google.com/citations?view_op=top_venues]	<ul style="list-style-type: none"> – Ranking of journals based on values of h5-index and h5-median. – Rank list is generated for a subject category or a subcategory for top twenty journals in every category or a subcategory. – Rank list is generated for nine languages, for top hundred journals in every language (i.e., English, Chinese, Portuguese, German, Spanish, French, Italian, Japanese and Dutch) – Knowing about journal's h5-index and h5-median values, by searching any journal title.
Journal Citation Reports (JCR) on Web	<ul style="list-style-type: none"> – Ranking of journals based on performance measurement scores of all WoS-covered journals. Journals' performance indicators for each journal for a particular year include: Total Cites, Journal Impact Factor, 5-Year Impact Factor, Immediacy Index, Number of Articles, Cited Half-Life, Eigenfactor Score, and Article Influence Score. JCR maintains two editions namely, <i>JCR Science Edition</i> and <i>JCR Social Sciences Edition</i>.
JournalMetrics.com	<ul style="list-style-type: none"> – Ranking of journals based on performance measurement scores using newly emerged indicators Source-Normalized Impact per Paper (SNIP) and SCImago Journal Rank (SJR) of all Scopus-covered journals.
JournalPrices.com	<ul style="list-style-type: none"> – Knowing about journals' affordability for subscription-based journals, and affordability of APC (article processing charge) in OA or hybrid journals. – Knowing about relevant details of every journal including relative price index, price per article, price per citation and composite price index.
ScholarlyOA.com	<ul style="list-style-type: none"> – Knowing about potential, possible, or probable predatory scholarly OA publishers and associated journals.
ScimagoJR.com	<ul style="list-style-type: none"> – Ranking of journals based on values of SJR, H-Index, number of total documents, total cites, cites per document and citeable documents. Ranking parameters can be subject area, subject category and country of origin. All Scopus-covered journals' information are searchable in this database.
SHERPA/RoMEO (Sherpa.ac.uk/romeo)	<ul style="list-style-type: none"> – Knowing about publisher's copyright policies. – Knowing about journal's self-archiving policies.

2.4.1 Directory of Open Access Journals

The Directory of Open Access Journals (DOAJ), launched in 2003 by the Lund University in Sweden, is a searchable multidisciplinary directory of open access scholarly journals. In addition to providing detailed information about 9,740 scholarly journals, DOAJ is also searchable at article level for about 5,621 journals as in March 2014. In its Aims & Scope statement elaborates “The aim of the DOAJ is to increase the visibility and ease of use of open access scientific and scholarly journals, thereby promoting their increased usage and impact. The DOAJ aims to be comprehensive and cover all open access scientific and scholarly journals that use a quality control system to guarantee the content. In short, the DOAJ aims to be the one-stop shop for users of open access journals.”

DOAJ is closely connected with the Open Access Scholarly Publishers Association (OASPA) and other professional bodies for ensuring inclusion of scientific and scholarly journals in this directory that meet high quality standards by exercising peer review or editorial quality control.

2.4.2 BASE⁴³ (Bielefeld Academic Search Engine)

The BASE (Bielefeld Academic Search Engine), launched in 2004, is one of the world's most voluminous search engines especially for academic open access web resources. BASE is operated by Bielefeld University Library in Germany. BASE covers all major OA journals, hybrid journals publishing OA articles, OA books, electronic theses & dissertations (ETD), open research data, and OA institutional & disciplinary knowledge repositories. Its coverage is global, covering 2,909 content sources as in March 2014. However, its number of content sources is still fewer than DOAJ's article level searchable database. Figure 1 shows you the homepage of BASE search engine, which is helping retrieval and knowledge discovery of OA scholarly contents using multilingual interface covering seven European languages, namely English, French, German, Spanish, Polish, Greek and Russian. It also maintains a searchable directory of content sources that may help you in identifying your publishing venue for your forthcoming research papers.

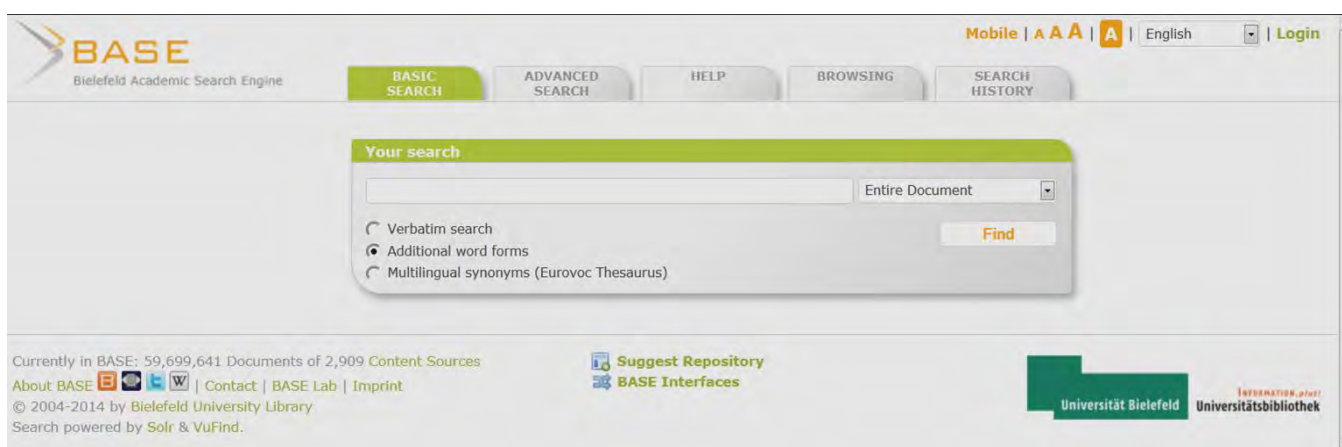


Figure 1: Homepage of BASE Search Engine helping retrieval of OA Scholarly Contents

⁴³ <http://www.base-search.net/>

2.4.3 SciELO – Scientific Electronic Library Online

The Scientific Electronic Library Online⁴⁴, popularly known as SciELO, is a programme of the São Paulo Research Foundation (FAPESP) launched in 1998, for the cooperative publishing of open access journals on the Internet. SciELO initially received technical support from the Latin America and Caribbean Center on Health Sciences Information (BIREME/PAHO/WHO). Since 2002, the Project is also supported by the Brazilian National Council for Scientific and Technological Development (CNPq). Since its launching, the SciELO publishing model was progressively adopted by national research institutions of Ibero-American countries and South Africa comprising the SciELO Network. Now it hosts peer-reviewed scientific literature originated from Latin America, Spain, Portugal and South Africa. SciELO is one of the earliest initiatives in the global South to provide open access to scientific literature. The SciELO.br website secured first position in category of Top Portals in 14th edition of the Ranking Web of Repositories.

Members in the SciELO Network, responsible for content creation and aggregation in its portal SciELO.org, are drawn from 16 countries Argentina, Brazil, Chile, Colombia, Costa Rica, Cuba, Spain, Mexico, Peru, Portugal, South Africa, Venezuela, Bolivia, Paraguay, Uruguay and West Indies. As in March 2014, SciELO hosts about 1,148 journals in all major disciplines of science, social sciences and humanities.

SciELO produces a large amount of valuable scientific contents generated and published by journals from emerging regions, such as Latin America, the Caribbean and South Africa. SciELO's multilingual global portal helps in making its resources visible and accessible globally. Very recently the SciELO has entered into a collaboration agreement with Thomson Reuters to develop a new product titled 'SciELO Citation Index', based on resources available with SciELO portal. SciELO Citation Index has been a part of Thomson Reuters' Web of Knowledge database and available from 2014. SciELO will continually publish and host open access journals and its full-text contents will be linked from the SciELO Citation Index.

SciELO maintains a few bibliometric indicators based on citation indicators and other metrics. When integrated with SciELO Citation Index, their indicators will be enriched and will be very useful for more analytical evaluation of research originated from the Latin America.

⁴⁴ <http://www.scielo.org/php/index.php>

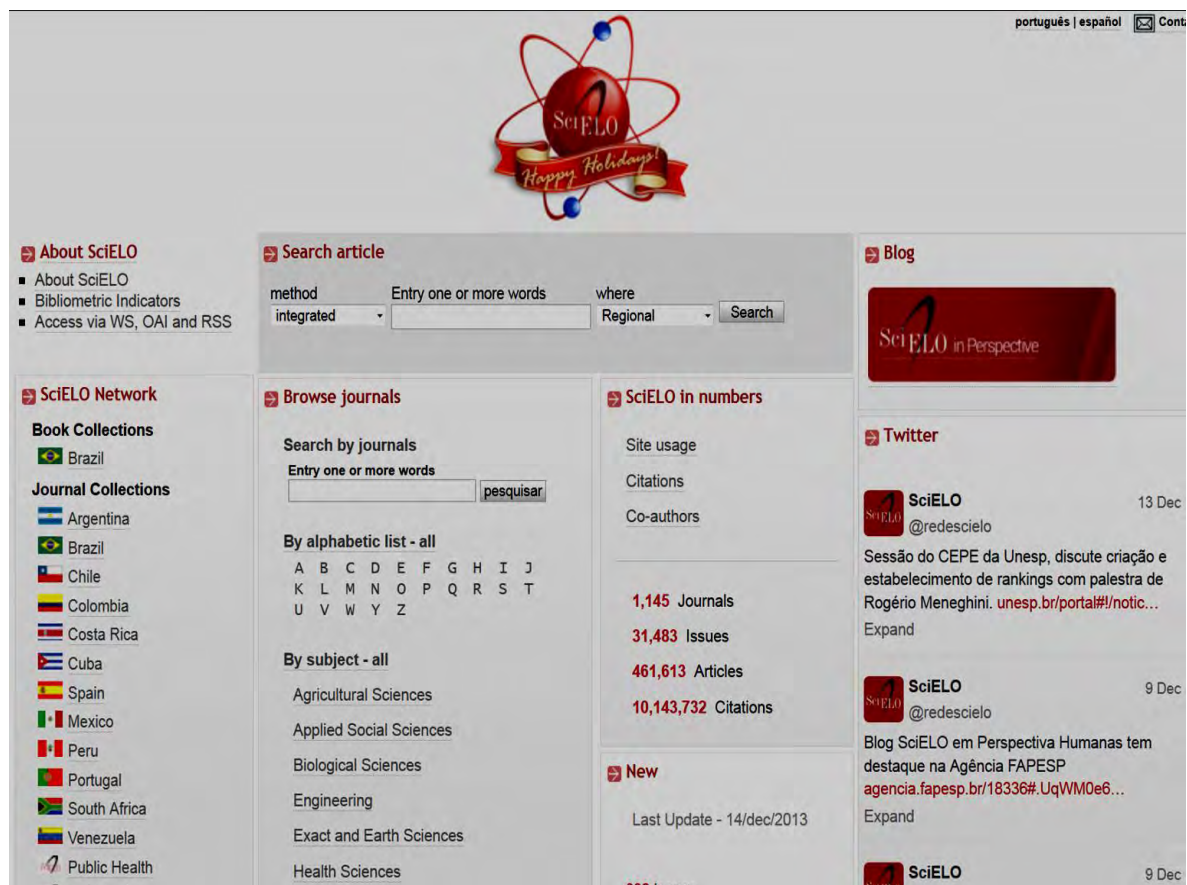


Figure 2: Homepage of SciELO.org Portal providing Open Access to Scientific Literature

2.4.4 Redalyc.org

The Redalyc.org is an online multidisciplinary scientific information system and open access platform for sharing scientific literature published from the Latin America and the Caribbean, Spain and Portugal. It is also a network of scientific journals from the Ibero-American group of nations. The motto of this online platform is “*Open access to the world scientific production in Ibero-American journals*”. Its slogan is “*Science that is not seen does not exist*” to outreach scientific literature published in journals in this region to worldwide scientific communities. This slogan comes out to deal with the poor representation of scientists and their scientific contributions from this region in mainstream scientific databases and citation indexes. The Redalyc project started in October 2002 and presently hosted by Universidad Autónoma del Estado de México (UAEM) of Mexico.

Presently this portal provides open access to contents from 885 scientific journals published in 15 Ibero-American countries, namely, Argentina, Brazil, Chile, Colombia, Costa Rica, Cuba, Ecuador, Spain, Mexico, Peru, Portugal, Puerto Rico, Dominican Republic, Uruguay and Venezuela. This portal fully embraces open access and its material is released under a Creative Commons license and is free to download. Majority of the full-text papers, available with this portal, are written in either Spanish or Portuguese language. This portal

also provides abstracts of papers in English, Spanish and Portuguese languages. The portal also hosts a special collection named CLACSO⁴⁵, supported by the Latin American Council of Social Sciences, covering full-text contents of 63 journals in social sciences, arts and humanities disciplines.

The portal generates certain indicators and usage statistics that measure citations and usage of archived papers in this platform. This portal has different searching and navigation options for easy retrieval of archived documents from its databases.

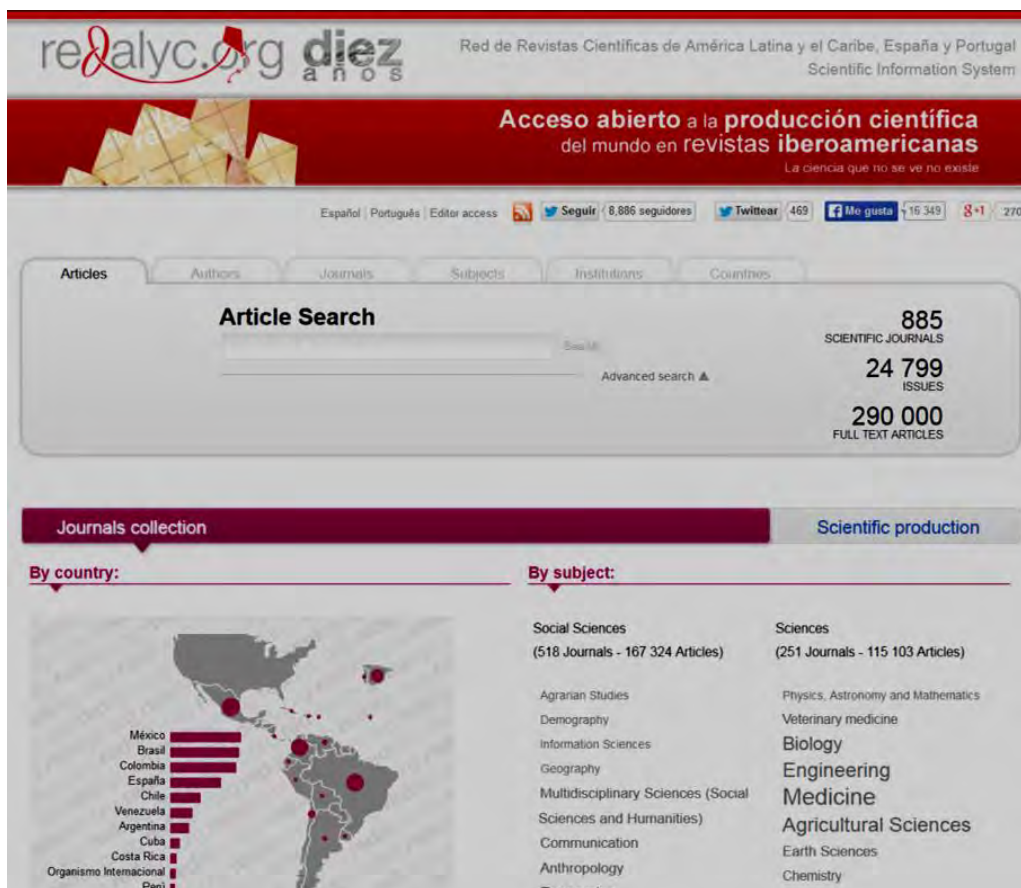


Figure 3: Homepage of Redalyc.org Scientific Information System

2.4.5 Latindex

While SciELO.org and Redalyc.org are open access platforms for peer-reviewed journals, Latindex.org is an open access bibliographic database aiding access to peer-reviewed journals and other scholarly materials published from Latin American region, Spain and Portugal. Latindex⁴⁶ is the result of cooperation of a network of institutions that work in a coordinated manner to collect and disseminate bibliographic information on scientific periodicals produced in the region. Latindex's Directory covers about 22,500 journals including 5,721 electronic journals and about 7,500 book titles or conference proceedings. This database is updated daily. Latindex includes scholarly

⁴⁵ <http://clacso.redalyc.org>

⁴⁶ <http://www.latindex.org/>

resources from the Central America, South America, Latin America, Caribbeans, Ibero-America and Iberian Peninsula in all subject areas covering STM, arts & humanities and social sciences disciplines.

2.4.6 African Journals Online

The African Journals Online⁴⁷ (AJOL), launched in 2004 as an electronic journal gateway to host full-text contents of different peer-reviewed scholarly journals, published by multiple publishers from African region. This is a collaborative effort of journal publishers, research councils and learned societies, promoted by the International Network for the Availability of Scientific Publications (INASP) through its Journals Online (JOL) project. Over the time, it becomes the world's largest and well-known collection of peer-reviewed African-published scholarly journals. This gateway greatly increases the journals' accessibility to researchers and educators around the globe – particularly intra-region and also inter-region, thus making the research works useful to a wider audience. This aggregation also helps in crosscutting academic disciplines in a larger context to support discourses in multidisciplinary and trans-disciplinary subject areas within the region. Table 6 provides indicative list of e-journal gateways established out of INASP's intervening Journals Online (JOL) project using the open source software PKP Open Journal Systems (OJS). INASP also helps in capacity development of non-profit academic publishers in developing countries in launching e-journal gateways for their respective country or a region.

Table 6: List of E-Journal Gateways, supported by the INASP's JOL project⁴⁸

Name of Gateway	Access Mode	Regional Focus	Website
African Journals Online (AJOL)*	Open Access	Africa	Ajol.info
Bangladesh Journals Online (Bangla JOL)*	Open Access	Asia	Banglajol.info
Mongolia Journals Online (Mongolia JOL)*	Open Access	Asia	Mongoliajol.info
Nepal Journals Online (Nepal JOL)*	Open Access	Asia	Nepjol.info
Philippine E-Journals	Open Access	Asia	Ejournals.ph
Sri Lanka Journals Online (Sri Lanka JOL)*	Open Access	Asia	Sljol.info

⁴⁷ <http://www.ajol.info/>

⁴⁸ <http://www.inasp.info/en/work/journals-online/>

2.5 LET US SUM UP

In this Unit, you have learned about various aspects of self-archiving in open access repositories. Various directories and authors' tools are available for facilitating authors in selecting their self-archiving venues, particularly the disciplinary and national-level OA repositories. Some of these tools also help you in determining publishers' or journals' embargo period before taking your self-archiving decision.

In this Unit, you also learned about various aspects of publishing in open access journals. Various databases and authors' tools are available for facilitating authors in selecting their publishing venues, particularly qualitative OA journals. We listed some ways to identify quality OA journals and highlighted the criteria of predatory OA journals. While we encourage you to publish in Open Access Journals, the best way is to share your work in green repository, and also follow the established criteria of quality in your discipline. However, the notion of quality of journals is also evolving with many features due to affordances of technology, and thus, publishing in OA journal is an option to make your work visible to many and accessible to all.

ONLINE VIDEOS FOR SELF-LEARNING

There are a number of video tutorials available on topics discussed in this Unit. Some of the tutorials were developed by the organizations responsible for the advocacy and awareness raising, while some others were developed by reputed scientists and libraries. Now, you learn more about different dimensions of copyright and author rights in real life academic research environment.

- *ArXiv and Disciplinary Repositories Video*⁴⁹
- *Author rights, your rights Video*⁵⁰
- *Author Rights: Working with Publishers to Keep Your Rights Video*⁵¹
- *Self Archiving Works Video*⁵²
- *International Standards for Editors and Authors Video*⁵³

⁴⁹ <http://www.youtube.com/watch?v=t2bsQcsZdWU>

⁵⁰ http://www.youtube.com/watch?v=hWZ_ZYbAIyg

⁵¹ <http://www.youtube.com/watch?v=dYXwqsFmK44>

⁵² <http://www.youtube.com/watch?v=kJuYlmjVJcU>

⁵³ <http://www.youtube.com/watch?v=aMnKK4p2LR4>

GLOSSARY OF TERMS

Academic Journal	It is a peer-reviewed periodical in which scholarship relating to a particular academic discipline is published. Academic journals serve as forums for the introduction and presentation for scrutiny of new research, and the critique of existing research.
Author Addendum	A legal instrument that modifies the publisher's agreement and allows you to keep key rights to your articles.
Author Rights	A bundle of rights which are part of copyright law, such as right to share, use, reuse, modify, perform and remix.
Copyright	The exclusive and assignable legal right, given to the originator or creator or author for a fixed number of years, to print, publish, perform, film, or record literary, artistic, or musical material.
Copyright Transfer Agreement	An agreement between authors and publishers, where authors transfer some exclusive rights to publishers.
Eprints	Jointly, post-prints and preprints are called eprints.
Indexing & Abstracting Service	It is a service that provides shortening or summarizing of documents and assigning of descriptors for referencing documents.
Licence to Publish	An exclusive right authors grant to publishers.
License	A permission or authorization that ensures licensors gets the credit for their work.
Post-Print	A digital draft of a journal article after it has been peer reviewed.
Preprint	A draft version of a scientific paper that has not yet been published in a peer-reviewed scientific journal.
Primary Sources	They provide first-hand testimony or direct evidence concerning a topic under investigation. They are created by witnesses or recorders who experienced the events or conditions being documented.
Publisher's Version	The official version in PDF with unaltered page layout and pagination.
Scholarly Journal	It is a peer-reviewed periodical in which scholarship relating to a particular academic discipline is published. Scholarly journals serve as forums for the introduction and presentation for scrutiny of new research, and the critique of existing research.
Self-Archiving	An act of depositing a free copy of a digital document on the World Wide Web in order to provide open access to it.

LIST OF ABBREVIATIONS

APC	Article Processing Charge
COPE	Committee on Publication Ethics
CTA	Copyright Transfer Agreement
HTML	HyperText Markup Language
ISSN	International Standard Serial Number
JISC	Joint Information Systems Committee
LTP	Licence to Publish
OA	Open Access
OAI-PMH	Open Archives Initiative Protocol for Metadata Harvesting
OASPA	Open Access Scholarly Publishers Association
OCLC	Online Computer Library Center, Inc.
OpenDOAR	Directory of Open Access Repositories
PDF	Portable Document Format
PLOS	Public Library of Science
RLUK	Research Libraries in the UK and Ireland
ROAD	Directory of Open Access Scholarly Resources
ROAR	Registry of Open Access Repositories
RoMEO	Rights Metadata for Open Archiving
SPARC	Scholarly Publishing and Academic Resources Coalition
WIPO	World Intellectual Property Organization
XML	Extensible Markup Language

FURTHER READINGS

- Berlin Declaration on Open Access to Knowledge in the Sciences and Humanities (2003). Retrieved from <http://openaccess.mpg.de/286432/Berlin-Declaration>
- Bethesda Statement on Open Access Publishing (2003). Retrieved from <http://legacy.earlham.edu/~peters/fof/bethesda.htm>
- Bohannon, J. (2013). Who's Afraid of Peer Review? *Science*, 342(6154), 60-65. DOI:10.1126/science.343.6154.60. Retrieved from www.umass.edu/preferen/You%20Must%20Read%20This/BohannonScience2013.pdf
- Budapest Open Access Initiative (2002). Retrieved from <http://www.budapestopenaccessinitiative.org/read>
- Cargill, M., & O'Connor, P. (2013). *Writing Scientific Research Articles: Strategy and Steps*. Wiley-Blackwell.
- Drake, M. A. (2007). Scholarly Communication in Turmoil. *Information Today*, 24(2), 1. Retrieved from <http://opensesame.pbworks.com/f/schol+comm+in+turmoil.pdf>
- Elsevier (2012). *Understanding the Publishing Process in Scientific Journals*. Retrieved from http://biblioteca.uam.es/sc/documentos/understanding_the_publishing_process.pdf
- Harnad, S. (2005). Fast-Forward on the Green Road to Open Access: The Case Against Mixing Up Green and Gold. *arXiv preprint cs/0503021*. Retrieved from <http://arxiv.org/pdf/cs.IR/0503021.pdf>
- Harnad, S., Brody, T., Vallières, F., Carr, L., Hitchcock, S., Gingras, Y., & Hilf, E. (2004). The Green and the Gold Roads to Open Access. *Nature web focus*. Retrieved from <http://www.nature.com/nature/focus/accessdebate/21.html>
- LSE Public Policy Group (2011). *Maximizing the Impacts of Your Research: A Handbook for Social Scientists*. London: London School of Economics. Retrieved from http://www.lse.ac.uk/government/research/resgroups/LSEPublicPolicy/Docs/LSE_Impact_Handbook_April_2011.pdf
- Redhead, Claire (2013). Principles of Transparency and Best Practice in Scholarly Publishing. Retrieved from <http://oaspa.org/principles-of-transparency-and-best-practice-in-scholarly-publishing/>
- Sense about Science (2012). *Peer Review, the Nuts and Bolts*. Retrieved from http://www.senseaboutscience.org/data/files/resources/99/Peer-review_The-nuts-and-bolts.pdf
- Summann, Friedrich & Lossau, Norbert (2004). Search Engine Technology and Digital Libraries: Moving from Theory to Practice. *D-Lib Magazine*,

- 10(9). Retrieved from
<http://www.dlib.org/dlib/september04/lossau/09lossau.html>
- Swan, A. (2005). *Open Access Self-Archiving: An Introduction*. Retrieved from <http://eprints.soton.ac.uk/261006/1/jiscsum.pdf>
- Swan, A., & Brown, S. (2005). *Open Access Self-Archiving: An Author Study*. Retrieved from <http://cogprints.org/4385/1/jisc2.pdf>
- Wager, E & Kleinert, S (2011). Responsible Research Publication: International Standards for Authors. A position statement developed at the 2nd World Conference on Research Integrity, Singapore, July 22-24, 2010. Retrieved from http://publicationethics.org/files/International%20standards_authors_for%20website_11_Nov_2011.pdf
- Wilbanks, J., & Boyle, J. (2006). Introduction to Science Commons. *Science Commons*, 3. Retrieved from http://sciencecommons.org/wp-content/uploads/ScienceCommons_Concept_Paper.pdf
- Wouters, P., & Costas, R. (2012). *Users, Narcissism and Control: Tracking the Impact of Scholarly Publications in the 21st Century*. Utrecht, the Netherlands: SURF Foundation
- Xia, J., Gilchrist, S. B., Smith, N. X., Kingery, J. A., Radecki, J. R., Wilhelm, M. L., ... & Mahn, A. J. (2012). A Review of Open Access Self-Archiving Mandate Policies. *Portal: Libraries and the Academy*, 12(1), 85-102. Retrieved from http://muse.jhu.edu/journals/portal_libraries_and_the_academy/v012/12.1.xia.pdf



This module has been jointly prepared by UNESCO and The Commonwealth Educational Media Centre for Asia (CEMCA), New Delhi.