



United Nations  
Educational, Scientific and  
Cultural Organization

# Executive Board

Hundred and ninety-fifth session

195 EX/5.INF.3  
PARIS, 24 September 2014  
English & French only

Item 5 of the provisional agenda

## **FOLLOW-UP TO DECISIONS AND RESOLUTIONS ADOPTED BY THE EXECUTIVE BOARD AND THE GENERAL CONFERENCE AT THEIR PREVIOUS SESSIONS**

### **PART V – HUMAN RESOURCES ISSUES**

#### **USE OF CONSULTANTS CONTRACTS IN 2013 AND IMPLEMENTATION OF THE REVISED POLICY ON INDIVIDUAL CONSULTANTS AND OTHER SPECIALISTS**

##### **SUMMARY**

Document 195 EX/5 Part V (Section B) presented the Director-General's report on the use of individual consultant contracts by the Secretariat in 2013.

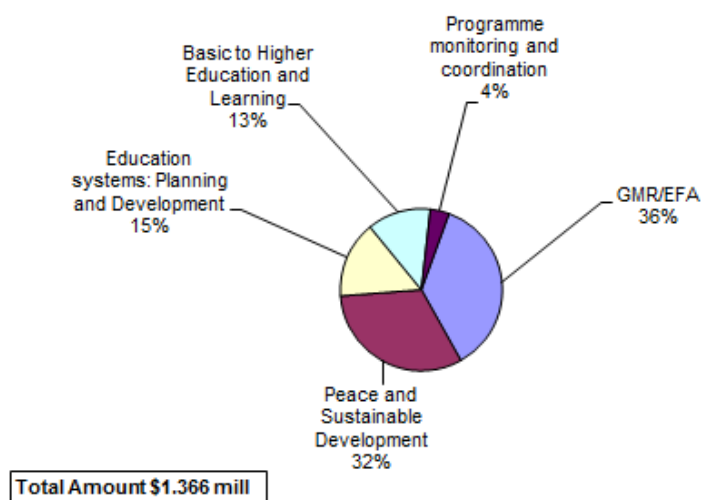
This INF document provides additional information on the spending on contracts at Headquarters by the thematic area of activity.

## Spending on individual consultant contracts at Headquarters by thematic area of activity

Spending on individual consultant contracts by the five programme sectors accounted for 83% of overall spending on consultants at Headquarters in 2013. More detailed information by thematic area of activity is set out below, based on data extracted from the FABS system. Some sectors were restructured during 2013; and the raw data used to construct the charts have been adjusted to correspond as closely as possible to the new structures.

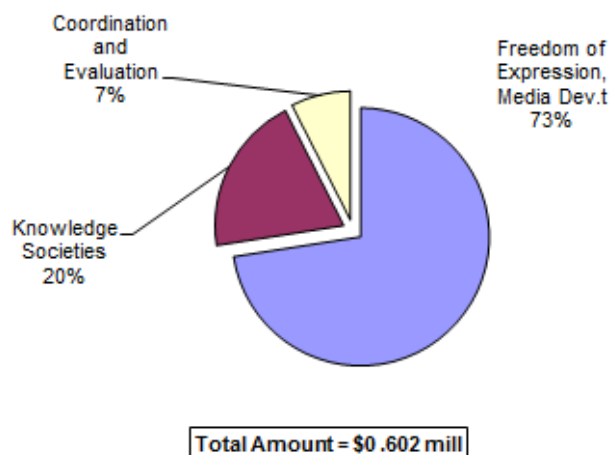
### Education

ED spent \$1.366 million on individual consultant contracts during 2013: 36% related to the Global Monitoring report, 32% Peace and sustainable development, 15% Planning and development of education systems, and 13% to Basic/Higher education/Learning activities.



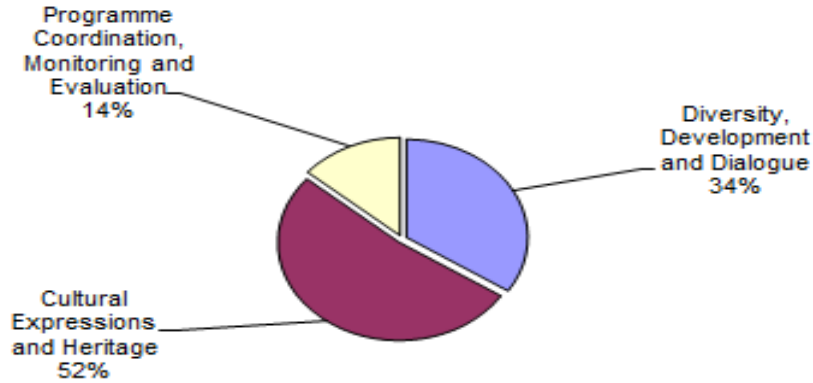
### Communication and Information (CI)

CI spent \$602,000 on consultants during 2013: 73% related to Freedom of expression/Media development projects, 20% to Knowledge societies; and 7% to Coordination and evaluation.



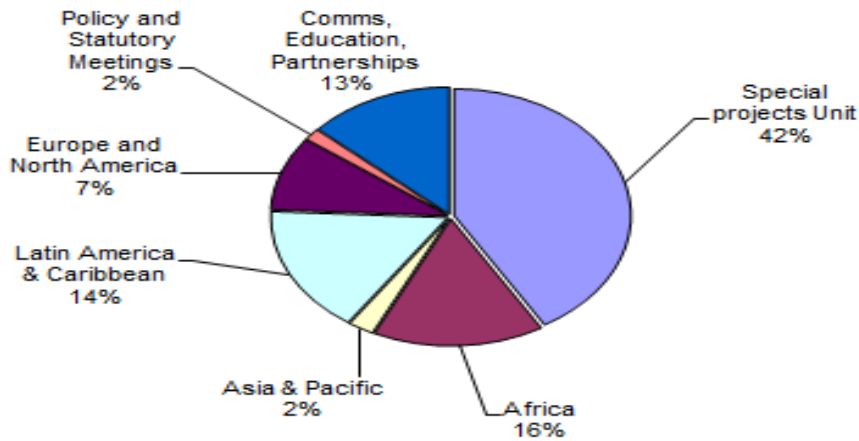
**Culture (CLT) and World Heritage Centre (WHC)**

CLT spent \$1.420 million on consultants during 2013: 52% related to Cultural expressions and heritage, and 34% to Diversity, development and dialogue.



**Total Amount \$ 1.420 mill**

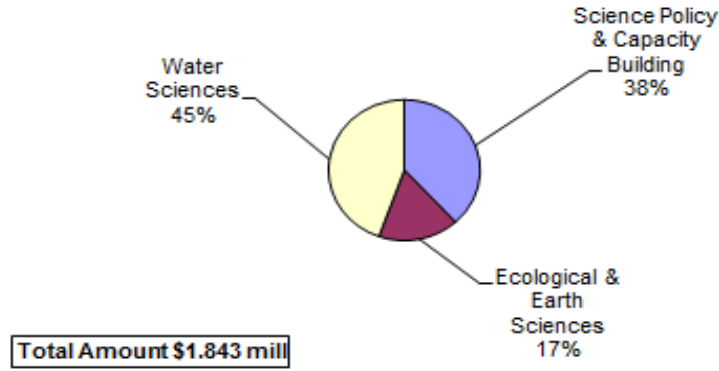
WHC spent \$0.709 million on consultants during 2013: 42% related to the Special Projects unit and 39% to regional projects, and 13% related to Communications, education and partnerships.



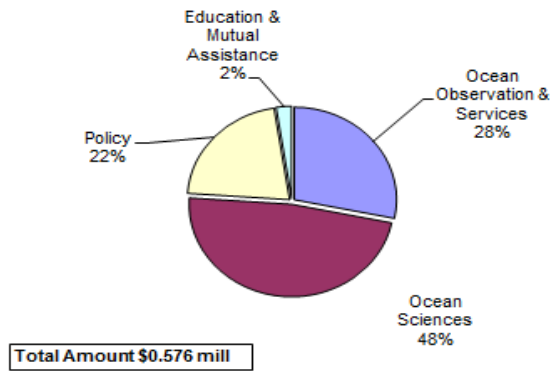
**Total Amount \$0.709 mill**

**Natural Science and IOC**

SC spent \$1.843 million on consultants during 2013: 45% related to Water sciences, 38% to Science policy and capacity building, and 17% to Ecological and earth sciences.



IOC spent \$0.576 million on consultants during 2013: 48% related to Ocean sciences, 28% to Ocean observation and services and 22% to Policy activities.



**Social and Human Sciences (SHS)**

SHS spent \$0.173 mill on consultants during 2013: 75% related to Social inclusion and youth and 25% to Ethics and global change.

