

# Statistics Trends

RIAJ YEARBOOK 2009

The Recording Industry in Japan

2009

# CONTENTS

<b>Overview of Production of Recordings and Digital Music Delivery in 2008</b> ....	1
<b>Statistics by Format (Unit Basis – Value Basis)</b> .....	4
1. Total Recorded Music – Production on Unit Basis .....	4
2. Total Audio Recordings – Production on Unit Basis .....	4
3. Total CDs – Production on Unit Basis .....	4
4. Total Recorded Music – Production on Value Basis .....	5
5. Total Audio Recordings – Production on Value Basis .....	5
6. Total CDs – Production on Value Basis .....	5
7. CD Singles – Production on Unit Basis .....	6
8. 5" CD Albums – Production on Unit Basis.....	6
9. Music Videos – Production on Unit Basis .....	6
10. CD Singles – Production on Value Basis .....	7
11. 5" CD Albums – Production on Value Basis .....	7
12. Music Videos – Production on Value Basis .....	7
13. Sales of Digital Music Delivery .....	8
14. Sales of Digital Music Delivery by Contents .....	9
15. Recorded Music – Production on Unit Basis .....	10
16. Recorded Music – Production on Value Basis .....	11
17. Newly Released Audio Recordings.....	12
18. Audio Recording Catalogue Listings .....	13
19. Newly Released Audio Recordings .....	14
20. Audio Recording Catalogue Listings .....	15
21. Newly Released Music Videos .....	16
22. Music Video Catalogue Listings .....	16
33. Number of Domestic Debut Artists .....	17
24. Number of Record Rental Shops .....	17
25. Distribution System in Japan.....	17
<b>Related Data</b> .....	18
26. 23rd Japan Gold Disc Award 2009 (March 2009) .....	18
27. Million Sellers in 2008 .....	21
28. Million Sellers .....	21
29. Amount Collected for Sound Recordings.....	22
30. Global Share of Sales of Recorded Music .....	23
31. Global Sales of Recorded Music by Country in 2007 .....	24
<b>RIAJ Member Companies (in chronological order as of the date of joining RIAJ or Company foundation)</b> .....	25

## Overview of Production of Recordings and Digital Music Delivery in 2008

In 2008 (January to December), the total production value of recorded music (audio and music video recordings) amounted to 361.8 billion yen, representing a decrease of 8% versus the previous year. Conversely, digital music delivery continued to expand, posting sales of 90.5 billion yen, up 20% from the previous year. As a result, the production value of recorded music and digital music delivery sales decreased 3% to 452.3 billion yen.

### Audio Recordings

Production of audio recordings amounted to 248 million units at a value of 296.1 billion yen, down 7% and 11%, respectively, over the previous year. Specifically, unit production and the value of 5" CD albums were down 5% and 10%, respectively, while unit production and the value of CD singles dropped 13% and 15%, respectively. Although domestic and international recorded music respectively posted year-on-year declines of 10% and 16% on a value basis, domestic recorded music is steadily increasing, capturing a share of 74% in 2005 and 2006, 77% in 2007 and 78% in 2008.

### Music Videos

Unit production of music video recordings increased 8% to 56 million units and 13% to 65.6 billion yen on a value basis. Unit production and value have both expanded steadily every year since 2002 when statistical data was first compiled, except for a year-on-year decline in value in 2004. User demand for music videos is increasing every year, whereby both unit production and value have increased for the past four consecutive years and are anticipated to grow in the future as well.

### Digital Music Delivery

Digital music delivery achieved an increase in value of 20%, to 90.5 billion yen, or 2.6 times compared with 34.3 billion yen when statistical data was first compiled in 2005. Mobile digital contents, a distinctive characteristic of the Japanese market, remained

overwhelmingly dominant, while at the same time, Internet downloads realized significant growth of 52% on a value basis. Specifically, the value of album and single track downloads has increased 53% and 48%, respectively. Consequently, on the basis of sales value, 90% of downloads took place via mobile phones versus 10% over the Internet, with the latter expanding its share compared with 92% and 8% in 2007. Particularly noteworthy, mobile digital contents continued to perform favorably, achieving major growth of 39% in sales of full single track downloads service, which accounted for 60% of all mobile digital contents, and 53% of overall digital music delivery in terms of sales. Despite a decline of 19% in mastertones, which has been achieving a steady increase, ringback tunes continued to realize significant growth, up 39% compared with the previous year. Additionally, users' needs for music videos are increasing, as evidenced by major increases of 123% in downloads of music videos via the Internet and 41% in mobile digital contents.

### Efforts to Combat Illegal Distribution

As a result of research conducted by RIAJ, the number of illegal music downloads annually is estimated to be more than 407.14 million files in Japan. Based on this situation, RIAJ is pursuing various measures in terms of technology, laws and regulations and enforcement through promoting an array of educational campaigns from various angles with the aim of raising user awareness and eliminating illegal distribution.

(Millions/Billions of yen)

	Units	vs. prev. yr	Value	vs. prev. yr
Audio	248	93%	296.1	89%
Music Videos	56	108%	65.6	113%
Recorded Music (Total of Audio/ Music Videos)	303	95%	361.8	92%
Digital Music Delivery	479	103%	90.5	120%

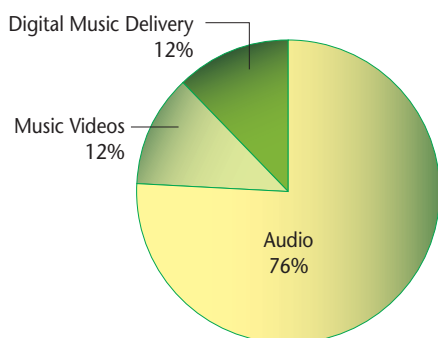
**N.B.** 1. The current year's results are compiled results of the 54 member companies of RIAJ. Above figures also include recorded music imported by RIAJ members as well as OEM sales by RIAJ members for non-RIAJ members.

2. Figures are rounded, hence the possible difference between breakdown and total.

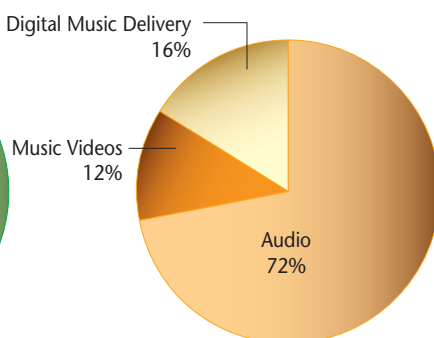
## [Reference]

### Composition of Recorded Music and Digital Music Delivery – Value Basis

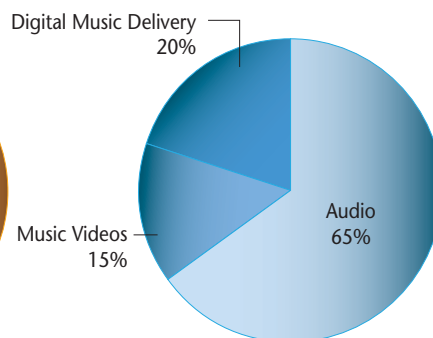
●2006



●2007



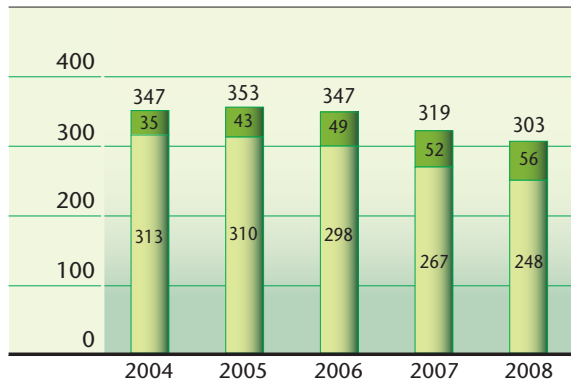
●2008



# Overview of Production of Recordings and Digital Music Delivery in 2008

## Recorded Music – Unit Basis

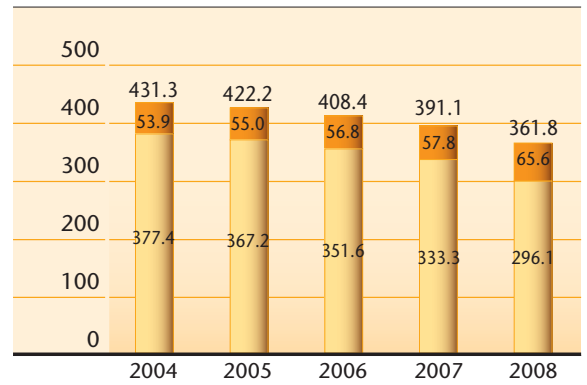
Millions of units



Audio Music Videos

## Recorded Music – Value Basis

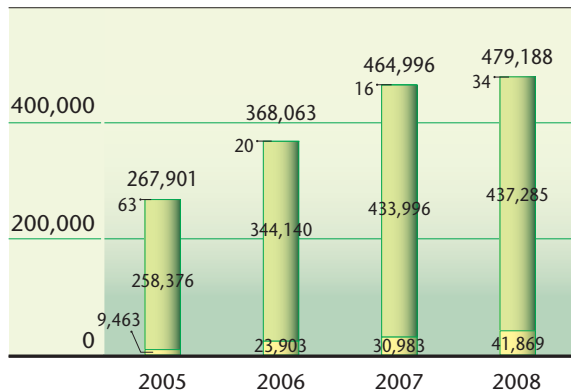
Billions of yen



Audio Music Videos

## Digital Music Delivery – Unit Basis

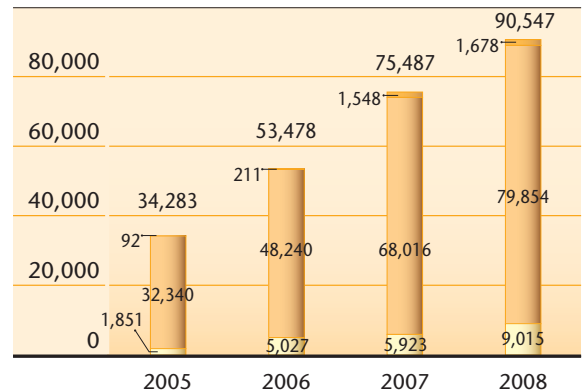
Thousands of units



Internet Downloads Mobile Digital Contents Others

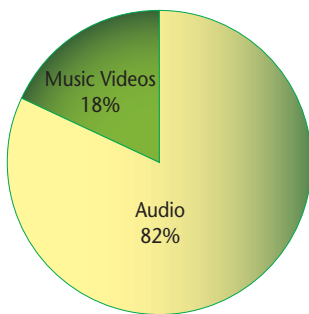
## Digital Music Delivery – Value Basis

Millions of yen

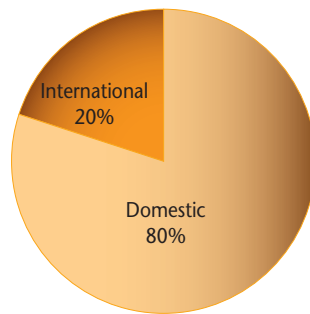


Internet Downloads Mobile Digital Contents Others

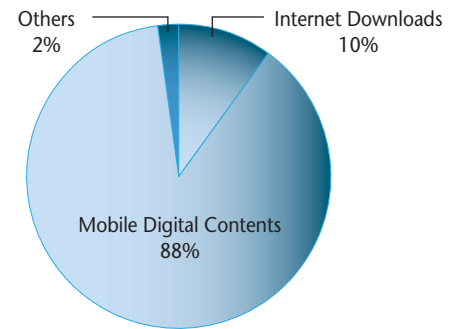
## Composition of Recorded Music by Format in 2008 – Value Basis



## Composition of Domestic and International Recorded Music in 2008 – Value Basis



## Composition of Digital Music Delivery by Format in 2008 – Value Basis



## ●Production of Recorded Music in 2008

(Thousands/Millions of yen)

Item			Units	Share	vs. prev. yr	Value	Share	vs. prev. yr		
Audio	3" CDs	D.	201	0	78	103	0	76		
		I.	38	0	33	5	0	21		
		T.	239	0	64	107	0	69		
		Singles	5" CDs	D.	53,027	21	87	39,621	13	85
				I.	461	0	90	216	0	59
				T.	53,488	22	87	39,837	13	85
		Sub-Total		D.	53,228	21	87	39,724	13	85
				I.	499	0	80	220	0	57
				T.	53,727	22	87	39,945	13	85
	5" CD Albums		D.	133,653	54	98	187,411	63	91	
			I.	55,071	22	89	63,911	22	85	
			T.	188,724	76	95	251,321	85	90	
	CD Total		D.	186,881	75	94	227,135	77	90	
			I.	55,570	22	89	64,131	22	85	
			T.	242,451	98	93	291,266	98	89	
	Vinyl Discs		D.	151	0	81	234	0	86	
			I.	61	0	44	118	0	41	
			T.	212	0	65	352	0	62	
	Cassettes		D.	4,579	2	83	3,737	1	83	
			I.	7	0	85	3	0	84	
			T.	4,586	2	83	3,740	1	83	
Others		D.	266	0	78	449	0	81		
		I.	233	0	91	342	0	69		
		T.	498	0	84	791	0	76		
Total		D.	191,878	77	94	231,555	78	90		
		I.	55,870	23	89	64,594	22	84		
		T.	247,747	100	93	296,149	100	89		
Music Videos	DVDs	D.	51,312	92	109	59,116	90	117		
		I.	4,158	7	97	6,085	9	90		
		T.	55,469	100	108	65,201	99	114		
	Tapes, LDs and Others			273	0	85	426	1	104	
	Total		D.	51,559	92	109	59,519	91	117	
			I.	4,183	8	95	6,108	9	90	
T.			55,742	100	108	65,626	100	113		
Recorded Music (Total of Audio/Music Video)	Audio		247,747	82	93	296,149	82	89		
	Music Videos		55,742	18	108	65,626	18	113		
Total			303,490	100	95	361,775	100	92		
Video (inc. Music Videos)	DVDs		95,278	99	99	171,118	99	98		
	Tapes, LDs and Others		646	1	71	1,849	1	154		
	Total		95,924	100	99	172,967	100	98		
Total of Audio/Video			343,671	100	94	469,116	100	92		

- N.B.** 1. The current year's results are compiled results of the 54 member companies of RIAJ. Above figures also include recorded music imported by RIAJ members as well as OEM sales by RIAJ members for non-RIAJ members.  
 2. Figures are rounded, hence the possible difference between breakdown and total.  
 3. Others in Audio: Total number of SACDs, DVDs-Audio, DVDs-Music and MDs

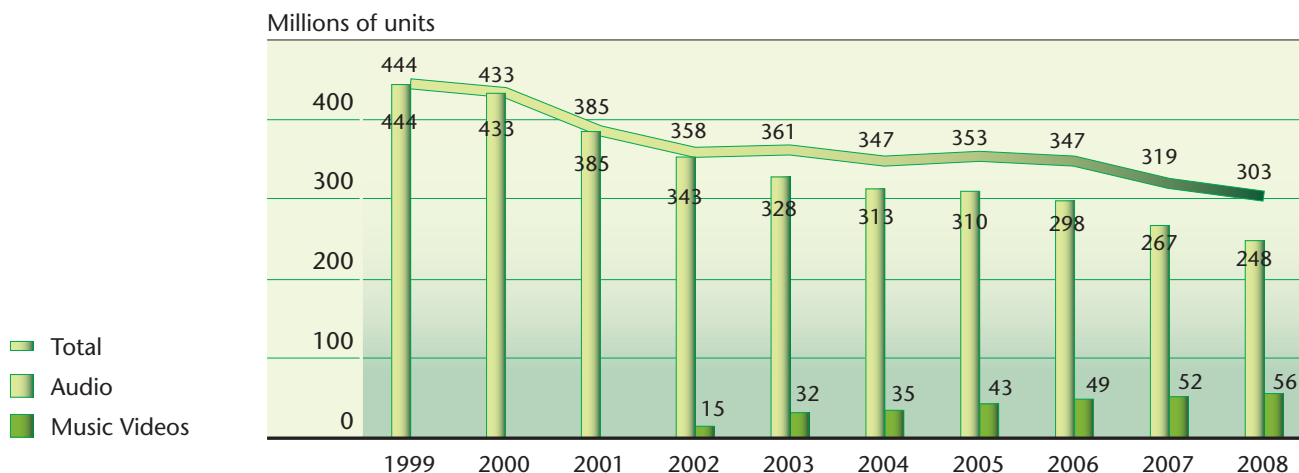
## ●Sales Figures of Digital Music Delivery in 2008

(Thousands/Millions of yen)

	Jan. 2008 - Dec. 2008					
	Units	Share	vs. prev. yr	Value	Share	vs. prev. yr
Internet Downloads	41,869	8.7%	135%	9,015	10.0%	152%
Mobile Digital Contents	437,285	91.3%	101%	79,854	88.2%	117%
Others	34	0.0%	214%	1,678	1.9%	108%
Total	479,188	100.0%	103%	90,547	100.0%	120%

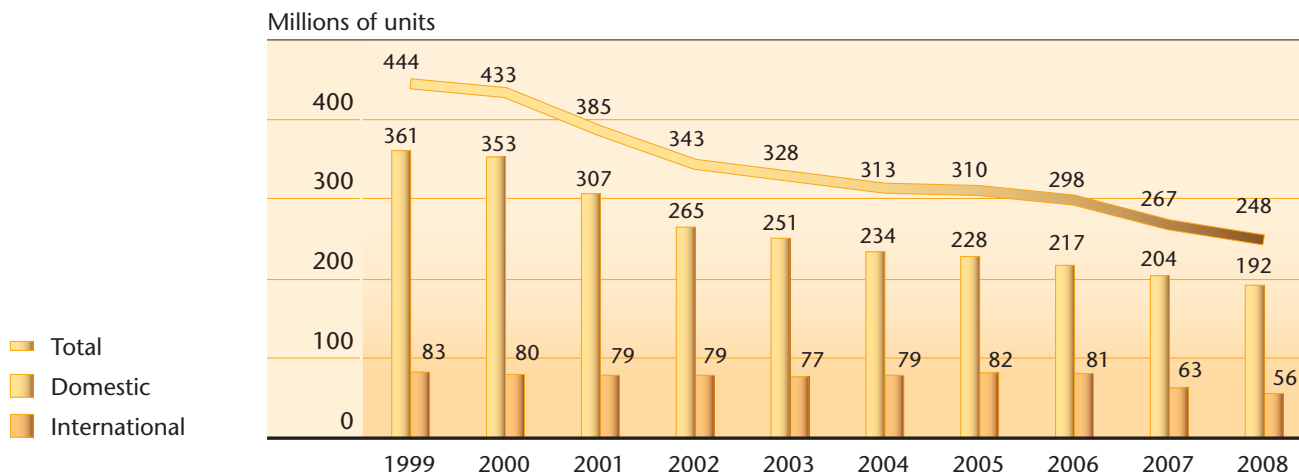
- N.B.** 1. Figures represent digital music sales income derived from direct, license or consignment sales by 54 RIAJ member companies.  
 2. Definitions  
 \*Internet Downloads: Sales of singles, albums, music videos and other music-related contents over wired networks  
 \*Mobile Digital Contents: Sales of full single tracks, original sound recording ringtones, ringback tones, music videos and other music-related contents over wireless networks  
 3. Unit: Figures represent singles on a "per-track" basis and albums on a "per-album" basis. (Download times of an album will be counted as one and number of songs will not be counted.)  
 Value: Net income by RIAJ member companies

## 1. Total Recorded Music – Production on Unit Basis



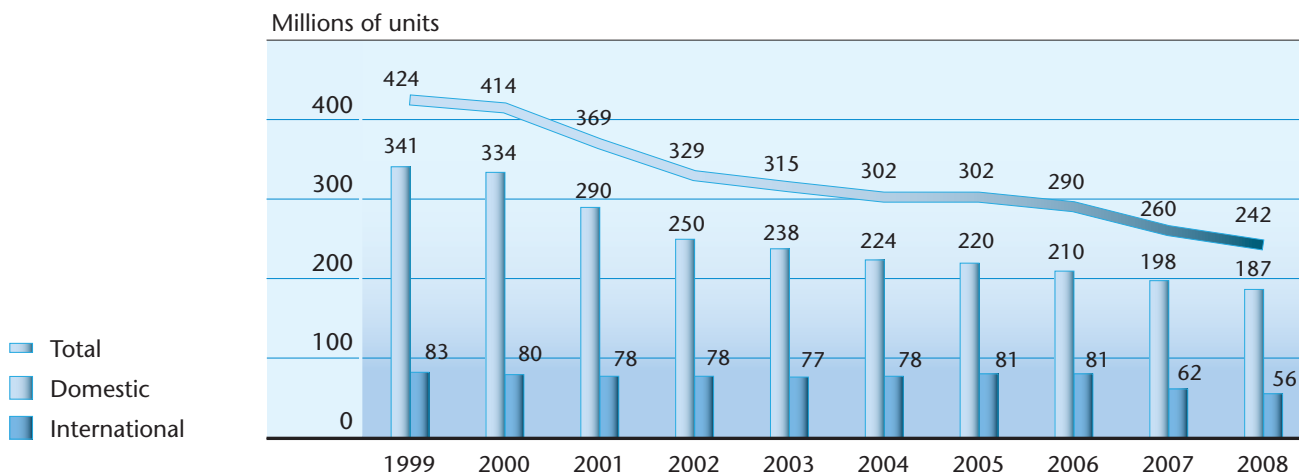
N.B. Music Video figures included since 2002.

## 2. Total Audio Recordings – Production on Unit Basis

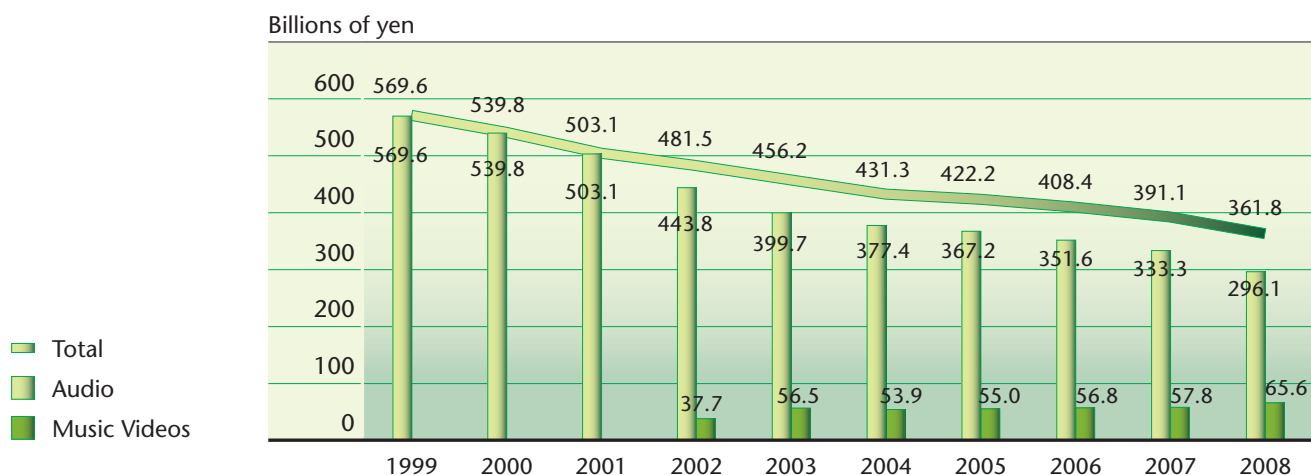


N.B. SACD, DVD-Audio, DVD-Music and MD figures included since 2002.

## 3. Total CDs – Production on Unit Basis

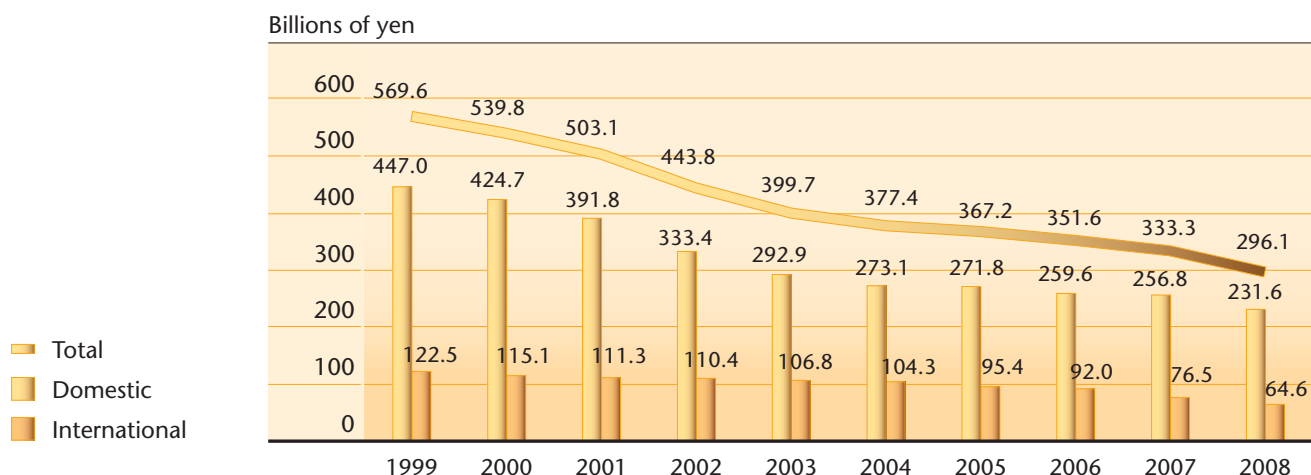


#### 4. Total Recorded Music – Production on Value Basis



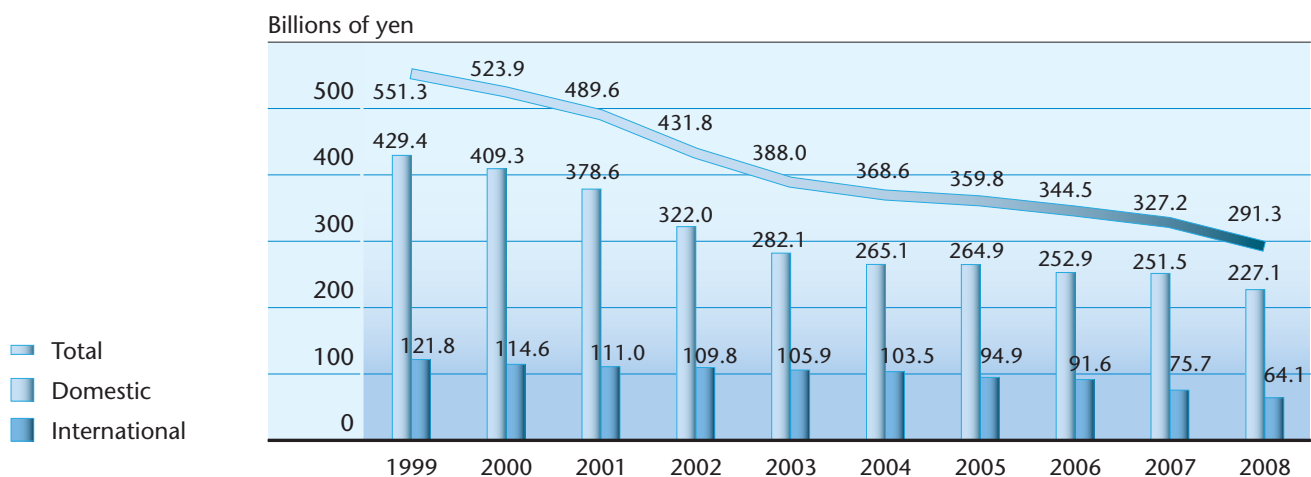
N.B. Music Video figures included since 2002.

#### 5. Total Audio Recordings – Production on Value Basis

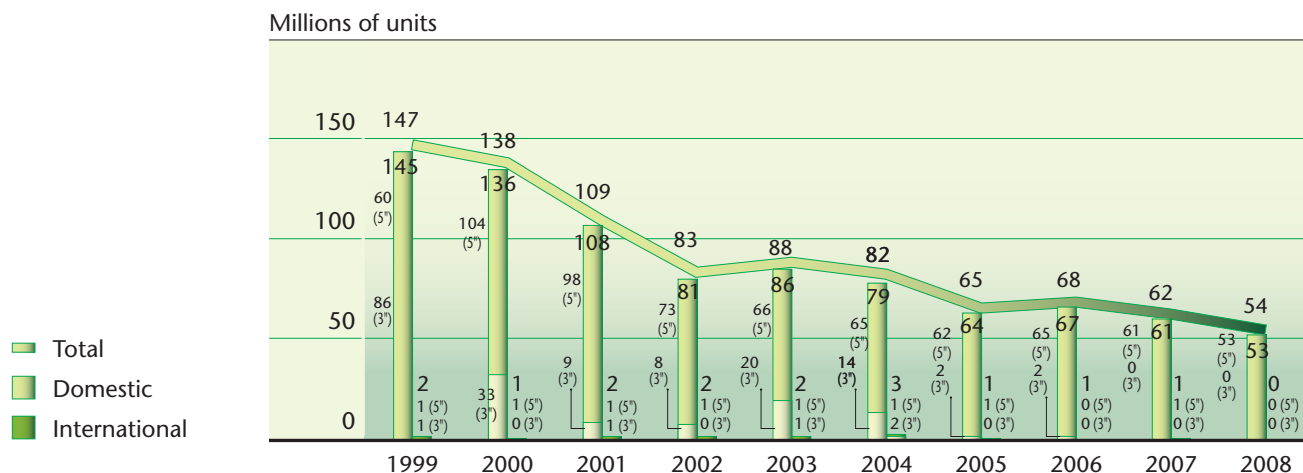


N.B. SACD, DVD-Audio, DVD-Music and MD figures included since 2002.

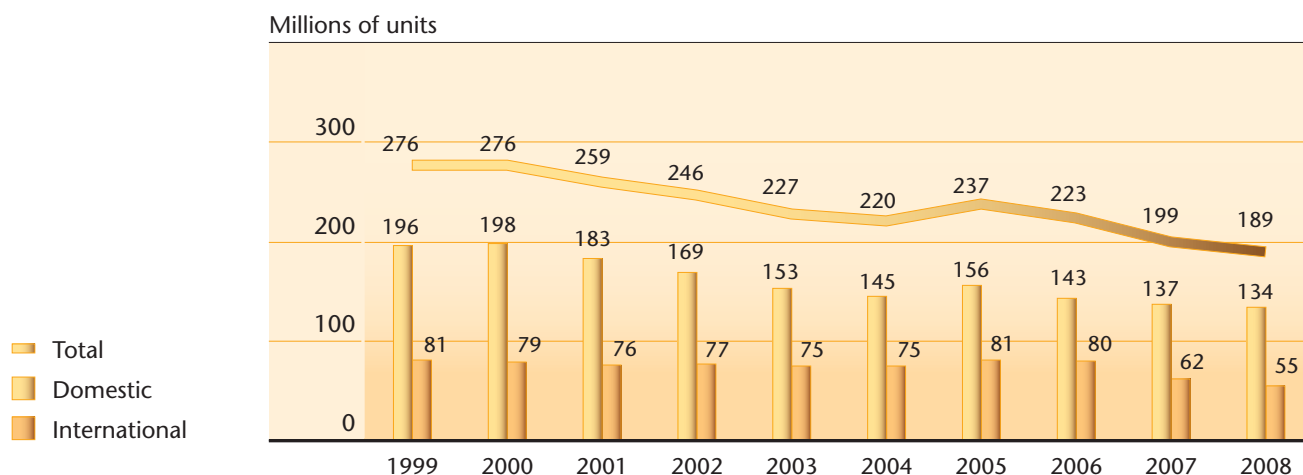
#### 6. Total CDs – Production on Value Basis



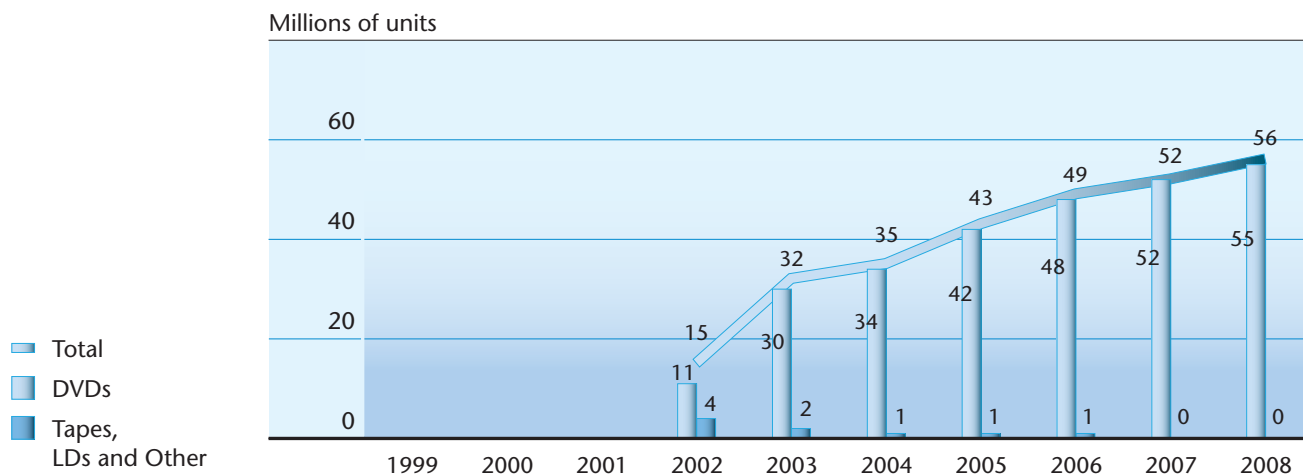
## 7. CD Singles – Production on Unit Basis



## 8. 5" CD Albums – Production on Unit Basis



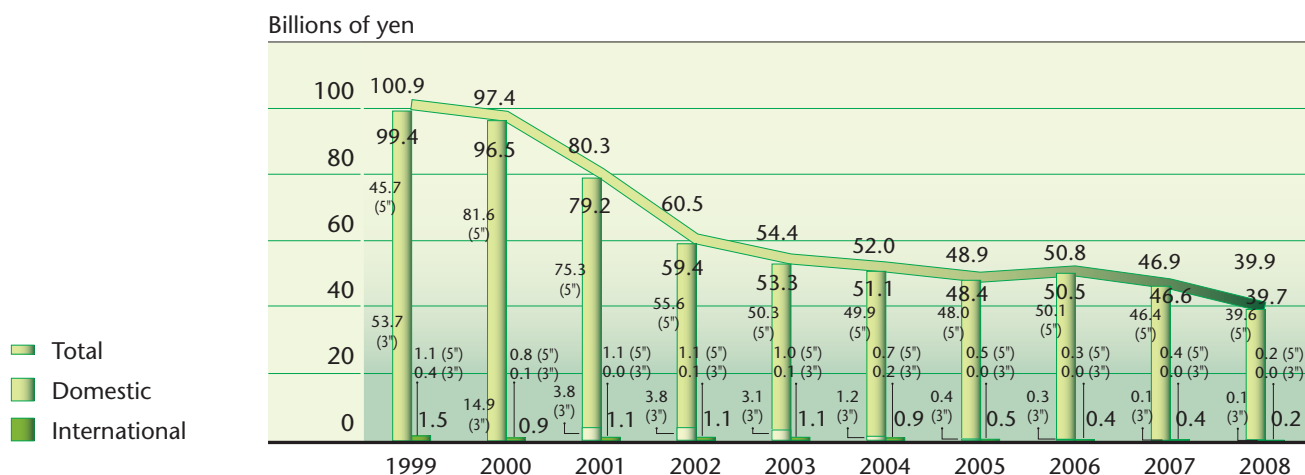
## 9. Music Videos – Production on Unit Basis



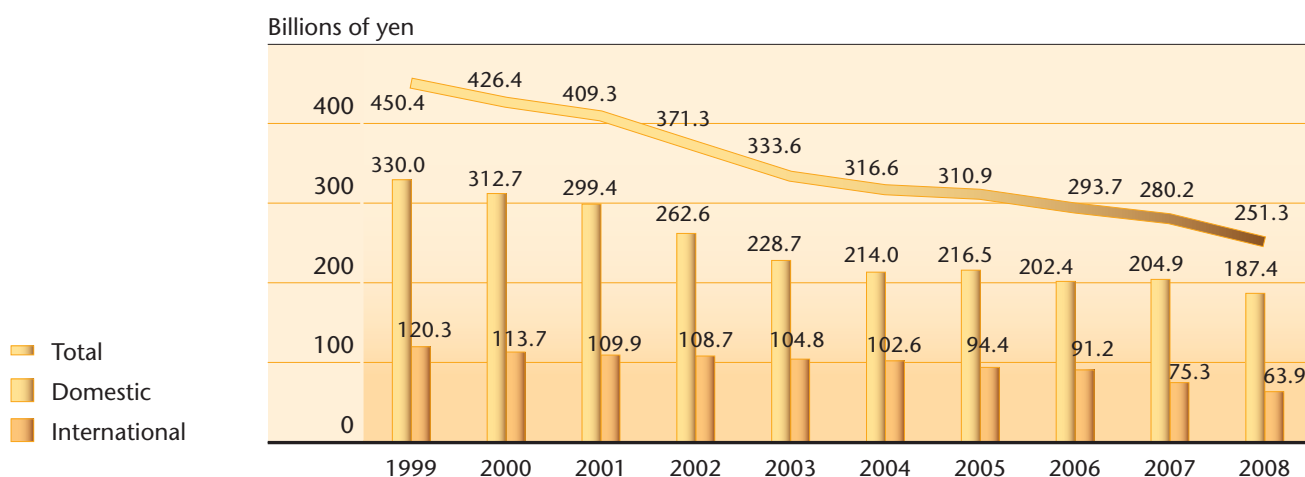
N.B. Statistical data on music videos was first compiled in 2002.



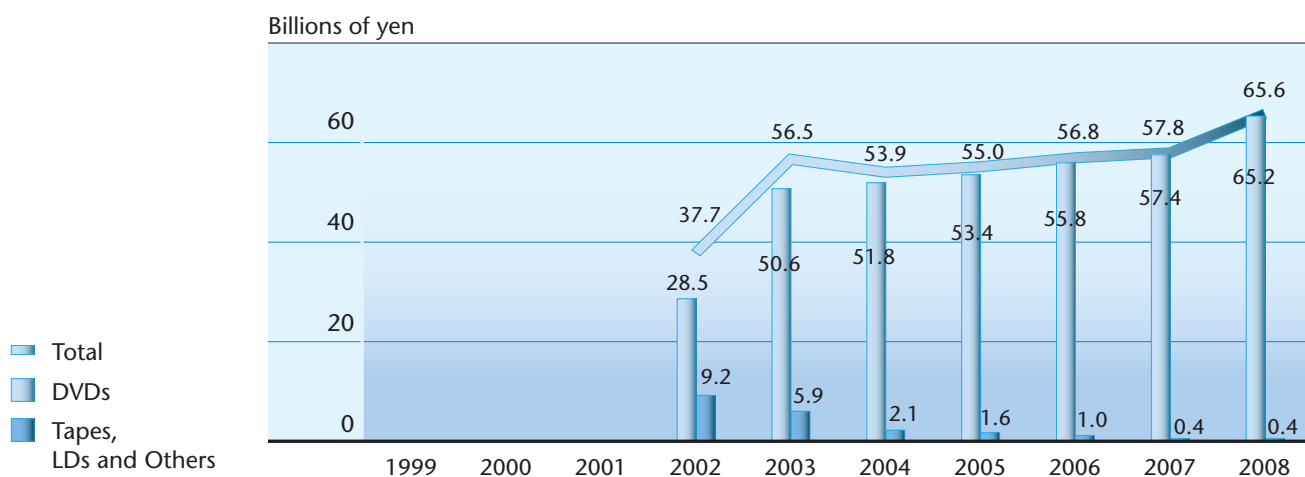
## 10. CD Singles – Production on Value Basis



## 11. 5" CD Albums – Production on Value Basis



## 12. Music Videos – Production on Value Basis



N.B. Statistical data on music videos was first compiled in 2002.

13. Sales of Digital Music Delivery

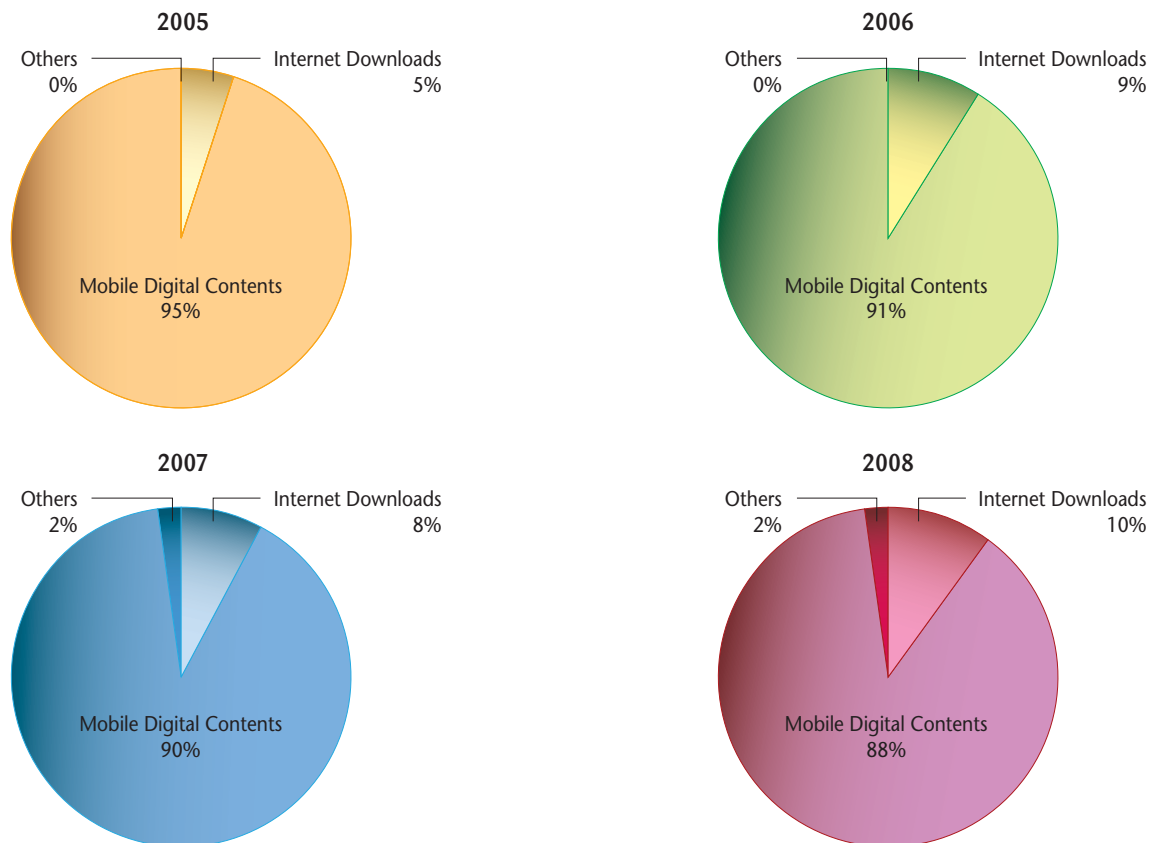
●2008

(Thousands/Millions of yen)

Format	Jan. 2008 – Dec. 2008						
	Units	Share	vs. prev. yr	Value	Share	vs. prev. yr	
Internet Downloads	Single Track	38,105	8.0%	133%	5,872	6.5%	148%
	Album	2,190	0.5%	145%	2,682	3.0%	153%
	Sub-Total (Audio)	40,295	8.4%	134%	8,555	9.4%	150%
	Music Videos	1,574	0.3%	190%	461	0.5%	223%
	Others	0	0.0%	–	0	0.0%	–
	Total	41,869	8.7%	135%	9,015	10.0%	152%
Mobile Digital Contents	Mastertones	182,498	38.1%	82%	20,249	22.4%	81%
	Ringback tunes	101,030	21.1%	117%	8,509	9.4%	139%
	Single Track	142,269	29.7%	128%	47,629	52.6%	139%
	Music Videos	9,669	2.0%	106%	2,867	3.2%	141%
	Others	1,819	0.4%	56%	600	0.7%	100%
	Total	437,285	91.3%	101%	79,854	88.2%	117%
Others	Subscriptions (Internet)	–	0.0%	–	811	0.9%	178%
	Subscriptions (Mobile)	–	0.0%	–	402	0.4%	95%
	Other Digital Music Contents	34	0.0%	214%	466	0.5%	69%
	Total	34	0.0%	214%	1,678	1.9%	108%
<b>Grand Total</b>	<b>479,188</b>	<b>100.0%</b>	<b>103%</b>	<b>90,547</b>	<b>100.0%</b>	<b>120%</b>	

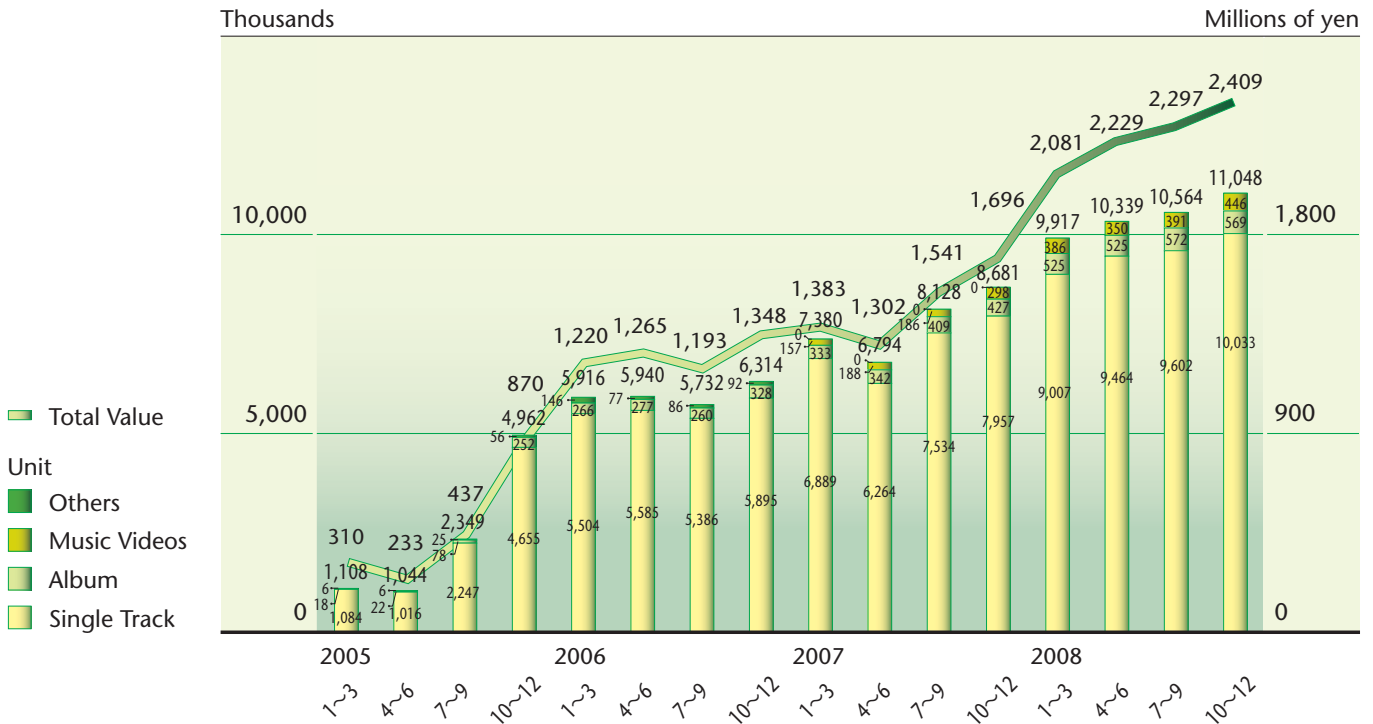
N.B. Please refer to notes for Sales Figures of Digital Music Delivery in 2008 on page 3.

●Composition of Digital Music Delivery by Format – Value Basis

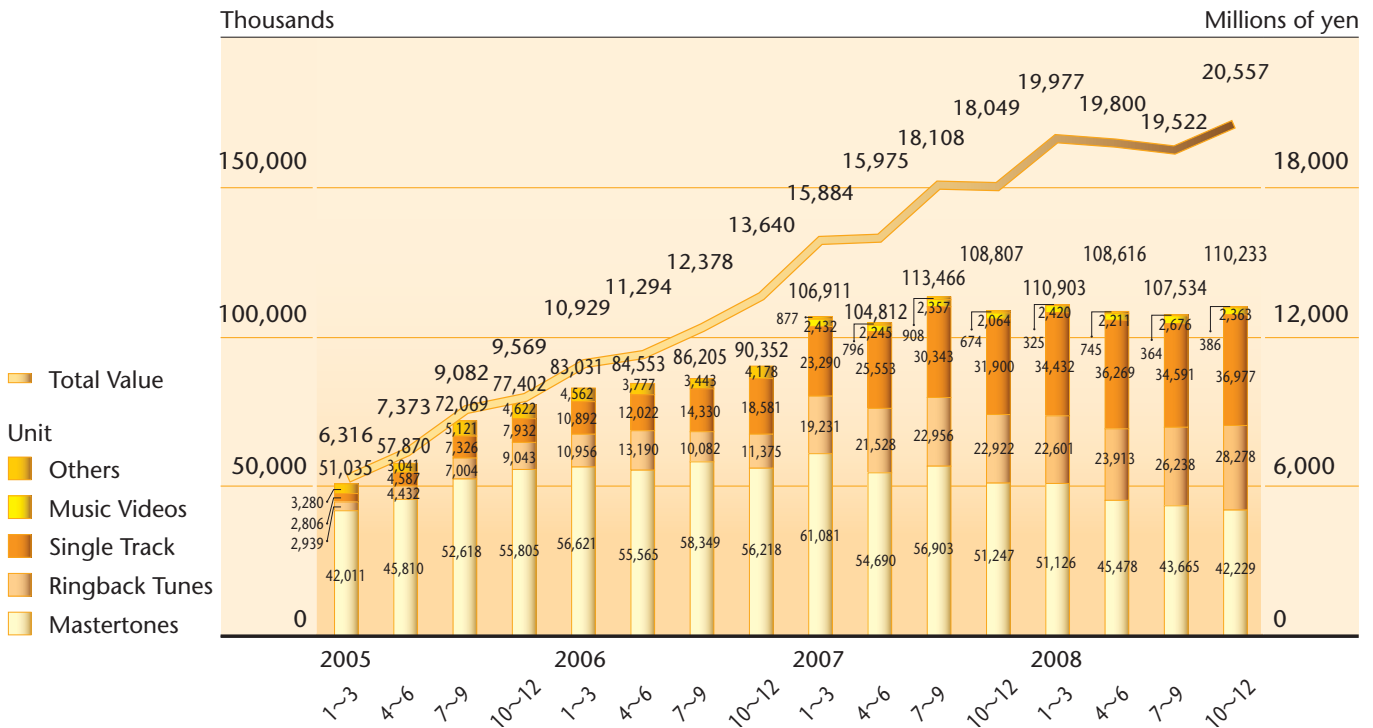


# 14. Sales of Digital Music Delivery by Contents

## ●Internet



## ●Mobile



N.B. Figures for music videos are included in Others until October-December 2006 and accounted for as an individual item from January-March 2007.

## 15. Recorded Music – Production on Unit Basis

Thousands of units

Discs					
	SPs		SPs		SPs
1929	10,483	1936	29,638	'43-'45	unknown
1930	14,400	1937	26,409	1946	6,420
1931	16,895	1938	19,634	1947	8,847
1932	17,016	1939	24,385	1948	11,962
1933	24,675	1940	20,928	1949	16,860
1934	25,731	1941	19,714	1950	11,828
1935	28,927	1942	17,085	1951	14,904

Thousands of units

	Discs								Tapes			Others	Total
	SPs	7"		10"/12"		CDs		Cartridges	Cassettes	Open Reels			
		33rpm	45rpm	33rpm	45rpm	3"	5"						
1952	17,806												17,806
1953	19,357				52								19,409
1954	15,896		455		209								16,560
1955	12,781		1,172		547								14,500
1956	11,540		2,379		1,019								14,938
1957	9,877		3,889		1,821								15,587
1958	8,520		5,417		3,264								17,201
1959	5,536		8,726		5,127								19,389
1960	3,078	73	13,530		7,323								24,004
1961	1,976	765	19,428		10,653								32,822
1962	584	2,765	26,927		13,462								43,738
1963	25	6,606	39,234		13,730								59,595
1964		9,012	50,954		13,847								73,813
1965		14,693	61,887		14,354								90,934
1966		15,285	63,063		16,142								94,490
1967		15,686	65,338		18,863	213							100,100
1968		16,968	75,489		27,757	217		5,529	631	171			126,762
1969		16,712	78,473		38,332	55		12,394	1,250	206			147,422
1970		11,749	71,704		50,095	7		18,338	3,790	192			155,875
1971		10,453	81,414		58,443	1		14,844	5,837	279			171,271
1972		8,004	82,909		61,137	0		13,535	6,770	239			172,594
1973		6,997	86,744		78,520	0		15,606	10,591	242			198,700
1974		6,735	91,166		83,758	0		12,790	11,154	111			205,714
1975		6,307	86,399		84,665	0		12,160	14,090	44			203,665
1976		5,548	99,543		94,599	62		11,388	20,187	14			231,341
1977		5,896	85,759		92,189	219		9,055	25,612	15			218,745
1978		4,801	98,283		93,012	132		11,699	34,855	6			242,788
1979		4,036	106,302		88,346	120		15,087	46,220	2			260,113
1980		5,188	99,172		90,504	79		22,858	57,107	0			274,908
1981		2,756	84,929		80,383	466		26,152	60,627				255,313
1982		2,451	76,285		73,022	158		36,489	61,115				249,520
1983		2,569	76,649		69,049	469		33,113	64,618				246,467
1984		1,149	69,979		66,708	1,503		21,973	60,917				228,595
1985		1,180	60,959		58,057	4,320		20,638	13,826	60,694			219,673
1986		1,415	59,152		42,751	2,732		45,120	8,355	62,517			222,041
1987		818	45,432		25,996	1,749		64,992	5,893	68,925			213,804
1988		564	26,855		10,935	1,109	25,557	89,980	3,415	76,074			234,490
1989		910	6,770		2,182	194	47,094	143,424	1,666	72,301			274,542
1990		224	1,382		703	23	61,820	169,129	672	56,541			290,494
1991		9	87		885	1	88,776	210,497	254	44,579			345,087
1992		14	17		982	1	110,559	222,671	47	38,853			373,142
1993		0	76		766	0	153,795	227,756	4	35,333			417,730
1994				620			138,271	241,699	0	29,860			410,450
1995				534			164,581	275,369		25,031			465,515
1996				944			166,294	282,556		22,512			472,305
1997				1,034			167,827	289,313		22,534			480,706
1998				1,186			154,260	302,913		21,818			480,177
1999				2,985			86,333	61,145		17,608			444,351
2000				1,914			33,124	104,601		17,174			433,140
2001				1,297			9,788	99,605		15,160		Music Videos	385,083
2002				697			7,967	74,793		12,972		14,909	358,224
2003				580			20,815	67,323		11,733		32,183	360,570
2004				894			15,363	66,473		8,999		34,772	347,451
2005				306			1,943	62,745		7,425		43,267	353,219
2006				248			1,693	65,861		6,665		49,137	346,778
2007				324			371	61,324		5,557		51,846	318,662
2008				212			239	53,488		4,586		55,742	303,490

N.B. 1. Figures are rounded, hence the possible difference between breakdown and total.  
 2. 7" and 10"/12" analog recordings were consolidated in 1994.  
 3. Others: Total number of SACDs, DVDs-Audio, DVDs-Music and MDs

## 16. Recorded Music – Production on Value Basis

Millions of yen

	Discs								Tapes			Others	Total
	SPs	7"		10"/12"		CDs		Cartridges	Cassettes	Open Reels			
		33rpm	45rpm	33rpm	45rpm	3"	5"						
1952													2,269
1953													3,016
1954													3,186
1955													3,018
1956	2,084		792	1,181									4,058
1957	1,774		1,191	2,007									4,972
1958	1,496		1,365	2,859									5,719
1959	962		1,870	4,089									6,921
1960	516	21	2,749	5,685									8,971
1961	334	206	3,789	8,233									12,562
1962	104	699	5,275	11,180									17,259
1963	4	1,760	7,722	11,433									20,919
1964		2,369	9,855	12,966									25,190
1965		4,140	12,557	12,696									29,393
1966		4,381	13,306	14,278									31,965
1967		3,983	14,009	16,413	242								34,646
1968		4,988	19,155	24,821	281								49,245
1969		5,114	20,830	34,352	73								60,369
1970		3,765	19,578	42,368	9								65,720
1971		3,249	22,498	50,829	1			30,434	4,879	352			112,242
1972		2,757	25,050	55,474	0			26,662	5,628	303			115,876
1973		2,535	29,706	75,310	0			33,475	10,007	280			151,314
1974		2,649	31,771	98,005	0			28,816	14,542	177			175,960
1975		2,533	30,159	104,442	0			26,674	20,997	78			184,883
1976		2,295	37,604	123,627	36			21,383	33,402	35			218,381
1977		2,495	34,745	126,030	269			14,334	44,723	42			222,638
1978		1,908	40,172	129,980	148			12,107	61,371	18			245,704
1979		1,659	43,753	125,884	103			14,191	76,993	6			262,589
1980		2,300	42,673	136,187	78			21,265	90,341				292,844
1981		1,191	39,766	130,652	798			24,529	91,718				288,654
1982		1,053	35,920	118,148	171			35,152	90,594				281,037
1983		1,366	36,724	114,092	500			32,290	96,691				281,663
1984		533	33,720	110,948	1,369		14,439	21,696	91,406				274,111
1985		1,150	29,425	95,910	3,761		47,931	13,708	89,453				281,337
1986		733	28,323	71,624	2,625		97,912	8,482	89,220				298,920
1987		448	21,956	45,967	1,562		139,016	6,340	96,295				311,584
1988		328	12,925	18,842	1,111	18,825	186,423	3,680	100,812				342,947
1989		400	3,107	3,349	286	29,756	257,005	1,678	87,752				383,332
1990		140	640	1,034	41	37,556	285,793	693	61,872				387,770
1991		5	38	1,441	0	53,967	345,829	259	47,714				449,252
1992		10	8	1,834	1	69,064	369,467	45	37,819				478,247
1993		0	43	1,479	0	97,710	382,754	4	31,689				513,679
1994			1,081			88,371	403,870		25,924				519,246
1995			881			100,565	450,604		21,982				574,031
1996			1,312			104,418	458,164		19,969				583,862
1997			1,369			103,891	463,187		19,573				588,019
1998			1,484			95,478	492,400		18,132				607,494
							<b>Singles</b>	<b>Albums</b>					
1999			3,575			54,077	46,850	450,369		14,680			569,551
2000			2,069			15,046	82,393	426,440		13,868			539,816
2001			1,351			3,885	76,432	409,261	12,132		<b>Music Videos</b>		503,061
2002			782			3,861	56,677	371,268	10,542	37,683	642		481,454
2003			676			3,128	51,310	333,550	9,867	56,489	1,159		456,179
2004			520			1,393	50,591	316,627	7,437	53,900	802		431,269
2005			406			424	48,431	310,945	6,322	54,973	710		422,210
2006			337			383	50,464	293,671	5,613	56,844	1,096		408,408
2007			563			156	46,788	280,230	4,506	57,823	1,046		391,113
2008			352			107	39,837	251,321	3,740	65,626	791		361,775

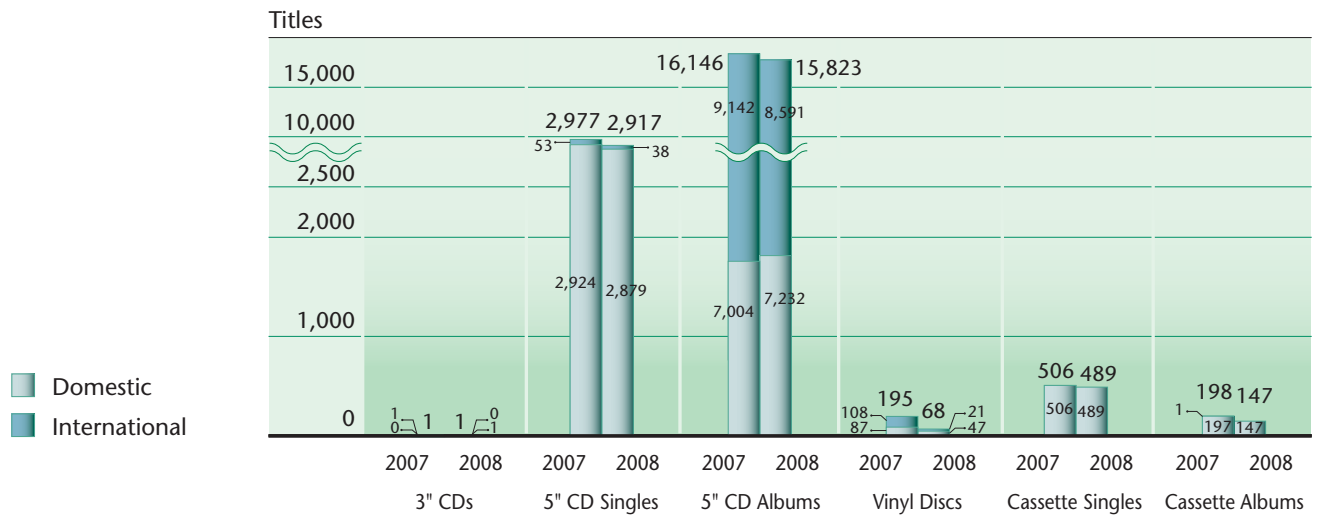
N.B. 1. Figures are rounded, hence the possible difference between breakdown and total.

2. 7" and 10"/12" analog recordings were consolidated in 1994.

3. Others: Total number of SACDs, DVDs-Audio, DVDs-Music and MDs

## 17. Newly Released Audio Recordings

### ●Newly Released Audio Recordings by Format



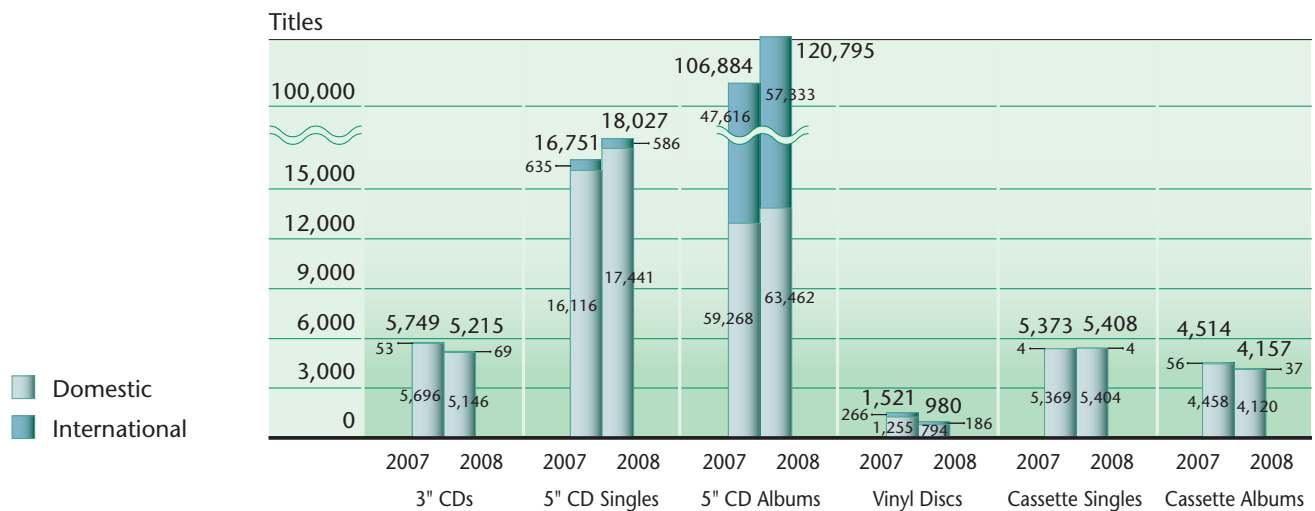
### ●Breakdown by Genre and Format in 2008

Genre			3" CDs	5" CDs			Vinyl Discs	Cassettes		Total
				Singles	Albums	Total		Singles	Albums	
DOMESTIC	Pop	Enka	0	540	406	946	0	433	122	1,501
		Kayokyoku	0	1,088	1,699	2,787	7	33	13	2,840
		New Music	0	870	2,875	3,745	38	0	6	3,789
		Sub-total	0	2,498	4,980	7,478	45	466	141	8,130
	Light Music	0	21	431	452	0	0	0	452	
	Traditional	0	18	176	194	0	22	5	221	
	Children's	0	7	218	225	0	1	0	226	
	Animation	1	235	503	738	0	0	0	739	
	Classical	0	5	246	251	2	0	0	253	
	Karaoke	0	0	0	0	0	0	0	0	
Others	0	95	678	773	0	0	1	774		
Domestic Total			1	2,879	7,232	10,111	47	489	147	10,795
			(-)	(98%)	(103%)	(102%)	(54%)	(97%)	(75%)	(101%)
INTER-NATIONAL	Pop	Rock/Disco	0	18	4,011	4,029	0	0	0	4,029
		Jazz/Fusion	0	0	1,687	1,687	18	0	0	1,705
		Pop	0	19	663	682	0	0	0	682
		Screen	0	0	210	210	0	0	0	210
		Others	0	0	180	180	0	0	0	180
		Sub-total	0	37	6,751	6,788	18	0	0	6,806
	Classical	0	1	1,815	1,816	3	0	0	1,819	
Others	0	0	25	25	0	0	0	25		
International Total			0	38	8,591	8,629	21	0	0	8,650
			(-)	(72%)	(94%)	(94%)	(19%)	(-)	(-)	(93%)
Grand Total			1	2,917	15,823	18,740	68	489	147	19,445
			(100%)	(98%)	(98%)	(98%)	(35%)	(97%)	(74%)	(97%)

**N.B.** Figures in parentheses: Percentage change compared with previous year  
Total number of newly released recordings in 2008

## 18. Audio Recording Catalogue Listings

### ●Audio Recording Catalogue Listings by Format

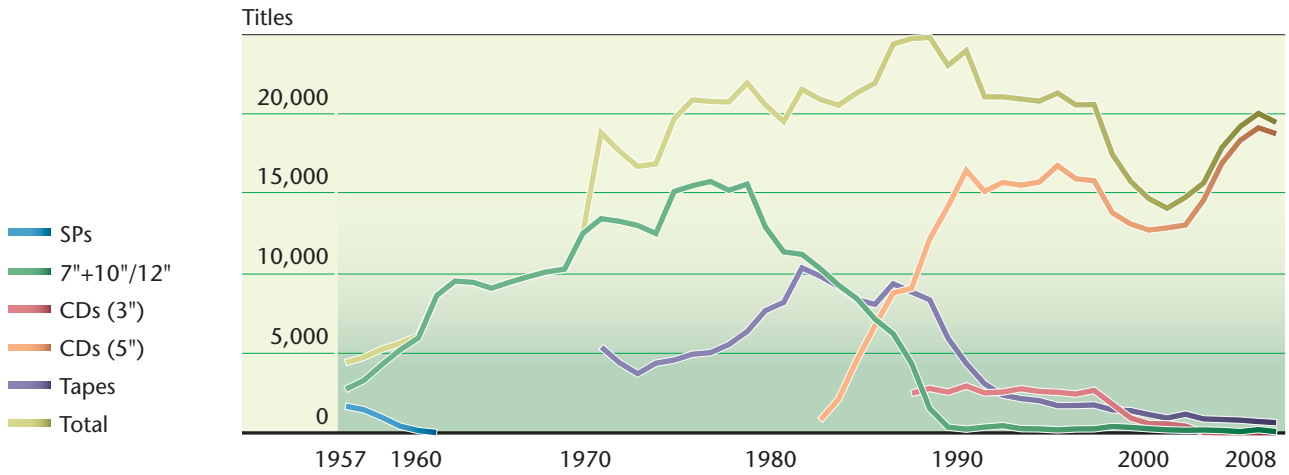


### ●Breakdown by Genre and Format in 2008

Genre			3" CDs	5" CDs			Vinyl Discs	Cassettes		Total
				Singles	Albums	Total		Singles	Albums	
DOMESTIC	Pop	Enka	1,625	2,596	3,714	6,310	7	4,217	1,950	14,109
		Kayokyoku	1,160	5,760	11,210	16,970	66	318	230	18,744
		New Music	1,469	7,025	24,251	31,276	706	61	65	33,577
		Sub-total	4,254	15,381	39,175	54,556	779	4,596	2,245	66,430
	Light Music	Traditional	21	104	4,147	4,251	4	24	141	4,441
		Children's	112	96	2,031	2,127	0	731	979	3,949
		Animation	77	67	2,738	2,805	0	29	228	3,139
		Classical	467	1,262	5,552	6,814	0	11	285	7,577
		Karaoke	1	22	3,889	3,911	4	1	2	3,919
		Others	0	0	130	130	0	0	0	130
Domestic Total			5,146 (90%)	17,441 (108%)	63,462 (107%)	80,903 (107%)	794 (63%)	5,404 (101%)	4,120 (92%)	96,367 (105%)
INTER-NATIONAL	Pop	Rock/Disco	24	418	22,429	22,847	62	0	1	22,934
		Jazz/Fusion	1	12	9,066	9,078	91	1	0	9,171
		Pop	35	114	5,057	5,171	1	0	24	5,231
		Screen	2	18	1,665	1,683	2	0	5	1,692
		Others	2	10	1,077	1,087	4	3	6	1,102
		Sub-total	64	572	39,294	39,866	160	4	36	40,130
	Classical		1	12	17,893	17,905	26	0	1	17,933
	Others		4	2	146	148	0	0	0	152
International Total			69 (130%)	586 (92%)	57,333 (120%)	57,919 (120%)	186 (70%)	4 (100%)	37 (66%)	58,215 (120%)
Grand Total			5,215 (91%)	18,027 (108%)	120,795 (113%)	138,822 (112%)	980 (64%)	5,408 (101%)	4,157 (92%)	154,582 (110%)

**N.B.** Figures in parentheses: Percentage change compared with previous year  
Number of catalogues as of 2008 year-end

19. Newly Released Audio Recordings



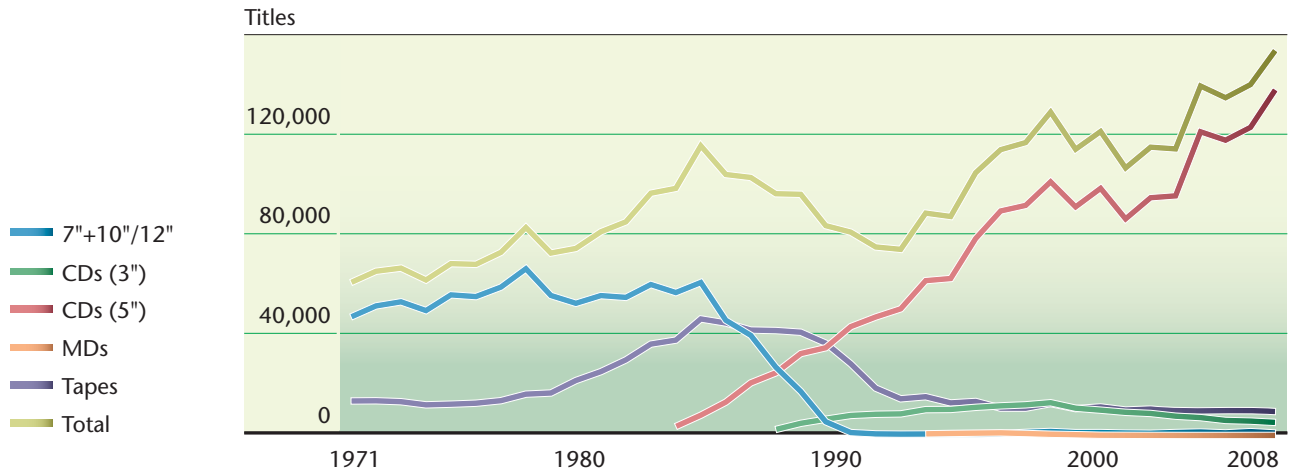
\*Tapes: Cassettes + Cartridges + Open Reels

(Titles)

	Discs					Tapes			Total
	SPs	7"	10"/12"	3" CDs	5" CDs	Cassettes	Cartridges	Open Reels	
1957	1,673	1,651	1,070						4,394
1958	1,451	1,789	1,493						4,733
1959	964	2,074	2,202						5,240
1960	414	2,433	2,769						5,616
1961	139	2,475	3,483						6,097
1962	15	3,425	5,187						8,627
1963		4,231	5,281						9,512
1964		5,053	4,379						9,432
1965		4,954	4,111						9,065
1966		5,414	4,030						9,444
1967		5,416	4,366						9,782
1968		5,382	4,704						10,086
1969		4,807	5,451						10,258
1970		5,159	7,346						12,505
1971		5,006	8,415			2,162	2,933	295	18,811
1972		4,378	8,884			1,834	2,353	211	17,660
1973		3,818	9,186			1,767	1,781	157	16,709
1974		3,286	9,210			2,437	1,821	106	16,860
1975		3,930	11,198			2,720	1,816	23	19,687
1976		4,042	11,452			3,614	1,746	15	20,869
1977		4,681	11,075			3,891	1,110	26	20,783
1978		4,021	11,185			4,607	915	15	20,743
1979		4,233	11,358			5,526	818	3	21,938
1980		4,049	8,851			6,393	1,270	1	20,564
1981		3,224	8,119			6,504	1,672		19,519
1982		3,224	7,965			7,674	2,667		21,530
1983		3,246	7,052		788	7,277	2,543		20,906
1984		2,761	6,503		2,097	7,047	2,133		20,541
1985		2,668	5,750		4,546	6,504	1,845		21,313
1986		2,535	4,593		6,719	6,768	1,310		21,925
1987		2,547	3,661		8,772	7,872	1,520		24,372
1988		2,066	2,299	2,468	9,053	7,671	1,164		24,721
1989		993	528	2,780	12,155	7,691	642		24,789
1990		155	198	2,549	14,203	5,655	276		23,036
1991		0	229	2,933	16,451	4,188	160		23,961
1992		4	350	2,502	15,135	3,049	24		21,064
1993	MDs	9	439	2,556	15,697	2,362		DCCs	21,063
1994	177	258		2,761	15,527	2,142		65	20,930
1995	159	245		2,592	15,722	2,015		64	20,797
1996	117	183		2,540	371	16,385	1,702	2	21,300
1997	252	242		2,431	428	15,497	1,710		20,560
1998	119	248		2,659	599	15,208	1,746		20,579
1999	33	396		1,795	1,225	12,573	1,436		17,458
2000	17	338		929	1,760	11,333	1,388		15,765
2001	1	253		575	1,904	10,808	1,141		14,682
2002		188		557	1,677	10,734	923		14,079
2003		157		419	2,094	10,933	1,165		14,768
2004		177		21	2,581	12,019	870		15,668
2005		144		3	2,769	14,136	833		17,885
2006		74		3	2,954	15,377	793		19,201
2007		195		1	2,977	16,146	704		20,023
2008		68		1	2,917	15,823	636		19,445



## 20. Audio Recording Catalogue Listings



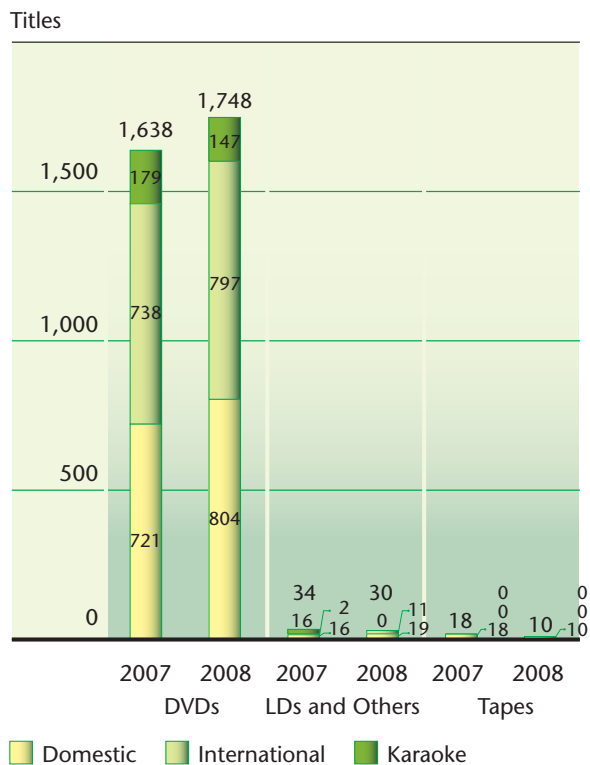
\*Tapes: Cassettes + Cartridges + Open Reels

(Titles)

	Discs				MDs	Tapes			Total
	7"	10"/12"	3" CDs	5" CDs		Cassettes	Cartridges	Open Reels	
1971	20,593	26,939				4,962	7,557	1,305	61,356
1972	19,244	32,725				5,499	6,993	1,410	65,871
1973	18,006	35,605				6,000	6,134	1,398	67,143
1974	15,596	34,502				6,064	5,158	1,048	62,368
1975	15,925	40,470				6,748	5,159	636	68,938
1976	14,627	41,087				8,206	4,205	517	68,642
1977	16,558	42,955				9,707	4,001	239	73,460
1978	17,747	49,140				12,790	3,514	255	83,446
1979	15,253	40,903				13,965	2,946	111	73,178
1980	15,052	37,960				18,771	3,176	81	75,040
1981	15,991	40,126				20,779	4,815		81,711
1982	15,915	39,478				24,014	6,292		85,699
1983	17,280	43,275				28,365	8,284		97,204
1984	15,937	41,388		3,572		28,596	9,648		99,141
1985	17,692	43,672		8,112		35,171	11,573		116,220
1986	14,813	31,414		13,360		34,223	10,893		104,703
1987	13,235	26,919		21,079		33,252	9,030		103,515
1988	11,181	16,231	2,387	25,105		35,470	6,622		96,996
1989	7,918	9,725	4,856	32,843		33,736	7,673		96,751
1990	2,524	2,961	6,494	35,185		30,504	6,510		84,178
1991	595	552	8,020	43,659		26,208	2,545		81,579
1992	182	442	8,488	47,525		18,273	713		75,623
1993	93	435	8,642	50,799		14,687	6	<b>DCCs</b>	74,662
1994	24	548	10,353	62,108	635	14,979	6	550	89,203
1995	11	613	10,417	62,970	801	12,481		562	87,855
1996	576		11,277	79,009	917	13,438		192	105,409
1997	741		11,866	90,066	1,038	10,874		82	114,667
1998	1,214		12,276	92,313	773	10,932		11	117,519
				<b>Singles</b>	<b>Albums</b>				
1999	1,596		13,123	2,680	99,090	488	12,778	4	129,759
2000	1,134		10,929	3,517	88,206	297	10,751		114,834
2001	1,152		10,138	4,982	94,173	89	11,436		121,970
2002	945		9,272	6,526	80,364	34	10,196		107,337
2003	857		8,816	8,001	87,384	26	10,582		115,666
2004	1,165		7,724	9,757	86,378	2	9,956		114,982
2005	1,366		7,153	12,384	109,474	2	9,843		140,222
2006	1,021		6,009	14,009	104,467	2	10,002		135,510
2007	1,521		5,749	16,751	106,884	2	9,887		140,794
2008	980		5,215	18,027	120,795	0	9,565		154,582

## 21. Newly Released Music Videos

### ● Newly Released Music Videos by Format



\* Total number of newly released music videos in 2008

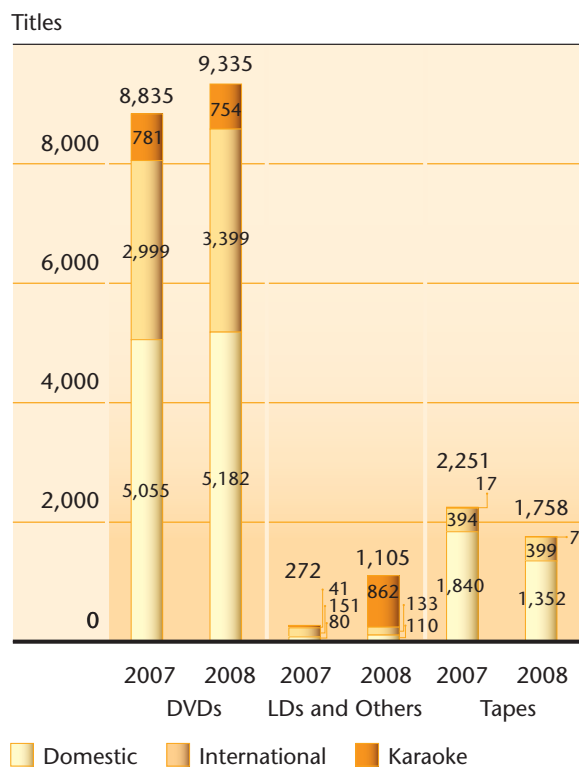
### ● Breakdown by Genre and Format in 2008

Genre		Discs		Tapes	Total
		DVDs	LDs and Others		
MUSIC	Domestic	804	19	10	833
	International	797	11	0	808
	Karaoke	147	0	0	147
Total		1,748 (107%)	30 (88%)	10 (56%)	1,788 (106%)

N.B. Figures in parentheses: Percentage change compared with previous year

## 22. Music Video Catalogue Listings

### ● Music Video Catalogue Listings by Format



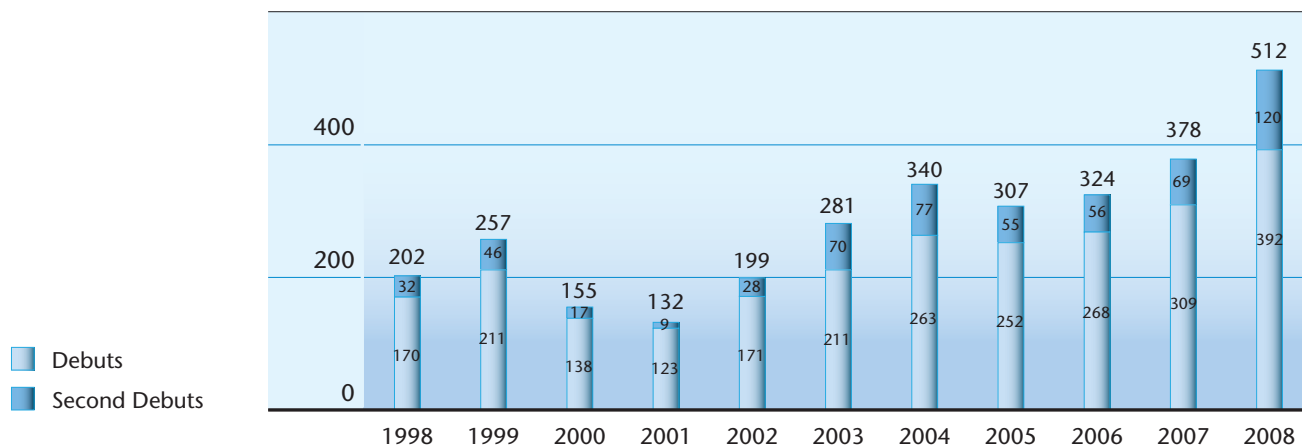
\* Number of music video catalogues as of 2008 year-end

### ● Breakdown by Genre and Format in 2008

Genre		Discs		Tapes	Total
		DVDs	LDs and Others		
MUSIC	Domestic	5,182	110	1,352	6,644
	International	3,399	133	399	3,931
	Karaoke	754	862	7	1,623
Total		9,335 (106%)	1,105 (406%)	1,758 (78%)	12,198 (107%)

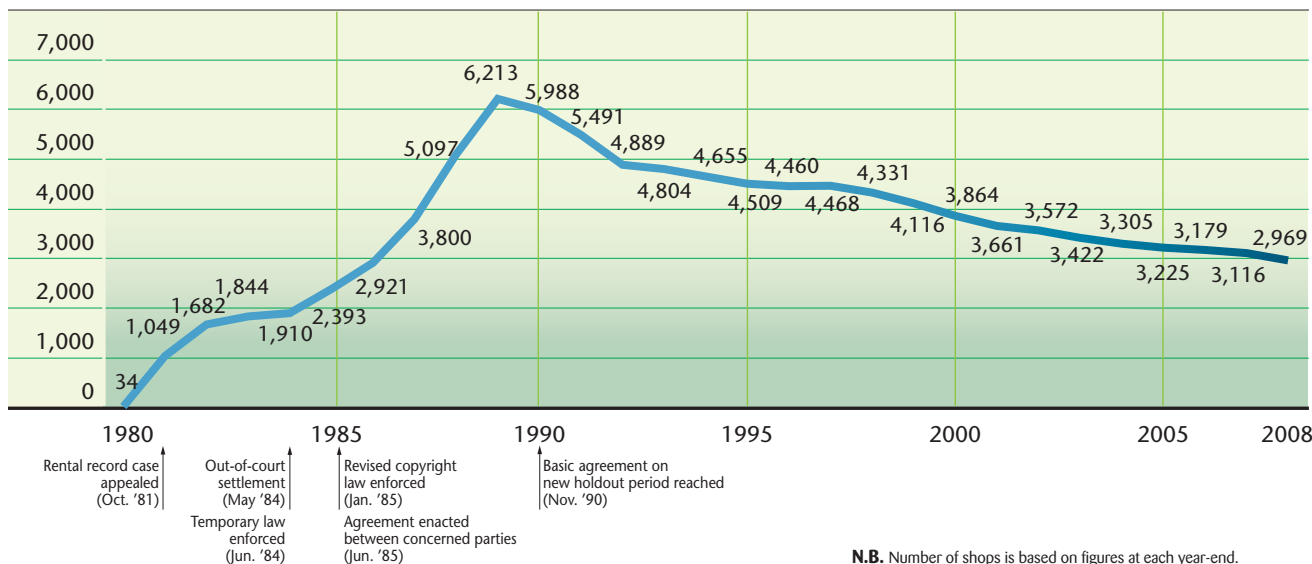
N.B. Figures in parentheses: Percentage change compared with previous year

### 23. Number of Domestic Debut Artists

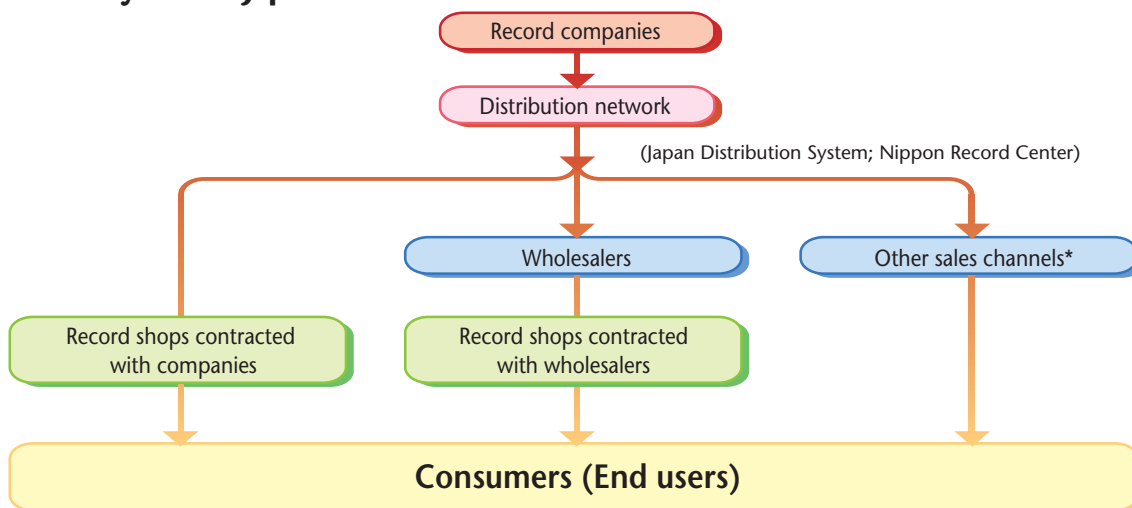


N.B. Group is counted as one artist. Artists belong to RIAJ member companies.

### 24. Number of Record Rental Shops



### 25. Distribution System in Japan



\*Other sales channels: Direct mail, door-to-door and selling agents for professional users

26. 23rd Japan Gold Disc Award 2009 (March 2009)

Artist of the Year

	Artist	Released by
D	EXILE	avex marketing inc.
I	MADONNA	Warner Music Japan Inc.

New Artist of the Year

	Artist	Released by
D	SHU-CHI-SHIN	PONY CANYON INC.
I	LEONA LEWIS	BMG JAPAN, INC.



EXILE

Best 10 New Artists

	Artist	Released by
D	aladdin	YOSHIMOTO R and C Co., LTD.
	GIRL NEXT DOOR	avex marketing inc.
	KIMAGUREN	UNIVERSAL MUSIC LLC
	Yusaku Kiyama	avex marketing inc.
	KUSUO	NIPPON CROWN Co.Ltd
	JERO	Victor Entertainment, Inc.
	Shota Shimizu	Sony Music Records Inc.
	SHU-CHI-SHIN	PONY CANYON INC.
	flumpool	A-sketch
	Lil'B	Defstar Records Inc.



MADONNA

Best 3 New Artists

	Artist	Released by
I	ELLIOTT YAMIN	avex marketing inc.
	FLO RIDA	Warner Music Japan Inc.
	LEONA LEWIS	BMG JAPAN, INC.

Best Enka/Kayokyoku Artists

	Artist	Released by
	JERO	Victor Entertainment, Inc.
	KIYOSHI HIKAWA	Columbia Music Entertainment, Inc.

Best Enka/Kayokyoku Artists Special Award

	Artist	Released by
I	JUNKO AKIMOTO	King Record Co., Ltd.

Single of the Year

	Title	Artist	Released by
D	truth/Kazenomukouhe	ARASHI	J Storm Inc.
I	Caramelldansen	CARAMELL	Quake Inc.

Best 10 Singles

	Title	Artist	Released by
D	SOBANIIRUNE	Thelma Aoyama feat. SoulJa	UNIVERSAL MUSIC LLC
	truth/Kazenomukouhe	ARASHI	J Storm Inc.
	One Love	ARASHI	J Storm Inc.
	Beautiful days	ARASHI	J Storm Inc.
	DON'T U EVER STOP	KAT-TUN	J Storm Inc.
	LIPS	KAT-TUN	J Storm Inc.
	KISEKI	GReeeeN	UNIVERSAL MUSIC LLC
	I AM YOUR SINGER	SOUTHERN ALL STARS	Victor Entertainment, Inc.
	HANABI	Mr.Children	TOY'S FACTORY
	GIFT	Mr.Children	TOY'S FACTORY

Mastertone of the Year

	Title	Artist	Released by
D	KISEKI	GReeeeN	UNIVERSAL MUSIC LLC
I	Miles Away	MADONNA	Warner Music Japan Inc.

Best 5 Mastertones

	Title	Artist	Released by
D	Prisoner Of Love	UTADA HIKARU	EMI Music Japan Inc.
	The Birthday ~Ti Amo~	EXILE	avex marketing inc.
	KISEKI	GReeeeN	UNIVERSAL MUSIC LLC

	Sunao Ni Naretara Ponyo on the Cliff by the Sea	JUJU feat.Spontania FUJIOKAFUJIMAKI & NOZOMI OOHASHI	Sony Music Associated Records YAMAHA MUSIC COMMUNICATIONS CO., LTD.
--	--	---	--

### Single Track of the Year (mobile)

	Title	Artist	Released by
D	SOBANIIRUNE	Thelma Aoyama feat. SoulJa	UNIVERSAL MUSIC LLC
I	Miles Away	MADONNA	Warner Music Japan Inc.

### Best 5 Single Tracks (mobile)

	Title	Artist	Released by
D	SOBANIIRUNE	Thelma Aoyama feat. SoulJa	UNIVERSAL MUSIC LLC
	Prisoner Of Love	UTADA HIKARU	EMI Music Japan Inc.
	The Birthday ~Ti Amo~	EXILE	avex marketing inc.
	KISEKI	GReeeeN	UNIVERSAL MUSIC LLC
	Ponyo on the Cliff by the Sea	FUJIOKAFUJIMAKI & NOZOMI OOHASHI	YAMAHA MUSIC COMMUNICATIONS CO., LTD.

### Single Track of the Year (online)

	Title	Artist	Released by
D	SOBANIIRUNE	Thelma Aoyama feat. SoulJa	UNIVERSAL MUSIC LLC
I	Miles Away	MADONNA	Warner Music Japan Inc.

### Best 5 Single Tracks (online)

	Title	Artist	Released by
D	SOBANIIRUNE	Thelma Aoyama feat. SoulJa	UNIVERSAL MUSIC LLC
	Prisoner Of Love	UTADA HIKARU	EMI Music Japan Inc.
	LIFE	KIMAGUREN	UNIVERSAL MUSIC LLC
	KISEKI	GReeeeN	UNIVERSAL MUSIC LLC
	Ai-wo Komete Hanataba-wo	Superfly	Warner Music Japan Inc.

### Album of the Year

	Title	Artist	Released by
D	EXILE BALLAD BEST	EXILE	avex marketing inc.
I	Viva La Vida	COLDPLAY	EMI Music Japan Inc.

### Best 10 Albums

	Title	Artist	Released by
D	BEST FICTION	Namie Amuro	avex marketing inc.
	HEART STATION	UTADA HIKARU	EMI Music Japan Inc.
	EXILE ENTERTAINMENT BEST	EXILE	avex marketing inc.
	EXILE CATCHY BEST	EXILE	avex marketing inc.
	EXILE BALLAD BEST	EXILE	avex marketing inc.
	A DOMO OHISASHIBURIDESU	GReeeeN	UNIVERSAL MUSIC LLC
	Expressions	Mariya Takeuchi	Warner Music Japan Inc.
	㊦ COMPLETE ~ALL SINGLES~	ayumi hamasaki	avex marketing inc.
	B'z The Best "ULTRA Pleasure"	B'z	VERMILLION RECORDS
	SUPERMARKET FANTASY	Mr.Children	TOY'S FACTORY

### Best 3 Albums

	Title	Artist	Released by
I	Viva La Vida	COLDPLAY	EMI Music Japan Inc.
	YEAR OF THE GENTLEMAN	Ne-Yo	UNIVERSAL MUSIC LLC
	Hard Candy	MADONNA	Warner Music Japan Inc.

### Classic Album of the Year

	Title	Artist	Released by
D	image7	Various	Sony Music Japan International Inc.
I	A Winter Symphony	Sarah Brightman	EMI Music Japan Inc.

### Jazz Album of the Year

	Title	Artist	Released by
D	AFTER HOURS	CHIIHIRO YAMANAKA	UNIVERSAL MUSIC LLC
I	BEYOND STANDARD	HIROMI'S SONICBLOOM	UNIVERSAL MUSIC LLC

### Instrumental Album of the Year

	Title	Artist	Released by
I	Piano Stories Best 88-08	JOE HISAISHI	UNIVERSAL MUSIC LLC

## Soundtrack Album of the Year

	Title	Artist	Released by
	Ponyo on the Cliff by the Sea Soundtrack	JOE HISAISHI	TOKUMA JAPAN COMMUNICATIONS CO.,LTD

## Animation Album of the Year

	Title	Artist	Released by
	BLEACH BEST TUNES	BLEACH	Aniplex Inc.

## Traditional Japanese Music Album of the Year

	Title	Artist	Released by
	Every Little Life	HIDEKI TOGI	UNIVERSAL MUSIC LLC

## Special Product Album of the Year

	Title	Artist	Released by
D	WE LOVE ♥ HEXAGON	HEXAGON ALL STARS	PONY CANYON INC.
I	DJ KAORI'S RAGGA MIX	V.A.	UNIVERSAL MUSIC LLC

## Best Music Videos

	Title	Artist	Released by
D	ARASHI SUMMER TOUR 2007 FINAL Time -KOTOBANOCHIKARA- Manatsu No Daikanshasai LIVE	ARASHI SOUTHERN ALL STARS	J Storm Inc. Victor Entertainment, Inc.
	SMAP 2008 super.modern.artistic.performance tour	SMAP	Victor Entertainment, Inc.
I	DJ KAORI'S INMIX DVD	V.A.	UNIVERSAL MUSIC LLC

## Best Asian Artists

	Artist	Released by
	LEE BYUNG HUN	UNIVERSAL MUSIC LLC

## Special Award

	Artist	Released by
	Kimimaro Ayanokouji	TEICHIKU ENTERTAINMENT, INC.

**N.B.** The above data cover the period from January 1 to December 31, 2008.

## ●1st - 22nd Artists of the Year

### 1st 1987

- D AKINA NAKAMORI Warner-Pioneer
- I MADONNA Warner-Pioneer

### 2nd 1988

- D REBECCA CBS-Sony Group
- I THE BEATLES TOSHIBA-EMI

### 3rd 1989

- D BOΩWY TOSHIBA-EMI, Victor Musical Inds, Tokuma Japan
- I BON JOVI Nippon Phonogram

### 4th 1990

- D Southern All Stars Victor Musical Inds
- I MADONNA Warner-Pioneer

### 5th 1991

- D Yumi Matsutoya TOSHIBA-EMI
- I MADONNA Warner-Pioneer

### 6th 1992

- D CHAGE&ASKA PONY CANYON
- I GUNS N' ROSES Victor Musical Inds (MCA Victor)

### 7th 1993

- D CHAGE&ASKA PONY CANYON
- I MADONNA WARNER MUSIC JAPAN

### 8th 1994

- D WANDS POLYDOR, TOSHIBA-EMI
- I THE BEATLES TOSHIBA-EMI

### 9th 1995

- D trf NIPPON CROWN (AVEX D.D.)
- I MARIAH CAREY Sony Music Entertainment

### 10th 1996

- D trf AVEX D.D.
- I MARIAH CAREY Sony Music Entertainment

### 11th 1997

- D Namie Amuro AVEX D.D., TOSHIBA-EMI
- I ME & MY TOSHIBA-EMI

### 12th 1998

- D GLAY PLATINUM RECORDS, POLYDOR
- I Celine Dion Sony Music Entertainment

### 13th 1999

- D B'z ROOMS RECORDS
- I Celine Dion Sony Music Entertainment

### 14th 2000

- D UTADA HIKARU TOSHIBA-EMI
- I Celine Dion Sony Music Entertainment

### 15th 2001

- D ayumi hamasaki AVEX
- I THE BEATLES TOSHIBA-EMI

### 16th 2002

- D ayumi hamasaki AVEX
- I BACKSTREET BOYS Zomba Records Japan

### 17th 2003

- D UTADA HIKARU TOSHIBA-EMI
- I AVRIL LAVIGNE BMG FUNHOUSE

### 18th 2004

- D ayumi hamasaki AVEX
- I TWELVE GIRLS BAND PLATIA ENTERTAINMENT

### 19th 2005

- D ORANGE RANGE Sony Music Records
- I QUEEN TOSHIBA-EMI

### 20th 2006

- D Koda Kumi avex entertainment
- I O-zone avex entertainment

### 21st 2007








- D Koda Kumi AVEX MARKETING COMMUNICATIONS
- I Daniel Powter Warner Music Japan

### 22nd 2008

- D EXILE AVEX MARKETING
- I AVRIL LAVIGNE BMG JAPAN

## 27. Million Sellers in 2008 (Related Data)

CD Album Millions

 <p><b>EXILE CATCHY BEST</b> EXILE (2008.03.26) avex marketing inc.</p>	 <p><b>HEART STATION</b> UTADA HIKARU (2008.03.19) EMI Music Japan Inc.</p>	 <p><b>B'z The Best "ULTRA Pleasure"</b> B'z (2008.06.18) VERMILLION RECORDS</p>	 <p><b>BEST FICTION</b> Namie Amuro (2008.07.30) avex marketing inc.</p>
 <p><b>EXILE BALLAD BEST</b> EXILE (2008.12.03) avex marketing inc.</p>	 <p><b>A DOMO OHISASHIBURIDESU</b> GReeeeN (2008.06.25) UNIVERSAL MUSIC LLC</p>	 <p><b>SUPERMARKET FANTASY</b> Mr.Children (2008.12.10) TOY'S FACTORY</p>	

N.B. The dates indicate dates of release.

## Digital Music Delivery

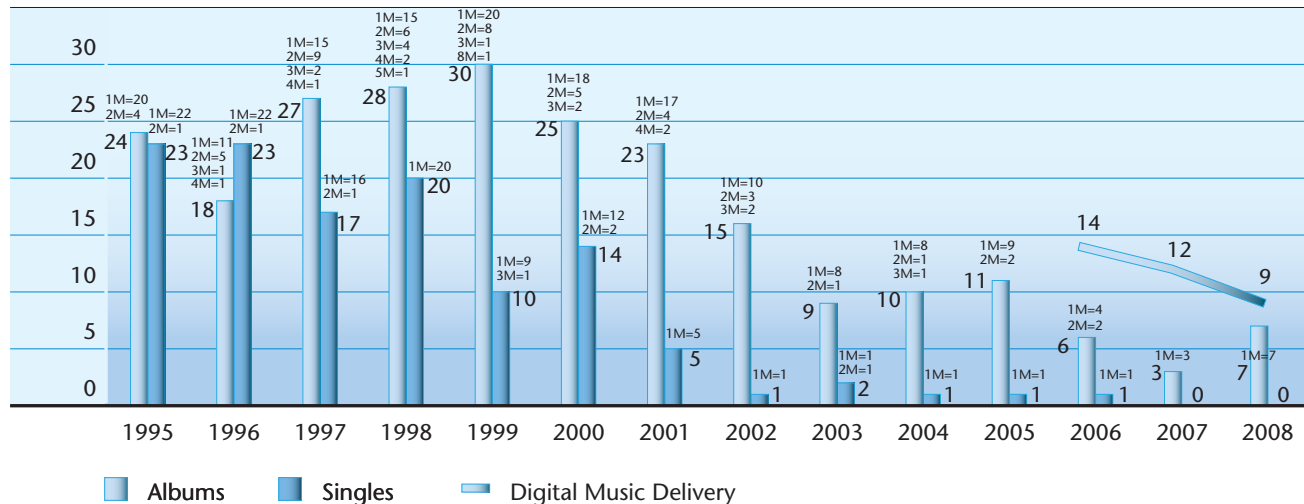
<b>Mastertones</b>	<b>3 Million</b>	KISEKI	GReeeeN	2008.04.19	UNIVERSAL MUSIC LLC
	<b>1 Million</b>	Prisoner Of Love	UTADA HIKARU	2008.03.19	EMI Music Japan Inc.
		LIFE	KIMAGUREN	2008.02.20	UNIVERSAL MUSIC LLC
		Kimi No Subeteni	Spontania feat. JUJU	2008.07.02	UNIVERSAL MUSIC LLC
		Ti Amo	EXILE	2008.09.10	avex marketing inc.
		Sunao Ni Naretara	JUJU feat. Spontania	2008.10.01	Sony Music Associated Records
<b>Mobile Single Track</b>	<b>2 Million</b>	SOBANIIRUNE	Thelma Aoyama feat. Soujja	2008.01.23	UNIVERSAL MUSIC LLC
	<b>1 Million</b>	Prisoner Of Love	UTADA HIKARU	2008.03.19	EMI Music Japan Inc.
		KISEKI	GReeeeN	2008.06.04	UNIVERSAL MUSIC LLC

N.B. The dates indicate start dates of digital delivery.

## 28. Million Sellers

Number of titles

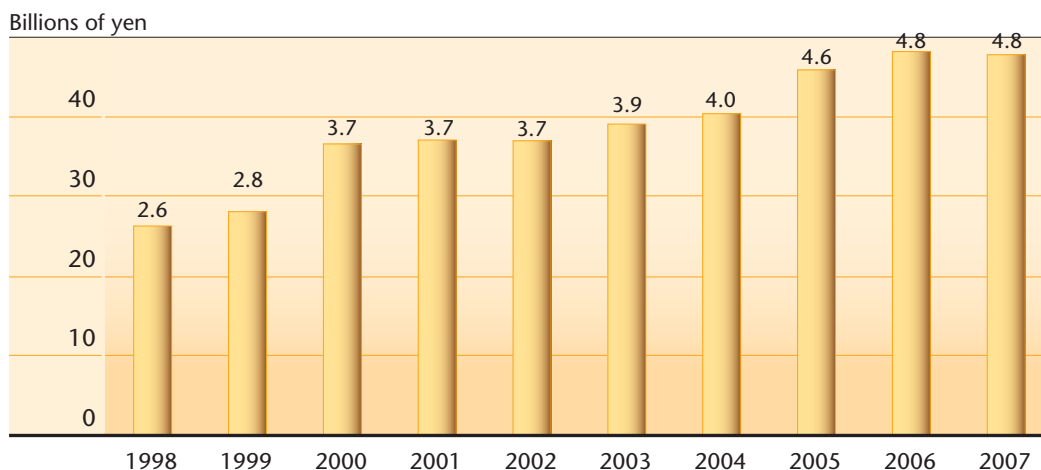
M = Million



N.B. Survey periods until 1998: January 21 to January 20 of the following year; 1999: January 21 to December 31; after 2000: January 1 to December 31

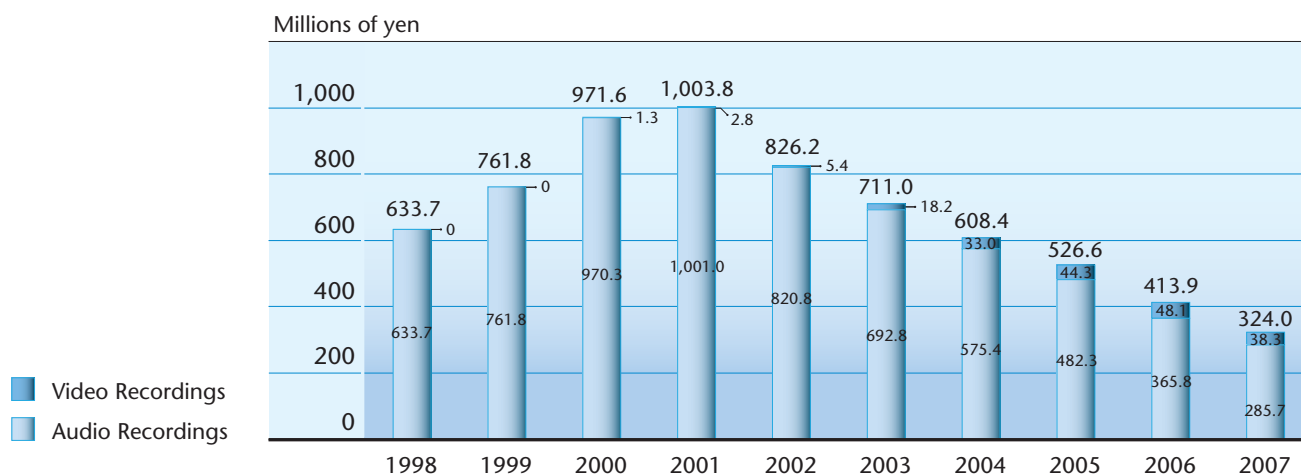
## 29. Amount Collected for Sound Recordings

### ●Secondary Use Fees of Commercial Sound Recordings

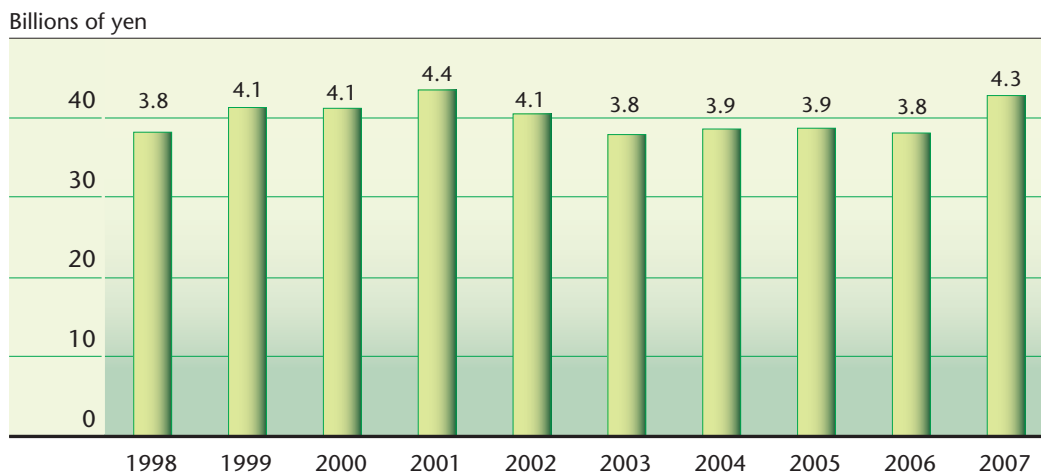


**N.B.** Secondary use fees include royalties on copies for broadcasting use and licensing fees for making transmittable.

### ●Compensation for Private Recordings



### ●Record Rental Remuneration

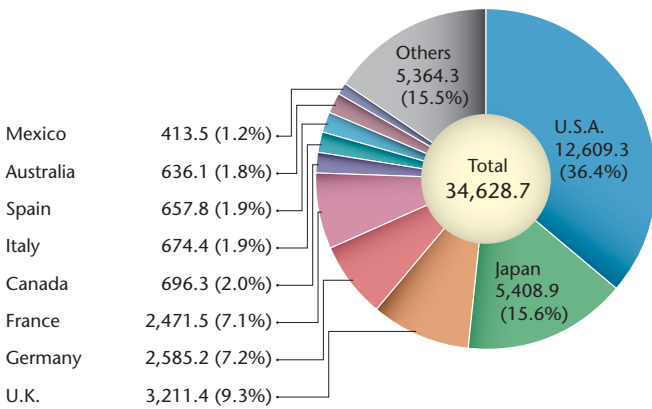


**N.B.** The years shown in the charts above are fiscal years (April to March).

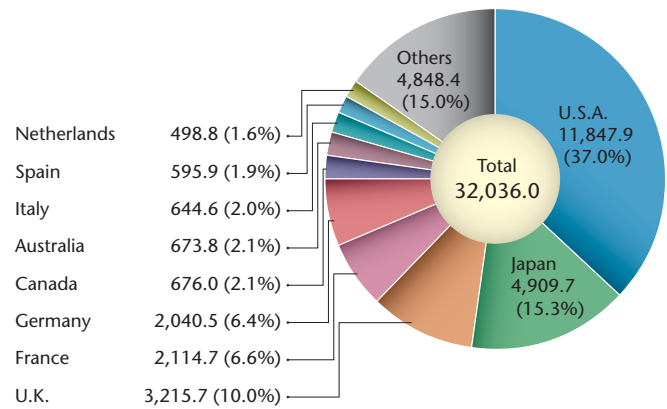


### 30. Global Share of Sales of Recorded Music (Millions of U.S. dollars)

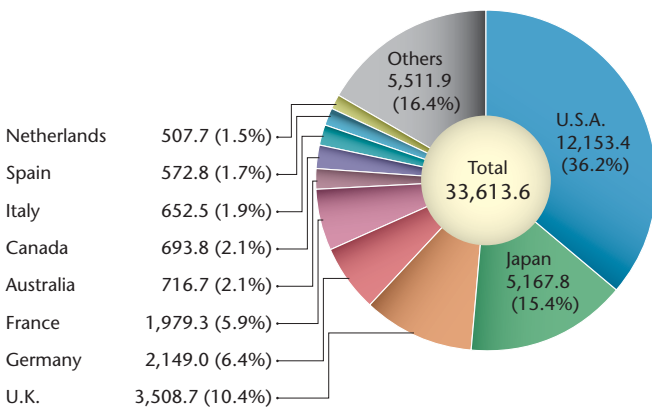
●2002



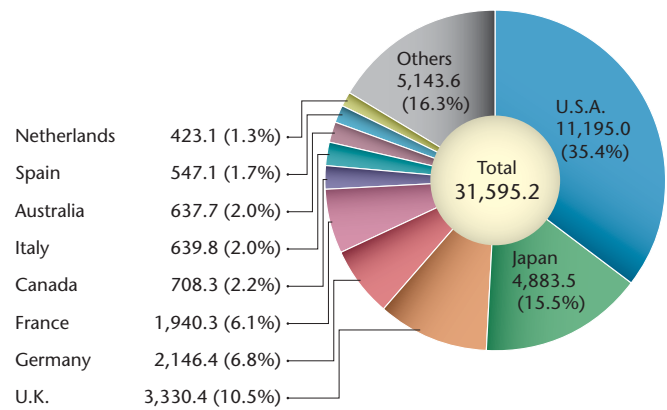
●2003



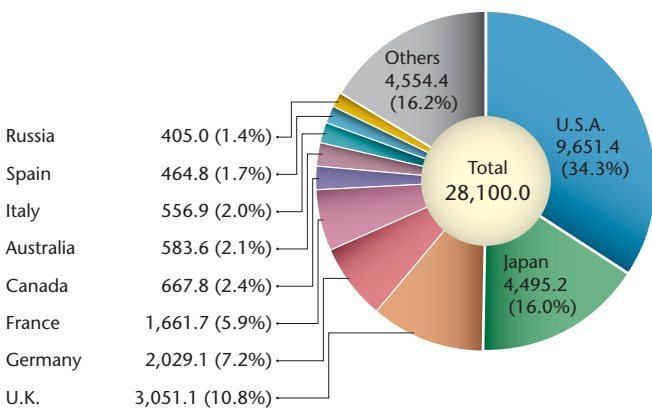
●2004



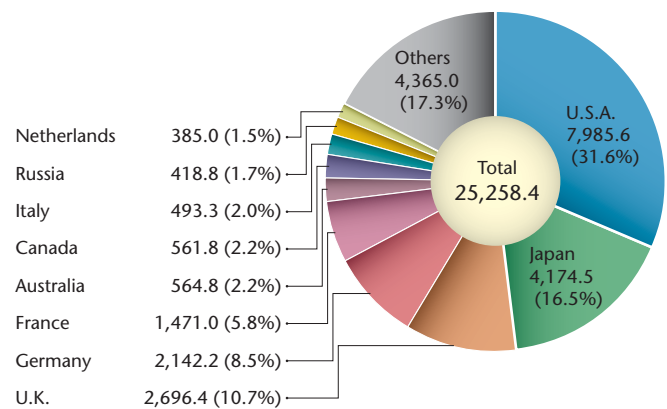
●2005



●2006



●2007



### 31. Global Sales of Recorded Music by Country in 2007

Country	Singles (millions)	CDs (millions)	Music Videos		Retail Value		Annual Growth		Value of Purchase per Person (US\$)	Population (millions)
			DVDs (millions)	VHS Cassettes (millions)	US\$ (millions)	Local Currency (millions)	Units	Local Currency		
U.S.A.	3.3	511.1	26.6	0.9	7,985.6	7,985.6	-16.1%	-19.1%	26.3	303.8
Japan	57.6	176.5	17.1	0.2	4,174.5	491,553.1	-10.4%	-6.0%	32.8	127.3
U.K.	11.3	139	5.2	-	2,696.4	1,348.2	-17.0%	-18.2%	44.3	60.9
Germany	10.6	113.3	9.1	-	2,142.2	1,563.8	-3.7%	-3.7%	26.0	82.4
France	7.9	62.6	4.9	-	1,471.0	1,073.9	-19.5%	-19.2%	22.9	64.1
Australia	2.6	33.8	4.5	0.001	564.8	677.7	-10.4%	-12.7%	27.4	20.6
Canada	0.09	40.8	3.3	0.03	561.8	601.1	-16.7%	-20.3%	16.9	33.2
Italy	0.4	25.5	1.1	0.001	493.3	360.1	-12.9%	-19.2%	8.5	58.1
Russia	0.05	75	-	-	418.8	10,713.0	-2.2%	-2.7%	3.0	140.7
Netherlands	1	18.8	3	-	385.0	281.0	-5.3%	-8.4%	23.2	16.6
Spain	0.6	21.1	2	0.04	378.6	276.4	-22.6%	-25.7%	8.4	45.2
Austria	1.1	10	0.6	0.0007	277.2	202.3	-1.3%	-2.3%	33.8	8.2
Mexico	0.06	30.5	1.8	-	273.9	2,994.2	-19.4%	-23.1%	2.5	110.0
Brazil	-	26.6	5.7	-	246.5	480.6	-17.2%	-31.7%	1.3	191.9
South Africa	0.3	19.5	-	-	237.1	1,671.5	0.2%	1.7%	5.4	43.8
Belgium	1	13.2	1.2	-	231.4	168.9	-24.1%	-2.3%	22.3	10.4
Norway	0.2	9.2	0.4	-	224.6	1,316.2	-4.6%	-6.5%	48.8	4.6
Switzerland	0.5	11.6	0.3	0.0001	216.7	260.1	-9.0%	-8.8%	28.5	7.6
Sweden	0.9	13	0.6	-	206.1	1,393.6	-13.9%	-12.0%	22.9	9.0
Denmark	0.02	8.6	0.2	-	169.7	922.9	-12.3%	-9.3%	30.9	5.5
Greece	0.2	7.6	0.3	0.001	164.6	120.2	9.3%	9.2%	15.4	10.7
India	-	37.2	0.07	-	144.7	5,981.4	-15.1%	-9.1%	0.1	1,148.0
Ireland	0.7	6.7	0.2	0.0007	130.8	95.5	-15.8%	-17.9%	31.1	4.2
Poland	0.08	9.8	0.5	-	128.8	356.7	21.2%	12.2%	3.3	38.5
Finland	0.1	6.4	0.4	-	123.9	90.5	-6.9%	-7.6%	23.8	5.2
Argentina	0.02	15	1.3	-	121.5	376.7	4.5%	6.3%	3.0	40.7
Turkey	-	13.3	-	-	119.6	155.5	-20.2%	-11.9%	1.7	70.5
New Zealand	0.2	4.8	0.6	-	95.0	129.3	-16.7%	-12.2%	22.6	4.2
Portugal	0.04	4.7	0.8	-	92.4	67.4	-21.1%	-16.0%	8.6	10.7
South Korea	0.09	6.3	0.1	-	80.7	75,015.2	-22.8%	-19.2%	1.6	49.2
Taiwan	0.3	5.4	0.3	-	67.0	2,155.8	-9.7%	-7.3%	2.9	22.9
Thailand	-	6.2	8.1	-	65.4	2,258.0	-17.9%	-17.3%	1.0	65.5
Hong Kong	0.03	4.4	0.5	-	59.7	466.0	-11.0%	-11.7%	8.5	7.0
China	-	13.1	1.5	-	56.5	429.9	-45.2%	-23.8%	0.0	1,330.3
Ukraine	0.02	10.3	0.07	-	55.0	277.8	-	-	-	-
Hungary	0.02	4.5	0.2	-	52.5	9,647.1	-8.5%	-9.3%	5.3	9.9
Indonesia	-	5	2.7	-	45.5	415,913.0	-18.3%	-20.3%	0.2	237.5
Colombia	-	3.7	0.4	-	45.4	94,288.7	-33.9%	-26.8%	1.0	45.0
Czech Republic	0.007	4.5	0.2	0.001	40.8	827.4	46.0%	-5.9%	4.0	10.2
Chile	-	3.5	0.8	-	33.0	17,248.1	-1.2%	-8.0%	2.0	16.5
Singapore	0.01	2.4	0.1	-	30.8	46.5	-9.2%	-10.1%	6.7	4.6
Venezuela	-	1.4	0.08	-	23.8	51,184.3	-18.2%	21.6%	-	-
Malaysia	0.01	2.1	0.5	-	23.0	79.3	-14.9%	-18.1%	0.9	25.3
Croatia	0.003	4.9	0.05	0.0001	20.7	111.2	130.3%	7.9%	-	-
Philippines	0.005	3	0.4	-	19.0	877.1	-22.3%	-22.7%	0.2	92.7
Central America	-	1.1	0.1	-	16.5	16.5	-0.7%	-2.8%	-	-
Iceland	-	0.6	-	-	16.1	1,028.8	-	-	-	-
Bulgaria	0	0.8	0.06	-	9.4	13.4	-	-	-	-
Slovakia	0.001	1.1	0.04	-	8.2	203.3	6.8%	-13.1%	-	-
Uruguay	-	0.5	0.07	-	7.1	165.7	10.2%	4.6%	-	-
Ecuador	-	0.3	0.02	-	3.1	80,214.5	-22.3%	-16.2%	-	-
Peru	-	0.1	0.01	-	2.7	8.5	-60.7%	-11.0%	-	-
Total					25,258.4					

**N.B.** 1. Source: IFPI (International Federation of the Phonographic Industry)  
 2. The U.S. dollar exchange rate is based on the average rate for 2007 (US\$1=¥117.75).  
 3. Cassette singles and CD singles are included in Singles.  
 4. Population estimated from statistics of each country.  
 5. There are cases where calculation of the annual growth rate is not possible due to such factors as foreign exchange translations and changes in computation units.

## RIAJ Member Companies (in chronological order as of the date of joining RIAJ or Company foundation)

### [Full Members]

<b>Columbia Music Entertainment, Inc.</b>	Roppongi 21 Mori Bldg., 1-4-33 Roppongi, Minato-ku, Tokyo 106-8565	81-3-3588-2200
<b>Victor Entertainment, Inc.</b>	Palacio Tower, 3-6-7 Kita-Aoyama, Minato-ku, Tokyo 107-0061	81-3-5467-5401
<b>KING RECORD CO., LTD.</b>	1-2-3 Otowa, Bunkyo-ku, Tokyo 112-0013	81-3-3945-2131
<b>TEICHIKU ENTERTAINMENT, INC.</b>	6F, Kyocera Harajuku Bldg., 6-27-8 Jingu-mae, Shibuya-ku, Tokyo 150-8516	81-3-5778-1721
<b>UNIVERSAL MUSIC LLC</b>	8-5-30 Akasaka, Minato-ku, Tokyo 107-8583	81-3-6406-3001
<b>EMI Music Japan Inc.</b>	27F, AkasakaBiz Tower, 5-3-1 Akasaka, Minato-ku, Tokyo 107-6327	81-3-6830-8300
<b>NIPPON CROWN Co., Ltd.</b>	6F, Toh-Ken International Bldg., 2-12-19 Shibuya, Shibuya-ku, Tokyo 150-0002	81-3-6381-7730
<b>TOKUMA JAPAN COMMUNICATIONS CO., LTD.</b>	7F, Toh-Ken International Bldg., 2-12-19 Shibuya, Shibuya-ku, Tokyo 150-0002	81-3-6381-7750
<b>Sony Music Entertainment (Japan), Inc.</b>	4-5 Rokuban-cho, Chiyoda-ku, Tokyo 102-8353	81-3-3515-5050
<b>PONY CANYON INC.</b>	2-5-10 Toranomon, Minato-ku, Tokyo 105-8487	81-3-5521-8000
<b>Warner Music Japan Inc.</b>	3F, Aoyama Bldg., 1-2-3 Kita-Aoyama, Minato-ku, Tokyo 107-8639	81-3-6439-8600
<b>VAP Inc.</b>	NTV Yonban-cho Bldg., 1Go-Kan, 5-6 Yonban-cho, Chiyoda-ku, Tokyo 102-0081	81-3-3234-5711
<b>Geneon Universal Entertainment Japan, LLC.</b>	1-20-6 Ebisu-Minami, Shibuya-ku, Tokyo 150-8506	81-3-5721-1351
<b>BEING, INC.</b>	5-2-2 Roppongi, Minato-ku, Tokyo 106-0032	81-3-5411-8411
<b>AVEX MARKETING INC.</b>	3-1-31 Minami-Aoyama, Minato-ku, Tokyo 107-0062	81-3-5413-8630
<b>FORLIFE MUSIC ENTERTAINMENT, INC.</b>	4F, Toh-Ken International Bldg., 2-12-19 Shibuya, Shibuya-ku, Tokyo 150-0002	81-3-5466-4116
<b>YAMAHA MUSIC COMMUNICATIONS CO., LTD.</b>	Sumitomo Fudosan Harajuku Bldg., 2-34-17 Jingumae, Shibuya-ku, Tokyo 150-0001	81-3-6894-0195
<b>DREAMUSIC Inc.</b>	Bâtiment-Ikeda, 4th Floor, 3-35-19 Jingumae, Shibuya-ku, Tokyo 150-0001	81-3-5775-7480
<b>YOSHIMOTO R and C CO., LTD.</b>	5-18-21 Shinjuku, Shinjuku-ku, Tokyo 160-0022	81-3-3209-8640

### [Associate Members]

<b>PRYAD RECORDS INC.</b>	3F, Shibuya IBS Bldg., 3-9-6 Shibuya, Shibuya-ku, Tokyo 150-0002	81-3-6418-6029
<b>Johnny's Entertainment Inc.</b>	3F PARKWAY SQ'2, 1-19-11 Jinnan, Shibuya-ku, Tokyo 150-0041	81-3-3477-2110
<b>Roadrunner Japan, Inc.</b>	5F, Ozawa Bldg., 1-6-6 Jinnan, Shibuya-ku, Tokyo 150-0041	81-3-3463-6907
<b>LD&amp;K Inc.</b>	3F, Nishiaoyama Bldg., 1-11-1, Shibuya, Shibuya-ku, Tokyo 150-0002	81-3-5464-7411
<b>Konami Digital Entertainment Co., Ltd.</b>	9-7-2 Akasaka, Minato-ku, Tokyo 107-8324	81-3-5771-0573
<b>J Storm Inc.</b>	Miyamasu Tower, 1-10-10 Shibuya, Shibuya-ku, Tokyo 150-0002	81-3-3486-0099
<b>QUAKE INC.</b>	2-14-1-1603 Nishi-Shinbashi, Minato-ku, Tokyo 105-0003	81-3-3502-9819
<b>VENUS RECORDS, INC.</b>	2-8-7 Kudanminami, Chiyoda-ku, Tokyo 102-0074	81-3-3262-1777
<b>BounDEE, Inc.</b>	2F, Shimizu Bldg., 3-6-3 Shibuya, Shibuya-ku, Tokyo 150-0002	81-3-5766-1774
<b>HATS UNLIMITED CO., LTD.</b>	Azabu Centralpoint, 2F, 3-3-1 Minamiazabu, Minato-ku, Tokyo 106-0047	81-3-5476-8282
<b>Naxos Japan, INC.</b>	1-32-12-4F Kamiura, Setagaya-ku, Tokyo 154-0011	81-3-5486-5101
<b>AMUSE SOFT ENTERTAINMENT INC.</b>	8th Fl., Shibuya Infoss Tower, 20-1 Sakuragaoka-cho, Shibuya-ku, Tokyo 150-0031	81-3-5457-3346

### [Supporting Members]

<b>Aniplex Inc.</b>	4-5 Rokuban-cho, Chiyoda-ku, Tokyo 102-8353	81-3-5211-7555
<b>T-TOC RECORDS</b>	Yebisu Garden Place Tower 18F, 4-20-3 Ebisu, Shibuya-ku, Tokyo 150-6018	81-3-5789-5354
<b>Brave, Inc.</b>	Ebisu Square 3F, 1-23-23 Ebisu, Shibuya-ku, Tokyo 150-0013	81-3-5789-9800
<b>WARD RECORDS, INC</b>	505 Quest-Court Harajuku, 3-59-4 Sendagaya, Shibuya-ku, Tokyo 151-0051	81-3-5775-3257
<b>CAM ENTERTAINMENT Co., LTD.</b>	Shibuya Infoss Tower 6F, 20-1 Sakuragaoka-cho, Shibuya-ku, Tokyo 150-0013	81-3-6415-3440
<b>FREE BOARD Co., Ltd.</b>	301 Central Aoyama, 4-1-3 Minami-Aoyama, Minato-ku, Tokyo 107-0062	81-3-3478-8611
<b>HOLIDAY JAPAN Co., Ltd.</b>	Kijima Bldg., 5F, 6-14-4 Shinbashi, Minato-ku, Tokyo 105-0004	81-3-3433-3933
<b>BMG JAPAN, INC.</b>	1-3-9 Shibuya, Shibuya-ku, Tokyo 150-8350	81-3-3797-9020
<b>KING INTERNATIONAL INC.</b>	1-2-3 Otowa, Bunkyo-ku, Tokyo 112-0013	81-3-3945-2333
<b>Bellwood Records</b>	1-2-3 Otowa, Bunkyo-ku, Tokyo 112-0013	81-3-3945-2303
<b>SME Records Inc.</b>	4-5 Rokuban-cho, Chiyoda-ku, Tokyo 102-8353	81-3-3515-5565
<b>Epic Records Japan Inc.</b>	9-6-35 Akasaka, Minato-ku, Tokyo 107-8301	81-3-5786-8501
<b>Ki/oon Records Inc.</b>	9-6-35 Akasaka, Minato-ku, Tokyo 107-8301	81-3-5786-8435
<b>Sony Music Japan International Inc.</b>	9-6-35 Akasaka, Minato-ku, Tokyo 107-8301	81-3-5786-8705
<b>Sony Music Records Inc.</b>	4-5 Rokuban-cho, Chiyoda-ku, Tokyo 102-8353	81-3-3515-5570
<b>Sony Music Associated Records Inc.</b>	9-6-35 Akasaka, Minato-ku, Tokyo 107-8301	81-3-5786-8631
<b>Sony Music Direct (Japan) Inc.</b>	4-5 Rokuban-cho, Chiyoda-ku, Tokyo 102-8353	81-3-3515-5591
<b>Sony Music Distribution (Japan) Inc.</b>	4-5 Rokuban-cho, Chiyoda-ku, Tokyo 102-8353	81-3-3515-5400
<b>Defstar Records Inc.</b>	9-6-35 Akasaka, Minato-ku, Tokyo 107-8301	81-3-5786-8611
<b>AVEX ENTERTAINMENT INC.</b>	3-1-30 Minami-Aoyama, Minato-ku, Tokyo 107-8577	81-3-5413-8670
<b>FIRST DISTRIBUTION CO., LTD.</b>	7F, Toh-Ken International Bldg., 2-12-19 Shibuya, Shibuya-ku, Tokyo 150-0002	81-3-6381-7777
<b>Village Music Inc.</b>	1-26-20 Higashi, Shibuya-ku, Tokyo 150-0011	81-3-5466-0071
<b>FlyingDog, Inc.</b>	Sumitomo Fudosan Roppongi-dori Bldg., 2F, 7-18-18 Roppongi, Minato-ku, Tokyo 106-0032	81-3-6439-3910

■ Total Number of Member Companies: 54 as of March 2009

#### Recording Industry Association of Japan

11F, Kita-Aoyama Yoshikawa Bldg., 2-12-16 Kita-Aoyama, Minato-ku, Tokyo 107-0061  
 Phone: +81-3-6406-0510 Fax: +81-3-6406-0520  
<http://www.riaj.or.jp>

**Respect**  
our **MUSIC**

