



Syrian refugee children run towards Domiz refugee camp, near Dohuk, in the Kurdistan region of Iraq
Photo credit: © UNHCR/B. Sokol

HOW HUMANITARIAN FUNDS FOR THE SYRIA CRISIS WERE SPENT

Covering January to December 2013

Syria Humanitarian Assistance Response Plan / Regional Response Plan

2013



United Nations

CONTENTS

SUMMARY 3
 KEY FACTS ABOUT FUNDING 9
 SHARP ACHIEVEMENTS PER SECTOR 17
 RRP ACHIEVEMENTS PER SECTOR 24
 Annex: details of funding in 2013 per donor and recipient organization 28

Full 2013 Syria Humanitarian Assistance Response Plan (revised June 2013):



Full 2013 Syria Regional Response Plan (revised June 2013):



Funding data, updated daily:



FUNDING

US\$ 4.4 billion total humanitarian funding for the Syria crisis in 2013

Total funding for the Syria response plans

69% of requirement

US\$ 3.03 billion received

of which:

Syria Humanitarian Assistance Response Plan (SHARP)

\$1.4 billion required

72% of requirement

\$1.01 billion received

Syria Regional Response Plan (RRP)

\$2.98 billion required

68% of requirement

\$2.02 billion received

SUMMARY

This report presents the results achieved in 2013 with humanitarian funds directed to the organizations and actions in the Syria Humanitarian Assistance Response Plan (SHARP) and Syria Regional Response Plan (RRP). Funding for the actions and organizations in these two plans constituted the major part of humanitarian funding for the Syria crisis in 2013, and the destination for 67% of the funds so far arising from the first Kuwait Pledging Conference in January 2013.

Figure 1: 2013 SHARP and RRP (in US\$)

\$4.4 billion	\$3.05 billion	69%	\$1.4 billion
Required	Received	Funded	<i>Other humanitarian funding for Syria crisis in 2013</i>

(See annex for full details of donors and recipient organizations.)

Within the Syrian Arab Republic, humanitarian actors scaled up and aimed to reach a target (revised at mid-year) of at least 6.8 million people in need. They largely succeeded, and in some cases surpassed the mid-year targets as needs continued to mount. On-going insecurity and the use of siege as a weapon of war have delivery of relief supplies and services to all in need extremely difficult.

- Organizations working in the water, sanitation and hygiene (WASH) sector provided 10 million people with safe drinking water.
- The health sector provided 3.6 million people with health consultations, treatments and interventions, plus 2.3 million people with emergency health kits, burn kits and other kits. They reached 1,100,505 children with measles-mumps-rubella vaccinations and 840,752 children with polio vaccinations, and fielded 51 mobile medical teams, reaching 246,546 internally displaced children with medical check-ups.
- The food and agriculture sector reached 4.02 million people (out of a targeted 5.040 million people), of whom 3.4 million people with direct food assistance, 89,000 people with agricultural and livestock support, and 536,000 Palestine refugees with food and cash grant assistance.
- The sector for shelter and household items ('non-food items' or NFI) provided household items to 4.86 million people (surpassing its target of 3.67 million); rehabilitated 151 collective shelters (with rehabilitation of another 52 under way); and delivered cash assistance to 564,465 people.
- The education sector surpassed its targets, delivering school supplies to 1,500,000 conflict-affected children and arranging remedial education and catch-up classes for 310,000 children.
- In early recovery and livelihoods, 55,000 families with disrupted livelihoods received support. Organizations working in this sector reached 45,000 internally displaced families in the 14 governorates (30,000 already reached, 15,000 in process), providing 30,000 quilts (15,400 already distributed, 15,000 are in process), 4,000 rugs and mats, and 67,000 items of summer and winter clothing for women and children (25,500 distributed, 41,000 in process). 10,500 children in Homs received winter underwear and 8,000 hygiene kits were distributed in several governorates. Around 5,000 local labourers were employed in a cash-for-work scheme for solid waste removal and disposal in Homs, Aleppo, Deir Ezzor and Tartous, improving living conditions for 700,000 internally displaced people.
- Protection and community services programmes reached over 150,000 people, through eight community centres (in Aleppo, Damascus, Rural Damascus, Dara'a, Sweida and Tartous Governorates) offering a range of legal and social services including psycho-social activities in a

protective and calm space, and a community mobilization programme in eight Governorates. Organizations provided psycho-social support for 460,000 children, helping them cope with the distress and disruption to their lives resulting from violence and displacement. More than 78,655 survivors of gender-based violence were assisted with psycho-social support, psychological first aid, medical counselling and vocational skills programmes through mobile teams and clinics.

- Nutrition sector partners were able to reach more than 500,000 children and more than 300,000 pregnant and lactating women, for screening, prevention or treatment of malnutrition and counselling and education for caretakers on nutrition. 290,417 children (age 6-59 months) were screened for malnutrition; more than 500,000 children were provided with multi-micronutrients for the prevention of malnutrition; over 491,936 children aged 6-59 months received complementary food including Plumpy'Doz, Plumpy'Sup and high-energy biscuits; 62,682 moderately malnourished children were provided with Plumpy'Sup treatment for malnutrition; and 13,778 children were treated for severe malnutrition with plumpynuts, F-75 and F-100.
- The logistics cluster has transported over 30,000 cubic meters of aid cargo vital to shelter, nutrition, health, WASH, and agriculture programmes on behalf of 16 humanitarian organizations in Syria. Over 70,000 cubic meters of humanitarian cargo was stored for 16 organizations at the cluster's common storage locations in Syria. The cluster supported over 30 joint humanitarian convoys, transporting aid cargo to the governorates of Idlib, Aleppo, Homs, Daraa, Hama, Raqqa, Rural Damascus, and Hassakeh. Two primary storage hubs—Safita (near Tartous) and Sahnaya (Rural Damascus)—provided a total storage capacity of 8,060 square meters for the humanitarian community. In spite of the complex security environment and the changes in logistics needs this entailed, the logistics cluster met 440 out of 467 service requests for storage and transport in 2013.
- The emergency telecommunications cluster installed over 200 VHF/HF radios for six humanitarian organizations, and activated a satellite receiver in Damascus for data and voice transmission.
- To handle the complexity of the humanitarian crisis in Syria, the coordination sector has promoted maximum effectiveness of humanitarian response through information management, analysis and dissemination of information, assessment of needs, coordination of inter-sector response planning, monitoring of results, communication and advocacy, emergency preparedness and contingency planning, facilitation of inter-agency convoys and initiatives, and resource mobilization. The sector coordinated 42 inter-agency convoys to reach people in need in hard-to-access locations.
- The staff safety and security sector conducted regular risk assessments, enhanced the physical security of UN premises in all locations, established 24/7 radio rooms at both UN hubs (Homs and Tartus), provided security support for UN convoys and missions to the field including cross-line areas, and deployed six fully equipped armour-protected vehicles in Damascus, Homs, Tartus and Qamishly to support aid delivery.
- **Overall expenditure of funds received for SHARP programmes in 2013 is estimated at 86% by 31 December 2013.**

In 2013 the number of Syrians fleeing their homeland increased dramatically, making this one of the largest refugee crises in the world. Applications for asylum have been submitted in 90 countries. By 30 November 2013, nearly 2.2 million refugees from Syria had been registered in the Arab Republic of Egypt (Egypt), the Republic of Iraq (Iraq), the Hashemite Kingdom of Jordan (Jordan), the Lebanese Republic (Lebanon), and the Republic of Turkey (Turkey). During 2013, UNHCR registered some 1.7 million Syrian refugees in the region, with registration serving as the entry point for Syrians to be documented and their vulnerabilities assessed for protection purposes.

The key assistance delivered to refugees and affected host communities in Lebanon, Jordan, Turkey, Iraq and Egypt included:

- More than 2 million refugees in the region have received food assistance, including in-kind food such as welcome meals, food rations and/or daily micronutrient-fortified snacks, as well as value-based vouchers for purchasing food. Food vouchers inject millions of dollars into the local market economy.
- Syrian refugees have made more than a million visits to primary health care facilities and more than 1,500,000 vaccinations have been given against measles and other diseases.
- 836,000 people have received safe drinking water through delivery, storage facilities and connection to the water network. About 626,517 people benefitted from sanitation facilities and services including access to adequate latrines, shower facilities and solid waste collection and disposal services.
- 339,000 children have benefitted from psycho-social support and activities. 190 child-/youth-/women-friendly spaces have been established in camps and host communities. 9,600 unaccompanied or at-risk children have been identified and assisted.
- The education sector has reached 440,000 children (out of a target of 810,000) with educational assistance. 612 schools have been assisted with infrastructure, renovations and refurbishments. More than 12,400 teachers and other support staff received training
- The education sector has reached 668,150 children (out of a target of 810,000) with educational assistance. Some 670 schools have been assisted with infrastructure, renovations and refurbishments. More than 8,800 teachers and other support staff received training.
- Shelter sector organizations distributed more than 144,000 tents, temporary and emergency shelters to vulnerable families, and 840,000 individuals benefitted from shelter assistance, including cash assistance for rents. Overall, 840,000 refugees received various kinds of shelter assistance (out of a target of roughly 1,600,000 refugees).
- Approximately 1,600,000 refugees were reached with support for household items and 195,714 cash assistance distributions were made to support refugee families cover other basic needs. An extensive assistance package was rolled out across the region to help refugees cope with harsh winter conditions.



A Syrian man tries to warm himself as snow falls in the Terbol tented settlement in Bekaa Valley, Lebanon, December 2013. The Alexa storm has brought severe weather to Lebanon and much of the Middle East, affecting tens of thousands of Syrian refugees.

© UNHCR/A. McConnell/December 2013

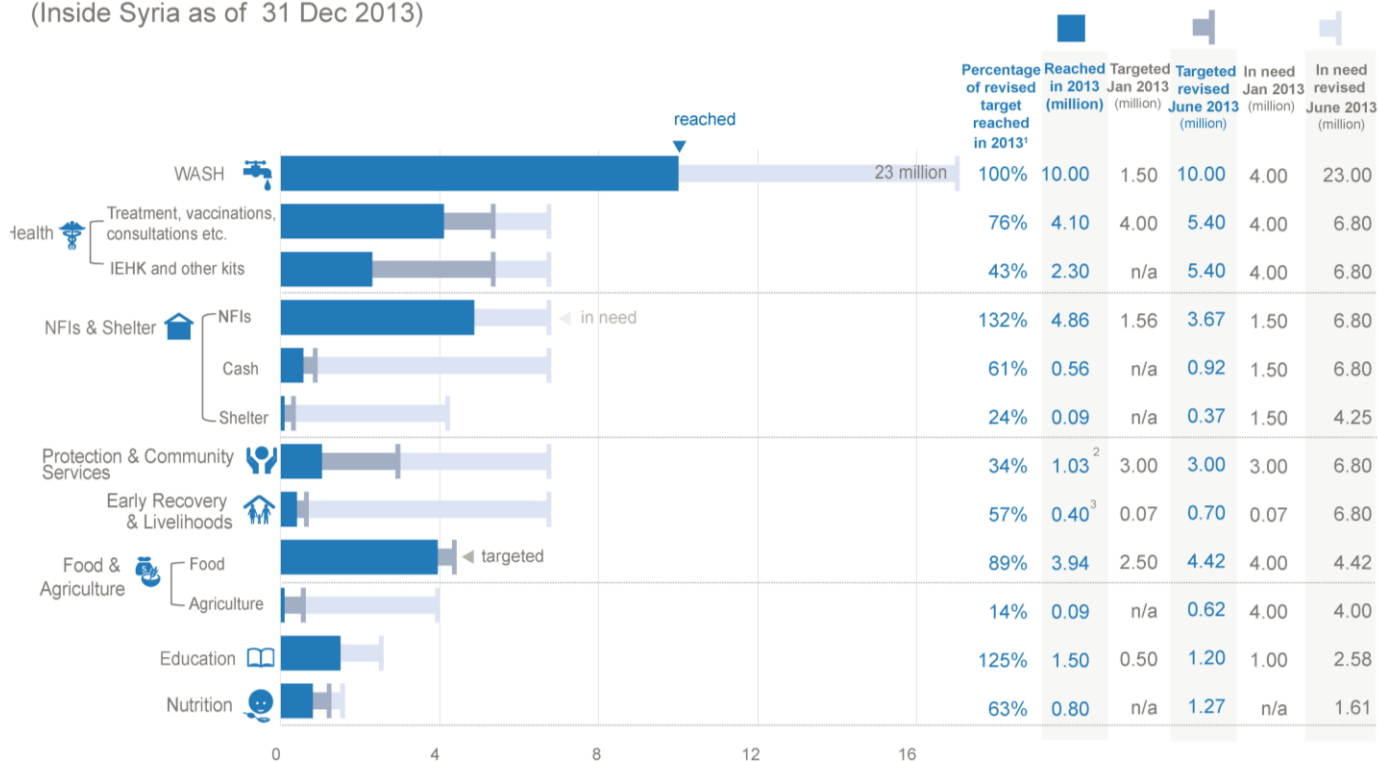
Summaries per sector for aid inside Syria and in the neighbouring countries appear in the following sections.

Syria Crisis : beneficiaries needs targeted and assisted in 2013



PEOPLE TARGETED, REACHED AND IN NEED (2013)

(Inside Syria as of 31 Dec 2013)



¹The percentage achieved may decrease as the targets are revised up with the revision of the SHARP.

²As of 30 Nov 2013 ³As of 30 Sept 2013

BENEFICIARIES TARGETED AND ASSISTED (2013)

(In Lebanon, Jordan, Turkey, Iraq and Egypt, as of 30 Nov 2013)

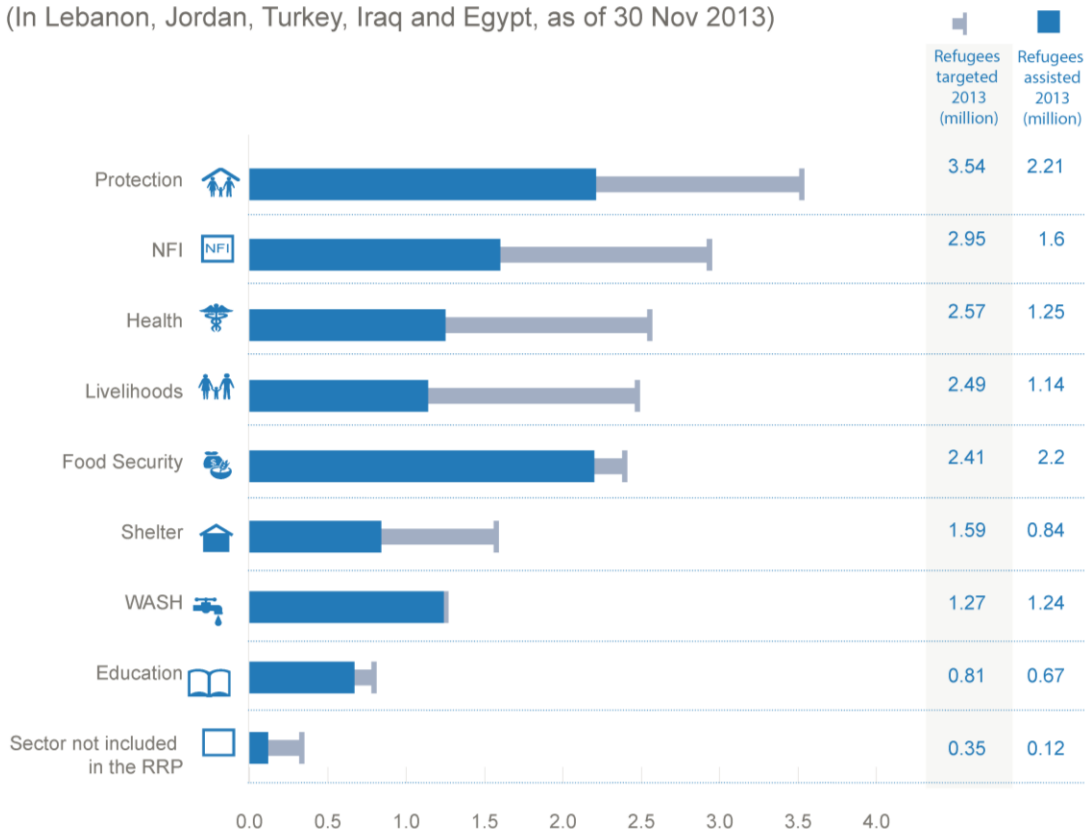


Figure 2: SHARP funding per sector: required vs. received

	Original requirements	Revised requirements	Funding	% Covered
Coordination	7,606,730	27,377,013	29,737,504	109%
Early recovery and livelihoods	27,502,693	43,085,792	6,699,507	16%
Education	23,024,800	45,720,901	37,445,211	82%
Emergency telecommunications cluster	0	1,953,013	0	0%
Food and agriculture	196,896,716	617,912,193	518,342,656	84%
Health	80,055,133	177,274,711	124,612,929	70%
Logistics cluster	5,500,000	14,400,000	10,439,108	72%
Non-food items and shelter	110,771,867	343,112,899	130,253,185	38%
Nutrition	1,850,000	10,562,459	3,724,621	35%
Protection and community services	20,547,692	34,641,123	22,790,828	66%
Staff safety services	8,454,837	25,349,739	6,881,687	27%
Water, sanitation and hygiene	37,416,579	68,422,623	53,178,260	78%
<i>Cluster not yet specified</i>	0	0	69,812,833	0%
Total:	519,627,047	1,409,812,466	1,013,918,329	72%

Source: donor and recipient organization reports to the Financial Tracking Service (fts.unocha.org)

Figure 3: RRP funding: required vs. received per country

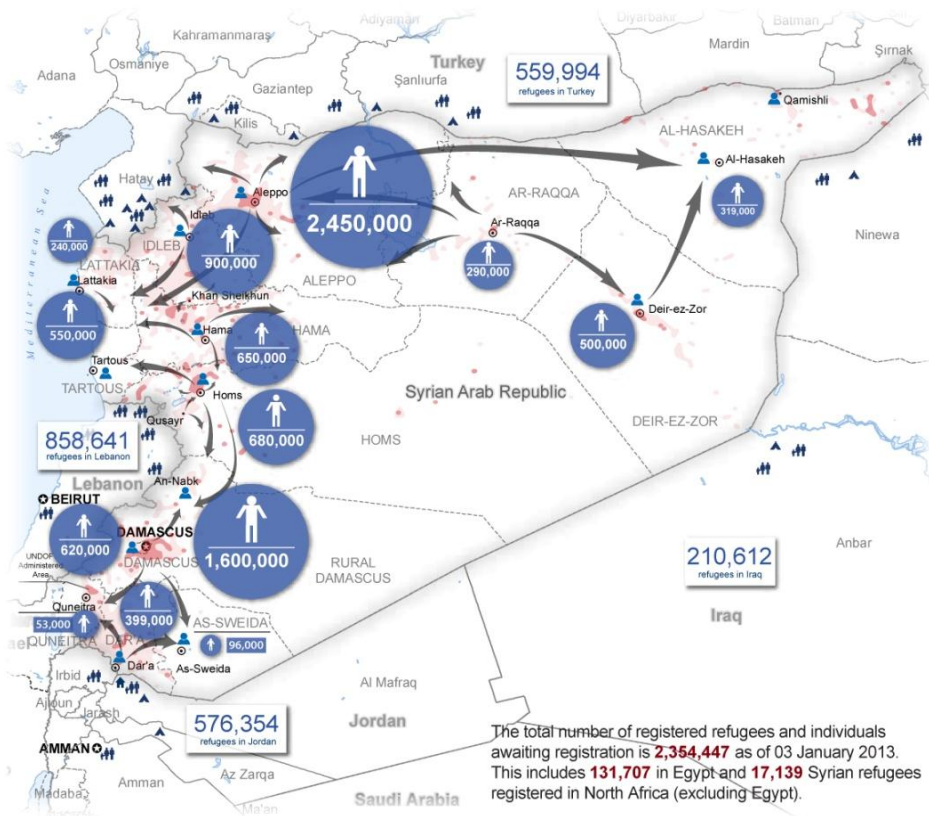
	Original requirements	Revised requirements	Funding	% Covered
Egypt	14,337,831	66,705,984	35,387,154	53%
Iraq	86,042,526	310,858,973	166,588,949	54%
Jordan	495,030,847	976,576,971	716,137,741	73%
Lebanon	267,087,536	1,216,189,393	823,558,877	68%
Region	23,000,000	38,918,277	140,417,174	361%
Turkey	158,613,814	372,390,514	137,784,165	37%
Total:	1,044,112,554	2,981,640,112	2,091,874,060	68%

Source: donor and recipient organization reports to the Financial Tracking Service (fts.unocha.org). (RRP 2013 requirements and funding are not designated by sector.)



Hundreds of Syrian refugees cross into Iraq at the Peshkhabour border crossing in Dohuk Governorate on August 15, 2013
 © UNHCR G. Gubaeva

SYRIA: Humanitarian Snapshot (as of 03 January 2013)



- Legend**
- Country capital
 - Governorate capital
 - International boundary
 - Armistice demarcation line (1949)
 - Boundary of former mandate Palestine
 - Clash areas (January - September 2013)
 - Clash areas (October 2013)
 - UN humanitarian presence
 - Refugee presence
 - Refugee camps
 - Transit site
 - Reported population movement inside Syria
 - Population in need per governorate (UN estimate)



Date: 03 January 2013
Sources: OCHA, UNCS, UN Agencies, Government of Syria, UNHCR Refugee data: <http://data.unhcr.org/syrianrefugees/regional.php>

Feedback: ochasyria@un.org
 The designations employed and the presentation of material on this map do not imply the expression of any opinion whatsoever on the part of the Secretariat of the United Nations concerning the legal status of any country, territory or area or of its authorities, or concerning the delimitation of its frontiers or boundaries.

The total number of registered refugees and individuals awaiting registration is **2,354,447** as of 03 January 2013. This includes **131,707** in Egypt and **17,139** Syrian refugees registered in North Africa (excluding Egypt).

KEY FACTS ABOUT FUNDING

Figure 4: 2013 SHARP and RRP (in US\$)

\$4.4 billion	\$3.03 billion	69%	\$1.4 billion
Required	Received	Funded	<i>Other humanitarian funding for Syria crisis</i>

(See annexes for full details of all donors and recipient organizations.)

(All funding figures in this document, unless otherwise noted, are taken from the Financial Tracking Service (fts.unocha.org) on 31 December 2013. FTS data comes from donor and recipient organizations. FTS on-line data are updated daily according to new reports including end-of-year reports; by 15 January 2014 the on-line funding figures for the Syria crisis in 2013 are likely to differ from those in this document.)

Donors for Syria crisis humanitarian response

More than 65 donor countries have provided funding for the Syria humanitarian response since the beginning of 2012. Donors increased their funding for the Syria crisis from 2012 to 2013 from \$963 million in 2012 to \$4.45 billion in 2013. The donors with major increases include: the United States (\$1.16 billion in 2013 for the Syria crisis, compared to \$189 million in 2012), the United Kingdom (\$381 million in 2013, \$72 million in 2012), the European Commission (\$732 million in 2013, \$109 million in 2012), the State of Kuwait (\$324 million in 2013, \$8 million in 2012), and Germany (\$312 million in 2013, \$99 million in 2012).

In addition, almost \$200 million has been mobilized from private donors since the beginning of 2012, including large amounts from United Nations Children's Fund (UNICEF) National Committees and private fundraising campaigns in Europe and the Middle East.

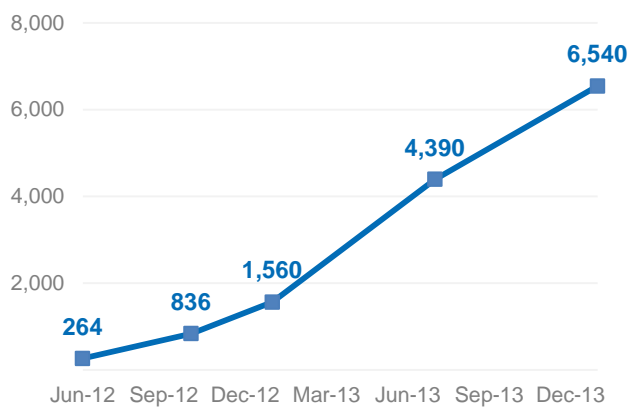
SHARP and RRP requirements and funding

These two inter-agency plans do not encompass all humanitarian response for the Syria crisis, but they do encompass the major part of international humanitarian response, its requirements and its funding.

The first RRP and SHARP were launched in March and June 2012 respectively, with combined requirements of \$264 million, later raised to \$836 million. Funding response from donors in 2012 was \$560 million (67% of requirements).

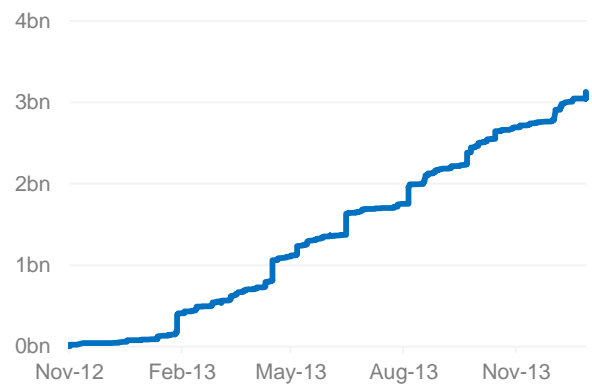
For 2013, the total requested for Syria and neighbouring countries was initially \$1.56 billion, of which one-third was for needs inside Syria (\$520 million) and two-thirds for needs in neighbouring countries (\$1.04 billion). By mid-2013, requirements increased to \$4.39 billion (\$1.41 billion for Syria and \$2.98 billion for neighbouring countries). Funding mounted steadily in response, and by year's end, more than \$3.03 billion—69% of the required total—had been raised by the international community.

Figure 5: Evolution of combined SHARP and RRP requirements, 2012-2013 (million \$)



Source: donor and recipient organization reports to the Financial Tracking Service (fts.unocha.org)

Figure 6: 2013 SHARP and RRP funding: cumulative total over time (in billions \$)



Source: donor and recipient organization reports to the Financial Tracking Service (fts.unocha.org)

In addition to funding for activities outlined in the SHARP and RRP, official and private donors contributed more than \$1.8 billion in 2012 and 2013 to other activities and organizations, including to the Red Cross/Red Crescent movement and bilateral aid to the governments of the refugee-hosting countries.

Expenditure rate

The following table shows indicative 2013 expenditure rates for most organizations in the SHARP and the largest organizations (in terms of requirements) in the RRP. Expenditure figures are unofficial snapshots, since the financial year has only just closed and formal year-end figures are not yet available. (Only some SHARP and RRP organizations are shown, as it has not yet been possible to obtain expenditure information for all 95 organizations in the 2013 SHARP and RRP, and for the many others that have received funds for the Syria crisis response outside the SHARP and RRP.) Expenditure rates must be understood in the context of when funds were received: for example, no less than \$360 million of SHARP and RRP funding has been committed just since 1 November 2013—12% of the total SHARP/RRP funding for 2013—and by agreement with the donors is to be partly spent in 2014.

Agency	Amount received (USD)*	Amount and percentage expended (USD) as of 31 December
 UNHCR The UN Refugee Agency	\$939,990,241	\$897,808,503 96%
	\$489,607,606	\$318,478,534 65% ^a
	\$857,000,000	\$816,500,000 95% ^b
	\$94,622,455	\$69,365,201 73%
	\$147,589,967	\$137,909,938 93%
 OCHA (Emergency Response Fund)	\$29,858,268	\$24,713,398 83%
 IOM International Organization for Migration	\$64,619,081	\$46,950,385 73%
	\$28,546,594	\$20,553,548 75%
	\$180,763,555	\$129,837,266 72%
	\$13,755,415	\$6,894,604 50% ^c
 Hilfe zur Selbsthilfe e.V.	\$3,128,672	\$2,989,130 96%
	\$24,822,485	\$21,001,484 85%

	\$10,207,119	\$4,120,445 40% ^d
	\$93,257,008	\$54,025,774 58%
	\$1,124,627	\$782,250 70%
	\$47,598,872	\$27,144,174 57%
	\$4,590,251	\$2,077,649 45% ^e
	\$846,025	\$846,025 100%
	\$86,842,196	\$46,025,200 53% ^f
	\$34,303,178	\$34,303,178 100%
	\$29,300,000	\$ 13,500,000 46% ^g
	\$13,102,938	\$12,552,350 89%

*Note: some figures for funding per agency differ from those in the tables in the annex, because of different time scales used to calculate expenditure.

^a Overall, more than one-fifth of UNICEF funding for the Syria crisis in 2013 came in during the last two months of 2013. In particular, for actions inside Syria, more than a quarter (40.6 million) of the funds arrived in the last two months of the year.

^b WFP expenditures include not only funds spent, but also funds that have been allocated to projects and yet to be disbursed.

^c A number of contributions were granted to FAO only towards the end of 2013, which explains the relatively low level of expenditures. The use of such funds will be carried over into 2014.

^d Significant funding received in the third quarter of 2013 and several contracts running into 2014 as per agreement with donors.

^e Estimates as of end December; some funding to be spent in 2014 as per agreement with donors.

^f Preliminary figures; some funding to be spent in 2014 as per agreement with donors.

^g Includes funding received in 2013 for 24-month projects, as per agreement with donors.

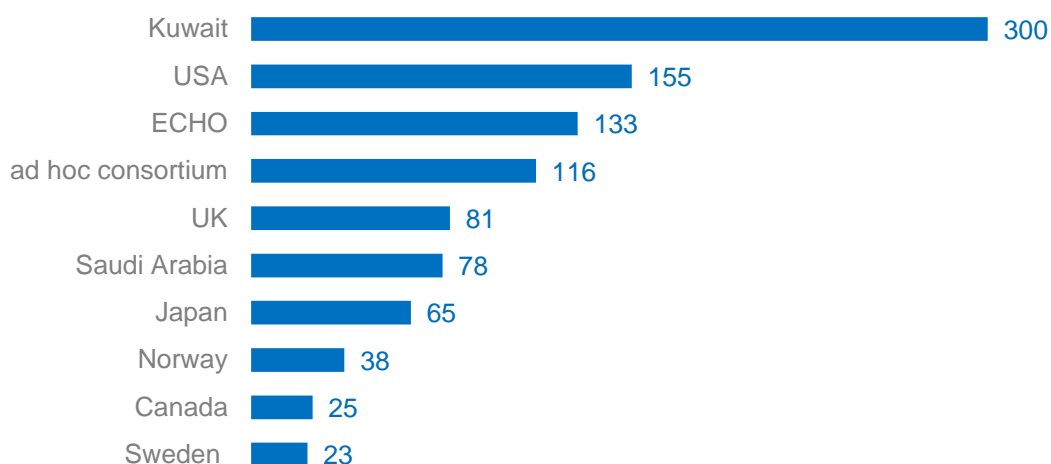
Kuwait Conference I pledges

At the Kuwait Pledging Conference in January 2013, 43 donors pledged \$1.54 billion for the Syria crisis humanitarian response. By the end of 2013, over \$1.18 billion (76%) of the amount pledged at the Kuwait Conference was committed or paid, constituting a quarter of all humanitarian funding for Syria and neighbouring countries in 2013. Thirty-four donors have fully disbursed or committed their pledges.

The top ten major pledges that have been fully committed are: Kuwait (\$300 million), the United States of America (\$155 million), the European Commission (\$133 million), the United Kingdom (\$81 million), Saudi Arabia (\$78 million), Japan (\$65 million), Norway (\$38 million), Canada (\$25 million), and Sweden (\$23 million). The ad hoc consortium of the International Islamic Charitable Organization and its NGO partners raised \$116 million.

67% (\$785 million) of the commitments arising from the first Kuwait Conference was directed to the organisations and activities in the SHARP and RRP.

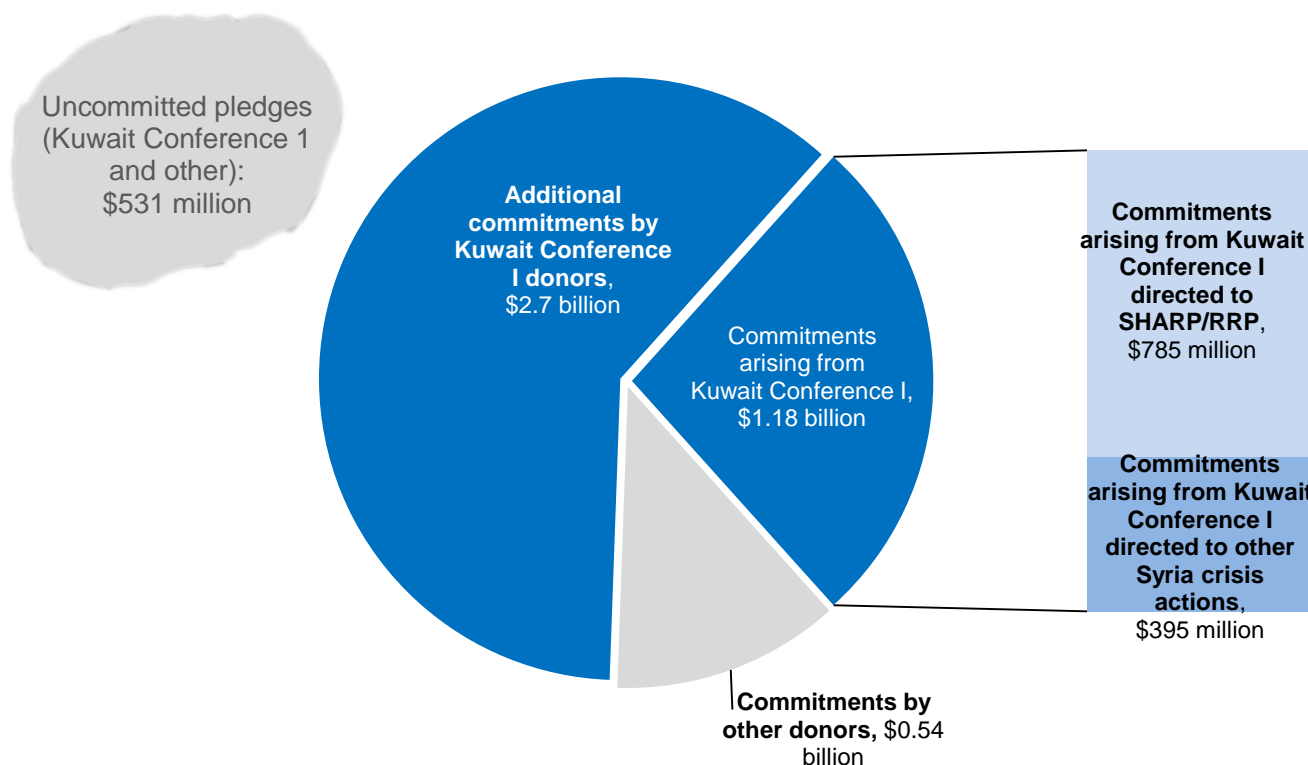
Figure 7: Top ten Kuwait Conference I commitments, million US\$



Source: donor and recipient organization reports to the Financial Tracking Service (fts.unocha.org)

In addition to the announcements made at the conference on 30 January 2013, most donors have committed much more over the course of the year than they pledged at the conference. Donors pledging at the first Kuwait Conference committed \$2.7 billion for the Syria crisis in addition to the funding they announced at the conference itself. The pledges announced by Australia, Canada, Denmark, the European Commission, Germany, Netherlands, the United Kingdom and the United States at the conference represent only 20% or less of their overall commitments for the Syria crisis in 2013. For other donors such as Norway, Sweden or Japan, their Kuwait Conference pledges represent about 50% of their overall commitments in 2013 for the Syria crisis. Requirements nearly tripled between the time of the first Kuwait Pledging Conference and the mid-year revision of the SHARP and RRP.

Figure 8: 2013 Kuwait Conference commitments in relation to overall Syria crisis funding in 2013 (\$4.4 billion)

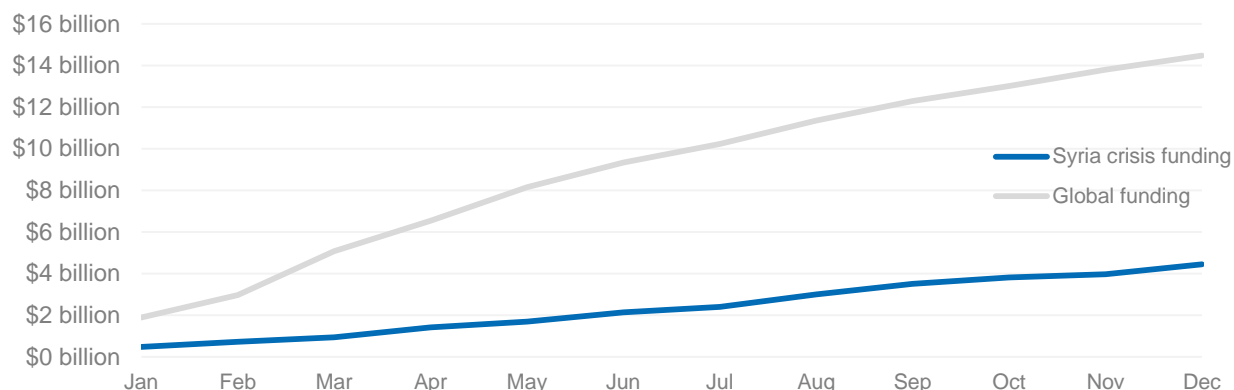


Source: donor and recipient organization report to the Financial Tracking Service.

Syria crisis funding in the context of global humanitarian funding for 2012 and 2013

Total funding for the Syria crisis amounts to 30% of all global humanitarian funding in 2013 (\$4.4 billion out of \$14.6 billion). The two inter-agency coordinated plans for the Syria crisis (SHARP and RRP combined) were 69% funded in 2013 and 67% in 2012, above the average funding of other inter-agency appeals which were funded, on average, at 62% in both 2012 and 2013. The combined funding for the SHARP and RRP amounts to 35% of the total funding for 2013 coordinated appeals (\$3.03 billion out of \$8.6 billion). The unmet requirements of the SHARP and the RRP represent currently 25% of the overall unmet requirements for all coordinated appeals in 2013 (\$1.35 billion out of \$5.3 billion).

Figure 9: Evolution of humanitarian funding for the Syria crisis and global humanitarian funding in 2013 (in US\$ billions)



Source: donor and recipient organization reports to the Financial Tracking Service (fts.unocha.org)

Syria Emergency Response Fund

The Syria Emergency Response Fund (ERF) has received \$67.9 million in contributions from 20 donors since it was established in 2012. As of end December 2013, over \$44 million had been allocated to NGOs, UN agencies and the Red Cross/Red Crescent to support 140 projects in Syria, Jordan, Lebanon and Iraq. NGOs have received 62% of all funding allocated to date, and almost three-quarters of funding has supported priority activities in shelter/NFI (23%), health (19%), WASH (17%) and multi-sector support for refugees (13%). The ERF allocated funds to the organizations best positioned to implement the most urgent actions at a given time.

For a complete list of donors and recipients, see the following pages for 2012 and 2013 data: http://fts.unocha.org/reports/daily/ocha_RPool2C_C206_Y2013__1401021243.pdf and http://fts.unocha.org/reports/daily/ocha_RPool2C_C206_Y2012__1401021243.pdf.

Click [here](#) or scan code at right for an on-line list of all Syria crisis contributions in 2013 (updated daily, sortable by donor, recipient organization, country etc.)





On 3 September, a young girl and a woman walk past destroyed buildings and mounds of rubble, in the city of Maarat al-Numaan, Idlib Governorate.
© UNICEF, 2013

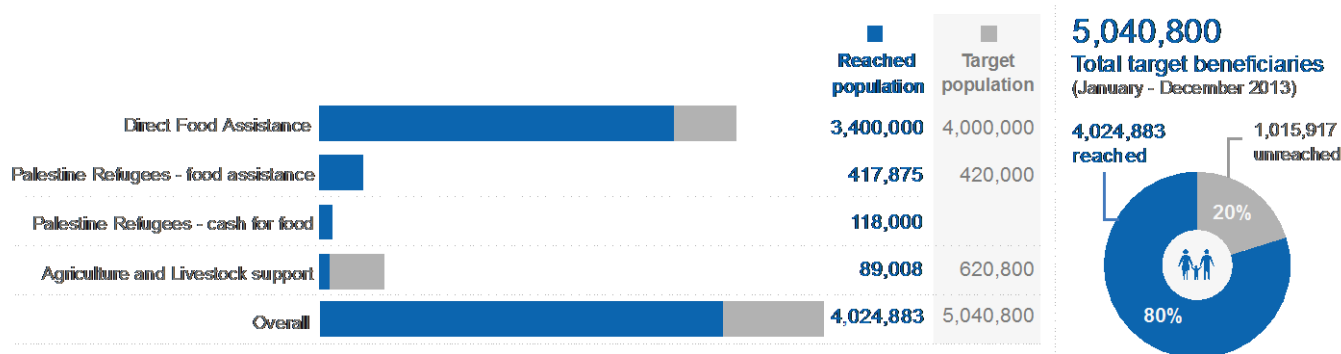
SHARP ACHIEVEMENTS PER SECTOR

Humanitarian actors across sectors have scaled up the humanitarian response, reaching more beneficiaries across the country. This scale-up was made possible through strengthened collaboration with the Syrian Arab Red Crescent and line ministries, and expanded partnerships with Syrian charities, enhanced field outreach, and additional human resources capacity through the deployment of larger numbers of experienced staff.

Significant efforts have been made to reach people who have been forced to flee their homes and communities assisting them, in hard-to-reach areas. This has been mainly through increased local partnerships and enhanced field presence through the establishment of UN hubs which have been the key to achieving predictability and regularity of humanitarian access across a wider geographical reach, and to complement regular assistance programmes. A special focus has been to reach people in need in hot-spot areas across lines of fighting within the country.

Below are the figures per sector of the number of people reached with key assistance, vis-à-vis the targets set at mid-2013. (The source of all of the following implementation information is the sector lead agencies.)

Food and Agriculture




Requirements 2013	Received 2013	% funded	Spent 2013	Expenditure rate
617,912,193	518,342,656	84%	373,775,783	72%

NFIs and Shelter

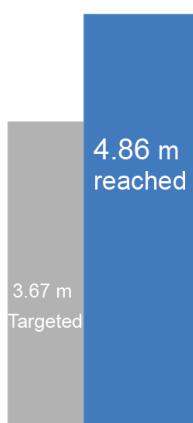
 Shelter / Non-Food Item Sector

(January - December 2013)

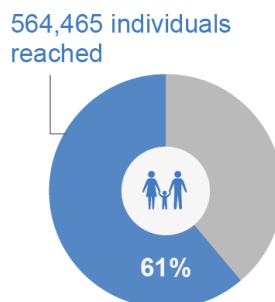
Funding



NFI Beneficiaries

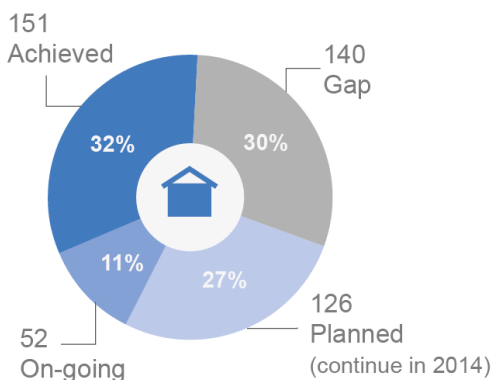


Financial assistance

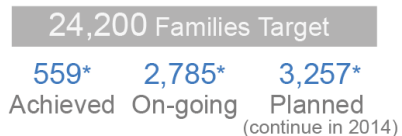


Shelter Activities in 2013

Collective Shelter Rehabilitation



Shelter Kits Distribution (AKA Private Shelter Upgrade)



Family Unit Shelter Construction



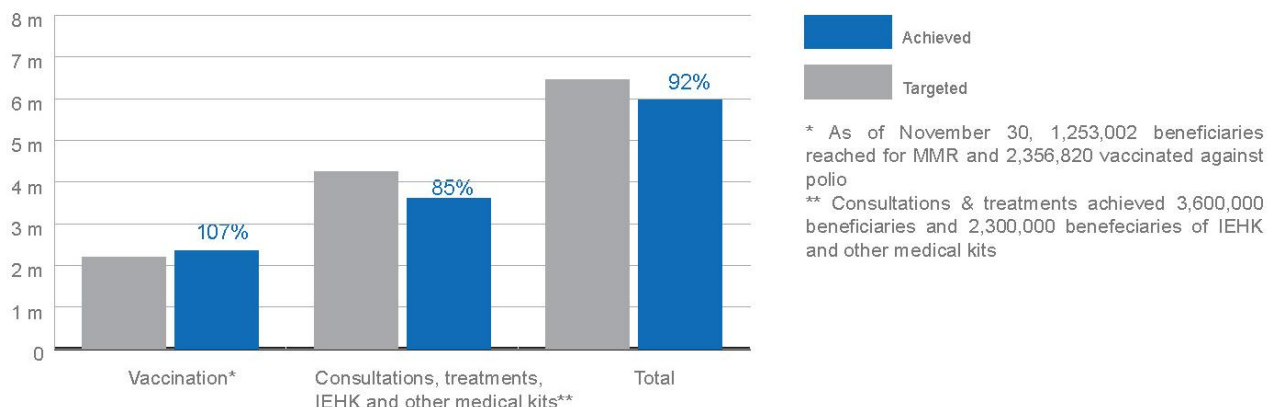
* Numbers reflect delayed implementation due to late approval from the Government and changes in implementation modality

Requirements 2013	Received 2013	% funded	Spent 2013	Expenditure rate
343,112,899	130,253,185	38%	221,190,127	170%*

*Note: expenditure greater than reported funding indicates that agencies have allocated flexible funds to their actions in this sector.


Health

HEALTH TARGETED AND ACHIEVED BENEFICIARIES DURING 2013 SHARP



Requirements 2013	Received 2013	% funded	Spent 2013	Expenditure rate
177,274,711	124,612,929	70%	104,292,822	84%

Water, Sanitation and Hygiene (WASH)



Continuous supply of safe drinking water to people every month during 2013

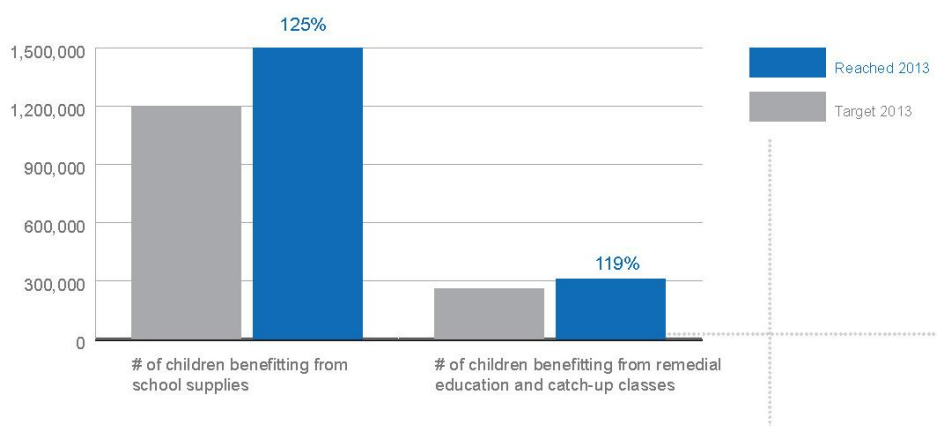
10 million

The total number of beneficiaries from family hygiene kit

distribution is **3,967,730**

Requirements 2013	Received 2013	% funded	Spent 2013	Expenditure rate
68,422,623	53,178,260	78%	26,857,308	51%

Education



Requirements 2013	Received 2013	% funded	Spent 2013	Expenditure rate
45,720,901	37,445,211	82%	12,185,450	33%

Protection and Community Services

150,000

people reached with the protection & community services program

460,000

children supported by UNICEF & partners with psychosocial support activities

78,655

survivors of gender-based violence assisted with psychosocial support, psychological first aid, medical counseling and vocational skills programs

861

vulnerable stranded migrants were evacuated and repatriated by IOM

Requirements 2013	Received 2013	% funded	Spent 2013	Expenditure rate
34,641,123	22,790,828	66%	22,790,828	100%

Early Recovery and Livelihoods



55,000
families received livelihoods support



5,000
labourers employed under cash-for-work plan



3,000
job opportunities created through reviving micro to small size businesses



45,000
IDPs families reached with winterization framework



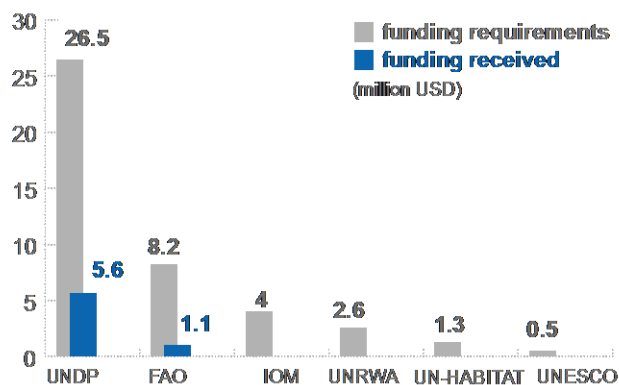
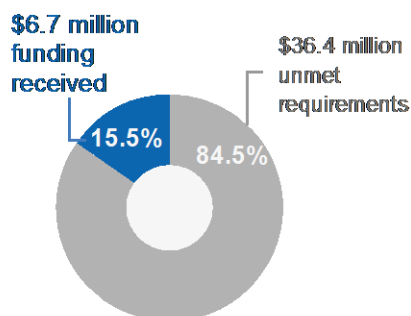
The removal and disposal of solid waste improved the environmental and health conditions; thus benefiting



10,000 kitchen sets distributed, benefiting
50,000 IDPs

700,000 IDPs

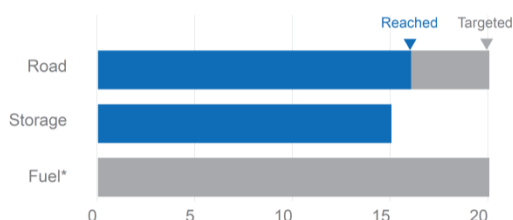
Funding requirements: \$43.1 million



Requirements 2013	Received 2013	% funded	Spent 2013	Expenditure rate
43,085,792	6,699,507	16%	3,000,000	45%

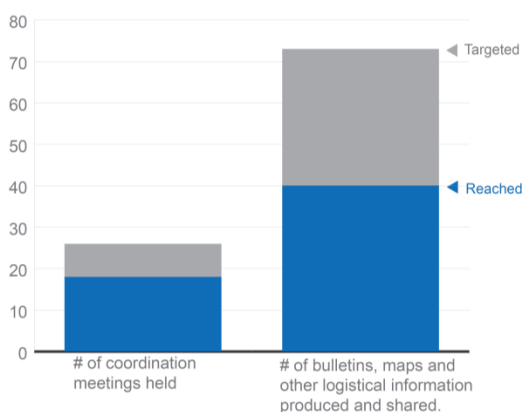
Logistics

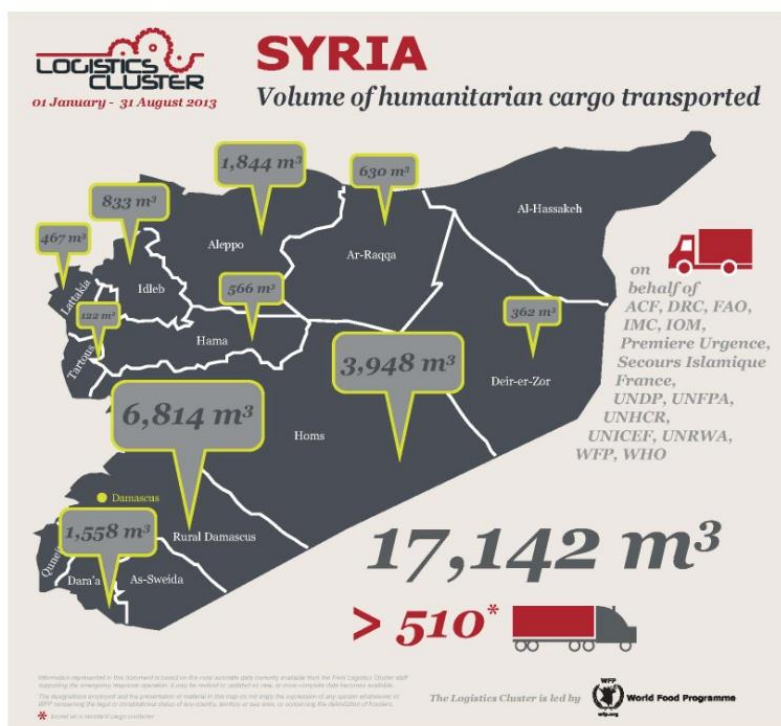
NUMBER OF ORGANIZATIONS ASSISTED



* No fuel shortages experienced and no requests for fuel. The Cluster maintains a contingency fuel stock in Rural Damascus in case of future needs. Note: in early December 2013, 10,000 liters of fuel for emergency cooking and heating were provided to 10 IDP Shelters in Damascus in response to the first storm of the winter season.

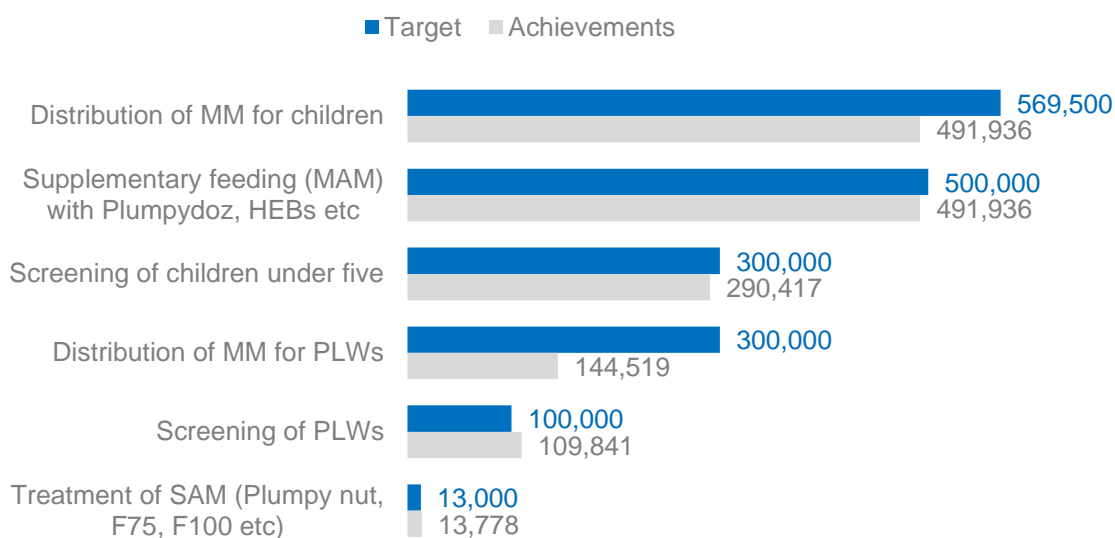
COORDINATION





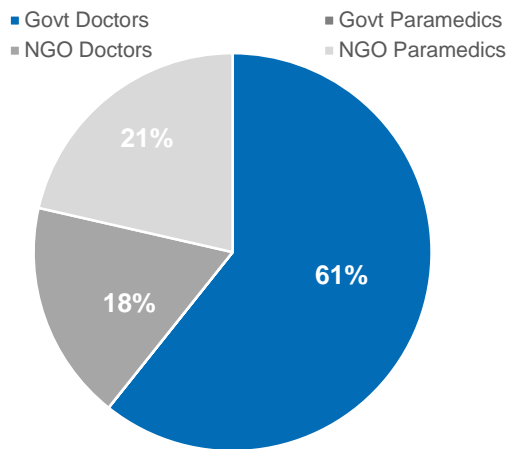
Nutrition

Figure 10: Achievements vs. targets 2013 (in thousands)



Source: sector lead agency

Figure 11: Capacity-building for nutrition in emergencies and community management of acute malnutrition

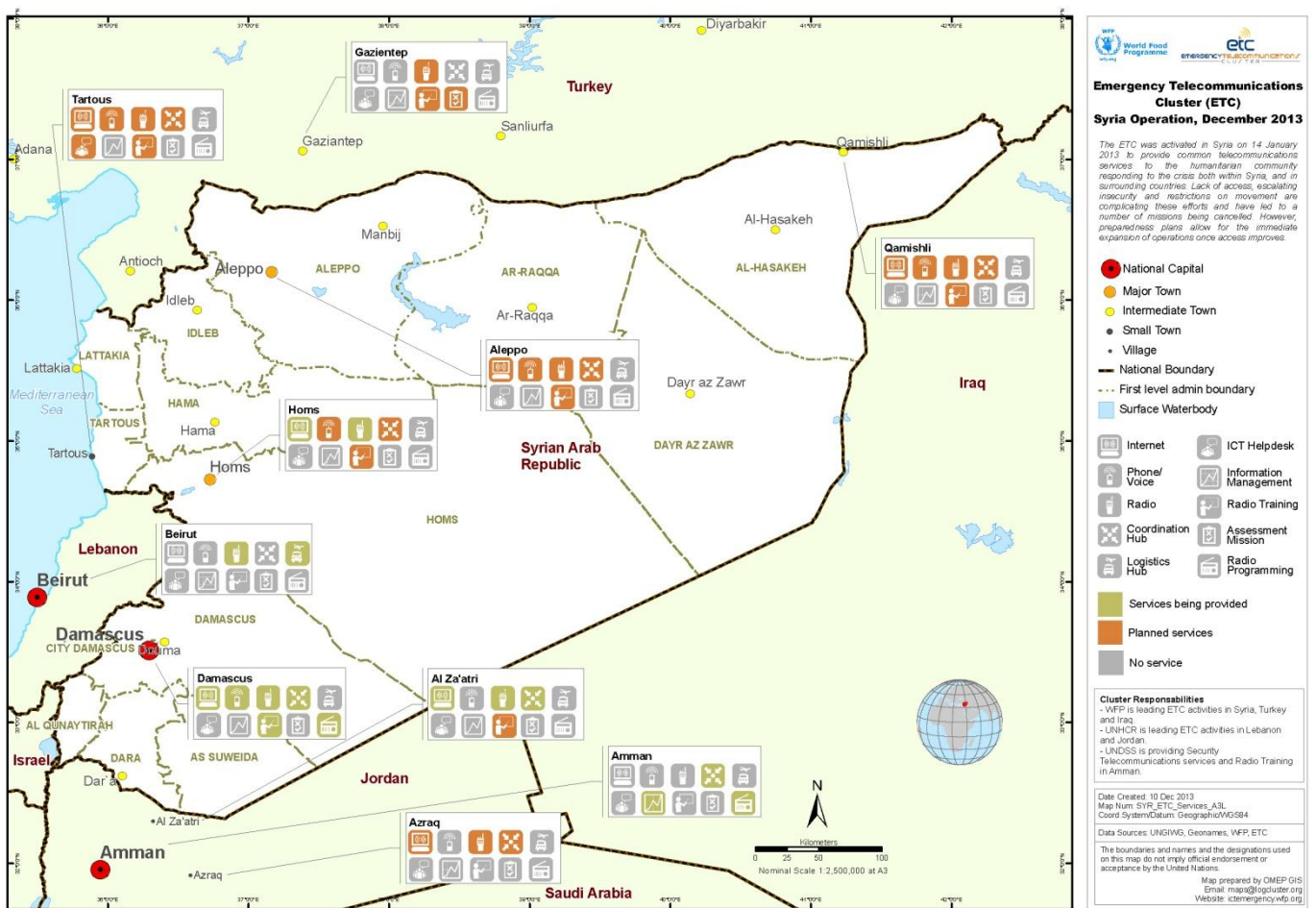


Requirements 2013	Received 2013	% funded
10,562,459	3,724,621	35%
Spent 2013		Expenditure rate
5,726,267		154%*

*Note: expenditure greater than reported funding indicates that agencies have allocated flexible funds to their actions in this sector.

Source: sector lead agency

Emergency Telecommunications (ETC)

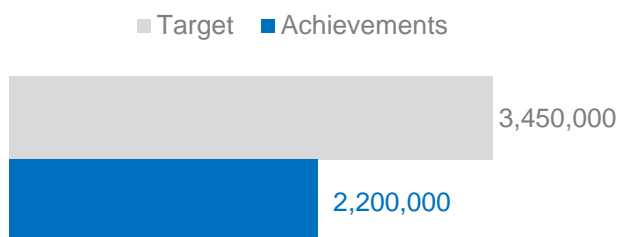


(Achievements in the SHARP sectors of Coordination and Staff Safety and Security are not represented graphically.)

RRP ACHIEVEMENTS PER SECTOR

Protection

Figure 12: # of people reached with protection activities



Source: sector lead agency

Overall (projected) refugees targeted:

3.45 million

Total registered refugee population:

2.2 million

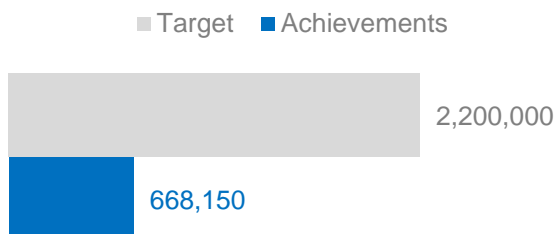
Overall refugees reached:

2.2 million

- 339,000 children have benefitted from psycho-social support and activities
- 190 child-/youth-/women-friendly spaces in camps and host communities
- 9,600 unaccompanied or at-risk children identified and assisted

Education

Figure 13: # of people reached with education activities



Source: sector lead agency

Overall (projected) refugees targeted: 809,356

Total registered refugee population:

2.2 million

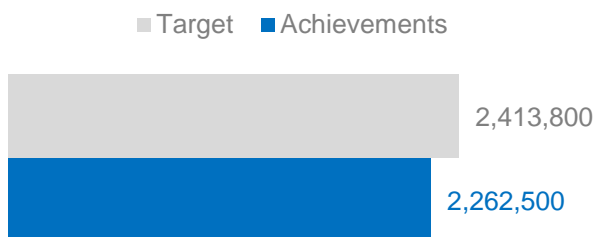
Overall refugees reached:

668,150

- 670 schools have been assisted with infrastructure, renovations and refurbishments
- More than 8,800 teachers and other support staff received training

Food Security

Figure 14: # of people reached with food assistance



Source: sector lead agency

Overall (projected) refugees targeted:

2,413,800

Total registered refugee population:

2.2 million

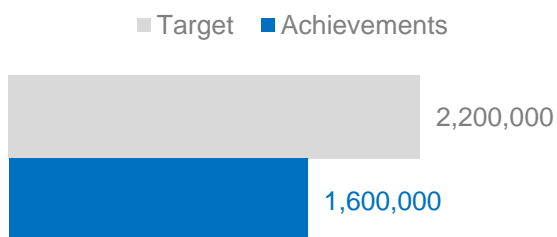
Overall population reached:¹

2,262,500

- 1,736,500 food vouchers or cash assistance distributed to refugees
- 408,000 food parcels or food rations were distributed

Non-Food Items (NFIs) and Basic Needs

Figure 15: # of people reached with NFIs activities



Source: sector lead agency

Overall (projected) refugees targeted: 2.94 million

Total registered refugee population:

2.2 million

Overall refugees reached:

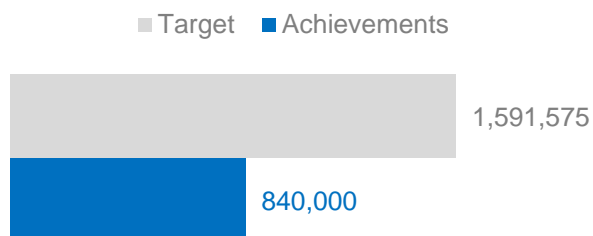
1.6 million

- 195,714 cash assistance distributions have been made to support refugee families

¹ While predominantly Syrian refugees, this number also includes Lebanese returnees and Palestine refugees from Syria. Please note that final food security figures are being reconciled.

Shelter

Figure 16: # of people reached with shelter activities



Source: sector lead agency

Overall (projected) refugees targeted:

1,591,575

Total registered refugee population:

2.2 million

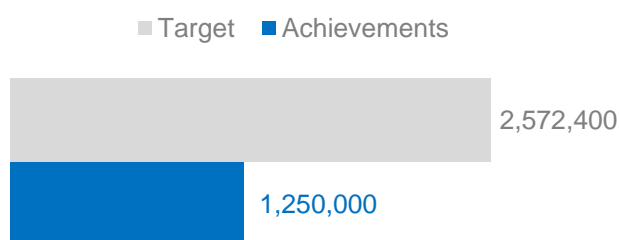
Overall refugees reached:

840,000

- 121,160 tents and 13,881 prefabricated container units have been distributed to provide vulnerable families with emergency shelter
- 280,574 individuals benefitted from shelter assistance, including cash assistance for rent

Health

Figure 17: # of people reached with health activities



Source: sector lead agency

Overall (projected) refugees targeted:

2,572,400

Total registered refugee population:

2.2 million


Overall refugees reached:

1,250,000

- Over 1,250,000 visits to primary health care facilities
- More than 1,500,000 children and young adults vaccinated against measles and other immunization

Water, Sanitation and Hygiene

Figure 18: # of people reached with WASH activities



Source: sector lead agency

Overall (projected) refugees targeted:

1,269,723

Total registered refugee population:

2.2 million

Overall refugees reached:

1,224,000

- 836,000 beneficiaries provided with access to water through delivery, storage facilities and connection to the water network
- 626,517 beneficiaries of sanitation facilities and services including access to adequate latrines, shower facilities and solid waste collection and disposal services

ANNEX: DETAILS OF FUNDING IN 2013 PER DONOR AND RECIPIENT ORGANIZATION

(Click [here](#) or scan this QR code to access full Syria crisis funding details on the Financial Tracking Service, updated daily. The figures below are as reported by donors or recipient organizations to FTS as of 31 December 2013.)



Figure 19: Total humanitarian funding per donor to Syria crisis in 2013	28
Figure 20: SHARP funding: required vs. received per organization	30
Figure 21: SHARP funding per donor	31
Figure 22: RRP funding: required vs. received per organization	33
Figure 23: RRP funding per donor	36
Figure 24: Total funding for the Syria crisis in 2013 per destination country.....	37
Figure 25: Total funding for the Syria crisis in 2013 per recipient organization.....	38

Figure 19: Total humanitarian funding per donor to Syria crisis in 2013

Donor country	Funding	% of Grand Total	Uncommitted pledges
United States	1,159,994,311	26.1%	0
European Commission	731,938,813	16.5%	0
United Kingdom	380,832,407	8.6%	0
Kuwait	324,057,835	7.3%	0
Germany	311,448,890	7.0%	0
Private (individuals & organisations)	225,783,299	5.1%	89,604,083
Canada	176,420,590	4.0%	0
Japan	122,416,103	2.8%	21,800,000
Various (details not yet provided)	114,477,480	2.6%	0
Saudi Arabia	96,111,079	2.2%	0
Central Emergency Response Fund (CERF)	82,189,016	1.8%	0
Australia	77,429,159	1.7%	0
Norway	75,536,714	1.7%	18,037,495
United Arab Emirates	70,629,939	1.6%	266,555,406
Qatar	66,237,898	1.5%	50,000,000
Denmark	54,275,782	1.2%	0
Sweden	51,491,687	1.2%	0
Netherlands	46,285,249	1.0%	0
Switzerland	38,396,014	0.9%	2,725,947

Donor country	Funding	% of Grand Total	Uncommitted pledges
Allocation of unearmarked funds by UN agencies	37,200,869	0.8%	0
Italy	27,197,706	0.6%	53,495,037
France	25,590,451	0.6%	0
Finland	22,086,162	0.5%	0
Carry-over (donors not specified)	21,985,682	0.5%	0
Russian Federation	19,300,000	0.4%	0
Ireland	15,699,903	0.4%	1,696,065
Spain	12,360,285	0.3%	0
Belgium	11,498,139	0.3%	0
Iraq	9,965,812	0.2%	0
Luxembourg	8,761,932	0.2%	0
Austria	6,981,245	0.2%	0
China	3,200,000	0.1%	0
Korea, Republic of	3,200,000	0.1%	0
Poland	2,491,344	0.1%	0
New Zealand	2,398,369	0.1%	0
Algeria	2,000,000	0.0%	0
Czech Republic	1,622,961	0.0%	0
Turkey	1,000,000	0.0%	0
Estonia	953,344	0.0%	0
Allocation of funds from Red Cross / Red Crescent	746,479	0.0%	0
Allocation of unearmarked funds by IGOs	735,176	0.0%	0
Indonesia	500,000	0.0%	0
India	300,000	0.0%	2,200,000
Iceland	280,000	0.0%	0
Hungary	251,633	0.0%	0
Brazil	250,000	0.0%	0
Croatia	234,144	0.0%	203,522
Bulgaria	208,073	0.0%	0
Monaco	203,713	0.0%	0
Kazakhstan	200,000	0.0%	0
Romania	200,000	0.0%	0
Greece	194,237	0.0%	0
Colombia	100,000	0.0%	0
Chile	100,000	0.0%	0
South Africa	93,465	0.0%	0
Slovenia	79,973	0.0%	0
Latvia	68,871	0.0%	0
Slovakia	67,843	0.0%	0
Portugal	66,313	0.0%	0
Malta	65,849	0.0%	0
Georgia	50,000	0.0%	0
Andorra	44,111	0.0%	0
Lithuania	26,237	0.0%	0
Cyprus	25,989	0.0%	0

Donor country	Funding	% of Grand Total	Uncommitted pledges
Mongolia	10,000	0.0%	0
Montenegro	5,000	0.0%	0
Morocco	0	0.0%	4,000,000
Mauritania	0	0.0%	1,000,000
Bahrain	0	0.0%	20,000,000
Botswana	0	0.0%	50,000
Grand Total	4,446,553,575	100.0%	531,367,555

Figure 20: SHARP funding: required vs. received per organization

Organization	Original requirements	Revised requirements	Funding	% Covered
ACF - Spain	0	2,154,124	1,238,825	57.5%
DRC	0	11,230,442	2,854,729	25.4%
FAO	34,850,000	41,696,000	10,875,550	26.1%
HELP e.V.	0	500,000	461,662	92.3%
IMC	0	1,124,198	0	0.0%
IOM	0	41,100,000	29,566,244	71.9%
Mercy Corps	0	3,311,448	0	0.0%
OHC	4,950,000	12,890,029	14,715,449	100.0%
PU	0	6,862,390	5,012,470	73.0%
SIF	0	7,019,200	321,000	4.6%
UN Resident Coordinator's Office	0	9,729,778	0	0.0%
UNDP	45,101,953	41,182,091	5,759,321	14.0%
UNDSS	3,244,000	5,428,109	1,123,190	20.7%
UNESCO	0	1,500,000	0	0.0%
UNFPA	12,000,000	16,100,000	14,617,298	90.8%
UN-HABITAT	0	4,743,200	952,286	20.1%
UNHCR	82,925,000	248,751,893	122,998,135	49.4%
UNICEF	68,438,800	110,460,980	154,353,469	100.0%
UNMAS	5,305,025	801,926	420,624	52.5%
UNRWA	75,087,822	225,087,823	123,878,311	55.0%
WFP	139,259,447	489,519,685	450,625,197	92.1%
WHO	48,465,000	128,619,150	74,144,569	57.6%
Total:	519,627,047	1,409,812,466	1,013,918,329	71.9%

Figure 21: SHARP funding per donor

Donor	Funding (disbursed or committed)
United States of America	314,713,766
European Commission Humanitarian Aid Office	182,622,831
United Kingdom	120,483,315
Kuwait	71,581,148
Germany	54,350,485
Canada	44,488,529
Central Emergency Response Fund	40,403,808
Australia	28,043,370
European Commission	22,689,107
Japan	17,650,000
Emergency Response Fund (OCHA)	10,969,031
Allocation of unearmarked funds by WFP	10,648,064
Sweden	8,880,757
Norway	8,556,188
Switzerland	8,441,269
Russian Federation	8,300,000
Allocation of unearmarked funds by UNICEF	6,523,029
Netherlands	5,870,259
Italy	5,382,980
Spain	4,837,376
Belgium	4,251,235
Finland	4,166,276
Ireland	3,708,398
Denmark	3,473,402
USA Fund for UNICEF	2,646,783
Saudi Arabia (Kingdom of)	2,160,000
Austria	2,150,810
Private (individuals & organisations)	2,042,250
China	2,000,000
Luxembourg	1,901,995
Allocation of unearmarked funds by OCHA	1,305,399
France	1,303,781
Korea, Republic of	1,000,000
UNICEF National Committee/Belgium	940,666
Poland	890,902
Various Donors (details not yet provided)	757,560
UNICEF National Committee/Netherlands	540,658

Donor	Funding (disbursed or committed)
Allocation of unearmarked funds by UNFPA	500,000
United Arab Emirates	499,973
Carry-over (donors not specified)	444,000
UNICEF National Committee/Germany	397,351
UNICEF National Committee/United Kingdom	229,008
Bulgaria	208,073
UNICEF National Committee/France	198,673
UNICEF National Committee/Norway	158,680
UNICEF National Committee/Japan	113,668
South Africa	93,465
Allocation of unearmarked funds by UNHCR	77,424
Czech Republic	76,258
Slovakia	67,843
Portugal	66,313
Hungary	57,471
Andorra	44,111
UNRWA Spanish Committee	6,158
CAN FOUNDATION	4,433
Total:	1,013,918,329

Source: donor and recipient organization reports to the Financial Tracking Service (fts.unocha.org)

Figure 22: RRP funding: required vs. received per organization

Organization	Original requirements	Revised requirements	Funding	% Covered
ACT Alliance / Finn Church Aid	655,374	840,000	655,374	78%
ACT Alliance / Lutheran Development Service	0	35,748	0	0%
ACT Alliance / Lutheran World Federation	0	4,000,000	2,718,716	68%
Action Contre la Faim	3,421,250	3,208,512	1,369,638	43%
ActionAid	0	3,925,900	0	0%
Adventist Development and Relief Agency	0	500,000	0	0%
Agency for Technical Cooperation and Development	19,796,100	15,155,000	18,354,155	121%
Association for the Advancement of Democratic Rights-Legal Aid	0	170,000	202,608	119%
Associazione Volontari per il Servizio Internazionale	240,000	1,982,500	2,338,015	118%
CARE International	4,955,000	5,800,000	13,543,565	234%
CARITAS	1,500,000	1,192,372	19,328,683	1621%
Caritas Lebanon Migrants Center	5,032,290	17,617,760	4,134,485	23%
Catholic Relief Services	0	650,000	319,916	49%
Center for Victims of Torture	750,000	2,200,000	1,596,666	73%
CHF International	1,902,900	2,390,000	0	0%
Children without Borders	0	193,900	0	0%
Comitato Internazionale per lo Sviluppo dei Popoli	1,105,000	3,035,581	498,502	16%
Danish Refugee Council	10,507,050	76,273,299	81,497,855	107%
Food & Agriculture Organization of the United Nations	0	30,115,000	3,175,294	11%
Fundacion Promocion Social de la Cultura	0	1,022,125	976,397	96%
Gruppo Volontariato Civile	1,086,518	4,927,531	1,492,353	30%
Handicap International	2,850,000	17,071,600	13,948,216	82%
Heartland Alliance International	211,000	594,999	0	0%
Institute for Family Health	0	700,437	0	0%
International Catholic Migration Commission	1,450,000	1,680,000	1,399,845	83%
International Medical Corps	2,934,000	7,679,094	494,698	6%
International Organization for Migration	21,978,115	54,052,000	25,322,112	47%
International Orthodox Christian Charities	2,865,000	14,258,900	6,467,657	45%
International Relief and Development	4,608,000	24,654,809	1,500,000	6%
International Rescue Committee	6,084,733	13,300,700	6,595,532	50%
Internews Europe	750,000	0	0	
INTERSOS	160,000	8,151,625	2,350,582	29%
Islamic Relief Worldwide	0	52,591,329	2,584,905	5%
Japan Emergency NGOs	332,000	4,310,000	1,368,851	32%

Organization	Original requirements	Revised requirements	Funding	% Covered
Jesuit Refugee Service	0	1,153,804	0	0%
Jordan Hashemite Charity Organization	50,000,000	0	0	
Jordan Health Aid Society	4,850,000	14,844,637	6,486,350	44%
JORDAN RIVER FOUNDATION	678,000	0	0	
Lebanese Association for Development Al Majmoua	0	290,000	0	0%
Lebanese Association for Human Promotion and Literacy	0	162,913	0	0%
Lebanese Association for Popular Action	352,800	1,669,050	651,819	39%
Lebanese Red Cross	0	51,000	0	0%
Madrasati	840,000	1,336,724	719,100	54%
Makassed Philanthropic Islamic Association of Beirut	0	166,200	0	0%
MEDAIR	2,445,000	19,634,740	11,605,371	59%
Médecins du Monde	0	2,746,287	0	0%
Mercy Corps	11,612,000	32,059,894	34,620,650	108%
MPDL - Movimiento por la Paz, el Desarme y la Libertad	250,000	250,003	0	0%
Nippon International Cooperation for Community Development	0	339,722	0	0%
Norwegian Refugee Council	7,699,494	42,454,464	25,062,105	59%
Operation Mercy	0	500,000	0	0%
OXFAM GB	8,500,000	23,217,584	23,061,953	99%
People in Need	55,500	0	0	
Première Urgence - Aide Médicale Internationale	7,965,000	9,036,430	29,127,735	322%
Qatar Red Crescent Society	0	1,500,000	0	0%
Questscope	0	600,000	267,532	45%
Refugee Education Trust	0	5,328,250	0	0%
Relief International	6,268,000	7,694,083	3,731,730	49%
René Moawad Foundation	0	675,000	0	0%
RESTART	300,000	50,000	805,500	1611%
Royal Health Awareness Society	0	500,000	133,226	27%
Safadi Foundation	0	324,000	0	0%
Save the Children	16,610,089	34,622,540	50,495,781	146%
Search for Common Ground	0	662,424	124,655	19%
Social, Humanitarian, Economical Intervention for Local Development	0	1,947,600	2,183,930	112%
Solidarités International	0	3,688,160	4,027,433	109%
Technisches Hilfswerk (THW)	12,900,000	1,800,000	12,900,000	717%
Terre des Hommes - Italy	0	1,000,000	1,671,196	167%
Terre des Hommes - Lausanne	290,000	1,081,000	280,000	26%
Terre des Hommes International	0	586,000	0	0%

Organization	Original requirements	Revised requirements	Funding	% Covered
Un Ponte Per	1,100,000	1,184,034	847,389	72%
United Nations Children's Fund	127,332,880	360,192,407	271,523,301	75%
United Nations Development Fund for Women	250,000	1,900,000	0	0%
United Nations Development Programme	975,000	16,395,000	8,979,513	55%
United Nations Educational, Scientific and Cultural Organization	4,385,919	9,671,892	2,125,114	22%
United Nations High Commissioner for Refugees	493,768,013	1,167,172,703	806,942,767	69%
United Nations Human Settlements Programme (UN-HABITAT)	100,000	12,447,856	170,000	1%
United Nations Office for Project Services	8,500,000	5,500,000	0	0%
United Nations Office on Drugs and Crime	0	260,000	50,000	19%
United Nations Population Fund	8,567,476	26,510,306	13,936,839	53%
United Nations Relief and Works Agency for Palestine Refugees in the Near East	13,293,529	70,005,413	65,616,448	94%
War Child Holland	560,120	2,714,815	1,273,974	47%
World Food Programme	143,251,804	641,911,131	401,033,873	62%
World Health Organization	8,326,000	46,535,480	20,457,301	44%
World Rehabilitation Fund	0	3,404,495	250,000	7%
World Vision International	6,911,600	28,841,850	18,960,140	66%
YMCA	0	739,500	0	0%
Total:	1,044,112,554	2,981,640,112	2,034,357,345	68%

Figure 23: RRP funding per donor

Donor	Funding	% of grand total
United States of America	548,108,575	27%
Kuwait	199,518,852	10%
European Commission Humanitarian Aid Office	190,077,234	9%
United Kingdom	187,887,015	9%
Germany	149,106,150	7%
Various Donors (details not yet provided)	113,719,920	6%
European Commission	85,848,815	4%
Japan	77,210,867	4%
Canada	74,093,647	4%
Private (individuals & organisations)	59,115,745	3%
Central Emergency Response Fund	40,658,166	2%
Australia	34,088,561	2%
Netherlands	33,800,777	2%
Denmark	32,906,749	2%
European Commission EuropeAid Development and Cooperation	30,763,455	2%
Norway	27,441,937	1%
Allocation of unearmarked funds by WFP	20,756,670	1%
Sweden	17,401,311	1%
Switzerland	16,173,947	1%
France	13,298,461	1%
Emergency Response Fund (OCHA)	13,218,016	1%
Allocation of unearmarked funds by UNICEF	13,108,805	1%
Finland	12,342,022	1%
Russian Federation	10,000,000	0.5%
Iraq	9,965,812	0.5%
Italy	7,411,770	0.4%
Ireland	5,508,515	0.3%
Spain	2,539,920	0.1%
Luxembourg	2,291,580	0.1%
Disasters Emergency Committee (UK)	2,076,822	0.1%
Austria	2,071,141	0.1%
New Zealand	1,578,486	0.1%
USA Fund for UNICEF	1,363,088	0.1%
Belgium	1,356,852	0.1%
China	1,200,000	0.1%
Bill and Melinda Gates Foundation	1,000,000	0.05%
Turkey	1,000,000	0.05%
Chaine du Bonheur	996,005	0.05%
Allocation of unearmarked funds by UNFPA	985,000	0.05%
Poland	840,486	0.04%
COFRA	825,088	0.04%
Korea, Republic of	800,000	0.04%
Czech Republic	736,344	0.04%
Arab Gulf Programme for United Nations Development Organizations	735,176	0.04%

Donor	Funding	% of grand total
UNICEF National Committee/Italy	678,426	0.03%
Estonia	602,496	0.03%
UNICEF National Committee/Netherlands	548,832	0.03%
OPEC Fund for International Development	521,898	0.03%
UNICEF National Committee/France	253,404	0.01%
Qatar Red Crescent Society	250,000	0.01%
Brazil	250,000	0.01%
UNICEF National Committee/New Zealand	220,736	0.01%
Saudi Arabia (Kingdom of)	207,794	0.01%
Monaco	203,713	0.01%
Iceland	190,000	0.01%
UNICEF National Committee/Spain	159,284	0.01%
UNICEF National Committee/Sweden	155,073	0.01%
Greece	130,380	0.01%
American Friends of UNRWA	106,000	0.01%
Chile	100,000	0.005%
European Union	86,030	0.004%
Hungary	83,397	0.004%
Latvia	68,871	0.003%
Malta	65,849	0.003%
National Commission for Lebanese Women	52,966	0.003%
Allocation of unearmarked funds by UNESCO	46,500	0.002%
UNICEF National Committee/Norway	41,200	0.002%
Slovenia	40,706	0.002%
Lithuania	26,237	0.001%
Cyprus	25,989	0.001%
Les Amis du Liban	9,959	0.0005%
Total:	2,034,357,345	100%

Source: donor and recipient organization reports to the Financial Tracking Service (fts.unocha.org)

Figure 24: Total funding for the Syria crisis in 2013 per destination country

Destination Country	Funding
Bulgaria	1,420,691
Egypt	37,066,613
Iraq	198,241,577
Jordan	866,579,128
Lebanon	934,853,146
Region (or unspecified)	776,856,231
Syrian Arab Republic	1,455,248,988
Turkey	176,170,304
Total:	4,446,553,575

Figure 25: Total funding for the Syria crisis in 2013 per recipient organization

Organization	Funding received or committed (\$)
United Nations High Commissioner for Refugees	1,012,821,337
World Food Programme	861,117,485
United Nations Children's Fund	461,678,411
Various (details not yet provided)	755,230,646
United Nations Relief and Works Agency for Palestine Refugees in the Near East	210,124,625
International Committee of the Red Cross	143,649,276
World Health Organization	94,737,740
Danish Refugee Council	89,872,808
Save the Children	56,257,588
International Organization for Migration	54,888,356
Bilateral (to affected country government)	46,117,110
Mercy Corps	37,957,161
International Federation of Red Cross and Red Crescent Societies	31,767,876
Première Urgence - Aide Médicale Internationale	29,290,708
United Nations Population Fund	28,554,137
Emergency Response Fund (OCHA)	25,899,687
Norwegian Refugee Council	25,674,287
OXFAM GB	23,624,024
Technisches Hilfswerk (THW)	22,732,592
CARITAS	22,051,114
Agency for Technical Cooperation and Development	21,911,720
German Red Cross	21,478,090
World Vision International	18,960,140
United Nations Development Programme	17,837,038
Red Crescent Society of the United Arab Emirates	15,436,628
Office of the Humanitarian Coordinator	14,715,449
Handicap International	14,382,350
CARE International	14,163,522
Food & Agriculture Organization of the United Nations	14,050,844
MEDAIR	11,605,371
Norwegian Red Cross	11,361,646
Danish Red Cross	9,308,642
Finnish Red Cross	9,270,156
Mercy Corps Scotland	6,961,976
ACT Alliance / Diakonie Emergency Aid	6,700,346
International Rescue Committee	6,595,532
Jordan Health Aid Society	6,486,350
International Orthodox Christian Charities	6,467,657
Swedish Civil Contingencies Agency (MSB)	6,073,736
CARE Austria	6,026,238
ACT Alliance / Norwegian Church Aid	5,893,760
Malteser International	5,846,054
Premiere Urgence	5,012,470
OXFAM Quebec	5,000,266

Organization	Funding received or committed (\$)
Swedish Red Cross	4,752,055
Canadian Catholic Organization for Development and Peace	4,562,675
Solidarités International	4,439,566
Japanese NGOs	4,300,000
Caritas Lebanon Migrants Center	4,134,485
Netherlands Red Cross	3,959,664
Relief International	3,731,730
Norwegian Aid Committee	3,699,099
Office for the Coordination of Humanitarian Affairs	3,651,890
Concern Worldwide	3,639,177
Arche Nova E.V. - Initiative for People in Need	3,350,954
Deutsche Welthungerhilfe e.V. (German Agro Action)	3,282,493
HELP e.V.	3,128,672
Terre des Hommes - Italy	2,731,429
ACT Alliance / Lutheran World Federation	2,718,716
Solidarites-France	2,713,704
Kuwait Red Crescent Society	2,636,590
Islamic Relief Worldwide	2,584,905
Médecins du Monde	2,560,760
Johanniter Unfallhilfe e.V.	2,555,029
INTERSOS	2,350,582
Associazione Volontari per il Servizio Internazionale	2,338,015
Social, Humanitarian, Economical Intervention for Local Development	2,183,930
CARE Canada	2,144,900
United Nations Educational, Scientific and Cultural Organization	2,125,114
Australian Red Cross	2,066,116
ACF - Canada	2,030,217
ČLOVEK V TÍSNI, O.P.S.	2,000,000
Action Contre la Faim	1,871,448
Secours Islamique France	1,695,013
Caritas Denmark	1,624,079
Center for Victims of Torture	1,596,666
International Relief and Development	1,500,000
Gruppo Volontariato Civile	1,492,353
Caritas France	1,469,667
Care Germany	1,463,525
Assessment Capacities Project	1,423,740
Deutsche Gesellschaft für Internationale Zusammenarbeit	1,417,910
International Catholic Migration Commission	1,399,845
Japan Emergency NGOs	1,368,851
Medical Emergency Relief International	1,324,503
United Nations Humanitarian Response Depot	1,282,891
Stichting Vluchteling	1,277,139
War Child Holland	1,273,974
OXFAM International	1,257,264
Union Des Organisations Syrienne de Secours Medicaux	1,248,895
ACF - Spain	1,238,825

Organization	Funding received or committed (\$)
United Nations Dept of Safety and Security	1,123,190
United Nations Human Settlements Programme (UN-HABITAT)	1,122,286
Aviation Sans Frontieres	1,095,842
Fundacion Promocion Social de la Cultura	976,397
CANADEM	944,287
Department of Ecumenical Relations and Development	928,393
Caritas Germany (DCV)	919,540
RedR	894,454
Medico International	859,156
GOAL	847,458
Un Ponte Per	847,389
United Nations Mine Action Service	846,025
Austrian Red Cross	839,965
Catholic Relief Services	817,469
RESTART	805,500
Polish Center for International Aid	759,956
Madrasati	719,100
Lebanese Association for Popular Action	718,132
Jesuit Refugee Service	715,054
Humedica	698,433
ACT Alliance / DanChurchAid	682,057
Fondation Caritas Luxembourg	655,398
ACT Alliance / Finn Church Aid	655,374
Handicap International Luxembourg	593,442
Mennonite Central Committee	571,973
Peace Winds Japan	544,484
Swiss Red Cross	516,129
Developmental Action Without Border (Nabaa)	509,092
Stitching War Child	506,505
American Near East Refugee Aid	499,128
Comitato Internazionale per lo Sviluppo dei Popoli	498,502
International Medical Corps	494,698
Al-Afee'a Fund	493,600
Child Care Society	470,000
SOS Villages d'Enfants	458,115
Armenian Red Cross Society	434,193
Association for Aid and Relief Japan	405,391
Welfare Association	397,878
Social Humanitarian Economical Intervention for Local Development	348,500
United Nations Entity for Gender Equality and the Empowerment of Women	327,955
Adventist Development and Relief Agency	323,773
Armadilla S.c.s. Onlus	285,263
Terre des Hommes - Lausanne	280,000
French Red Cross	271,370
Hilfe zur Selbsthilfe e.V.	271,370
Questscope	267,532
Syrian Arab Red Crescent	266,951

Organization	Funding received or committed (\$)
People in Need	255,363
Darya Organization for Developing Woman and Community	250,380
World Rehabilitation Fund	250,000
AMURT International	245,300
SOS Kinderdorf	242,744
Kanz Humanitarian organization	227,653
Charity Palestinian NGO	227,085
Arab Women Association	207,684
Secours Catholique et Développement	207,347
Brotherhood Association humanity of Human Rights	207,040
Oeuvre d'Orient	202,930
Association for the Advancement of Democratic Rights-Legal Aid	202,608
Gynécologie sans frontières	183,778
Private (individuals & organisations)	177,476
Al-Ofiq Organization for Development and Emergency	168,979
Maarouf Saad Social and Cultural Foundation	154,772
National Institution of Social Care & Vocational Training	154,772
American Lebanese Language Center	150,000
Children without Borders	142,335
ETANA Press	137,313
Royal Health Awareness Society	133,226
Search for Common Ground	124,655
NGO Mondo	116,136
Czech Evang. Diacony	102,934
International Volunteer Center of Yamagata	86,564
Pour une Syrie libre	66,313
Life for Syria	65,189
Luxembourg Red Cross	60,925
United Nations Office on Drugs and Crime	50,000
Bashaer	39,113
Kuehne & Nagel	21,429
Iqra Cultural Center	2,714
Bulgarian Red Cross	2,066
Total:	4,446,553,575