

United Nations Development Assistance Framework for Kenya



2014 - 2018





CONTENTS

Executive Summary	I
Abbreviations	IV
1 Introduction	1
1.1 UN in Kenya	1
1.2 UNDAF 2014-2018 Preparation Process.....	1
1.3 Country Context	1
1.4 The Kenya Development Framework	3
2 UNDAF Results	4
2.1 Strategic Result 1: Transformational Governance.....	4
2.2 Strategic Result 2: Human Capital Development	6
2.3 Strategic Result 3: Inclusive and Sustainable Economic Growth	8
2.4 Strategic Result 4: Environmental Sustainability, Land Management and Human Security	10
3 Resource Estimates	12
4 Implementation Arrangements	13
4.1 Programme Management.....	13
4.2 Operations Management	13
5 Monitoring and Evaluation	14
Linkages between Vision 2030’s Three Pillars (Political, Social and Economic) and the UNDAF Strategic Results Areas	15
Annexes	20

The United Nations Development Assistance Framework (2014-2018) for Kenya is an expression of the UN's commitment to support the Kenyan people in their self-articulated development aspirations. This UNDAF has been developed according to the principles of UN Delivering as One (DaO), aimed at ensuring Government ownership, demonstrated through UNDAF's full alignment to Government priorities and planning cycles, as well as internal coherence among UN agencies and programmes operating in Kenya.

The UNDAF narrative includes five recommended sections: Introduction and Country Context, UNDAF Results, Resource Estimates, Implementation Arrangements, and Monitoring and Evaluation as well as a Results and Resources Annex¹.

The processes behind the formulation of UNDAF 2014-2018 were extensively participatory and interactive and focused on areas in which the UN Country Team (UNCT) is best positioned to contribute. Formulation was guided by the undg Preparation Guidelines, the Quadrennial Comprehensive Policy Review (QCPR-2012) and the 2010 Guidance Note on the application of UN Country Programming Principles to the UNDAF.

Developed under the leadership of the Government, the UNDAF reflects the efforts of all UN agencies working in Kenya and is shaped by the five undg programming principles: Human Rights-based approach, gender equality, environmental sustainability, capacity development, and results-based management. The UNDAF working groups have developed a truly broad-based Results Framework, in collaboration with Civil Society, donors and other partners.

The UNDAF has four Strategic Results Areas: 1) Transformational Governance encompassing Policy and Institutional Frameworks; Democratic Participation and Human Rights; Devolution and Accountability; and Evidence-based Decision-making, 2) Human Capital Development comprised of Education and Learning; Health, including Water, Sanitation and Hygiene (WASH), Environmental Preservation, Food Availability and Nutrition; Multi-sectoral HIV and AIDS Response; and Social Protection, 3) Inclusive and Sustainable Economic Growth, with Improving the Business Environment; Strengthening Productive Sectors and Trade; and Promoting Job Creation, Skills Development and Improved Working Conditions, and 4) Environmental Sustainability, Land Management and Human Security including Policy and Legal Framework Development; and Peace, Community Security and Resilience. The UNDAF Results Areas are aligned with the three Pillars (Political, Social and Economic) of the Government's Vision 2030 transformational agenda.

The UNCT estimates that approximately \$(US) 1.2 billion (for both humanitarian and development assistance) will be needed over the 2014-2018 four-year period to achieve the 13 UNDAF outcomes. This includes the financial resource allocations that UN agencies will receive and the funds that they expect to mobilize from external sources.

The UNCT, under the leadership of the UN Resident Coordinator, will be responsible for the implementation of the UNDAF for the 2014-2018 period. Under the DaO "One Leader" approach the Resident Coordinator and the UN Country Team will be responsible for the oversight of the Results Groups, the Operations Management Team and the Country Communications Group. The National Steering Committee (NSC) will directly oversee the One Budgetary Framework and Programme.

The Republic of Kenya, the UN System and donors will work together in the spirit of partnership to implement the UNDAF, as a contribution to the achievement of national development goals and aspirations and as a concrete step towards the realization of Kenya's developmental commitments to its people and the international community.


¹ Inclusion of a section on Initiatives outside UNDAF was considered but it was UNCT's agreement that all initiatives would fall within the utilized framework.

UNDAF Preamble and Joint Statement of Commitment

The UN Country Team in Kenya (UNCT), working collaboratively and inspired by the national aspirations articulated in Kenya's Vision 2030 will engage with the Government to support real transformative progress towards: i) a state of good governance anchored in the Rule of Law, ii) a development process led and driven by an inclusive, healthy, highly skilled and motivated human capital, iii) an industrializing economy in which growth is inclusive and achieves sustainable development, trade is competitive and regionally integrated, employment is stable, private sector-driven, Human Rights-compliant and accessible to women, youth and vulnerable groups, iv) underpinned by efficient management of natural resources, equitable access to development assets, including land and renewable resources, and sustainable national cohesion and peace.

This United Nations Development Assistance Framework is the fourth generation Programme Document produced by the United Nations System in Kenya and covers the period 2014-2018. The uniqueness of this UNDAF lies in its foundation in the UN's "Delivery as One" approach, and its participatory formulation with other key stakeholders through an elaborate consultative process reinforcing the principles of the Paris Declaration on Aid Effectiveness and the Accra Agenda for Action. The Government of Kenya and the UN System are committed to working together in the spirit of partnership to implement the UNDAF, as a contribution to the achievement of national development goals and aspirations and as a concrete step towards the realization of Kenya's developmental commitments to its people and the international community. We will act together in cognizance of this opportunity and responsibility.

On behalf of the Government of Kenya



.....
Mr. Henry Rotich
Cabinet Secretary
National Treasury

On behalf of the UN System in Kenya



.....
Ms. Nardos Bekele-Thomas
UN Resident Coordinator
UNDP Resident Representative


.....
Ms. Anne Waiguru
Cabinet Secretary
Devolution and Planning

UNCT Signatures


We, the United Nations Country Team in Kenya, while representing each organization's mandates, competencies and decision-making processes, pledge our commitment to the UNDAF IV as a means to foster cooperation, coordination and enhance UN coherence in the spirit of "Delivery as One" to improve performance towards achieving measurable results and impact of our joint response to the development needs of Kenya.



Mr. Luca Alinovi
FAO Representative




Mr. Alexio Musindo
ILO Representative



Ms. Nadine Gbosa
IFAD Representative



Mr. Ashraf El Nour
IOM Chief of Mission



Ms. Maria-Threse Keating
UNDP Country Director



Mr. Marcel Rudasingwa
UNICEF Representative



Mr. Bouri Jean Victor Sanhouidi
UNFPA Representative, a.i.



Ms. Zebib Kavuma
UN Women Representative



Mr. Mohamed Djelid
UNESCO Representative



Dr. Mpoko Bokanga
UNIDO Representative



Mr. Reychad Abdool
UNODC Representative, a.i




Mr. Raouf Mazou
UNHCR Representative



Ms. Maya Harper
UNAIDS Country Coordinator



Ms. Geeta Verma
Head, UNOPS



Mr. Grace Lubaale
UN HABITAT Programme Manager



Dr. Custodia Mandlhate
WHO Representative




Ms. Sharon Rusu
UNISDR Representative



Mr. Nasser Ega-Musa
UNIC Representative



Mr. John Paul Muindi
IMO Representative



Mr. Mounkaila Goumandakoye
UNEP Representative




Mr. Patrick Lavand'Homme
OCHA Representative




Ms. Diariétou Gaye
World Bank Representative



Mr. Richard Dictus
UNV Executive Coordinator



Mr. Ronald Sibanda
WFP Representative



Mr. Ragnar Gudmundsson
IMF Representative

Abbreviations

AA	Affirmative Action
AMISOM	African Union Mission in Somalia
BWI	Bretton Woods Institutions
CEDAW	Convention to Eliminate All Forms of Discrimination Against Women
CG	County Governments
COTU	Central Organization of Trade Unions (Kenya)
DaO	Delivering as One
EAC	East Africa Community
ECDE	Early Childhood Development Education
ECOSAN	Ecological Sanitation
FIDA	Federation of Women Lawyers
GJLOS	Governance, Justice, Law and Order Sector Reform Programme
GoK	Government of Kenya
HACT	Harmonized Approach to Cash Transfer System
HDI	Human Development Index
IEBC	Independent Electoral and Boundary Commission
ILO	International Labour Organization
IMF	International Monetary Fund
IMIS	Integrated Multi-sectoral Information System
IOM	International Organization for Migration
KAM	Kenya Association of Manufacturers
KEPSA	Kenya Private Sector Alliance
KIE	Kenya Industrial Estates
KIRDI	Kenya Industrial Research and Development Institute
KAM	Kenya Association of Manufacturers
KNBS	Kenya National Bureau of Statistics
KNCHR	Kenya National Commission on Human Rights
KNEC	Kenya National Examinations Council
KSh	Kenya Shillings
MDGs	Millennium Development Goals
MED	Ministry of Devolution and Planning
MoEST	Ministry of Education, Science and Technology
MoV	Means of Verification
MTP2	Government of Kenya Second Medium Term Plan (2013-2017)
NCAJ	National Commission for the Administration of Justice
NGEC	National Gender and Equality Commission

NIMES	National Integrated Management and Information System
OHCHR	Office of the United Nations High Commissioner for Human Rights
OMT	Operations Management Team
PES	Payments for Ecosystem Services
PMT	Programme Management Team
PMTCT	Prevention of Mother to Child Transmission (of HIV and AIDS)
SID	Society for International Development
SME	Small and Medium Enterprises
SOP	Standard Operating Procedures
TIVET	Technical, Industrial, Vocational and Entrepreneurship Training
UN Habitat	United Nations Agency for Human Settlements
UN Women	United Nations Development Fund for Women
UNAIDS	Joint United Nations Programme on HIV/AIDS
UNCT	United Nations Country Team
UNDAF	United Nations Development Assistance Framework
UNDG	United Nations Development Group
UNDOCO	United Nations Development Operations Coordination Office
UNDP	United Nations Development Programme
UNEP	United Nations Environment Programme
UNESCO	United Nations Educational, Scientific and Cultural Organization
UNFPA	United Nations Population Fund
UNHCR	United Nations High Commission for Refugees
UNICEF	United Nations Children's Fund
UNIDO	United Nations Industrial Development Organization
UNISDR	United Nations Office for Disaster Risk Reduction.
UNOCHA	United Nations Office for the Coordination of Humanitarian Affairs
UNODC	United Nations Office on Drugs and Crime
UNOPS	United Nations Office for Project Services
UNRC	United Nations Resident Coordinator
UNRCO	United Nations Resident Coordinators Office
UNV	United Nations Volunteers
USAID	United States Agency for International Development
WASH	Water, Sanitation and Hygiene
WB	World Bank
WFP	World Food Programme
WHO	World Health Organization

1 Introduction

1.1 United Nations in Kenya

The UN Country Team (UNCT) is a trusted partner in Kenya, supporting the Government to achieve its development goals. Recent successes include its support to developing Vision 2030 and its Medium Term Plans 1 and 2 (for 2008-2012 and 2013-2017), interventions during the post-election violence of 2007/2008, the Constitutional referendum of 2010 and the 2013 General Elections.

During UNDAF 2009-2013 important lessons have been learned, that are applicable to the realization of UNDAF 2014-2018 to maximize the impact of the UN's contribution. UNDAF 2014-2018 will need to employ robust planning, monitoring and evaluation frameworks, articulated from the outset and with well-defined indicators to clearly relate inputs to activities, outputs and outcomes. UN interventions will also need to be strategically focused at the highest level, moving away from service delivery to provide more definitive support to policy formulation and implementation, relating to the UN's critical role in policy advice and capacity development assistance. In addition, deliberate and targeted efforts will need to be made to fully mainstream gender, Human Rights and environmental sustainability in the design, implementation, monitoring and evaluation of this and all future UNDAFs. Finally, the UN recognizes the critical importance of continuing broad and inclusive consultation processes involving key stakeholders and led by the Government itself.

1.2 UNDAF 2014-2018 Preparation Process

The United Nations Development Assistance Framework (2014-2018) for Kenya is an expression of the United Nations' commitment to support the Kenyan people in their self-articulated development aspirations. This UNDAF constitutes a break with the past in the sense that it has been developed according to the principles of UN Delivering as One (DaO), aimed at ensuring Government ownership, demonstrated through UNDAF's alignment to Government priorities and planning cycles, as well as internal coherence among UN agencies and programmes operating in Kenya.

The processes behind the strategic choices and results formulation for UNDAF 2014-2018 were extensively participatory, interactive and iterative and focused on areas in which the UNCT is best positioned to contribute. They were guided by the 2010 UNDG Preparation Guidelines, the 2012 Quadrennial Comprehensive Policy Review (QCPR) and the 2010 Guidance Note on the application of UN Country Programming Principles to the UNDAF. In order to tailor UN's support to Kenya's Vision 2030-driven transformational agenda, UNDAF development evolved into a capacity building exercise in transformational development planning for the Government, UN and other key stakeholders, including Civil Society.

Three innovative planning tools were used to ensure a strengthened Government role as leader and driver of development processes and to facilitate participation and assurance of national ownership of all development results. These included the use of: (i) Subject, Dimensions and Qualifier (SDQ) techniques for participatory result formulation; (ii) fully logical result frameworks for vertical and horizontal visualization of national transformation scenarios and chronology; and (iii) 3-D Logical frameworks for clear delineation of the leadership role of Government and to ensure complementary contributions among international partners (UN, bilateral donors and BWIs) in support of Government-led results achievement. The shift to upstream focus for UN efforts in Kenya and the joint programming practices under DaO are expected to facilitate collaboration and Government leadership.

The UNDAF reflects the efforts of all UN agencies and key partners working in Kenya. The design of the UNDAF evolved from strategic discussions, both within the UN and with stakeholders, to determine how the UN System is best suited to support the Government's goals. Shaped by the five UNDG programming principles (a Human Rights-based approach, Gender equality, Environmental sustainability, Results-based management, and Capacity development) working groups have developed a truly broad-based Results Framework, in collaboration with Government, Civil Society, donors and other partners.

1.3 Country Context

Kenya has an estimated population of 44.0 million (July 2013) with equal proportions of male and female. Sixty-one percent of the population is under 25 years of age, with 42% aged 0-15 and 19% aged 15-24. At the current annual growth rate of 2.9%, the population of Kenya would reach 70 million by 2030.

Kenya is currently undergoing a significant transition to a new constitutional order, ushered in through referendum in 2010. Today, the country is relatively peaceful and stable, as evidenced by the non-violent national elections of March 2013, which brought the Jubilee Coalition into power. During the 2003-2007 period there was broad-based economic growth after a decade of contraction. Following this there was a sharp retrenchment, due to the post-election violence of 2007/08, that saw GDP fall from an annual growth rate of 7.0% to 1.7%. The economy recovered in 2012 with an annual growth of 4.6%; all sectors recorded advances. However, Kenya's Human Development Index (HDI) still ranks within the Low Human Development Country Category. With a Gini Coefficient 0.446¹, Kenya is the 10th most unequal country globally and the fifth most unequal of Africa's 54 states.

Kenya now sits at the threshold of a period of potentially accelerated development given the reforms of the 2010 Constitution. Estimates indicate that real GDP growth will average 6% annually from 2014 to 2018, as Kenya begins to realize its enormous but, as yet, unfulfilled potential. Government commitment to political and economic reforms should stabilize the economy and promote social cohesion, helping Kenya maintain its preeminent status as a regional economic powerhouse.

The 2010 Constitution specifically addresses long-standing historical, geographic, demographic, and gender issues that have hindered Kenya's development. It is people-centered and Human Rights-based, with a key feature being the devolution of political power and resources to 47 newly decentralized counties. Devolved governance offers greater opportunities but also new challenges. It is expected that financial resources will be closer to the people thereby enhancing the space for their involvement in development and reducing the potential for social conflict associated with the quest for equitable distribution of wealth and the sharing of power. Devolution should lead to more inclusive sustainable development and reduce historical marginalization; however, there is also a possibility that the devolved units may be new frontiers for inter and intra-county conflicts. To ensure that devolution is effective there is need to strengthen institutional, leadership and human resource capacities and accountability systems at both national and county levels. This will ensure county Governments' delivery of sustainable results and the potential for innovation and advancement.

The Constitution establishes a fully independent, bicameral legislature with a clear separation of powers. As one of the most progressive and foresighted constitutions in Africa, it advances Kenya's long-term development aspirations laid out in the Government's Vision 2030 and its Second Medium Term Plan (MTP2) for 2013-2017.

Kenya's per capita GDP of \$(US) 820 places it 24th in Sub-Saharan Africa and well below the threshold of \$(US) 1,025 for middle income country status². Modest progress has been made towards the MDGs, especially MDG 8 - Global partnerships for development, MDG 2 - Universal primary education and MDG 6 - Combating HIV and AIDS, malaria and other diseases. However, major gaps remain with respect to Infant Mortality (MDG 4), Maternal Mortality (MDG 5), Poverty and Child Malnutrition (MDG 1), and Gender Equality and Women's Empowerment (MDG 3). These will require continued and accelerated efforts to get back on track.

The human and economic impact of disasters arising from periodic flooding, droughts and landslides are estimated at \$(US) 12.1 billion³, for the period 2008-2011. In combination with past election-related violence, this has resulted in a significant number of IDPs (approx. 400,000⁴). Kenya also hosts over 565,000 refugees, mainly in Dadaab and Kakuma, two of the largest refugee camps in the world.

² Estimates of Poverty and Inequality in Kenya, August 2013

² Kenya Economic Update, WB, June 2013

³ PDNA Report, 2013

⁴ World Bank Indicators, Kenya - Conflict and Fragility, 2008



Extreme inequality is reflected in almost every sphere of Kenyan life; particularly the distribution of income and wealth, access to education, water, land and health services. The rate of extreme poverty in 2009 was 42%, down from 52% in 2000. Women, children and youth are the most seriously affected by inequality, exclusion, and poverty. This is especially evident among the populations in the Arid and Semi-Arid Lands (ASAL) that comprise 80% of the country. Major disparities persist across counties⁵. The levels of poverty and unemployment pose additional security challenges and are of particular concern given the high rates of urban crime and violence and the proliferation of small arms. In spite of Kenya's fairly robust multi-party democracy and its history of vibrant media and Civil Society engagement, bureaucratic accountability and law enforcement are weak resulting in high levels of corruption (139th out of 176 on the 2012 Corruption Perception Index). On-going reforms in the judiciary and Rule of Law sectors should improve transparent and accountable public service delivery.

Kenya's private sector is the major driver of the economy. Micro, small and medium sized enterprises generate roughly 85% of employment and 20% of GDP. The economy, however, remains highly dualistic with a formal private sector employing 2.2 million persons (of which only 32% are women) operating alongside an informal sector of more than 10.5 million.

The agricultural sector, through direct and indirect impacts, contributes approximately half of Kenya's GDP. The sector accounts for 65% of Kenya's total exports and provides more than 18% of formal employment opportunities and more than 70% of informal employment⁶. Moving forward, key challenges in the agricultural sector are associated with gender-based inequities in the access to productive inputs. Women constitute 80% of the agricultural labour force but only five percent own land, less than 10% have access to credit, and women hold only 1% of all agricultural credit⁷. Opportunities for training are limited. Gender-based inequalities in the sector persist despite evidence that suggests that achieving gender equity in access to agricultural inputs can yield enormous economic and human development gains⁸.

1.4 The Kenya Development Framework

The overall goal of Kenya's Vision 2030 is, "to create a globally competitive and prosperous nation with a high quality of life by 2030, that aims to transform Kenya into a newly industrializing, middle-income country for all citizens in a clean and secure environment".

Kenya Vision 2030 is anchored on three key pillars - Political, Social and Economic. In its MTP2, the Government focuses primarily on economic growth as a driver for developmental success across all pillars. Its target is 10% annual GDP growth by 2017, intending to reduce poverty and inequalities. Kenya aims to realize the unfinished MDGs by the end of MTP2 thereby creating the foundation for attaining its post-2015 Sustainable Development Goals. The Vision is to be achieved through a number of successive five-year Medium Term Plans (MTPs).

Following the conclusion of MTP1 (2008-2012), MPT2 was launched to cover the subsequent period (2013-2017). While there is consensus that most of the objectives of the first MTP1 were achieved, there is also a general acknowledgement that more concerted effort is required if Vision 2030 is to be fully realized.

MTP2 differs from the prior MTP in that it was developed and is being implemented in the context of Kenya's 2010 Constitution, which provides for a devolved governance structure, with power and resources decentralized to 47 counties. Almost all aspects of the implementation of MTP2 will be affected by this new reality.

5 UNDP Kenya's Youth Employment Challenge: Discussion paper, 2013; and KNBS Report on Inequalities, 2013

6 Government of Kenya, Agricultural Sector Development Strategy 2010-2020

7 World Bank, Gender and Economic Growth in Kenya: Unleashing the Power of Women, 2007

8 FAO; World Bank, Gender and Economic Growth in Kenya: Unleashing the Power of Women




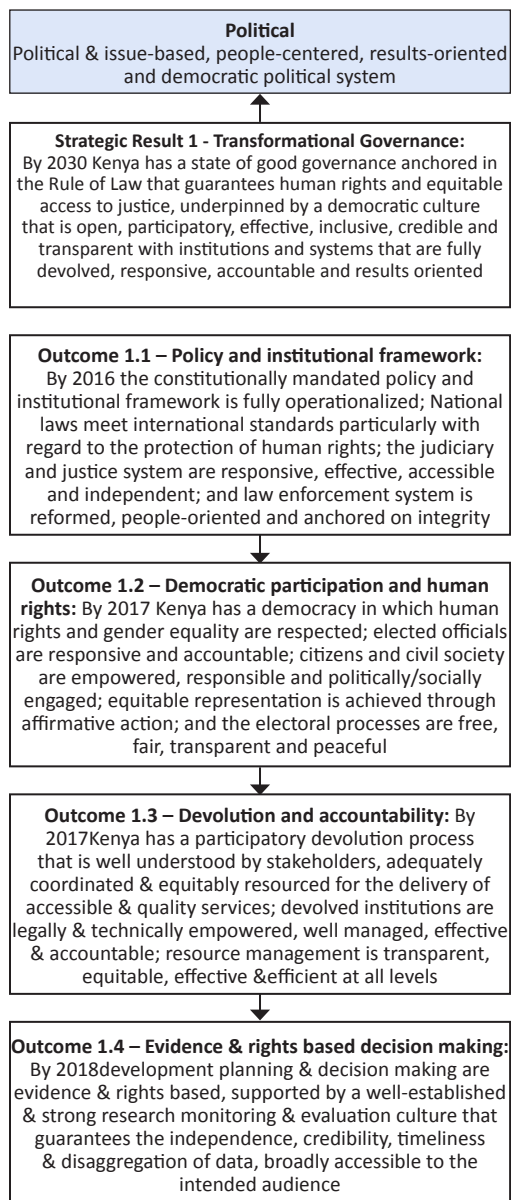
As part of the ongoing dialogue on UN reform toward “Delivery as One” modalities, the Government has requested that future UN support to Kenya be more strategic, long-term looking and fully aligned to the current Medium-Term development Plan (MTP2) and to Vision 2030. In order to achieve this, the Government and the UN have agreed on four long term strategic results, articulated below, that will guide the design of successive UNDAFs between now and 2030: Transformational Governance; Human Capital Development; Inclusive and Sustainable Economic Growth; and Environmental Sustainability, Land Management and Human Security. This logical flow indicates recognition by Government and stakeholders of the importance of Good Governance, respect for Human Rights, promotion of Gender Equality and Environmental Sustainability, and the building of a strong Human Capital base as a foundation for sustainable economic development. The UN’s Development Assistance Framework (UNDAF 2014-2018) has thirteen outcomes, which are organized around the above four long-term strategic contributions of the UN to Kenya.

2.1 Strategic Result No. 1: Transformational Governance

By 2030, Kenya enjoys a state of good governance anchored in the Rule of Law that guarantees Human Rights and equitable access to justice, underpinned by a democratic culture that is open, participatory, effective, inclusive, credible and transparent, with institutions and systems that are fully devolved, responsive, accountable and results-oriented.

The UN believes that achieving sustainable human development, inclusive growth and a peaceful and just society will not happen without a foundation of Good Governance. In pursuit of this, the Government and the UN have identified four UNDAF outcome domains, under the Transformational Governance Strategic Result Area, for UN support: Policy and Institutional Frameworks; Democratic Participation and Human Rights; Devolution and Accountability; and Evidence and Human Rights-based Decision-making.

The UN will support the development of a sound policy and institutional framework to ensure that by 2016, the constitutionally mandated policy and institutional framework is fully operationalized. Specifically, that national laws meet international standards, particularly with regard to the protection of Human Rights; the Judiciary and Justice Systems are responsive, effective accessible and independent; and the Law Enforcement System is reformed, people-oriented and anchored in integrity. Achieving this outcome as early as 2016 would lay a solid foundation for effective transformational development in Kenya.



Building on an enabling policy environment, the UN will support Government efforts to enhance democratic participation and respect for Human Rights to ensure that by 2017, Kenya enjoys a democracy in which Human Rights and gender equality are respected; elected officials are responsive and accountable; citizens and Civil Society are empowered, responsible, and politically and socially engaged; equitable representation is achieved through affirmative action; and the electoral processes are free, fair, transparent and peaceful. The achievement of this outcome will create conditions for effective decentralization of the administration. These include the development of systems and mechanisms to ensure that citizens' voices are heard in decision-making and hold institutions accountable.

The devolution process in Kenya will not succeed if it is not anchored on a solid democratic and accountability culture. The UN will support the Government, in collaboration with other partners (donors), to ensure that by 2017, Kenya enjoys a participatory and devolved governance process that is well understood by stakeholders, adequately coordinated and equitably resourced for the delivery of accessible and quality services; devolved institutions are legally, financially and technically empowered, well managed, effective, and accountable; and resource management is transparent, equitable, effective and efficient, at all governance levels.

Finally, to be effective, sustainable and responsive, the transformation of Kenya must be knowledge-driven. In this regard, the UN's support will be directed toward ensuring that by 2018, development planning and decision-making are evidence and rights-based, supported by a well-established and robust research, monitoring and evaluation culture that guarantees the independence, credibility, timeliness and disaggregation of data, broadly accessible to the intended audience. Positioning strategic monitoring and evaluation functions at the highest levels of the Legislative and Executive branches (national and county) is a high priority in MTP2, and is expected to improve the quality and relevance of Executive decisions, strengthen the culture of accountability and promote innovation, adaptability and learning.

The four Governance outcomes are mutually reinforcing and designed to trigger sequential transformations in Kenya's governance system, creating enabling conditions for a peaceful and just society and people-driven sustainable development.

The UN will support the transformative process through advocacy, technical support and capacity development, particularly in the areas of policy and legislative framework development, partnership building, knowledge generation and South-South cooperation facilitation.

Details of the outcome indicators, outputs and partners for contributing to all four Strategic Results can be found in the annexed Results Matrix. The Transformative Governance work under the UNDAF is aligned with the Political Pillar of Vision 2030

2.2 Strategic Result 2: Human Capital Development

By 2030, Kenya's development is led and driven by a healthy, highly skilled, innovative, resourceful and motivated human capital, in an empowered, resilient and inclusive society that is reconciled, peaceful, cohesive, gender responsive and infused with integrity.

Kenya's infant and under-five mortality rates have not improved since 2009 and the maternal mortality rate is three times higher than the 2015 MDG target [147 maternal deaths per 100,000 live births by 2015], reflecting overall health system limited performance.

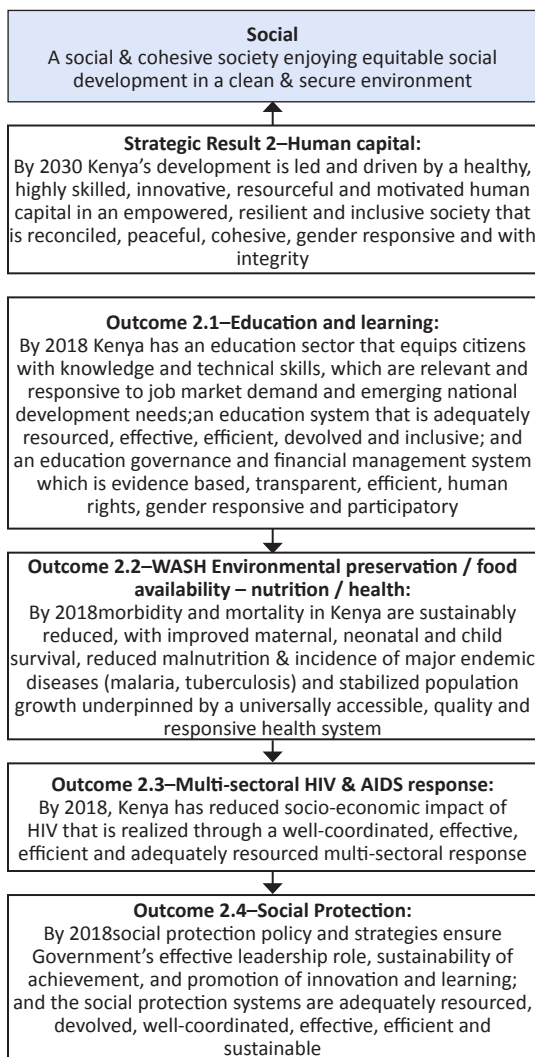
To realize a cohesive society made up of healthy and highly skilled women and men as a foundational step towards equitable and sustainable development, the Government and the UN have identified four inter-related UNDAF outcome domains under the Human Capital Strategic Result Area: Education and Learning; Health, including Water, Sanitation, Hygiene (WASH) and Environmental Preservation, Food Availability and Nutrition; Multi-sectoral HIV and AIDS Response; and Social Protection.

For education and learning, the UN will provide support through national and county Governments to ensure that by 2018 Kenya has a competitive human capital empowered by high quality education, knowledge and skills, and responsive to new and emerging needs. It is globally recognized that achieving Education for All goal is critical for attaining all eight MDGs⁹.

⁹ "When we put education first, we can reduce poverty and hunger, end wasted potential and look forward to stronger and better societies for all." (Ban Ki-moon, Secretary General of the United Nations, 2013)

Although Kenya is on track for achieving MDG2(Universal Primary Education) there are disparities and quality issues, which will require special attention. Regarding universal access, the Kenyan Cabinet recently approved a Bill that guarantees free Secondary, Primary and Early Childhood Development Education (ECDE). Its operationalization will benefit from UN's normative support.

For Health, WASH and Environmental Preservation, Food Availability and Nutrition, the UN will support innovative programming, influence national policies and strategies and leverage donor resources to ensure that by 2018, morbidity and mortality in Kenya are substantially reduced, with improved maternal, neonatal and child survival, reduced malnutrition and incidence of communicable and noncommunicable diseases and stabilized population growth, underpinned by a universally accessible, quality and responsive health system. Emphasis will be placed on supporting the country to address its rising burden of Noncommunicable Diseases (NCD) and conditions in line with the Political Declaration of high level meeting of UN General Assembly 2011 and Kenya's own priority. The UN focus will primarily be on mitigating the NCD's key risk factors.



In the area of WASH and Environmental Preservation the UN will foster strategic and multi-sectoral partnerships to support the design of county-based intervention models that ensure community ownership of strategies and promote the use of appropriate technologies for improved access to and utilization of sustainable water and sanitation services, safe hygiene practices and solid and liquid waste management. All interventions will be underpinned by effective and integrated management of water resources (surface and ground) and the introduction of green technologies, such as ECOSAN, to provide affordable sustainable energy and bio-fertilizers at the community level. For Food Availability and Nutrition, the focus will be on promoting strategic and cross cutting partnerships to support county-based interventions that ensure improved nutrition practices and the production and availability of quality food at the household level.

UN agencies will strengthen and expand their joint efforts to promote effective multi-sectoral HIV responses with the aim of ensuring that by 2018, Kenya has reduced the socio-economic impact of HIV and societal vulnerability to HIV by employing a well-coordinated, effective, efficient and adequately resourced multi-sectoral response. Evidence indicates that the achievement of this outcome is among the key conditions for realizing Kenya's MTP2 and Vision 2030 goals. Unlike other infectious diseases, HIV infection is more associated with high levels of stigma, morbidity and mortality, and strikes working-age adults during their most productive years. Through promotion of effective societal responses, the UNDAF will contribute to the reduction of the country's vulnerability to HIV and minimize its economic and social impact.

For Social Protection the UN's support will aim at strengthening Government commitment and leadership, ensuring that by 2016, Kenya's Social Protection policy and strategies ensure Government's effective leadership role, sustainability of achievements, and promotion of innovation and learning; and that the social protection systems are integrated, adequately resourced, well coordinated, effective, efficient and sustainable at national and county levels. Kenya is off track with regard to the achievement of MDG1 (Eradicating Extreme Poverty and Hunger) despite a multiplicity of social protection interventions, which unfortunately remain donor-driven, poorly coordinated and suffer from sustainability issues. Through South-South Cooperation support, the UN will help Government adapt models of effective and sustainable governance and county-driven Social Protection strategies.

Under the Human Capital Strategic Results Area, UNDAF will support the development of effective and efficient county-level social intervention models to inform national policies and strategies. The UN will collaborate with other development partners (donors and BWIs) to ensure that Government has adequate technical and financial capacities to roll out successful intervention models across all 47 counties with the aim of ensuring the delivery of equitably accessible and quality social services to all Kenyans. This will be realized by harnessing agencies' unique technical expertise and adopting joint programming modalities.

The Human Capital work under the UNDAF is aligned with the Social Pillar of Vision 2030.

2.3 Strategic Result 3: Inclusive and Sustainable Economic Growth

By 2030, Kenya becomes an industrialized middle income country with a modern, equitable, diversified and 24-hour Green Economy in which growth is inclusive and achieves sustainable development, trade is modernized, balanced, competitive and regionally-integrated, and employment matches demand, is stable, SME-driven, decent, accessible (particularly to youth, women and vulnerable groups) and Human Rights compliant.

Under this Strategic Result Area, the UN and Government have identified three target outcomes for UN support during the UNDAF cycle: Improving the Business Environment; Strengthening Productive Sectors and Trade; and Promoting Job Creation, Skills Development and Improved Working Conditions.

For Kenya to become a middle-income country by 2030, a productive and business environment that provides equal opportunities for men and women will be pre-requisite to a well-functioning economy that would spur growth and attract domestic and foreign direct investment. However, according to the 2013 World Bank Ease of Doing Business Report, Kenya is not performing well in this regard. This UNDAF seeks to influence and support business-related policies to ensure that by 2015, Kenya has a production and business environment that is reformed and designed to effectively nurture local capacities, attract internal and external investments and promote equity, ownership, innovation and entrepreneurship for people-oriented benefits.

With respect to Productive Sectors and Trade, it is expected that joint upstream support from key UN agencies will ensure that by 2018, Kenya's productive and services sectors and their value chains will be in transition towards a participatory, environment friendly, diversified, technologically innovative, green economy that is export oriented and competitive in national, regional and global markets. This result will be achieved, principally, through knowledge, technology and skills transfers, including South-South Cooperation.

To help promote Job Creation, Skills Development and Improved Working Conditions the UN will use evidence-based advocacy and targeted support to policy implementation to ensure that by 2018, the formal and informal sectors, in both urban and rural economies, create employment that is safe, healthy, secure, productive and gainful and that is equitably accessible, particularly for women, youth and vulnerable groups; and the labour force has adequate skills to match market demand. Achieving the result is crucial, not only for reducing unemployment among women and young people, but also for transforming women and youth into key actors in achieving national development goals.

Strategic Result 3—Inclusive & sustainable economic growth: By 2030 Kenya is an industrialized middle income country with a modern, inclusive, diversified and 24-hour economy; growth is inclusive and achieves sustainable development; trade is modernized, balanced, competitive and regionally integrated and employment matches the demand, is stable, private sector and SME-driven, decent, equitably accessible particularly to youth, women & vulnerable groups and human rights compliant

Outcome 3.1—Productive & business environment: By 2015 Kenya's productive & business environment are reformed to effectively nurture local capacities, attract internal and external investments and promote ownership, innovation and entrepreneurship

Outcome 3.2—Productive sectors and trade: By 2018 productive sectors (agriculture, manufacturing, extractive industry) trade and their value chains are private sector and SME-driven, sustainable, diversified, technologically innovative, commercially oriented and competitive on national regional and global markets



All three Inclusive and Sustainable Economic Growth outcomes are designed to contribute to supporting the institutionalization of public-private partnership dialogue and the creation of an environment conducive to SME-driven private sector development and private sector engagement in initiatives focusing on youth and women's employment. Particular focus will be on "green" business and extractive industries, the modernization of agricultural productivity through irrigation and the application of technological advances, climate change adaptation and mitigation frameworks, development of tools to operationalize payments for ecosystem services (PES), especially at the county level, access to global climate finance facilities such as the Adaptation Fund, and promoting energy efficiency and sustainable energy technologies.

The UN will focus on integrated programming, which includes natural resource management, resilience building, inclusive growth and sustainable human development, and food security. Interventions will emphasize institutional and technical capacity for high-level evidence-based policy analysis, advocacy and programming to support national and county development, mainstreaming of environmental and natural resource management, and planning and budgeting. Finally, the UN will continue to advocate for collection of timely and gender-disaggregated data and information for informed policy formulation and performance monitoring.

The Inclusive and Sustainable Economic Growth efforts, under the UNDAF, are aligned with the Economic Pillar of Vision 2030.

2.4 Strategic Result 4: Environmental Sustainability, Land Management and Human Security

By 2030, Kenya is prosperous, underpinned by efficient management of natural resources and equitable access to development assets, including land and other renewable resources, and achievement and sustainability of national cohesion and resilience that guarantees long-term peace and prosperity.

Issues of Environmental Sustainability, Land Management and Human Security constitute major development challenges for Kenya. Currently, much of the work being done in these areas is uncoordinated, unsynchronized and consequently ineffective in addressing human security and resilience building needs. Government and the UN have identified two target outcomes under this Strategic Result, namely: Policy and Legal Framework Development; and Peace, Community Security and Resilience. These outcomes have been formulated in consideration of the UN's strong programmatic focus on environmental sustainability, human security and resilience. UN agencies, funds and programmes have considerable cumulative experience in policy and regulatory framework development, institutional support and capacity building. The UN believes that, while progress in this Result Area depends on the enabling conditions effected by other UNDAF results areas, the realization of further progress, including environmental sustainability, improved land management and human security, will accelerate Kenya's transformation and contribute to the achievement of advances in areas of good governance, human capital development and sustainable economic growth.

Working with public and private institutions at national and county levels, the UN will provide evidence-based support to the policy dialogue process in view of ensuring that by 2016, Kenya has robust policies and legal frameworks linking issues of environmental sustainability, climate change and land management to human security and resilience, and supportive of an integrated and coordinated response at all levels. Further, building on this enabling environment, UN agencies will jointly support the establishment of effective systems for community security management, for disaster risk management and for resilience building so that by 2018 counties and communities are able to anticipate, prevent and respond effectively to disasters and emergencies.

The two Environmental Sustainability, Land Management and Human Security outcomes are designed to provide technical support to enhance national and county level capacities to assess, monitor, mitigate and communicate risks and coordinate preparedness, response and recovery. This will be supported by advocacy and technical input for the enactment and operationalization of related policies (e.g. The National Peace Policy). In addition, the UN will contribute to promoting resilience-building among vulnerable communities in both rural and urban areas through support for the planning and development of strategies for livelihoods preservation and resource management.

UN agencies will coordinate efforts to strengthen capacities within the land sector for the smooth implementation of land reforms and establishment of effective mechanisms to implement constitutional provisions on land. This will include support to land sector state and non-state actors to improve harmonization and alignment of land management efforts and technical support to national and county authorities responsible for urban and human settlement to improve urban development, planning, management and governance, and ensure the provision of quality social services.

The focus on disaster risk reduction and prevention of conflict reflects their importance in assuring a secure environment for development. In support of the devolution process, the UN will build on international best practices to support the development of county and community-based models of conflict prevention which promote values of gender sensitivity, respect for Human Rights and a culture of peace to inform national resilience-building strategies.

The UNDAF Result Area on Environmental Sustainability, Land Management and Human Security is aligned with the Social and Economic Pillars of Vision 2030.

Strategic Result 4—Environmental sustainability, land management & human security:
By 2030 Kenya is prosperous, underpinned by efficient management of natural resources and equitable access of Kenyans to development assets including land, water and other renewable resources, and achievement and sustainability of national cohesion and resilience that guarantees long term peace and prosperity

Outcome 4.1—Policy and legal framework:
By 2016 Kenya has robust policies and legal frameworks linking issues of environmental sustainability, climate change and land management to human security and resilience therefore requiring an integrated & coordinated response at all phases

Outcome 4.2—Community security and resilience:
By 2018 counties and communities are able to anticipate, prevent and respond effectively to disasters and emergencies



3 Resource Estimates

The UNCT estimates that approximately \$(US) 1.2 billion will be needed over the 2014-2018 four-year period to achieve the 13 UNDAF outcomes. This includes the financial resource allocations that UN agencies will receive and the funds that they expect to mobilize from external sources but excludes emergency funds as well as World Bank and IMF contributions.

Agency	Transformative Governance	Human Capital	Inclusive and Sustainable Economic Growth	Environmental Sustainability, Land Management and Human Security	Funding Gap	Total Per Agency
FAO	0.0	0.0	70.0	0.0	45.0	70.0
IFAD	0.0	0.0	129.5	68.8	0.0	198.3
ILO	11.0	10.5	6.7	0.0	22.4	27.8
IMO	0.165	0.18	0.14	0.12	0.3025	0.605
IOM	4.0	9.2	6.0	17.0	34.1	36.2
UN HABITAT	1.2	0.4	0.2	4.5	0.0	6.3
UNAIDS	0.0	0.7	0.0	0.0	0.2	0.7
UNDP	80.0	0.0	20.0	60.0	0.0	160.0
UNEP	0.5	0.0	1.0	0.5	0.0	2.0
UNESCO	2.5	6.0	5.0	13.2	25.7	26.7
UNFPA	8.5	14.6	0.0	1.3	15.0	24.4
UNHCR	6.4	0.0	0.0	8.8	4.6	15.2
UNICEF	10.0	34.0	0.0	0.0	0.0	44.0
UNIDO	0.0	0.0	17.7	7.7	9.9	25.4
UNISDR	0.0	0.0	0.0	0.3	0.0	0.3
UNODC	16.4	12.0	0.0	0.0	14.8	28.4
UNOPS	7.0	0.0	0.0	8.0	15.0	15.0
UNWOMEN	12.0	4.0	9.0	8.0	25.0	33.0
WFP	5.1	142.4	5.1	203.3	0.0	356.0
WHO	10.0	100.0	0.0	5.0	35.0	115.0
Total by Result Area	173.6	334.0	270.3	406.5	247.0	1185.0

Under the DaO One Leader approach the Resident Coordinator and the UN Country Team will be responsible for the oversight of the Results Groups, the Operations Management Team and the Country Communications Group. The National Steering Committee (NSC) will directly oversee the One Budgetary Framework and Programme. The Technical Support Group will play a critical role in ensuring analytical coherence functions on DaO, with the support of the M&E Technical Working Groups (TWG). UNCT will be responsible for the effective functioning of the Result Groups. Regular UNCT meetings will establish an ongoing, high level of information exchange to strengthen inter-agency collaboration and improve coordination of the UN System as a whole.



4.1 Programme Management

The UNCT, under the leadership of the UN Resident Coordinator, will be responsible for the implementation of the UNDAF for the 2014-2018 period. Results Groups will be created with responsibility for providing overall programme coordination. The Technical Support Group will have the coherence analytical role for the DaO with the support of the M&E TWG for coordination for implementation. A Head of Agency will chair each Results Group on behalf of the UNCT. The Results Groups will be organized to contribute to the four sets of UNDAF outcomes through coordinated and collaborative planning, implementation, monitoring and evaluation. Each Results Group will create rolling joint workplans to articulate short-term outputs (annual or biannual) that will contribute to the achievement of the UNDAF outcomes, performance benchmarks, division of labour and budgetary requirements using the same results-based management tools and standards. To ensure maximum reduction of transaction costs for all involved partners, the Results Groups' joint workplans will normally be the only work planning instruments, replacing agency-specific plans, except where other arrangements are agreed upon through the UNCT.

4.2 Operations Management

The UNCT places a high priority on integrating Programme and Operations in order to ensure that an appropriate and efficient operational infrastructure exists to implement the UNDAF. Business operations underlie all programming efforts, regardless of the mode of implementation; consolidating operational support to reduce transaction costs and duplication of effort is a priority. The UN already has many common services arrangements both in Nairobi and in its field offices. The Operations Management Team (OMT) will identify and recommend to the UNCT new opportunities for additional common services and activities with potential to lead to greater harmonization of business practices.

The OMT will consist of the Heads of Administrative Operations of UN agencies. OMT is an oversight and coordination body that will rely on individual agencies to implement the agreements reached at OMT planning meetings and endorsed by the UNRC/UNCT. The OMT will prepare a four-year plan to capture the broad priorities for operational synergies within the UN System and to map out the work to be undertaken to achieve these synergies. The Annual Work Plan of the OMT will be the basis for reporting and accountability to the UNRC/UNCT.

5 Monitoring and Evaluation

UNDAF 2014-2018 has been designed according to the Results-based Management (RBM) approach. Capacity in application of RBM principles will be continuously reinforced throughout the UNDAF period, within the UN and among partners (including both national and county level Governments) to strengthen planning, monitoring and evaluation for results and evidence generation.

Risk management will be addressed at both the UN and agency levels through established procedures and guidelines for the Harmonized Approach to Cash Transfer (HACT) System and other best practices. A macro assessment of Kenya's public financial management system and joint micro assessments of implementing partners will be conducted to inform financial disbursement decisions.

In line with the focus of the UNDAF on joint outputs, progress on delivery will be tracked through indicators for each of the joint outputs as set out in the annexed Results Matrix. These indicators have been designed and agreed by the individual UN entities contributing to the respective joint outputs. The UN entities convening on each outcome will be responsible for coordinating participating agencies to track and report progress towards the indicators' target values.

Progress reviews will be conducted annually; these will be co-chaired by the UN Resident Coordinator's Office and a senior representative of the Government, with the participation of Civil Society and international development partners.

At the Annual Review, the Outcome Groups will present status of progress towards achievement of the joint outputs. Any changes agreed in the annual review process, including those arising from changes in the overall policy environment and emerging opportunities, will be referred to the Programme Management Team for action. Any such changes will be reflected in the M&E matrix and joint workplan for the following year.

Indicators at the outcome level are aligned, as far as possible, with those of MTP2, particularly in relation to the MDGs. In addition, many of the results indicators are based on those used in MTP2 for coherence and ease of tracking progress. Thus, national monitoring processes and systems will be used to the extent possible. However, as required, the UN will extend support to Government and other partners to strengthen collection, analysis and the use of data. The indicators for the outcomes will also be evaluated during annual progress reviews or whenever new data become available from relevant sources.



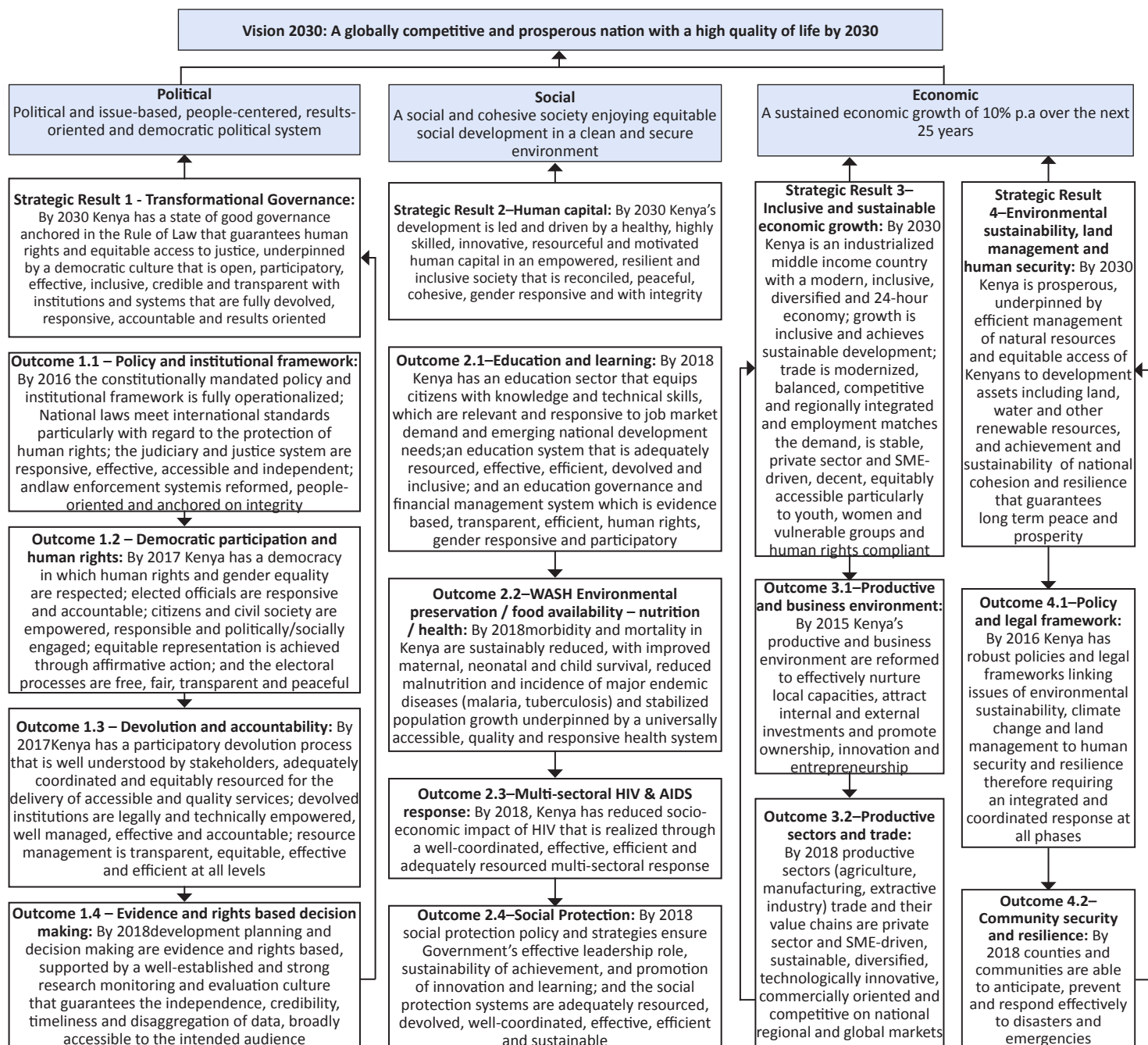
Cognizant of the 2008 UN Development Group (UNDG) directive and in light of the strong focus on gender equality in the UNDAF, the UNCT will implement the 'Accounting for Gender Equality' Scorecard. It intends to provide an assessment of what the UN, as a whole, contributes to gender mainstreaming and, consequently, to the promotion of gender equality. The UNCT Performance Indicators on Human Rights, and Gender Equality and the Empowerment of Women will establish an accountability framework to assess the effectiveness of the UNCT's strategy in support of Human Rights and gender equality and women's empowerment.

Monitoring and Evaluation activities will be participatory and aligned to the M&E framework for MTP2. Joint surveys, research, studies and reviews will be supported to enhance evidence generation and report on what works, as well as what does not.

The M&E Team will assist the UN Country Team to plan and carry out the M&E activities, together with the UNDAF Result Groups (each chaired by a UN Head of Agency) with the overall responsibility for achieving UNDAF outcomes. Key M&E activities include the Annual Reviews and the UNDAF Evaluation. If required, the Mid-term Review will provide an opportunity to take stock, identify bottlenecks and adjust the results framework. The final UNDAF Evaluation will lay the foundation for the design of the next UNDAF.

The review and the evaluation processes will be carried out by parties external to the UN and according to the norms and standards of the UN Evaluation Group (UNEG), examining the relevance, effectiveness, efficiency, and sustainability of the UN's joint programming efforts and their contribution to the UNDAF outcomes. The evaluation will be conducted against the backdrop of the principles and commitments of the Paris Declaration on Aid Effectiveness and the Accra Agenda for Action.

Linkages between Vision 2030's Three Pillars (Political, Social and Economic) and the UNDAF Strategic Results Areas



Strategic Result 1 - Transformational Governance: By 2030 Kenya has a state of good governance anchored in the Rule of Law that guarantees human rights and equitable access to justice, underpinned by a democratic culture that is open, participatory, effective, inclusive, credible and transparent with institutions and systems that are fully devolved, responsive, accountable and results oriented

Outcome 1.1 – Policy and institutional framework: By 2016 the constitutionally mandated policy and institutional framework is fully operationalized; **National laws** meet international standards particularly with regard to the protection of human rights; the **judiciary and justice system** are responsive, effective, accessible and independent; and **law enforcement system** is reformed, people-oriented and anchored on integrity

Output 1.1.1 – Human rights-focused policies: The office of the Attorney General and Kenya National Commission on Human Rights have adequate **technical and financial capacity** to influence adoption and operationalization of the National Policy and Action Plan for Human Rights

Output 1.1.2 – Alignment to constitutional and international standards: Relevant MDAs have adequate **technical and financial** capacities to ensure alignment of national laws to the constitution and international standards

Output 1.1.3 – Judicial reform: The judiciary and the National Council for the Administration of Justice (NCAJ) have adequate **technical and financial** capacities to coordinate and oversee the planning and implementation of judicial reforms with focus on access to justice **for the most vulnerable groups**

Output 1.1.4 – Ethics and integrity: The National Police Service and the Anti-Corruption Commission have adequate **technical, functional and financial** capacity to design and implement rights based guidelines on ethics and integrity in law enforcement

Outcome 1.2 – Democratic participation and human rights: By 2017 Kenya has a democracy in which **human rights and gender equality** are respected; **elected officials** are responsive and accountable; **citizens and civil society** are empowered, responsible and politically/socially engaged; equitable **representation** is achieved through affirmative action; and the **electoral processes** are free, fair, transparent and peaceful

Output 1.2.1 – HR and gender mainstreaming: The office of the Attorney General, the Gender Directorate and Constitutional Commissions have **technical and financial** capacity to mainstream human rights and gender in policies, laws, processes and programs at national and devolved levels and promote compliance with constitutional provisions and international standards

Output 1.2.2 – Citizen engagement and participation: Systems and mechanisms to promote citizens' engagement and participation in social and political affairs are developed and operationalized at national and decentralized levels

Outcome 1.2.3 – Electoral process: The Independent Electoral and Boundaries Commission (IEBC), other Constitutional Commissions and parliament have the **technical, functional and financial** capacity to ensure equitable representation, free, fair, credible, transparent and peaceful elections

Outcome 1.3 – Devolution and accountability: By 2017 Kenya has a participatory **devolution process** that is well understood by stakeholders, adequately coordinated and equitably resourced for the delivery of accessible and quality services; **devolved institutions** are legally and technically empowered, well managed, effective and accountable; **resource management** is transparent, equitable, effective and efficient at all levels

Output 1.3.1 – Devolution transition: The ministry of Devolution and Planning, National Treasury, Parliament, Transition Authority, Commission for the Implementation of Constitution, Commission on Revenue Allocation and Council of Governors have technical, financial and functional capacity to strengthen the legal and institutional framework for a coordinated and effective transition to the devolved system of Government

Output 1.3.2 – Service delivery capacity: National and county Governments have the appropriate **regulatory frameworks** to enable the implementation of responsive, accessible, participatory, equitable and accountable management of human and financial resources

Output 1.3.3 – County good governance models: Selected county Governments have adequate **functional, technical and financial** capacity for transformative leadership, effective, efficient, transparent, equitable and accountable management of human and financial resources

Output 1.3.4 – Learning and innovation: Selected county Governments have **mechanisms** in place to initiate innovative approaches and scale up best practices for service delivery and public participation, built on inter-county, and south-south cooperation

Outcome 1.4 – Evidence and rights based decision making: By 2018 development planning and decision making are **evidence and rights based**, supported by a well-established and strong **research monitoring and evaluation culture** that guarantees the independence, credibility, timeliness and disaggregation of data, broadly accessible to the intended audience

Output 1.4.1 – M&E policy: By 2015 Kenya has developed and is implementing an integrated, research based, **monitoring and evaluation policy** for national and devolved levels that is gender and human right responsive

Output 1.4.2 – M&E systems: By 2016 Kenya has a well-resourced, functional, integrated, coordinated and results based **research, monitoring and evaluation system** that is devolved and responsive

Output 1.4.3 – M&E capacities: By 2017 Kenya has developed, strengthened and institutionalized **research, monitoring and evaluation capacities** at national and devolved levels which are results oriented and technology based

Output 1.4.4 – Population and socio-economic development data: Relevant MDAs and the KNBS are technically strengthened and technologically equipped to generate timely credible population dynamics and socio-economic disaggregated data to inform policies and strategies for a **people-centered and results focused** good governance and development planning, monitoring and evaluation system

Strategic Result 2 – Human capital: By 2030 Kenya's development is led and driven by a healthy, highly skilled, innovative, resourceful and motivated **human capital** in an empowered, resilient and inclusive **society** that is reconciled, peaceful, cohesive, gender responsive and with integrity

Outcome 2.1 – Education and learning: By 2018 Kenya has an **education sector** that equips citizens with knowledge and technical skills, which are relevant and responsive to job market demand and emerging national development needs; an **education system** that is adequately resourced, effective, efficient, devolved and inclusive; and an **education governance and financial management system** which is evidence based, transparent, efficient, human rights, gender responsive and participatory

Output 2.1.1 – Legislative & policy framework: MOEST has adequate **technical and financial capacity** to develop, review & operationalize inclusive & evidence-based ECDE, basic, post basic & higher education policies & strategies that inculcate relevant skills to respond to the job market demand; nurture constructive values; & promote gender equality & human rights

Output 2.1.2 – Partnership & accountability: MoEST and county Governments have adequate **technical capacities** to effectively (a) lead the coordination of partnerships & funding mechanisms through the education sector-wide approach; and (b) ensure transparent, participatory & accountable management of education resources at all levels

Output 2.1.3 – Access, equity, quality & relevance: The education system has strengthened **technical & operational capacity** to develop core foundation skills (literacy & numeracy), information & digital competencies & life skills education including comprehensive sexuality & HIV / AIDS education, peace education & other skills development areas necessary for full participation in society

Outcome 2.2 – WASH Environmental preservation / food availability – nutrition / health: By 2018 **morbidity and mortality** in Kenya are sustainably reduced, with improved maternal, neonatal and child survival, reduced malnutrition & incidence of major endemic diseases (malaria, tuberculosis) and stabilized population growth underpinned by a universally accessible, quality and responsive **health system**

Output 2.2.1 – Health systems: By (2018) MoH, selected counties & their partners have improved capacity, including through south-south cooperation to plan & operationalize models of innovative, effective, efficient, equitably accessible & quality county-level **health systems**

Output 2.2.2 – WASH-Env preservation/ food availability/nutrition: MoH, MEW&NR, MOE, pilot counties and partners have adequate technical and financial capacity to design, implement, monitor and evaluate models of (i) community-based safe WASH & Environmental preservation systems; (ii) hygiene sanitation behavior change at household, health facility and school settings; and (iii) county Government-owned and community driven food availability & nutrition interventions; all of the above designed to inform policies, strategies, standard setting and guide county level development planning

Output 2.2.3 – RMNCAH: By 2018 MoH & selected county Governments & partners have adequate institutional & technical capacities, including through south-south cooperation & use of emerging technologies & tools to design, implement & evaluate county-based models of innovative, quality, equitable & integrated maternal, new-born, child & adolescent health services (including sexual & reproductive health)

Output 2.2.4 – Communicable and noncommunicable conditions: By 2018, MoH, selected county health management teams & their partners have improved leadership and technical capacity to develop & implement strategies to prevent, control, eliminate or eradicate communicable & NCD's focusing on malaria TB, selected neglected tropical diseases, vaccine-preventable diseases, injuries & mental health

Outcome 2.3 – Multi-sectoral HIV & AIDS response: By 2018, Kenya has reduced **socio-economic impact** of HIV that is realized through a well-coordinated, effective, efficient and adequately resourced multi-sectoral response

Output 2.3.1 – Strategic planning & funding: By 2015 NACC has the required **technical capacity** to develop & implement a human rights & gender focused national AIDS **strategic plan** supported by treasury with increased sustainable domestic **financing framework** & investment case for HIV which uses **innovative financial solutions**. MDA's in key sectors have required **technical & operational capacity** to develop HIV policies & plans

Output 2.3.2 – Partnership & coordination: By 2016, NACC has increased institutional capacity to further develop systems to coordinate, monitor & position AIDS response at the political level (parliament & governors), across sectors, with CSO's & development partners at national & county levels

Output 2.3.3 – Health sector mainstreaming: By 2018 MoH have the required technical, financial & operational capacity to integrate HIV services in the health sector including; RH, TB, MCH & provide quality MPTCT, ART, VMMC, PITC care and support services leading to a more efficient and effective health sector response

Output 2.3.4 – Social response: By 2018 CSO'S, opinion, religious & community leaders & media personnel have improved **capacity** to meaningfully engage in key decision making processes for accountability of the HIV response at national & county levels; parliamentarians have **increased awareness** for enactment of non-discriminatory policies & legislation; judiciary & law enforcement agencies have raised awareness for implementation of these policies & legislations with a focus on most at risk populations & vulnerable groups

Outcome 2.4 – Social Protection: By 2018 **social protection policy and strategies** ensure Government's effective leadership role, sustainability of achievement, and promotion of innovation and learning; and the **social protection systems** are adequately resourced, devolved, well-coordinated, effective, efficient and sustainable

Output 2.4.1 – National ownership and leadership: MOLSS, MDP, MoH, county Governments & partners have adequate **technical & financial capacity** to develop a social protection legislative & strategic framework that strengthens Government's leadership, programme integration & coordination; enhances the use of evidence & sets standards, promotes innovation & institutionalization of best practices

Output 2.4.2 – Coordination: MOLSS, MDP, MoH, county Governments & partners have adequate **technical & financial capacity** to set up a functional social protection **coordination mechanism** at national & county levels, which are inclusive & ensure harmonization, efficiency, complementarity & synergies of interventions

Outcome 2.4.3 – Programme implementation: MOLSS, MDP, MoH, county Governments & partners have adequate **institutional, technical & financial capacity** to plan implement, monitor and evaluate social protection programs to achieve; (a) progressive & sustainable expansion of coverage & adequacy for benefits; & (b) enhanced capacity to respond to shocks

Strategic Result 3—Inclusive and Sustainable Economic Growth: By 2030 Kenya is an industrialized middle income country with a modern, inclusive, diversified and 24-hour economy; **growth** is inclusive and achieves sustainable development; **trade** is modernized, balanced, competitive and regionally integrated and **employment** matches the demand, is stable, private sector and SME-driven, decent, equitably accessible particularly to youth, women and vulnerable groups and human rights compliant

Outcome 3.1—Productive and business environment: By 2015 Kenya’s productive and business environment are reformed to effectively nurture local capacities, attract internal and external investments and promote ownership, innovation and entrepreneurship

Output 3.1.1—Regulatory frameworks: Public and private sectors are **technically capacitated** to review or formulate equitable evidence-based business friendly **policies, legal and regulatory frameworks** that are human rights- based, gender and age sensitive, promote efficient resource management and stimulate inclusive and environmentally friendly economic growth

Output 3.1.2 – Equitable access to opportunities: MDAs and the National Gender Equality Commission have adequate technical capacities to operationalize the 2013 enacted **matrimonial property Act**, which ensures spouses’ equal rights to productive inputs including land and credit

Output 3.1.3 – Policy operationalization: Public and private sector and county Governments have strengthened **institutional and technical capacity** to effectively collaborate, coordinate, monitor and evaluate implementation of policies and strategies in a transparent, fair and accountable manner

Outcome 3.2—Productive sectors and trade: By 2018 productive sectors (agriculture, manufacturing, extractive industry) trade and their value chains are private sector and SME-driven, sustainable, diversified, **technologically** innovative, commercially oriented and competitive on national regional and global markets

Output 3.2.1 –Sustainable energy for all: Facilitated **technology and skills transfer** to help the energy sector develop models of cost-efficient bio-energy, solar, geothermal electricity production, mini-hydro and wind-power generation to inform national strategies for expansion of access to renewable energy households and for production sectors

Output 3.2.2 –Agriculture: Relevant MDAs and county Governments have adequate technical capacities to implement agricultural development **models** that achieve gender equality in access to productive inputs and promote climate-smart agricultural production

Output 3.2.3—Extractive industry: The extractive sector in Kenya is **technically strengthened**, including through south-south and triangular cooperation, to apply measures that protect the environment, **generate employment opportunities** particularly for women, youth and marginalized groups, invest in community development and social services

Output 3.2.4—Productive processing and transformation: Public and SME authorities have adequate support, including through south-south cooperation and promotion of local innovation to **develop or adapt simple, low cost and cost effective** product processing and transformation technologies in the productive sector

Output 3.2.5—Market access and trade: Public and private sector are **technically and financially capacitated** to implement and operationalize Government policies and frameworks related to **access to domestic, regional and international markets** especially for women, youth and vulnerable group enterprises

Outcome 3.3—Job creation, skills development and working conditions: By 2018 formal and informal sectors in urban and rural economies create employment that is safe, healthy, secure, productive, gainful and that is equitably accessible for women, youth and vulnerable groups; workers have adequate skills to match market demand

Output 3.3.1—Employment creation and enterprise development: Public and private sector are **technologically and financially capacitated** to develop and adapt responsible and sustainable enterprises that are resource efficient, technologically innovative, competitive and create job opportunities

Output 3.3.2—Skills development: MoEST/ TVET , MoL/ITC, Mol/KIRDI, BSC, KIE, MSEA, Chamber of commerce, KAM and KEPSA, FKE are **capacitated** to develop technical and entrepreneurial skills and implement apprenticeship, vocational and on-the-job training, **technology transfer** programs for a productive labour force that is efficient, motivated, competitive and match the market demand

Output 3.3.3 –Employment: County Governments, FKE, and COTU have strengthened **institutional and technical capacity** to promote fundamental rights at work and ensure improved workplace safety, reduced health risks and enjoyment by workers of decent earnings, equitable pension and effective union representation

Strategic Result 4—Environmental Sustainability, Land management and Human security: By 2030 Kenya is prosperous, underpinned by efficient management of natural resources and equitable access of Kenyans to development assets including land, water and other renewable resources, and achievement and sustainability of national cohesion and resilience that guarantees long term peace and prosperity

Outcome 4.1—Policy and legal framework: By 2016 Kenya has robust policies and legal frameworks linking issues of environmental sustainability, climate change and land management to human security and resilience therefore requiring an integrated and coordinated response at all phases

Output 4.1.1 - Policy: Public and private sector institutions have adequate capacity to develop evidence-based and coherent policy responses to the inter-linked challenges of environmental sustainability, land and natural resource management and human security

Output 4.1.2 – Land use: Public institutions dealing with land use management and selected county Governments are **capacitated** to develop & implement equitable county-specific land-use models (approaches) to inform national land reform strategies


Output 4.1.3– Policy implementation: Public and private institutions have adequate **technical and financial capacity** for peacebuilding and for the development and implementation of appropriate and coordinated human rights / gender sensitive responses to environmental challenges, disasters and emergencies

Outcome 4.2—Community security and resilience: By 2018 counties and communities are able to anticipate, prevent and respond effectively to disasters and emergencies

Output 4.2.1—Peacebuilding: Public institutions, county Governments and key civil society organizations have strengthened **institutional and technical capacity** to effectively formulate, coordinate and guide the implementation of national peace and cohesion strategies

Output 4.2.2—Disaster Risk Reduction/Management: National disaster management institutions and counties have integrated, inclusive and responsive **systems, tools and capacities** to effectively formulate, coordinate and implement risk reduction and emergency response and recovery strategies and programs in disaster prone counties

Output 4.2.3—Border management and community policing: Law enforcement agencies, border authorities and selected county Governments have adequate **knowledge and skills** to develop and operationalize human rights based and gender sensitive strategies for integrated **border management** and participatory community policing



TRANSFORMATIONAL
GOVERNANCE

Strategic Result Area 1: TRANSFORMATIONAL GOVERNANCE

Results and Performance Indicators		Indicative Available Resources: \$173,600,000
1.0	<p>Transformational Governance: By 2030 Kenya has a state of good governance anchored in the Rule of Law that guarantees human rights and equitable access to justice, underpinned by a democratic culture that is open, participatory, effective, inclusive, credible and transparent with institutions and systems that are fully devolved, responsive, accountable and results oriented</p> <p>Indicators:</p> <ol style="list-style-type: none"> 1. % Of citizens satisfied with access to formal justice services; Baseline: TBD 2014; Target: 65% (2018); MoV: Status of Governance in Kenya, State of the Judiciary and Administration of Justice reports, various national and local level surveys 2. Number of general election processes assessed as ending peacefully 2018-2030; Baseline: N/A; Target: 3; MoV: Domestic and International Observers' Group Report 3. % Of counties ranked as high performers in terms of citizen satisfaction, responsiveness, accountability and development achievement; Baseline: TBD 2014; Target 60%; MoV: Ethics and Anti-corruption Commission Reports, KENAO reports, Independent survey 4. Gender Inequality Index; Baseline: 0.6803 (2013); Target: 0.75(2018); MoV: Human Development Report 5. Corruption perception index; Baseline:136/177 (2013); Target: TBD 2018); MoV: Corruption perception survey 6. Rate of public confidence in the Police; Baseline 38% 2012; Target TBD (2018); MoV 	
1.1	<p>Outcome 1.1: Policy and Institutional Framework</p> <p>By 2016 the constitutionally mandated policy and institutional framework is fully operationalized; National laws meet international standards particularly with regard to the protection of human rights; the judiciary and justice system are responsive, effective, accessible and independent; and law enforcement system is reformed, people-oriented and anchored on integrity</p> <p>Indicators:</p> <ol style="list-style-type: none"> 1. Percentage of newly enacted laws, which are HR/GE-compliant; Baseline: N/A (2014); Target: 80% (2018); MoV: Constitution Commission Reports 2. Proportion of pending gender and child related bills and policies enacted or amended; Baseline: 3 pending Gender Bills¹ (2013); Target 75% 2016; MoV: Kenya Gazette, Constitution Commission Reports 3. % Of GOK Judiciary funding gap; Baseline:27% gap between budget and appropriation(2013); Target:15% (2017/2018); MoV: Annual Judiciary Budget, Judiciary Vote Reports, Appropriation Acts 4. Percentage of court cases clearance rates; Baseline:190,000 (2013); Target:10% increase (2015); MoV: Annual State of the Judiciary and Administration of Justice report 5. Police reform effectively implemented; Baseline TBD (2014); Target TBD (2018); MoV Police reform report 	<p>Partnership Arrangements</p> <p>I-National Parties' Accountability</p> <ul style="list-style-type: none"> • Office of the Attorney General and Department of Justice – lead Ministry in Government and policy oversight • Judiciary – arm of Government responsible for administration of justice • National Police Service – Responsible for law enforcement UNODC • Commission for administration of Justice and KNCHR – Constitutional commissions • CSOs names and roles <p>II-Normative Partners' Accountability</p> <ul style="list-style-type: none"> • UNDP • UN Women • UNESCO: support for press freedom and access to information • UNHCR: Provide support legal and policy reforms in relation to the international instruments on refugee protection. <p>III-Main Donors</p> <ul style="list-style-type: none"> • Bilateral donors provide technical and financial support • BWIs • Others
1.1.1	<p>Output 1.1.1: Human rights-focused policies The office of the Attorney General and Kenya National Commission on Human Rights have adequate technical and financial capacity to influence adoption and operationalization of the National Policy and Action Plan for Human Rights;</p> <p>Indicators:</p> <ol style="list-style-type: none"> 1. National Policy and Action Plan for Human Rights is enacted and adopted; Baseline: Not yet enacted (2013); Target: Enacted (2015); MoV: The Kenya Gazette 2. Number of laws in place that operationalize the National Policy and Action Plan on Human Rights; Baseline: TBD (2014); Target: All (19) (2015); MoV: Constitution Commission and State Law Office Reports 	

¹ Family Protection; Unified Marriage; equal opportunities

1.1.2	<p>Output 1.1.2: Alignment to constitutional and international standards National law reform Institutions (Attorney General's Office; Commission for Implementation of the Constitution; Kenya Law Reform Commission; Kenya National Commission on Human Rights; National Gender and Equality Commission; Commission for the Administration of Justice, Parliamentary committees, National Council for Children Services, etc.) have adequate technical and financial capacities to ensure alignment of national laws to the constitution & international standards; Indicators:</p> <ol style="list-style-type: none"> 1. Number of detailed institutional strategies designed and implemented with a key focus on Constitutionalism; Baseline: 3; (2013); Target: 5 (2018); MoV: Institutional strategic plans, annual institutional progress reports 	
1.1.3	<p>Output 1.1.3: Judicial reform: The judiciary and the National Council for the Administration of Justice (NCAJ) have adequate technical and financial capacities to coordinate and oversee the planning and implementation of judicial reforms with focus on access to justice for the most vulnerable groups Indicators:</p> <ol style="list-style-type: none"> 1. % of citizens reporting easier access to justice ; Baseline: F: 28.9% and M 31.2% (2012); Target:50% F M (2016); MoV: The Status of Governance in Kenya - A Baseline Survey Report; Annual State of the Judiciary and Administration of Justice report 2. Number of counties with fully functional county Court User Committees; Baseline:20 (2014); Target:47 (2016); MoV: Annual State of the Judiciary and Administration of Justice report 	
1.1.4	<p>Output 1.1.4: Ethics and integrity: The National Police Service and the Anti-Corruption Commission have adequate technical, functional and financial capacity to design and implement rights based guidelines on ethics and integrity in law enforcement Indicators:</p> <ol style="list-style-type: none"> 1. Proportion of trained individuals who report utilizing new HR/GE and ethics skills and knowledge in their roles; Baseline: N/A (2013); Target 50% (2017); MoV TBD 2. % of police officers vetted; Baseline TBD (2014); Target: 50% (2018); MoV: National Police Service Commission Vetting report 3. A Code of Ethics and Conduct including its enforcement mechanism and anti-Corruption Strategy for the National Police Service developed, adopted and implemented; Baseline No (2013); Target Yes (2015); MoV: Code of ethics 	

² KNCHR, Commission for Admin. Of Justice NCAJ (Ombudsman) and National Gender and Equality Commission.

1.2	<p>Outcome 1.2: Democratic participation and human rights: By 2017 Kenya has a democracy in which human rights and gender equality are respected; elected officials are responsive and accountable; citizens and civil society are empowered, responsible and politically/socially engaged; equitable representation is achieved through affirmative action; and the electoral processes are free, fair, transparent and peaceful;</p> <p>Indicators:</p> <ol style="list-style-type: none"> 1. Proportion of cases reported to Article 59 Constitutional Commissions² appropriately addressed; Baseline: 1,398/4,062, 1,896(83.5%) public complaints and 142 (7.5%) pending determination; Target:90% (2018); MoV: NCAJ, KNCHR, NGEC Annual Reports 2. % Of citizens satisfied with public service delivery; Baseline: 63.5% (2009) Target: 75% (2018); MoV: GoK customer satisfaction survey 3. Rate of electoral voter turnout; Baseline: 86% (2013); (51% M, 49% F); Target TBD; MoV: IEBC Reports, 4. Evidence of a strong and coordinated movement, targeting women and marginalized communities; Baseline: Non-existent; Target: Yes (2015); MoV: NGEC and Women’s Civil Society Organization reports 5. Existence of a legal and policy framework for achievement of the not more than 2/3 gender principle; Baseline: No (2013); Target: Yes (2015); MoV: Constitution Commission Reports; % of women in high level positions in state decision making bodies; Legislative: 20%Target: 34% (2018); MoV: IEBC reports 	
1.2.1	<p>Output 1.2.1: HR and gender mainstreaming: The office of the Attorney General, the Gender Directorate and Constitutional Commissions have technical and financial capacity to mainstream human rights and gender in policies, laws, processes and programs at national and devolved levels and promote compliance with constitutional provisions and international standards</p> <p>Indicators:</p> <p>Proportion of trained County Executive Committee Members who report utilizing new HR/GE and ethics skills and knowledge in their roles; Baseline: N/A(2013); Target: 50% (2018); MoV: Agency specific reports and post training assessments, Reports of the UNDAF M&E TWG</p>	
1.2.2	<p>Output 1.2.2: Citizen engagement and participation: Systems and mechanisms to promote citizens’ engagement and participation in social and political affairs are developed and operationalized at national and decentralized levels;</p> <p>Indicators:</p> <ol style="list-style-type: none"> 1. % Of counties that have functional mechanisms for citizen engagement. Baseline: TBD; Target: 47; MoV CIDP 2. % Of citizens (male, female, children and adolescents) that perceive they have sufficient opportunity and capacity to engage in governance processes; Baseline: 69% (2011); Target: 80% (2017); MoV: GJLOS 	
1.2.3	<p>Output 1.2.3: Electoral process: The Independent Electoral and Boundaries Commission (IEBC), other Constitutional Commissions and parliament have the technical, functional and financial capacity to ensure equitable representation, free, fair, credible, transparent and peaceful elections</p> <p>Indicators:</p> <ol style="list-style-type: none"> 1. No of voters registered; Baseline 14,352,545 voters registered. Female 7,048,846 (F 49% M51%)(2013)Target: TBD 2017; MoV: IEBC Reports 2. % Rate of public confidence in the IEBC; Baseline: 22% (2013); Target: 80% (2018); MoV; IEBC Perception surveys 3. No of legislative proposals adopted to strengthen electoral management and participation of women youth and marginalized. Baseline: 2 pending amendments to the constitution, election and political parties Act (2013) Targets: All passed (2018); MoV: Kenya Gazette 	

1.3	<p>Outcome 1.3: Devolution and accountability: By 2017 Kenya has a participatory devolution process that is well understood by stakeholders, adequately coordinated and equitably resourced for the delivery of accessible and quality services; devolved institutions are legally and technically empowered, well managed, effective and accountable; resource management is transparent, equitable, effective and efficient at all levels;</p> <p>Indicators:</p> <ol style="list-style-type: none"> 1. % Of county Government budgets approved by the Controller of Budget compliant with legal and constitutional requirements; Baseline: 24 (2013/14 Budget); Target: 47 (2014/2015) budgets; MoV: Controller of Budget Reports; county Government budget reports 2. Proportion of the public that perceives that they fully understand the devolved Government system; Baseline: 51.2% (2013); Target: 60% (2018); MoV: The Status of Governance in Kenya Baseline Survey Report (Amkeni, SID, UN Women, Uraia) 3. Proportion of the select County Governments that fully implementing their County Integrated Development Plans; Baseline: N/A 2013; Target: 16 (2018); MoV: County performance management reports and reports of inter-Governmental institutions 	<p>I-National Parties' Accountability The Ministry of Devolution and Planning, National Treasury, Parliament, Transition Authority, Commission for the Implementation of the Constitution, Commission on Revenue Allocation, Commission on the Administration of Justice and Council of Governors and other interGovernmental mechanisms</p> <p>II-Normative Partners' Accountability</p> <ul style="list-style-type: none"> • UNDP • UN Habitat • UNICEF • WFP <p>OHCHR</p> <ul style="list-style-type: none"> • UN Women • UNOPs • UN agencies names and roles <p>Others' names and roles</p> <p>III-Main Donors</p> <ul style="list-style-type: none"> • Bilateral names and roles • BWIs names and roles • Others
1.3.1	<p>Output 1.3.1: Devolution transition: The ministry of Devolution and Planning, National Treasury, Parliament, Transition Authority, Commission for the Implementation of Constitution, Commission on Revenue Allocation and Council of Governors have technical, financial and functional capacity to strengthen the legal and institutional framework for a coordinated and effective transition to the devolved system of Government</p> <p>Indicators:</p> <ol style="list-style-type: none"> 1. Proportion of select counties that (a) have developed and (b) are effectively implementing legislation, guidelines, or regulations for devolution; Baseline: N/A 2013; Target: All; MoV: Transition Authority Quick Readiness Assessment Reports, County Assembly reports; county Performance Plan reports 2. Coordination framework for implementation of devolution in place and operationalized; Baseline: Devolution Sector Working Group established (2013); County Government Amendment Bill (County Development board), ad hoc; Target: Devolution Sector Working Group in place and meeting every quarter (2015); Framework in place (2016) operationalized (2018); MoV: Working Group Minutes. GoK reports 	
1.3.2	<p>Output 1.3.2: Service delivery capacity: National and county Governments have the appropriate regulatory frameworks to enable the implementation of responsive, accessible, participatory, equitable and accountable management of human and financial resources</p> <p>Indicators</p> <ol style="list-style-type: none"> 1. Proportion of constitutional functions effectively undertaken by CG's. Baseline: Nil (2013); Target: All (2018); MoV: County Performance Plan reports for each County 2. Proportion of select CGs that effectively discharge their constitutional functions in the delivery of equitable and quality public services; Baseline: 0 (2013); Target: TBD (2018); MoV: County Performance Plan; CG performance reports 3. No of County Integrated Development Plans that are Human Rights and Gender responsive. Baseline: TBC (2013); Target: 47 (2018); MoV: Analysis/Evaluation of CIDPs 4. National Volunteerism policy developed and adopted. Baseline: No National volunteerism Policy 2013; Target: Yes 2015; MoV Volunteerism Policy; 5. No of counties, using volunteers for inclusive and transparent good governance processes; Baseline TBD, Target TBD MoV CIPD, Ministry of Social Affairs Reports 6. No of counties that have incorporated volunteerism into CIDPs: Baseline: 0 (2013); Target: 30 (2018), MoV CIDP Reports 	

1.3.3	<p>Output 1.3.3: County good governance models: Selected county Governments have adequate functional, technical and financial capacity for transformative leadership, effective, efficient, transparent, equitable and accountable management of human and financial resources</p> <p>Indicators:</p> <ol style="list-style-type: none"> No of select counties that have (a) developed and (b) operationalized devolution legislation and guidelines. Baseline: N/A (2013); Target: TBD (2016); MoV: Transition Authority Quick Readiness Assessment Reports, County Assembly reports 	
1.3.4	<p>Output 1.3.4: Learning and innovation: Selected county Governments have mechanisms in place to initiate innovative approaches and scale up best practices for service delivery and public participation, built on inter-county, and south-south cooperation</p> <p>Indicators:</p> <ol style="list-style-type: none"> Proportion of select counties that have developed service delivery legislation and guidelines; Baseline: N/A (2013); Target: All select counties (2016); MoV: Transition Authority Quick Readiness Assessment Reports, County Assembly reports Proportion of select county with ministries with established and are implementing appropriate institutional performance management systems; Baseline: N/A(2013); Target: All select counties (2016); MoV: County Governments performance reports No of counties that have (a) developed and (b) operationalized youth-friendly devolution legislation and policies; Baseline: N/A (2013); Target: All select counties (2016); MoV: County Governments performance reports 	
1.4	<p>Outcome 1.4: Evidence and rights based decision making: By 2018 development planning and decision making are evidence and rights based, supported by a well-established and strong research monitoring and evaluation culture that guarantees the independence, credibility, timeliness and disaggregation of data, broadly accessible to the intended audience</p> <p>Indicators:</p> <ol style="list-style-type: none"> Existence of a strengthened and robust National Integrated Monitoring and Evaluation System (NIMES) within a devolved governance structure; Baseline: Exists with weaknesses (2013); Target: Robust NIMES (2018); MoV NIMES Nº Of counties utilizing evidence based planning and budgeting; Baseline: N/A (2013); Target: 47 (2018); MoV Qualitative Assessment of County Reports Nº Of MDA and CG budget policy statements that utilize sex and other disaggregated data; Baseline: TBD (2013); Target All MDAs and 47 CG (2015); MoV Qualitative Assessment of County Reports Percent of resources budgeted and allocated for Monitoring and Evaluation; Baseline: TBD (2013); Target: TBD (2018), MoV MED, CIDP, Treasury and Ministry of Planning Reports Nº Of MDAs and counties with at least one qualified and dedicated M&E staff; Baseline: TBD (2013); Target: All (2016); MoV MED Reports Existence of an M&E Act; Baseline: Bill not prepared (2013); Target: M&E Bill passed into law (2015), MoV Kenya Gazette 	<p>I-National Parties' Accountability</p> <ul style="list-style-type: none"> Lead Ministry: Ministry of Devolution and Planning-MED; Kenya National Bureau of Statistics KNBS County Governments <p>II-Normative Partners' Accountability</p> <ul style="list-style-type: none"> UNFPA UNICEF UNDP UN Women OHCHR UNESCO (Institute of Statistics) IOM (Migration profiling and data) UN agencies names and roles Others' names and roles <p>III-Main Donors</p> <ul style="list-style-type: none"> Bilateral donors and roles BWIs names and roles
1.4.1	<p>Output 1.4.1: M&E policy: By 2015 Kenya has developed and is implementing an integrated, research based, monitoring and evaluation policy for national and devolved levels that is gender and human right responsive</p>	

1.4.2	<p>Output 1.4.2: M&E systems: By 2016 Kenya has a well-resourced, functional, integrated, coordinated and results based research, monitoring and evaluation system that is devolved and responsive</p> <p>Indicators:</p> <ol style="list-style-type: none"> 1. M&E Financing strategy including the investment case developed and approved by National Treasury: Baseline No (2013); Target In place (2015) approved (2016); MoV Financing strategy 2. No. of select counties with Action Plans for M&E; Baseline: N/A (2013); Target: All selected counties (2015); MoV MED reports 3. N°of regular high quality reports and data generated from NIMES at national and county level; Baseline: N/A (2013);Target: All selected counties (2015); MoV: CIDP Reports, County Annual Reports 	
1.4.3	<p>Output 1.4.3: M&E capacities: By 2017 Kenya has developed, strengthened and institutionalized research, monitoring and evaluation capacities at national and devolved levels which are results oriented and technology based</p> <ol style="list-style-type: none"> 1. N° of selected MDAs and counties with institutionalized M&E capacity; Baseline: N/A (2013);Target: All selected counties (2015); MoV MED Annual Reports 2. N° of selected counties generating disaggregated data using key M&E tools for evidence based decision making Baseline: N/A (2013);Target: All selected counties (2018); MoV MED Annual Reports 3. N° of selected counties that undertake annual joint reviews; Baseline: N/A (2013);Target: All selected counties (2018);MoV MED Annual Reports 	
1.4.4	<p>Output 1.4.4 Population and socio-economic development data: Relevant MDAs and the KNBS are technically strengthened and technologically equipped to generate timely credible population dynamics and socio-economic disaggregated data to inform policies and strategies for a people-centered and results focused good governance and development planning, monitoring and evaluation system</p> <ol style="list-style-type: none"> 1. N° of national Integrated household budget surveys conducted: Baseline 0 (2013); Target 1 (2015); MoV IHBS 2. Number of counties disseminating socio-economic data through accessible and functional electronic based platforms; Baseline: N/A (2013); Target: All selected counties (2015); MoV MED Annual Reports, KNBS Annual Reports 3. N° of selected counties with functional civil registration systems: Baseline: N/A (2013); Target: All selected counties (2018); MoV KNBS Annual Reports 4. % of national and county level data collected that is disaggregated;³ Baseline TBD (2014); Target 100% (2018); MoV KNBS MIS generated reports 	

³ Disaggregation for children, vulnerability, disability,



HUMAN CAPITAL

Strategic Result Area 2: HUMAN CAPITAL

	Results and Performance Indicators	Indicative Available Resources: \$334,000,000
2.0	<p>Human Capital: By 2030 Kenya's development is led and driven by a healthy, highly skilled, innovative, resourceful and motivated human capital in an empowered, resilient and inclusive society that is reconciled, peaceful, cohesive, gender responsive and with integrity</p> <p>Indicators</p> <ol style="list-style-type: none"> 1. Adult Literacy Rate (15 years +); Baseline: 87.4 (2012); Target: TBD (2018); MoV: UNESCO Institute of Statistics⁴ 2. Life expectancy at birth. Baseline: 60 (2013); Target: 67.00 (2018); MoV: World Health Statistics 3. Overall unemployment rate by education level; Baseline:12.7% (2005); Target TBD (2017); MoV: Kenya Integrated Household Budget Survey 4. HIV prevalence rate; Baseline: 5.6%; Target: 4% (2018); MoV: Kenya Aids Indicator Survey, 2012 5. % of population living below the poverty line; Baseline: 46% (2005); Target TBD (2015); MoV: Kenya Integrated Household Budget Survey, 6. Under 5 stunting rate. Baseline: 35% (2008/9); Target: 14% (2018); MoV: KDHS 7. Health adjusted life expectancy; Baseline 44.4 (2008/9); Target 60 (2018); MoV World Health Statistics 8. % Of youth graduating from youth polytechnics or TVET institutions Baseline: 0.10 (2009); Target: 12.0 (2018); MoV: NIEMIS, Census Report Years of life lived with illness/disability (Disability Adjusted Life Years – DALY) 9. Baseline: Due to communicable conditions: 6; Due to noncommunicable conditions: 4; Due to violence / injuries: 2; Target: Due to communicable conditions: 5 by 2015; 4 (2017); Due to noncommunicable conditions: 4 by 2015; 3 (2017); Due to violence / injuries: 1 by 2015; 1 by 2017; MoV: MoH APR 	

⁴This is reported in annual publication of Human Development Report. The data source is UNESCO Institute of Statistics.

2.1

Outcome 2.1: Education and learning: By 2018 Kenya has an education sector that equips citizens with knowledge and technical skills, which are relevant and responsive to job market demand and emerging national development needs; an education system that is adequately resourced, effective, efficient, devolved and inclusive; and an education governance and financial management system which is evidence based, transparent, efficient, human rights, gender responsive and participatory

Indicators:

1. % GDP allocation to Education Baseline: 6.4% (2012); Target 8% (2018); MoV: KNBS National Education Accounts
2. No of counties that are effectively⁵ implementing County Education Strategic Plans. Baseline: N/A (2013); Target: 47 (2018); MoV: Country Education Strategic Plans monitoring reports
3. No of counties undertaking harmonized learning assessments. Baseline: 0 (2013); Target: 47 (2018); MoV: Country Education Strategic Plans monitoring reports / Country-specific learning assessment reports
4. % Of students in standard 3 having mastered basic learning competencies in literacy and numeracy Baseline: 47.7-literacy; 51.7-numeracy (2010); Target: TBD (2018); MoV: National Assessment System for Monitoring Learner Achievement
5. No of out-of-school children (age 6 to 18) Baseline 1.010m (2013), Target TBD (2018); MoV: NIEMIS / MICS/UIS/ MICS
6. Transition rates from (a) ECDE to primary; (b) primary to secondary/youth polytechnics; and (c) secondary to higher or tertiary education Baseline: (a) ECDE to primary TBD; (b) primary to secondary 76.6% (2012) primary to youth polytechnics TBD; (c) secondary to higher or tertiary education 6.5% (2012); Targets: (a) ECDE to primary 80%; (b) primary to secondary 100%; primary to youth polytechnics TBD (c) secondary to higher or tertiary education 30% (2018); MoV: NIEMIS

I-National Parties' Accountability

Ministry of Education, Science and Technology: Policy formulation, SWAP leadership and implementation, capacity development support to the county Governments, Gender mainstreaming and rights based education.

County Governments, 2) Ministry of Devolution and Planning, 3) Ministry of Health, 4) Ministry of Sports, Culture and Arts, 5) The National Treasury: Partnership in Devolution process (MD&P) ECDE, Life Skills Education (MOH), Resource mobilization (NT), National Values (MSCA) CSOs including ElimuYetu Coalition

Roles: Advocacy on right to education and EFA

II-Normative Partners' Accountability

UNICEF, UNESCO, WFP, ILO, UNDP, (TIVET): technical and financial support in quality, access and child friendly approach (UNICEF); technical and financial support and capacity development in sector planning, quality education, adult and continuing education and tertiary and higher education (UNESCO), technical and financial support for school feeding programme (WFP)

Private Sector, Civil Society Organizations- Education Development Partner Coordination Group (EDPCG): Resource Mobilization; Advocacy

III-Main Donors

World Bank, AfDB, DFID, USAID, JICA, DFTD (CIDA), VVOB, SNV, Aga Khan Foundation, The Global Partnership for Education

BWIs names and roles

Others

⁵ 'Effectively' means: implementation undertaken in accordance with the workplan; monitoring and reporting undertaken in accordance with M&E framework, remedial actions taken (if needed).

2.1.1	<p>Output 2.1.1: Legislative and policy framework: MOEST has adequate technical and financial capacity to develop, review and operationalize inclusive and evidence-based ECDE, basic, post basic and higher education policies and strategies that inculcate relevant skills to respond to the job market demand; nurture constructive values; and promote gender equality and human rights</p> <p>Indicators:</p> <ol style="list-style-type: none"> 1. No of laws, policies and costed strategies (a) designed, adopted and b) implemented to actualize Education Acts⁶ and Sessional paper no 14 of 2012 and that meet the human rights based approach (HRBA) criterion⁷ Baseline: 2 (2013); Target: TBD (2016); MoV: MoEST official policies and strategies 2. Proportion of education expenditure by (a) education levels, (b) recurrent/development, (c) by financing units⁸; Baseline:29.2% 2013;Target TBD (2018), MoV: KNBS National Education Accounts 3. N^o of timely, official education statistics produced annually from the NIEMIS; Baseline: 0 (2014); Target TBD⁹ (2018) MoV: NIEMIS and county EMIS reports 	
2.1.2	<p>Output 2.1.2: Partnership and accountability: MoEST and county Governments have adequate technical capacities to effectively (a) lead the coordination of partnerships and funding mechanisms through the education sector-wide approach; and (b) ensure transparent, participatory and accountable management of education resources at all levels</p> <p>Indicators:</p> <ol style="list-style-type: none"> 1. N^o of (a) technical and (b) financing partnership agreements¹⁰ developed; Baseline: 0 (2013); Target: 3¹¹ p.a (2018); MoV: Signed agreement documents 2. N^oof annual Joint Education Sector Review (JRES) led and organized by MoEST with participation of all CGs¹²; Baseline: 0 (2013); Target: 4 (cumulative 2014 – 2018)¹³; MoV: JRES Meeting Reports and Annual Action Plans 3. N^o of county Governments that have developed County Education Sector Support Plans; Baseline: N/A (2013); Target: 47 (2013); MoV: County Education Sector Support Plans and Joint Planning and Review reports 4. Proportion of primary and secondary schools with student and parent councils Baseline: P 5% S 70%(2013)Target: P50% S100%(2018); MoV: MoEST official records / Social Intelligence Report 	

⁶ There are currently 8 Acts as approved by Parliament, and more is in pipeline

⁷ That meet the seven HRBA criterion (equity-focused, rights-based, gender-responsive, evidence-based, competencies-based, labour market-oriented and values-promoting)

⁸ The financing units here refer to those who finance education. They are: Government of Kenya, Constituency Development Fund, Local Government (such as LAF, County Governments), External Aid, and NGOs

⁹ This is in line with MTP2 Education and Training.

¹⁰ The agreements mean MoU signed between MoEST and Development Partners in order to enable MoEST to implement NESSP with DP support. To be disaggregated by the type of DPs, i.e., donors or UN.

¹¹ This will be disaggregated by how many by UN agencies, by joint UN as well as by non-UN.

¹² Proportion of recommendations in the annual JRES Aide Memoire that are implemented within a year Baseline (year): Tbd; MoV:JRES Monitoring Reports

¹³ To be clarified by MoEST, as to whether they plan to organize a joint planning meeting and joint review. Depending on this the target for this indicator will change.

<p>2.1.3</p>	<p>Output 2.1.3: Access, Equity, Quality and Relevance The education system has strengthened technical and operational capacities to develop core foundation skills (literacy and numeracy), information and digital competencies and life skills education including comprehensive sexuality and HIV and AIDS education, peace education, and other skills development areas necessary for full participation in society; Indicators: 1. Gross Enrollment Rates in ECDE, primary and secondary Baseline: ECDE 66.3% PE: 115.8%; SE: 49.3% (2012); Target ECDE 73.02%, PE: 98%, SE 57.19% (2018); MoV: NIEMIS¹⁴ 2. Net-enrollment rates in ECDE, primary and secondary. Baseline: ECDE: 53.3%; PE: 95.3%; SE: 33.1% (2012); Target: ECDE 66.07, PE 98.13%, SE 37.91% (2018); MoV: NIEMIS¹⁵ 3. Completion rates in primary and secondary levels; Baseline: PE: 80.3% (2012); SE: 86% (2010); Target: PE: 95%, SE: 95% (2018); MoV: NIEMIS 4. Nº of harmonized in-service teacher training programmes introduced to address new curriculum requirements in basic education. Baseline 0 (2013); Target 3 (2018); MoV MoEST 5. Nº of relevant¹⁶ syllabuses for ECDE and basic education revised based on the needs assessment for national curriculum review. Baseline 0 (2013); Target 3 for ECDE; 8 PE; 6 SE; (2018) MoV: KICD-published revised syllabuses</p>	
<p>2.2</p>	<p>Outcome 2.2: WASH Environmental preservation / food availability – nutrition / health: By 2018 morbidity and mortality in Kenya are sustainably reduced, with improved maternal, neonatal and child survival, reduced malnutrition and incidence of major endemic diseases (malaria, tuberculosis) and stabilized population growth underpinned by a universally accessible, quality and responsive health system; Indicators: 1. Total annual number of deaths (per 100,000 population); Baseline: 106, Target: 80 (2018), MoV: MoH APR 2. Maternal Mortality Rate. Baseline: 488/100,000 (2008/9); Target: 150/100,000 (2018); MoV: KDHS 3. Infant Mortality Rate. Baseline: 52/1000 (2008/9); Target: 30/1000 (2018); MoV: KDHS 4. Under five mortality rate. Baseline: 74/1000 (2008/9); Target: 35/1000 (2018); MoV: KDHS 5. Client satisfaction index. Baseline: 65%; Target 85% (2018): MoV: MoH APR 6. National population growth rate. Baseline 2.9% (2009), Target 2.7 (2018), MoV Population and housing census / KNBS estimates 7. Number of households accessing at least one meal per day; Baseline: TBD (2013); Target: TBD (2018); MoV: CFSVA</p>	<p>I-National Parties' Accountability Ministry of Health: Policy and standards formulation and management, leadership, coordination and management of health services County Governments, 2) Ministry of Devolution and Planning 3). Ministry of Interior and coordination of national Government, 4) Ministry of Water and Natural Resources, 5) Transport and Infrastructure 6) Semi-Autonomous Government Agency (SAGA) within the respective ministries, 7) Ministry of Sports, Culture and Arts, 8) The National Treasury: Partnerships for county engagement and devolution affairs, capacity development and technical assistance to counties, road safety management, water resource's management, disaster and emergency response coordination, resource mobilization II-Normative Partners' Accountability WHO, UNICEF, UNFPA, UNAIDS, WFP, UNWOMEN: Technical and financial support for quality and responsive health system. IOM Migrants health services Private Sector, Health Sector Working Group that comprises of the Development partners, Civil Society Organizations Roles: Resource Mobilization; Advocacy, resources and results leveraging III-Main Donors Global Funds, Global Alliance vaccination Initiative, The World Bank, AfDB, DFID, USAID, JICA, CIDA, BWIs names and roles Others</p>

¹⁴ The data will be disaggregated by sex, geographical location and wealth quantities with particular emphasis on ASAL and urban poor.

¹⁵ The data will be disaggregated by sex and geographical location with particular emphasis on ASAL and urban poor

¹⁶ Relevant means: equity-focused, rights-based, gender-responsive, evidence-based, competencies-based, labour market-oriented and value-promote

2.2.1 Output 2.2.1 Health systems: By 2018 MoH, selected counties and their partners have improved capacity, including through south-south cooperation to plan and operationalize models of innovative, effective, efficient, equitably accessible and quality county-level health systems;
Indicators:

1. Nº of counties with health service delivery system meeting minimum standards. Baseline TBD (2014); Target TBD (2018); MoV: MoH APR
2. Nº of facilities per 10,000 population; Baseline 1.5 (2013); Target 2.5 (2018); MoV: MoH APR
3. % of time out of stock for Essential Medicines and Medical Supplies (EMMS) – days per month; Baseline 8 (2013); Target 2 (2018); MoV: MoH APR
4. % of population accessing services within 5 km of a health facility; Baseline 80% (2013), Target 90% (2018), MoV: MoH APR
5. Proportion of national and county budget allocated to health; National Baseline: 6.3% (2013); Target:15% (2018); MoV: National Budget report; County Baseline: NA; Target:15%; MoV: County Budget report
6. Nº of Medical health workers per 10,000 population; Baseline: 20% (2013); Target: 45 (2018); MoV: MoH APR;
7. % of health facilities with basic component's to support 24 hour emergency services; Baseline TBD (2014); Target TBD (2018); MoV: TBD
8. % of functional community units ; Baseline 20% (2013); Target 45% (2018); MoV: MoH APR
9. Number of volunteer networks, established to implement community-based health promotion: Baseline: 0 (2013); Target: 4 2017, MoV Volunteerism survey

2.2.2 Output 2.2.2.WASH-Env preservation/food availability/nutrition: MoH, MEW&NR, MOE, pilot counties and partners have adequate technical and financial capacity to design, implement, monitor and evaluate models of (i) community-based safe WASH and Environmental preservation systems;(ii) hygiene sanitation behavior change at household, health facility and school settings; and (iii) county Government-owned and community driven food availability and nutrition interventions; all of the above designed to inform policies, strategies, standard setting and guide county level development planning
Indicators:

1. Proportion of the central Government and (b) county health sector budget allocated to Nutrition and WASH. Baseline: TBD (2014); Target: TBD (2018); MoV: County Government budget estimates
2. Nº of select counties that have sustainable¹⁷ community based water supply and sanitation system; Baseline: TBD (2014); Target: TBD (2016); MoV: KIHBS
3. % of population¹⁸ consuming an adequate diet¹⁹. Baseline: 54.3% (2008/9); Target: 80% (2017/8); MoV: KDHS
4. % of households with improved (not shared) toilet/latrine facilities; Baseline: 24.3% (2008); Target: TBD (2018); MoV: KDHS,
5. % of health facilities with regular water and electricity; Baseline TBD (2014); Target TBD (2018); MoV: TBD

¹⁷ Sustainable means community ownership, operational and maintenance arrangements in place including water safety

¹⁸ Young children (6-23 months), school going children and adults

¹⁹ Adequate diet means receiving 2-3 food groups per day

2.2.3	<p>Output 2.2.3 RMNCAH: By 2018 MoH and selected county Governments and partners have adequate institutional and technical capacities, including through south-south cooperation and use of emerging technologies and tools to design, implement and evaluate county-based models of innovative, quality, equitable and integrated maternal, new-born, child and adolescent health services (including sexual and reproductive health)</p> <p>Indicators:</p> <ol style="list-style-type: none"> 1. % of births attended by skilled attendant; Baseline: 43% (2008/9) Target: 60% (2018) MoV: KDHS 2. % of facilities providing basic emergency obstetric and new-born care; Baseline: 65% (2013); Target: 90% (2018); MoV: MoH APR 3. % of children <1 year fully immunized; Baseline: 77% (2008/9) Target: 95% (2018) MoV: KDHS 4. Proportion of pregnant women attending ANC receiving PMTCT package; Baseline: 76% (2010) Target: 80% (2016); MoV: Universal Access Report 5. % of reproductive age (15-49) receiving family planning; Baseline: 45% (2013); Target: 80% (2018); MoV: MoH APR 	
2.2.4	<p>Output 2.2.4. Communicable and noncommunicable conditions: By 2018, MoH, selected county health management teams and their partners have improved leadership and technical capacity to develop and implement strategies to prevent, control, eliminate or eradicate communicable and NCD's focusing on malaria TB, selected neglected tropical diseases, vaccine-preventable diseases, injuries and mental health</p> <p>Indicators:</p> <ol style="list-style-type: none"> 1. % of TB patients completing treatment; Baseline: 88% (2013); Target: 90% (2018); MoV: MoH APR 2. % of targeted pregnant women provided with LLITN's; Baseline: 30% (2013); Target: 70% (2018); MoV: MoH APR 3. % of new outpatient patients with high blood pressure; Baseline: 3% (2013); Target: 1% (2018); MoV: MoH APR 4. % of under 5's treated for diarrhoea; Baseline 40% (2013); Target 5% (2018); MoV: MoH APR 5. % Women of Reproductive age screened for Cervical cancers; Baseline: 50% (2013); Target: 75% (2018); MoV: MoH APR 6. % new outpatient cases attributed to Road traffic Injuries; Baseline: 4% (2013); Target: 2% (2018); MoV: MoH APR 	

²⁰ Agriculture, Transport, Labour, Defense, and MPD

2.3	<p>Outcome 2.3: Multi-sectoral HIV & AIDS response: By 2018, Kenya has reduced socio-economic impact of HIV that is realized through a well-coordinated, effective, efficient and adequately resourced multi-sectoral response</p> <p>Indicators:</p> <ol style="list-style-type: none"> 1. % rate of national productivity lost as a result of change in quality of life for HIV + people; Baseline: 4.6% of national productivity reduced as a result of HIV (2006); Target: 3.2% (2018); MoV: Macro Economic impact Assessment 2. National budget by source (a) allocated and (b) % disbursed to the total costed NSP IV for HIV; Baseline: TBD (2014); Target: TBD (2018); MoV: NSP 3. % of new HIV infections among young women aged 15-24 years; Baseline: 30% (2012); Target: TBD (2018) MoV: Annual HIV estimates report 4. MTCT rate: Baseline 15% (2012); Target <5 (2015); MoV: National HIV Estimations 5. % prevalence of HIV related stigma and discrimination; Baseline: TBD (2014); Target: TBD (2018) MoV: National Stigma Index Study to be conducted in 2015 	<p>II-Normative Parties' Accountability</p> <p>UNAIDS: Comprehensive HIV services sustainability of the national AIDS response, mainstream HIV and AIDS issues in developing strategies</p> <p>UNWOMEN Comprehensive gender responsive HIV services</p> <p>UNESCO: Provision of technical and EDUCAIDS</p> <p>WFP: Nutritional treatment of malnourished, PLHIVs on ART</p> <p>WHO: Revision and update of guidelines and policies</p>
2.3.1	<p>Output 2.3.1: Strategic planning and funding: By 2015 NACC has the required technical capacity to develop and implement a human rights and gender focused national AIDS strategic plan supported by treasury with increased sustainable domestic financing framework and investment case for HIV which uses innovative financial solutions. MDA's in key sectors have required technical and operational capacity to develop HIV policies and plans;</p> <p>Indicators:</p> <ol style="list-style-type: none"> 1. An effective Kenya National AIDS Strategic Plan IV for 2014-2018 developed and operationalized; Baseline: No (2013); Target: Yes (2014); MoV: National AIDS strategic Plan, 2. Policy on AIDS Control Units revised and adopted by Cabinet; Baseline: Policy obsolete (2012); Target: Revised and adopted by Cabinet (2015); MoV: Policy document 3. Key ministries²⁰ developed HIV policies and mainstreamed based on KNASP IV. Baseline: TBD (2013); Target: TBD(2015);MoV: Ministerial AIDS Policies 4. HIV Financing Strategy including the Investment Case developed and approved by National Treasury; Baseline: Nil (2013); Target:Yes (2015); MoV: HIV financing Strategy 	<p>ILO: Workplace policies</p> <p>UNDP: Mainstream HIV and AIDS issues in developing strategies</p> <p>IOM: HIV prevention interventions for migrants</p>
2.3.2	<p>Output 2.3.2: Partnership and coordination: By 2016, NACC has increased institutional capacity to further develop systems to coordinate, monitor and position AIDS response at the political level (parliament and governors), across sectors, with CSO's and development partners at national and county levels;</p> <p>Indicators:</p> <ol style="list-style-type: none"> 1. National AIDS Control Council have costed operational plan to coordinate and monitor the KNASP IV implementation; Baseline: No (2013); Target: Yes (2015); MoV: National Plan of Operations. 2. No of counties that have integrated and financed HIV in the development plans and budgets and effectively report to national Government; Baseline: TBD (2014);Target: TBD (2016); MoV: National AIDS Update 3. KEWOPA strategic plan of dedicated HIV outcomes; Baseline: No (2013); Target: Yes (2015) MoV: KEWOPA Strategic Plan 4. Parliamentary Working Group on HIV established and operational in national assembly; Baseline No (2013); Target Yes (2016); MoV Parliamentary working group reports 	

2.3.3 Output 2.3.3 Health sector mainstreaming: By 2018 MoH have the required technical, financial and operational capacity to integrate HIV services in the health sector including; RH, TB, MCH and provide quality MPTCT, ART, VMMC, PITC care and support services leading to a more efficient and effective health sector response

Indicators:

1. % Of total domestic health expenditure that is spent on HIV; Baseline: 49%; (2013) Target: 70% (2018) MoV: National Health Accounts report
2. Number of sites where HIV services are fully integrated into MNCH and TB services; Baseline: 8 (2013); Target: TBD (2018); MoV: MOH annual report
3. Nº of HIV-positive patients screened for TB in HIV care or treatment settings; Baseline: TBD (2012); Target: TBD (2018); MoV: NASCOP Annual report
4. % coverage of antiretroviral treatment (ART) and retention among eligible children and adults; Baseline: 43% children (sex disagg) and 81% adults (sex disagg) (2013); Target: 100% (2018); MoV: NASCOP Annual Report
5. % Coverage of triple drug regimens for all pregnant women living with HIV; Baseline: 74% (2013); Target: 100% (2018); MoV: NASCOP Annual report
6. % Of ART clients reached with nutrition supplements; Baseline: 25% (2013); Target: 80% (2018); MoV: Annual HIV estimates commodity report

2.3.4 Output 2.3.4: Social response: By 2018 CSO'S, opinion, religious and community leaders and media personnel have improved capacity to meaningfully engage in key decision making processes for accountability of the HIV response at national and county levels; parliamentarians have increased awareness for enactment of non-discriminatory policies and legislation; judiciary and law enforcement agencies have raised awareness for implementation of these policies and legislations with a focus on most at risk populations and vulnerable groups;

Indicators:

1. Nº of key national and county AIDS strategic decision-making forums that have representations from non-state actors; Baseline: TBD (2014); Target: TBD(2015); MoV: ICC, NOC and county planning committee minutes
2. Proportion of HIV related cases with judgements that promote and protect Human Rights in the context of HIV; Baseline: almost nil (2013); Target: 80% (2018) MoV: KELIN annual reports
3. Nº of national legal frameworks reviewed and disseminated to safeguard HIV related Human Rights; Baseline: 0 (2013); Target: 5 (2018); MoV: NACC annual report
4. Nº of people accessing legal services through the HIV Equity Tribunal; Baseline: 15 (2013); Target: 200 (2018); MoV: KELIN annual report
5. Number of Target police officers sensitized on rights of most at risk populations; Baseline: 50 (2013); Target: 500 (2018); MoV: NACC annual report
6. Nº of volunteer initiatives to raise awareness of the population about HIV/AIDS and provide peer counselling; Baseline: 47 (2008), Target: 55 (2016) MoV: National Survey on Volunteerism in Kenya, UNV/VSO, 2008: (45% of 106 volunteer involving organizations reported about health related programmes)

<p>2.4</p>	<p>Outcome 2.4: Social Protection: By 2018 social protection policy and strategies ensure Government's effective leadership role, sustainability of achievement, and promotion of innovation and learning; and the social protection systems are adequately resourced, devolved, well-coordinated, effective, efficient and sustainable</p> <p>Indicators:</p> <ol style="list-style-type: none"> 1. Existence of Social protection legislation and Social Protection Strategy; Baseline: No (2013); Target: Social Protection Act and Social Protection Strategy (2015); MoV: Kenya Gazette; Social Protection Sector Reports 2. Proportion of poor households accessing social protection; Baseline: Social transfers 14%; Social health insurance 26%; Social security 12%; (2010); Target: 50% social transfers; 10% social health insurance; 40% social security 40% (2018); MoV: KIHBS; Social Protection Sector 3. Nº of individual Government-led social protection programmes; Baseline: 21 separate programmes (2010); Target: <10 separate programmes (2017); MoV: Social Protection Sector Reports 4. Response time of social protection interventions during and following emergencies; Baseline: 3 months (2011); Target (year): 1 month (2017); MoV: NDMA Reports 5. Nº of children accessing child protection services per year, disaggregated by gender and age. Baseline: 5,000 (2012); Target 50 000 (2018); MoV: Reports from the National Child Protection Database and Department of Children Services Reports 	<p>I-National Parties' Accountability Ministry of Labour, Social Security and Services (MoLSS); co-ordination of social protection; oversight of social security; delivery of social cash transfers MDP (NDMA drought / disaster management); MoH (health insurance); NSSF (social security provider); NHIF (social health insurance provider); Retirement Benefits Authority Employers Organizations Workers Organisations Kenya Platform for Social Protection; Help Age</p> <p>II-Normative Partners' Accountability UNICEF, WFP, ILO, UNDP, FAO IOM: Migrants and trafficked persons Others' names and roles</p> <p>III-Main Donors DFID SIDA World Bank</p>
<p>2.4.1</p>	<p>Output 2.4.1: National ownership and leadership: MOLSS, MDP, MoH, county Governments and partners have adequate technical and financial capacity to develop a social protection legislative and strategic framework that strengthens Government's leadership, programme integration and coordination; enhances the use of evidence and sets standards, promotes innovation and institutionalization of best practices</p> <p>Indicators:</p> <ol style="list-style-type: none"> 1. National Social Protection Council in place and meeting; Baseline: No National Social Protection Council (2012); Target: National Social Protection Council established and meeting (2016); MoV: Kenya Gazette; NSPC meeting minutes 2. Nº of Social Protection Secretariat staff trained on social protection approaches²¹ ; Baseline:0 (2013); Target: 10 (2016); MoV Social protection Sector reports 3. Nº of social protection evidence reports produced and shared; Baseline: 1 (2012); Target: 5 (2016); MoV: Existence of reports; dissemination reports 	
<p>2.4.2</p>	<p>Output 2.4.2:Coordination: MOLSS, MDP, MoH, county Governments and partners have adequate technical and financial capacity to set up a functional social protection coordination mechanism at national and county levels, which are inclusive and ensure harmonization, efficiency, complementarity and synergies of interventions</p> <p>Indicators</p> <ol style="list-style-type: none"> 1. Proportion of counties with functioning social protection coordination institutions governed by national standards; Baseline 0 (2014); Target: 5 (2016); MoV: Social Protection Sector Monitoring Reports. 2. Single registry in place that forms the basis for all social protection programming; Baseline: 5 individual programme registries (2013); Target: Single registry (2017); MoV: Registry; Social Protection Sector Monitoring Reports 3. Nº of counties with functioning case management and referral mechanisms linking social protection and child protection systems; Baseline: 0 (2013); Target: 5 (2017); MoV: Department of Children's Services Reports 	

²¹ Includes Social protection Floor, integrated social protection systems.

2.4.3

Output 2.4.3: Programme implementation: MOLSS, MDP, MoH, county Governments and partners have adequate institutional, technical and financial capacity to plan implement, monitor and evaluate social protection programs to achieve; (a) progressive and sustainable expansion of coverage and adequacy for benefits; and (b) enhanced capacity to respond to shocks

Indicators:

1. Proportion of select counties that have social protection sector development plans in place and effectively implemented²²; Baseline: 0 (2013); Target: 5 (2016); MoV: Social Protection Sector reports; County Social Protection reports
2. Proportion of trained county officials who report using skills and knowledge in social protection for emergency response; Baseline: TBD (2014); Target: 75% (2017); MoV: Tracer studies and reports; NDMA Reports.
3. Mechanisms²³ for monitoring and periodic review of benefit levels with clear criteria related to international standards established and applied; Baseline: No standard mechanisms (2013); Target: Existence of mechanism and monitoring (2017); MoV: Social Protection Sector Reports; NSSF; NHIF annual reports
4. No of select counties that have child protection system implementation plans in place and effectively implemented²⁴; Baseline: 4 (2013); Target: 10 (2018); MoV: CIDP

²² Proposed criteria of effective implementation: (i) activities are reflected in annual budgets; (ii) activities are reflected in annual workplans; (iii) results are reported in annual progress reports; (iv) coverage of social protection is expanding

²³ This would be likely be a National council level recommendation and would ultimately need to be agreed by Treasury or by the Boards of NHIF and NSSF. To be confirmed before June 2014. The word mechanism should be replaced with the specific mechanism that will be established

²⁴ Proposed criteria of effective implementation: (i) activities are reflected in annual budgets; (ii) activities are reflected in annual workplans; (iii) results are reported in annual progress reports; (iv) coverage of social protection is expanding



INCLUSIVE AND
SUSTAINABLE
ECONOMIC GROWTH

Strategic Result Area 3: INCLUSIVE AND SUSTAINABLE ECONOMIC GROWTH

	Results and Performance Indicators	Indicative Available Resources: \$270,300,000
3.0	<p>Inclusive and sustainable economic growth: By 2030 Kenya is an industrialized middle income country with a modern, inclusive, diversified and 24-hour economy; growth is inclusive and achieves sustainable development; trade is modernized, balanced, competitive and regionally integrated and employment matches the demand, is stable, private sector and SME-driven, decent, equitably accessible particularly to youth, women and vulnerable groups and human rights compliant;</p> <p>Indicators</p> <ol style="list-style-type: none"> 1. % Annual Growth rate of GDP; Baseline: 4.6 (2012); Target:10.1%(2017); MoV: KNBS, Economic survey reports 2. Gini coefficient²⁵; Baseline: 42.5 (2008); Target: 40 (2017); MoV: World Bank reports 3. Average Number of Jobs created annually; Baseline: 511, 000 (2012); Target: 1M (2017) (at least 30% female and youth) MoV: MoDP, the National Treasury report 4. Ratio of formal employment to total employment; Baseline:15% (2013); Target:40% (2017); MoV: MoDP, the National Treasury report 5. Global competitiveness index rank; Baseline:96 (2013);Target:50 2017;MoV: World Economic Forum report 6. Energy use per\$ GDP; Baseline: 325.05 (2010); Target:315 (2017); MoV: International UN sustainable development Indicators) 	
3.1	<p>Outcome 3.1: Productive and business environment: By 2015 Kenya's productive and business environment are reformed to effectively nurture local capacities, attract internal and external investments and promote ownership, innovation and entrepreneurship</p> <ol style="list-style-type: none"> 1. Ratio of Investment to GDP. Baseline: 20.5; Target: 32.6; MoV: IMF, Economic Survey 2. Foreign direct investment net inflow. Baseline: USD 335,249,880 (2011); Target: TBD (2018) MoV: World Bank Report 3. Rank on ease of doing business index. Baseline: 129 (2013); Target: 100(2018); MoV: World Bank Report 4. Economic freedom rank. Baseline: 114 (2013); Target: 100 (2018); MoV: World Bank Report 5. N^o of companies publishing sustainability reports: Baseline: 10 (2013), Target: 50 (2018) , MoV Sustainability reports 	<p>I-National Parties' Accountability Lead Ministry name and role Other Ministries names and roles CSOs names and roles</p> <p>II-Normative Partners' Accountability UNDP:Promote environment that facilitates SME-driven private sector development Strengthen institutional capacities of selected organizations and counties Others' names and roles</p> <p>III-Main Donors Bilateral names and roles BWIs names and roles Others</p>
3.1.1	<p>Output 3.1.1: Regulatory frameworks: Public and private sectors are technically capacitated to review or formulate equitable evidence-based business friendly policies, legal and regulatory frameworks that are human rights- based, gender and age sensitive, promote efficient resource management and stimulate inclusive and environmentally friendly economic growth</p> <p>Indicators</p> <ol style="list-style-type: none"> 1. N^o of business friendly and effective²⁶ policies and regulatory frameworks (a) reviewed and or formulated and (b) effectively implemented by key sectors²⁷ . Baseline: Pending legislation framework on youth and gender access to credit and markets²⁸ (2013); Target: 1 youth and gender friendly legal/policy framework (2015) MoV: Kenya Gazette 	
3.1.2	<p>Output 3.1.2: Equitable access to opportunities: MDAs and the National Gender Equality Commission have adequate technical capacities to operationalize the 2013 enacted matrimonial property Act, which ensures spouses' equal rights to productive inputs including land and credit</p>	

²⁵Gini index measures the extent to which the distribution of income (or, in some cases, consumption expenditure, food dietary energy consumption) among individuals or households within an economy deviates from a perfectly equal distribution. A Lorenz curve plots the cumulative percentages of total income received against the cumulative number of recipients, starting with the poorest individual or household. The Gini index measures the area between the Lorenz curve and a hypothetical line of absolute equality, expressed as a percentage of the maximum area under the line. Thus a Gini index of 0 represents perfect equality, while an index of 100 implies perfect inequality. Source: WDI 2004

²⁶That meet the following criteria: Human Rights-based; gender and age sensitive; promote environmental sustainability and are inclusive

²⁷Agriculture, trade, tourism, manufacturing, environment, energy and extraction / mining

²⁸UWEZO Fund legal framework is pending; amendment to Kenya's Export Strategy to be gender responsive

3.1.3	<p>Output 3.1.3: Policy operationalization: Public and private sector and county Governments have strengthened institutional and technical capacity to effectively collaborate, coordinate, monitor and evaluate implementation of policies and strategies in a transparent, fair and accountable manner</p> <p>Indicators</p> <ol style="list-style-type: none"> 1. Nº of counties where Huduma Centres provide all relevant Government services to companies. Baseline: 0 (2013) Target: 47 (2017); MoV: Huduma Centre reports, CIDP 	
3.2	<p>Outcome 3.2: Productive sectors and trade: By 2018 productive sectors (agriculture, manufacturing, extractive industry) trade and their value chains are private sector and SME-driven, sustainable, diversified, technologically innovative, commercially oriented and competitive on national regional and global markets</p> <ol style="list-style-type: none"> 1. Ratio Current Account Balance to GDP. Baseline: -7.0 (2009);Target: -5.0;MoV: Budget strategy paper, National Treasury 2. Public spending on agriculture as % of GDP; Baseline: 5.2% (2013);Target: TBD; MoV: World Bank; KNBS 3. Agriculture Value Added (% of GDP); Baseline: 5.2% (2013) Target: TBD(2017); MoV: World Bank; MoALF, KNBS 4. % Annual growth of Key sectors; Baseline: 4.6%(2012); Target: 10.1% (2017); Agriculture- Baseline: 3.8% (2012) Target: 7.2% (2017); Industry- Baseline: 4.5% (2012); Target: 10.2% (2017) 10.2%; Services- Baseline 4.8% (2012) Target: 10.1% (2017); MoV: Economic Survey, KNBS 5. Tourism Earnings; Baseline: Bil/Ksh 65.4(2007); Target: Bil/Ksh 2502017; MoV: Economic Survey, KNBS 6. % Of MSEs that have more than 10 employees; Baseline: 1% (1999); Target: 8% (2017); MoV 7. % Annual contribution to GDP of Oil and Other Mineral Resources. Baseline: 1% (2013); Target: 3% (2018); MoV: Economic Survey, KNBS 8. % Annual Export earnings of Oil and Other Mineral Resources; Baseline: 3% (2013); Target: 5% (2018); MoV: Economic Survey, National Treasury 9. Change in terms of trade²⁹; Baseline: 90.7 (2011, 2000=100); Target: TBD; MoV: WB 	<p>I-National Parties' Accountability Lead Ministry name and role Other Ministries names and roles CSOs names and roles</p> <p>II-Normative Partners' Accountability FAO: Support to increased agricultural productivity and competitiveness, Value chain development and agribusiness, promotion of new technological innovations. UNESCO: Tourism Sector Planning including Eco-tourism WFP: Purchase for Progress (P4P)and support to smallholder farmers for agriculture market access and linkage UNIDO and UNDP: Capacity development for private sector, trade and SME's. Others</p> <p>III-Main Donors Bilateral names and roles BWIs names and roles Others</p>
3.2.1	<p>Output 3.2.1: Sustainable energy for all: Facilitated technology and skills transfer to help the energy sector develop models of cost-efficient bio-energy, solar, geothermal electricity production, mini-hydro and wind-power generation to inform national strategies for expansion of access to renewable energy households and for production sectors</p> <p>Indicators</p> <ol style="list-style-type: none"> 1. % Access to renewable energy by households in rural areas. Baseline 1.6% (2005); 300,000 rural homes installed with PV systems (2012), 450 eligible 3,000 institutions installed with PV systems (2013), Traditional Biomass contributes 90% of rural household needs (2012), 8,000 biogas digestors (2012); Target: 950 institutions connected with solar energy, additional 100,000 solar home systems installed (2017); 6500 biogas digestors (2019); MoV: (MTPII), GOK reports, ERC reports 2. Nº Of cost effective³⁰ power generation models (a) developed (b) adapted and (c) % adopted. Baseline Zero (no RE hybrid systems), 15.3 MW of small hydro (2013), 5.45 MW wind (2012); Target: 20 wind, solar hybrid generators installed in isolated mini grids (2017), 20 MW of small hydro (2017); MoV: GoK reports 3. Share of renewable energy mix sources total energy use. Baseline: 69% including hydro (2011); Target: 80%; MoV: UN sustainable Development indicators 4. Nº and amount (KSh) of new innovative financing schemes supporting growth of sustainable energy sector. Baseline: 1 (2013);Target: 5 (2018); MoV: Energy reports, UN Sustainable Energy for All (SE4A) reports 5. Measure of energy cost stability. Baseline 35% of electricity from thermal (2012) Target: 70% of electricity from renewables (2017); MoV: GOK reports, Economic Survey 	

²⁹ Amount of import goods an economy can purchase per unit of export goods

³⁰ Bio-energy, solar, geothermal electricity production, mini-hydro and wind

3.2.2 Output 3.2.2 Agriculture: Relevant MDAs and county Governments have adequate technical capacities to implement agricultural development models that achieve gender equality in access to productive inputs and promote climate-smart agricultural production

Indicators

1. Proportion of Climate Smart agriculture production and processing models (a) developed and (b) implemented. Baseline; TBD Target TBD; MoV TBD
2. Proportion of models adopted disaggregated by models and county; Baseline TBD (2014);Target: TBD (2017);MoV:TBD
3. Area of newly irrigated land and % it represents of total irrigated land. Baseline: 0 (2014); Target: 404,800ha more (2018); MoV Economic Survey
4. Food production Index³¹. Baseline: 126.2 (2013); Target: TBD (2018); MoV: World Bank report
5. % change in Consumer Price Index³² for food. Baseline: 142.82 (2013);Target: TBD (2017); MoV: KNBS Report on CPI
6. Rate of change in Yields of Major crops and livestock units. Baseline: Maize: 40 million bags, Wheat: 162.7 (000 tonnes), Tea: 369.4 (000 tonnes), Milk: 495 million liters, Cattle and Calves: 2194.2 (000) heads, Beef Production 390,000 MTs (2003); Target: Increase by a factor of at least 1.5 (2018); MoV: Economic Survey
7. Post harvest losses for key crops³³. Baseline 15% (2013); Target:<15% (2017); MoV: National Food Security Reports; KNBS Household Survey

3.2.3 Output 3.2.3 Extractive industry: The extractive sector in Kenya is technically strengthened, including through south-south and triangular cooperation, to apply measures that protect the environment, generate employment opportunities particularly for women, youth and marginalized groups, invest in community development and social services

1. N° Of legal, policy and regulatory frameworks in place to ensure transparent, accountable and inclusive revenue management ; Baseline: 0 (2013); Target: 3 (2018). MoV: GOK / UNDP Report on Extractive Industries
2. N° Of effective arbitration mechanisms established to promote dialogue between communities and investors ;Baseline: 0 (2013); Target: 5 (2018). MoV: GOK / UNDP Report on Extractive Industries
3. N° Of jobs created for youth through artisanal mining opportunities; Baseline: 0 (2013);Target: 200 (2018); MoV: GOK / UNDP Report on Extractive Industries
4. N° Of legislation developed/reviewed on extractive industries since the 2010 Constitution; Baseline: 0 (2013); Target: 2 (2018). MoV: GOK / UNDP Report on Extractive Industries
5. N° Of studies measuring the percentage of EI companies' community programs spent on women's and youth projects; Baseline: 0 (2013); Target: 1 (2018). MoV: GoK / UN Women Report on Extractive Industries / KNBS
6. N° Of studies measuring jobs created by the sector (both direct and indirect), disaggregated by sex and age; Baseline: 0 (2013); Target: 1 (2018). MoV: GoK / UN Women Report on Extractive Industries / KNBS N° of conflict risk analyses conducted in relation to the extractives sector. Baseline: 0 (2013); Target: 3 (2018). MoV: Ministry of Interior / GoK / UNDP Report on Extractive Industries

³¹ Food production index covers food crops that are considered edible and that contain nutrients. Coffee and tea are excluded because, although edible, they have no nutritive value. (World Bank) It's one of the indices of agricultural production that show the relative level of the aggregate volume of agricultural production for each year in comparison with the base period 2004-2006. They are based on the sum of price-weighted quantities of different agricultural commodities produced after deductions of quantities used as seed and feed weighted in a similar manner. The resulting aggregate represents, therefore, disposable production for any use except as seed and feed (FAO Stat).

³² Key microeconomic indicator is a measure of weighted aggregate change in retail prices paid by consumers for a given basket of goods and services.

³³ Cereals (Maize, Rice and Sorghum); Grain legumes(Beans and Cowpea); Root and tuber crops(Potatoes); Horticulture Crops (Fruits and vegetables)

3.2.4	<p>Output 3.2.4: Productive processing and transformation: Public and SME authorities have adequate support, including through south-south cooperation and promotion of local innovation to develop or adapt simple, low cost and cost effective product processing and transformation technologies in the productive sector</p> <p>Indicators</p> <ol style="list-style-type: none"> 1. N° Of low cost processing and transformation technologies (a) developed and (b) adopted for key sectors and counties. Baseline: 200 (2013); Target:1,000 (2018); MoV: Economic Survey 2. Value and % change in value added by (a) major crops³⁴ (b) livestock and (c) fisheries. Baseline: 20% (2013); Target:50% (2017); MoV: Economic Survey 	
3.2.5	<p>Output 3.2.5: Market access and trade: Public and private sector are technically and financially capacitated to implement and operationalize Government policies and frameworks related to access to domestic, regional and international markets especially for women, youth and vulnerable group enterprises</p> <p>Indicators:</p> <ol style="list-style-type: none"> 1. N° of policies and frameworks related to access to domestic, regional and international markets Implemented. Baseline: 5 (2013); Target:30 (2017); MoV: Assessment of the Policies 2. N° of private sector actors that sign on to the Women's Empowerment Principles³⁵ Baseline: 2 (2013);Target: 2 (2018); MoV: UN global compact database 3. Proportion of smallholder crop production that is marketed. Baseline: TBD; Target: TBD; MoV: TBD 4. Value in agricultural exports and imports for selected commodities. Baseline: TBD (KSH) Target:TBD; MoV: TBD 	
3.3	<p>Outcome 3.3: Job creation, skills development and working conditions: By 2018 formal and informal sectors in urban and rural economies create employment that is safe, healthy, secure, productive, gainful and that is equitably accessible for women, youth and vulnerable groups; workers have adequate skills to match market demand</p> <p>Indicators:</p> <ol style="list-style-type: none"> 1. N° Of jobs created in the formal and informal sector. Baseline: 999,100 new jobs in 2012; Target: 1,000,000 new jobs per year (2018); MoV: Economic Survey Report, MTP II Monitoring System, Economic Survey Report 2. Women's Economic Opportunity Index (EIU) Baseline: 41.32 (2010); Target 60.0 (2017); MoV: Economist Intelligence Unit reports 3. Framework for the promotion of green jobs at the national level established. Baseline: 0 National Framework in place(2013); Target: 1 National Framework (2018); MoV: MTP II Monitoring System 4. % Of young people engaged in volunteer programmes to gain additional professional experience and skills, disaggregated by gender: Baseline: n/a (2014); Target: 2% (2017) 5. Share of women employed in the non-agricultural sector as a percentage of total employment in the non-agricultural sector Baseline: 61% (2006); Target: 70% (2017); MoV: Economic Survey, KNBS, MTP II Monitoring System 	<p>I-National Parties' Accountability</p> <p>Ministry of Labour, Social Security and Services; Roles: Policy formulation/review on decent employment, wages, workers protection, and occupational safety and health</p> <p>Ministry of Education, Science and Technology: Roles: Policy formulation/review and implementation on Technical and Vocational Education and Training and Entrepreneurial Skills (Specialized Skills)</p> <p>Ministry of Industrialization and Enterprise Development; Roles: Policy formulation on MSE Development; Co-operative Financing Policy (inclusion of Women, Youth and Vulnerable Groups)</p> <p>Ministry of Devolution and Planning; Roles: Policy, programme and strategy formulation and review to be Gender and Youth responsive at the National and County levels</p> <p>National Youth Council; Role: Policy and programme formulation and review on youth skills development/ audit and economic opportunities</p> <p>National Gender and Equality Commission Role: Policy and programme review and formulation on gender responsiveness on economic opportunities</p>
3.3.1	<p>Output 3.3.1: Employment creation and enterprise development: Public and private sector are technologically and financially capacitated to develop and adapt responsible and sustainable enterprises that are resource efficient, technologically innovative, competitive and create job opportunities</p> <p>Indicator</p> <ol style="list-style-type: none"> 1. N° Of supported and capacitated Public and Private Sector Organizations providing SMEs with enhanced services aimed at increasing SME sustainability. Baseline: TBD (2014)Target: TBD (2018).MoV: UN Agency Program Reports 	

³⁴ Maize, wheat, teato also include legumes, fruits and vegetables

³⁵ Women's Empowerment Principles are a set of Principles for business offering guidance on how to empower women in the workplace, marketplace and community. They are the result of collaboration between the United Nations Entity for Gender Equality and the Empowerment of Women (UN Women) and the United Nations Global Compact.

3.3.2	<p>Output 3.3.2: Skills development: MoEST/TVET , MoL/ITC, Mol/KIRDI, BSC, KIE, MSEA, Chamber of commerce, KAM and KEPSA, FKE are capacitated to develop technical and entrepreneurial skills and implement apprenticeship, vocational and on-the-job training, technology transfer programs for a productive labour force that is efficient, motivated, competitive and match the market demand</p> <p>Indicators:</p> <ol style="list-style-type: none"> 1. A functional³⁶ National Labour Management Information System and (LMIS) Centers at county levels Baseline: 0 (2014); Target: 1 at National and 1 in each select counties (2017); MoV: LMIS and LMIS County Centers 2. N^o Of counties that have an open learning programme centre in Entrepreneurship Baseline: 1 (NBO) (2014); Target: 20 (2018); MoV: MTP II Monitoring System; Ministry of Industrialization and Enterprise Development Reports 3. % Of youth between the ages of 18 and 35 years graduating with TVET institution certificates/ diploma who have gained employment. Baseline: TBD (2014);Target TBD (2018);MoV: NIEMIS, KNBS Economic Survey, Labour Management Information System. 	<p>Youth Enterprise Development Fund and Women Enterprise Fund; Roles: Provide loans, support and facilitate marketing of products and services enterprises access domestic and international markets, provide business development for SMEs, and facilitate employment of women and youth</p> <p>County Governments Roles: Partnership in Devolution process (MD&P) on Skills and Enterprise Development; Resource mobilization</p> <p>II-Normative Partners' Accountability</p> <p>1) ILO; 2) UNESCO; 3) UNICEF; 4) UNHABITAT; 5) UNWOMEN; 6) FAO; 7) UNIDO; 8) UNEP</p> <p>IOM: Technical support for fair labour practices that prevent labour exploitation and trafficking; livelihood support</p> <p>UNDP: Vocational/entrepreneur skills training</p> <p>FAO: Support development of micro and small agro enterprises technical and financial support in quality and access to decent employment, TVET and entrepreneurial skills development, and enterprise development (SMEs; agribusiness/production; ecotourism);</p> <p>UNHCR: Peace building plans among refugees and between refugees and host communities</p> <p>Private Sector (Chamber of Commerce, KAM, and KEPSA), Civil Society (Ashoka; COTU).</p> <p>Roles: Resource Mobilization, Workers' Rights Protection (Unions) and Skills and Enterprise Development Ashoka (CSO); Youth Entrepreneurship Venture Start-up Support and Programming</p> <p>III-Main Donors</p> <p>Bilateral names and roles</p> <p>BWIs names and roles</p>
3.3.3	<p>Output 3.3.3: Employment: County Governments, FKE, and COTU have strengthened institutional and technical capacity to promote fundamental rights at work and ensure improved workplace safety, reduced health risks and enjoyment by workers of decent earnings, equitable pension and effective union representation</p> <p>Indicators</p> <ol style="list-style-type: none"> 1. N^o of sectors captured by minimum wage regulation: Baseline: TBD (2014);Target: TBD (2018); MoV: Sector Wages Orders; Ministry of Labour Gazetted Notices on Wages councils 2. Proportion of labour inspectors capacitated and involved in sensitizing, monitoring and enforcing labour laws; Baseline: TBD (2014); Target TBD (2018); MoV: Labour Commissioner Department Records 3. % of reported industrial disputes settled. Baseline: 55 (2008) Target: 100% (2018_); MoV: Ministry of labour, industrial disputes register 4. Pension replacement rate. Baseline TBD (2014); Target: 100% (2018); MoV: World Bank 	

³⁶ Produces reports in a timely manner (annually)



ENVIRONMENTAL SUSTAINABILITY,
LAND MANAGEMENT AND HUMAN
SECURITY

Strategic Result Area 4: ENVIRONMENTAL SUSTAINABILITY, LAND MANAGEMENT AND HUMAN SECURITY

	Results and Performance Indicators	Indicative Available Resources: \$406,500,000
4.0	<p>Environmental sustainability, land management and human security: By 2030 Kenya is prosperous, underpinned by efficient management of natural resources and equitable access of Kenyans to development assets including land, water and other renewable resources, and achievement and sustainability of national cohesion and resilience that guarantees long term peace and prosperity</p> <p>Indicators</p> <ol style="list-style-type: none"> 1. Inequality-adjusted Human Development Index Baseline: 0.344 in 2012; Target; 0.45 2018 MoV: Human Development Report; 2. Rating in cohesion Index; Baseline; TBD; Target TBD ; MoV: NCIC Report 3. Global Peace Ranking; Baseline: 136 out of 162; (2013) Target: 120 out of 162; (2017) MoV: Global Peace Index). 4. Proportion of the population affected by natural disasters and violent conflicts; Baseline: 3.2 million (average) for drought and floods (EM DAT 2012);: 97,626 natural disasters; 116,074 due to conflict (2012); Target: 30% reduction MoV: IDMC and OCHA reports 5. % Of agricultural land legally owned or co-owned by women; Baseline: 5%, (2012) Target: 10% by 2017; MoV: Kenya Periodic Report on CEDAW; Ministry of Land, Housing, and Urban Development 6. Proportion of forests under sustainable forest management (hectares) Baseline;197,000/y (2010); Target: TBD; MoV: FRA Kenya Country Report 7. N° Of county level mechanisms for integrated water management³⁷ in place and functioning: Baseline TBD, Target TBD, MoV CIDP N° of national and county peace building institutions established and operationalized. Baseline: 1; Target: 16 (national and 15 county level); MoV: Peace Building and Conflict Management National Steering Committee Situation Report and NCIC Reports 	
4.1	<p>Outcome 4.1:Policy and legal framework: By 2016 Kenya has robust policies and legal frameworks linking issues of environmental sustainability, climate change and land management to human security and resilience therefore requiring an integrated and coordinated response at all phases</p> <p>Indicators</p> <ol style="list-style-type: none"> 1. N° Of integrated operational action plans developed Baseline: 0; Target single integrated action plan 2015: in place; MoV: Integrated action plan. N° Of reported land and natural resource use conflict and disaster incidences in disaster prone counties Baseline TBD, Target 30% reduction, MoV Mapping reports 	<p>I-National Parties' Accountability Ministry of Interior and Coordination of National Government: overall coordination Ministry of Environment, Water and Natural Resource: policy development and operational planning Ministry of Agriculture, Livestock and Fisheries: policy development and operational planning Ministry of Planning and Devolution: Gender Directorate CSOs names and roles</p>
4.1.1	<p>Output 4.1.1: Policy: Public and private sector institutions have adequate capacity to develop evidence-based and coherent policy responses to the inter-linked challenges of environmental sustainability, land and natural resource management and human security;</p> <p>Indicators</p> <ol style="list-style-type: none"> 1. N° Of new enabling³⁹ policies and legal frameworks developed; Baseline: 0, Target 6 one for each key area above 2015; MoV: Qualitative assessment N° Of disaster prone⁴⁰ counties that integrate land use issues, DRR, human security and peacebuilding into County Integrated Development Plans (CIDPS); Baseline 0, Target All disaster prone counties; MoV: CIDPS 	<p>II-Normative Partners' Accountability WFP - drought recovery operations will continue with community asset creation for land use models that are inclusive and participatory. IOM: Security in mobility; pastoralist-friendly policy development FAO UNEP UNDP:</p>

³⁷That prioritize and address competing interests of water demand between domestic, industrial, agriculture and livestock and manufacturing and extractive industries

³⁹ Frameworks developed; coordination mechanisms established; roles and responsibilities delineated.

⁴⁰ Garissa, Isiolo, Kilifi, Kisumu, Kwale, Laikipia, Mandera, Marsabit, Migori, Narok, Tana River, Wajir, West Pokot, Narok, Kajiado, Turkana, Mombasa, Nairobi, Lamu, Samburu, Kitui, Elgeyo-Marakwet, TaitaTaveta, Tana-River, Makueni, Baringo, Machakos (WFP (2012) national maps national drought / nutrition patterns. highly vulnerable disaster-affected districts: Turkana NE, Turkana South, Turkana NW, Turkana Central, Mandera West, Mandera Central, Mandera East/North, Wajir West/North, Wajir East, Marsabit, Wajir South, Garbatulla GSDRC (2013)

4.1.2	<p>Output 4.1.2: Land use: Public institutions dealing with land use management and selected county Governments are capacitated to develop and implement equitable county-specific land-use models (approaches) to inform national land reform strategies</p> <p>Indicators</p> <ol style="list-style-type: none"> 1. Nº Of selected counties developing and piloting equitable and inclusive land use models; Baseline: 0; Target: 4 UNDP 2 FAO UNHABITAT IFAD; MoV: CIDP 2. Nº of equitable land use models adopted by county Governments to inform national or county land reform strategies; Baseline: 0; Target:1; MoV: County Agriculture Reports 3. % Households in select counties accessing (utilization) communal land and other natural Resources⁴¹. Baseline TBD, Target TBD, MoV CIDP, Ministry of Lands County Reports 4. Existence of a database on land and natural resources, tenure systems and land conflict hot spots. BaselineN/A, Target1, MoV Database 5. Nº of national and county multi-stakeholder platform for dialogue on communal land governance. Baseline TBD 2014 Target TBD 2016, MoV CIDP reports, Ministry of Interior County Reports <p>Nº Of selected counties with functional electronic land registry at county level. Baseline TBD 2014 Target TBD 2016, MoV Qualitative assessment of Land registry</p>	<p>IOM: security in mobility; pastoralist-friendly policy development UN Women: Gender Mainstreaming OCHA UNESCO Others' names and roles</p>
4.1.3	<p>Output 4.1.3. Policy implementation: Public and private institutions have adequate technical and financial capacity for peacebuilding and for the development and implementation of appropriate and coordinated human rights / gender sensitive responses to environmental challenges, disasters and emergencies;</p> <p>Indicators</p> <ol style="list-style-type: none"> 1. Nº Of selected Ministries agencies and county Governments with land, environment, peace building and DRR plans that are Human Rights-based and gender responsive; Baseline: N/A; Target 47, MoV: Qualitative assessment of plans 2. Nº Of selected county allocation financial / budgetary resource to DRR, conflict and environmental issues; Baseline: 0%; Target TBD 2017 MoV: County Government budgets <p>Nº Of county Governments, incorporated voluntary actions and youth participation in environment, peace building and DRR plans Baseline TBD 2014; Target: TBD 2018; MoV CIDP</p>	
4.2	<p>Outcome 4.2: Community security and resilience: By 2018 counties and communities are able to anticipate, prevent and respond effectively to disasters and emergencies</p> <p>Indicators:</p> <ol style="list-style-type: none"> 1. Nº Of selected counties that have operational a) risk reduction and b) emergency response c) Conflict, early warning and response information management systems; Baseline: N/A 2013 Target: Nºof counties 2015; MoV: CIDP 2. Nº Of displacements resulting from disasters and emergencies; Baseline: 97,626 natural disasters; 116,074 due to conflict (2012). Target: 25% reduction (2018); MoV: IDMC and OCHA reports 3. Nº Of households⁴³ requiring disaster-related food and cash assistance. Baseline: 1.5 million 2013 Target: TBD MoV Annual Food Security Report 4. % rate of crime rates; Baseline: 10% reduction in report crimes (2013); Target; 30% reduction in reported crimes MoV Ministry of Interior and CSO reports <p>Nº of small arms in circulation; Baseline: 600,000 2012; Target: 50% reduction 2017; MOV: Ministry of Interior and CSO reports</p>	<p>I-National Parties' Accountability Ministry of Interior and Coordination of National Government: overall coordination Ministry of Planning and Devolution: Financial and coordination support through the Special Programmes Directorate Other Ministries CSOs names and roles Kenya Red Cross</p> <p>II-Normative Partners' Accountability WFP - relief response and drought recovery operations will continue, including support to anticipate, prevent and respond to disasters and emergencies</p>

⁴¹ Water, grazing lands, forest products, fisheries

⁴³ Disaggregate national and refugee

4.2.1	<p>Output 4.2.1: Peacebuilding: Public institutions, county governments & key civil society organizations have strengthened institutional and technical capacity to effectively formulate, coordinate & guide the implementation of national peace & cohesion strategies</p> <p>Indicators</p> <ol style="list-style-type: none"> 1. Nº of national peace building institutions established and operationalized. Baseline: 1; Target: 4; MoV: Peace Building and Conflict Management National Steering Committee Situation Report 2. Nº of functional local peace committees⁴⁴ Baseline 50 active 2013, Target 100 active 2018 3. Nº of select counties with established functioning Peace Secretariats. Baseline: 0; Target: 15 (5 pa) 2015 MoV: Peace Building and Conflict Management National Steering Committee Situation Report. 4. Nº of selected county governments with functional conflict, early warning and response systems; Baseline: 0 Target All select counties in 2015 MoV: NCIC Reports, County and Ministry of Interior reports. 	<p>IOM: Displacement tracking mechanisms; migration management; integrated border management</p> <p>FAO</p> <p>UNEP</p> <p>UNDP:</p> <p>UNODC:</p> <p>UN Women: gender mainstreaming in peace building</p> <p>OCHA</p> <p>UNESCO</p> <p>UNICEF: Contribute to capacity and systems development to strengthen DRR/M and preparedness to adequately respond to and support children's rights during emergencies.</p> <p>Others' names and roles</p>
4.2.2	<p>Output 4.2.2: DRR/M: National disaster management institutions and counties have integrated, inclusive and responsive systems, tools and capacities to effectively formulate, coordinate and implement risk reduction and emergency response and recovery strategies and programs in disaster prone counties;</p> <p>Indicators</p> <ol style="list-style-type: none"> 1. Nº of national DRR institutions established and operationalized. Baseline: 3 MDOC, NDMA, Directorate of special programmes; Target: 4 cumulative; MoV: Government Reports 2. Nº of select counties with resourced and operational contingency plans; Baseline: N/A 2013, Target All select counties 2015, MoV Contingency plans 3. Nº of selected counties that have effective early warning systems linked to contingency plans and early action; Baseline: N/A2013, Target: All select counties that UN will work in (by 2015) MoV: Ministry of Interior and CIDPs). Nº of select counties that have DRR Coordination structures; Baseline: 0; Target; 15 counties; MoV: CIDPs, Government reports. 	<p>III-Main Donors</p> <p>Bilateral names and roles</p> <p>BWIs names and roles</p> <p>Others</p>
4.2.3	<p>Output 4.2.3: Border Management and Community Policing</p> <p>Law enforcement agencies, border authorities and selected county Governments have adequate knowledge and skills to develop and operationalize Human Rights-based and gender sensitive strategies for integrated border management and participatory community policing.</p> <p>Indicators:</p> <p>Nº of national and county-level community policing strategies that are Human Rights-based, gender-sensitive Government and UN reports; Baseline N/A, Target 47 MoV Community policing strategies</p> <ol style="list-style-type: none"> 1. Nº of national and county-level integrated border management strategies that are Human Rights-based, gender-sensitive; Baseline: 0 (2013); Target: 14(2017); MoV: Border Management Strategies 2. Nº of functioning⁴⁶ structures for implementation of integrated border management at county level,; Baseline: N/A, Target: TBD MoV: Qualitative assessment of border management strategies. 3. Nº of functioning structures for implementation of community policing strategies at county level; Baseline: 0;Target: 15 at-risk counties MoV: County community policing reports 4. Nº of model border and police posts established and operationalized; Baseline: 1; Target: 15; MoV: Government and UN reports Nº of small arms surrendered; Baseline 8500 (2008-2010); Target 20,000 (2018); MoV GOK and CSOs Reports 	

⁴⁴ Functioning refers to adequate financial allocations; skilled human resources and inclusive membership (include at least 30% representation of women and vulnerable groups)

⁴⁵ Disaggregate national and refugee

⁴⁶ Adequately resourced, trained staff and with workplan in place with appropriate representation of women, youth, and vulnerable groups

United Nations Assistance Development Framework 2014-2018
Office at the UN Resident Coordinator, Kenya
P.O. Box 30218-00100
Nairobi, Kenya
info.kenya@one.un.org



Photos provided by United Nations, Kenya