

United Nations Development Assistance Framework

The development strategy of the national authorities and people of Iraq and
the Agencies, Funds and Programmes of the United Nations System



Iraq 2015-2019

UNITED NATIONS DEVELOPMENT ASSISTANCE FRAMEWORK

IRAQ 2015–2019

This United Nations Development Assistance Framework (UNDAF) has been prepared by the United Nations Country Team in Iraq in consultation with the Government of Iraq, the Kurdistan Regional Government and other partners, with the aim of building social cohesion and improving the lives of the people of Iraq, particularly the most vulnerable, in support of the achievement of the National Development Plan 2013-2017, the Kurdistan Vision 2020, other national and regional priorities, the UN Integrated Strategic Framework for Iraq, the Millennium Development Goals, and the post-2015 Agenda.

The overarching priority for the UNDAF, as for Iraq, is the enhancement of social cohesion. To support the development of a more cohesive society, two complementary human rights-based outcomes have been identified which together will allow the UN system's strategic support to Iraq in the next five years to materially contribute to the achievement of a more cohesive society, namely:

- A. **Improving the performance and responsiveness of targeted national and sub-national institutions**
- B. **Addressing acute vulnerability and participation gaps**

By signing hereunder, the participating parties endorse this UNDAF and underscore their joint commitment to the fulfillment of its goals.

Republic of Iraq



H.E. Dr. Rowsch Nuri Shaways
Deputy Prime Minister

United Nations Mission in Iraq (UNAMI)



Mr. Nickolay E. Mladenov
Special Representative of the Secretary-General for Iraq

United Nations Country Team



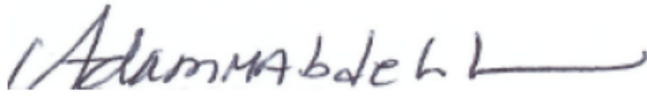
Dr. Jacqui Badcock
UN Resident Coordinator

Baghdad
April 2014

UN Country Team in the Republic of Iraq

By signing hereunder the members of the United Nations Country Team endorse the UNDAF 2015-2019 and underscore their joint commitment to the fulfilment of its goals.

Resident Agencies:



Dr. Adam Abdelmoula
UNDP, Country Director




Dr. Marzio Babilie
UNICEF, Representative




Ms. Claire Bourgeois
UNHCR, Representative



Dr. Syed Jaffar Hussain
WHO, Representative and Head of Mission



Ms. Frances Guy
UN Women, Representative



M. Jane Pearson
WFP, Representative



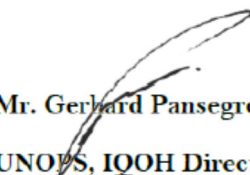
Mr. Axel Plathe
UNESCO Representative and Office Director



Dr. Georges Georgi
UNFPA, Representative



Mr. Michael Pillinger
IOM, Chief of Mission



Mr. Gerhard Pansegrouw
UNOPS, IQOH Director



Dr. Erfan Ali

UN-HABITAT, Head of Iraq Programme



Dr. Fadel El Zubi

FAO, Head of Mission



Mr. Francesco Motta

Mr. Francesco Motta

Director, Human Rights Office/UNAMI &
Representative of the High Commissioner for Human
Rights in Iraq


Non-resident Agencies:



Ms. Nada Al Nashif

Ms. Nada Al Nashif

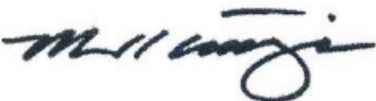
ILO, Regional Director



Mr. Iyad Abumoghli

Mr. Iyad Abumoghli

UNEP Director and Regional Representative
Regional Office for West Asia



Mr. Masood Karimipour

Mr. Masood Karimipour

UNODC, Regional Representative for the Middle East &
North Africa

Ms. Manuela Tortora

UNCTAD, Head of the Technical Cooperation
Service



Dr. Azza Morssy

Dr. Azza Morssy

UNIDO Arab Programme, Chief

Table of Contents

Abbreviations and Acronyms	v
Map of Iraq	ix
Iraq Facts	x
Executive Summary	xv
Introduction	1
Section 1: Preparation for a new strategy	3
1.1. <i>Evaluation and Comparative Advantage Assessment</i>	3
1.2. <i>The Country Assessment</i>	4
Section 2: Framing a Coherent UN Response	5
2.1. <i>Challenges to Social cohesion</i>	5
2.2. <i>Vulnerability and Inequity</i>	7
2.3. <i>Social protection for the vulnerable</i>	12
2.4. <i>Weaknesses in governance</i>	13
2.5. <i>The need for capacities for prevention, early warning, response and resilience</i>	14
2.6. <i>The National Development Plan</i>	15
Section 3: The UNDAF Priorities	18
3.1. <i>Priority A: Improving the performance and responsiveness of targeted national and sub-national institutions</i>	18
3.2. <i>Priority B: Addressing acute vulnerability and participation gaps</i>	19
3.3. <i>Other Priority Initiatives</i>	22
3.4. <i>Links to the Integrated Strategic Framework</i>	22
3.5. <i>The UN Development Group (UNDG) Programming Principles</i>	22
3.6. <i>Iraq Consultations for the Post 2015 Agenda</i>	23
Section 4 – Estimated Resource Requirements	24
Section 5 – Implementation	25
5.1. <i>Operational Issues</i>	25
5.2. <i>Governance of the UNDAF</i>	26
5.3. <i>Progress reporting and review of the UNDAF</i>	27
Section 6 – Monitoring and Evaluation	28
6.1. <i>The Monitoring & Evaluation (M&E) Plan</i>	28
Annex A. UNDAF Results Matrix	29
Annex B. Synopsis of the Country Background Synthesis Report	40
Annex C. Monitoring and Evaluation Calendar for the Iraq UNDAF	43
Annex D. Iraq’s International Development Obligations	47

Abbreviations and Acronyms

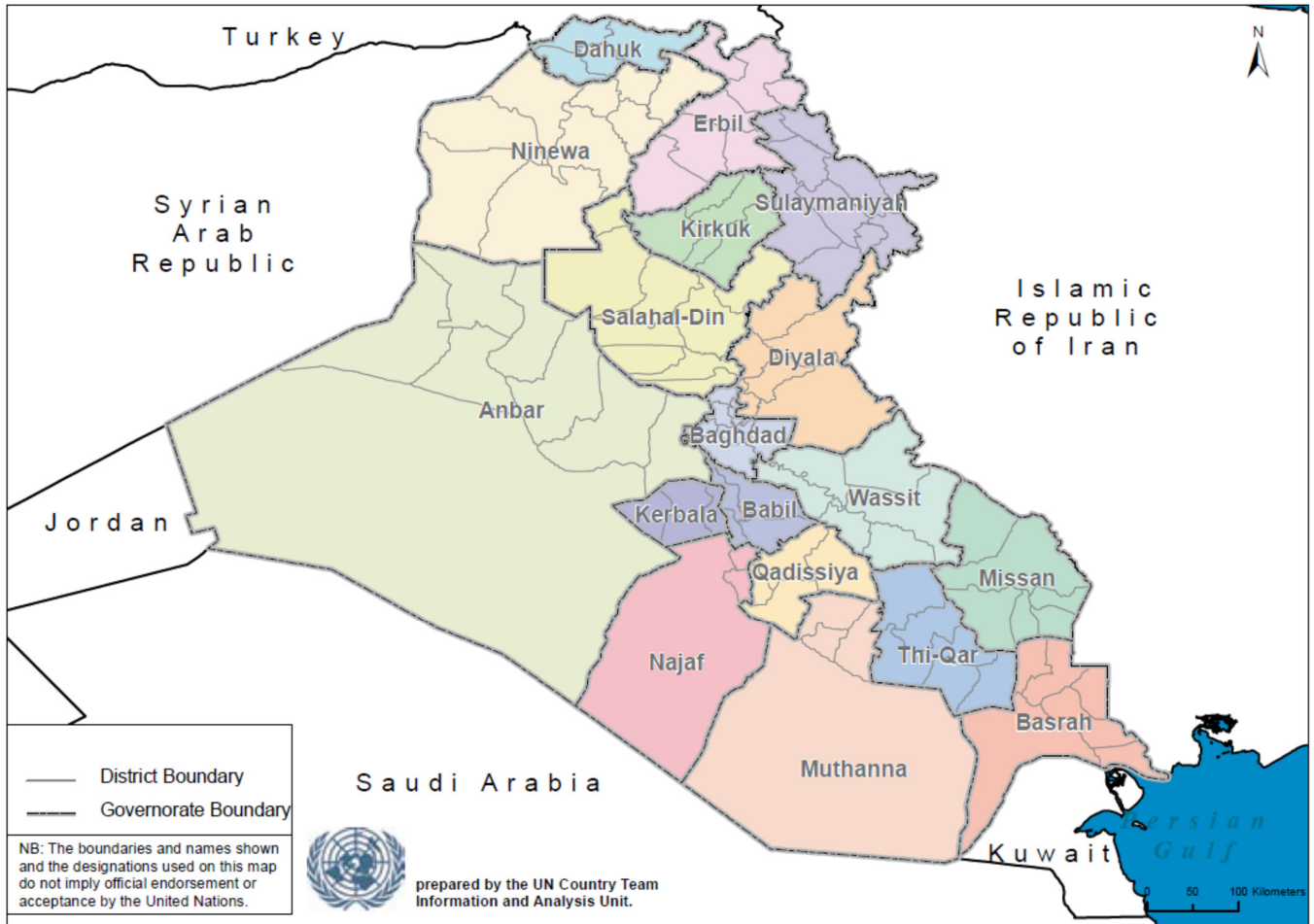
CBI	Central Bank of Iraq
CCA	Common Country Assessment
CEDAW	Convention on the Elimination of All Forms of Discrimination against Women
CERD	International Convention on the Elimination of all Forms of Racial Discrimination
CFSVA	Comprehensive Food Security and Vulnerability Analysis
COMSEC	Council of Ministers Secretariat
CoR	Council of Representatives
COSIT	Central Office for Statistics and Information Technology
CRC	Convention on the Rights of the Child
CSO	Central Statistical Organization
CSO	Civil Society Organization
DfID	UK Department for International Development
DoYS	Directorate of Youth and Sport
DRM	Disaster Risk Management
DRR	Disaster Risk Reduction
DSRSG	Deputy Special Representative of the Secretary-General
EC	European Commission
EMIS	Educational Management Information System
EPI	Expanded Programme on Immunisation
EU	European Union
FAO	Food and Agriculture Organization of the United Nations
FGM	Female Genital Mutilation
GDP	Gross Domestic Product
GEF	Global Environment Facility
GoI	Government of Iraq
HDR	Human Development Report
HIV/AIDS	Human Immunodeficiency Virus/ Acquired Immunodeficiency Syndrome
ICESCR	International Covenant on Economic, Social and Cultural Rights
ICCPR	International Covenant on Civil and Political Rights
ICPAMW	International Convention on the Protection of All Migrant Workers
IDP	Internally Displaced Person

IFHS	Iraq Family Health Survey
IFIs	International Financial Institutions
IHEC	Independent High Electoral Commission
IHSES	Iraq Household Socio-Economic Survey
ILO	International Labour Organization
IMF	International Monetary Fund
IOM	International Organization for Migration
IPF	Iraq Partners Forum
I-PSMP	Iraq Public Sector Modernisation Programme
IRFFI	International Reconstruction Fund Facility for Iraq
JAU	Joint Analysis Unit of UNAMI and the UN Resident Coordinator's Office
KRSO	Kurdistan Region Statistical Office
M&E	Monitoring and Evaluation
MDG	Millennium Development Goal
MICS	Multiple Indicator Cluster Survey
MoC	Ministry of Communications
MoCH	Ministry of Construction and Housing
MoCSA	Ministry of State for Civil Society Affairs
MoD	Ministry of Defense
MoDM	Ministry of Displacement and Migration
MoEd	Ministry of Education
MoEl	Ministry of Electricity
MoEn	Ministry of Environment
MoF	Ministry of Finance
MoH	Ministry of Health
MoHESR	Ministry of Higher Education and Scientific Research
MoHR	Ministry of Human Rights
MoI	Ministry of Interior
MoIM	Ministry of Industry and Minerals
MoMPW	Ministry of Municipality and Public Works
MoO	Ministry of Oil
MoP	Ministry of Planning

MoST	Ministry of Science and Technology
MoWA	Ministry of Women Affairs
MoWR	Ministry of Water Resources
MoYS	Ministry of Youth and Sport
MoT	Ministry of Trade
MoTr	Ministry of Transport
NDP	National Development Plan
NDS	National Development Strategy
NGO	Non-Governmental Organisation
NHDR	National Human Development Report
OHCHR	Office of the UN High Commissioner for Human Rights
PAR	Public Administration Reform
PDS	Public Distribution System
PHC	Primary Health Care
PMAC	Prime Minister's Advisory Council
PMO	Prime Minister's Office
PPP	Public Private Partnership
PRS	Poverty Reduction Strategy
PSDP	Private Sector Development Programme
PWG	UNDAF Programme Working Group
RC	UN Resident Coordinator for Operational Activities for Development
RCO	Resident Coordinator's Office
SCCF	Special Climate Change Fund
SME	Small-Medium Enterprise
SOE	State Owned Enterprise
SPR	Strategic Planning Retreat
SRSG	Special Representative of the Secretary-General
TFER	Task Force for Economic Reforms and Private Sector Capacity
UN	United Nations
UNAIDS	United Nations Secretariat for AIDS
UNAMI	United Nations Assistance Mission for Iraq
UN-CAC	United Nations Convention Against Corruption

UNCT	United Nations Country Team
UNDAF	United Nations Development Assistance Framework
UNDESA	United Nations Department of Economic and Social Affairs
UNDG	United Nations Development Group
UNDG ITF	United Nations Development Group Iraq Trust Fund
UNDP	United Nations Development Programme
UNEP	United Nations Environment Programme
UNESCO	United Nations, Educational, Scientific and Cultural Organization
UN-ESCWA	United Nations Economic and Social Commission for Western Asia
UNFPA	United Nations Population Fund
UN-HABITAT	United Nations Human Settlements Programme
UNHCR	United Nations High Commissioner for Refugees
UNICEF	United Nations Children’s Fund
UNIDO	United Nations Industrial Development Organisation
UN Women	United Nations Entity for Gender Equality and the Empowerment of Women
UNISDR	United Nations Office for Disaster Risk Reduction
UNOPS	United Nations Office for Project Services
UNPD	United Nations Population Division
USAID	United States Agency for International Development
USD	United States Dollar
VAM	Vulnerability Assessment Mapping
WATSAN	Water and Sanitation
WB	World Bank
WFP	World Food Programme
WHO	World Health Organization
WPAY	UN World Programme of Action for Youth

Map of Iraq



Iraq Facts

	Indicator	Unit	Most Current Year Figure	Most current year	Sources for Most Current Year Figure
DEMOGRAPHIC	Tot. Population (est.)	million people	33,338	2011	CSO ¹
	Total female (est.)	million people	16,353	2011	CSO
	Total male (est.)	million people	16,985	2011	CSO
	Population (female)	%	49.1	2011	CSO
	Population (male)	%	50.9	2011	CSO
	Population urban	million people	23.004	2011	CSO
	Population rural	million people	10.335	2011	CSO
	Urban population	%	69	2011	CSO
	Rural population	%	31	2011	CSO
	Population under 15 years old	%	40.2	2011	CSO
	Population (15-24) years old	%	20.2	2011	CSO
	Population (15-64) years old	%	56.9	2011	CSO
	Population over 65 years old	%	2.9	2011	CSO
	Fertility rate	n. of children	4.54	2011	MICS4 ²
	Total Fertility rate among ever married women	n. of children	5.7	2013	CSO – Iraq National Population Policy
Estimated yearly population growth rate	%	3	estimates for 2012	NDP 2013-2017 2013	
ECONOMY	Real GDP growth rate (projected)	%	6.3	2012 estimates for 2014	IMF World Economic Outlook (October 2013) ³
	GDP	USD billion (current)	216	2012	IMF Country Report No 13/217
	GDP per capita	USD (current)	6,315.7	2012	IMF Country Report No 13/217
	Crude oil export revenues (over GDP)	%	43.5	2011	Ministry of Oil
	Crude oil export revenues (over total GoI revenues)	%	97	2013	Ministry of Planning
	Consumer price inflation	%	6.1	2012	IMF Country Report No 13/217 2013
	Unemployment rate: total aged 15+ years	%	11.1	2011	IKN ⁴
	Unemployment rate: females aged 15+ years	%	20.7	2011	IKN
	Unemployment rate: males aged 15+ years	%	9.2	2011	IKN
	Unemployment rate: females aged 15-29	%	33.3	2011	IKN
	Unemployment rate: males aged 15-29	%	15.5	2011	IKN
	Labour force participation: population aged 15+	%	43.8	2011	IKN
	Labour force participation: females aged 15+	%	14.7	2011	IKN
	Labour force participation: males aged 15+	%	73	2011	IKN
	Average wage	ID/month	554,439	2011	IKN

¹ Data provided by the Central Statistical Organization (CSO), April 2014.

² The Central Statistical Organization and the Kurdistan Regional Statistical Office, *Multiple Indicator Cluster Survey 2011 Final Report: Volume 1* (2012). Unless otherwise stated, all statistics from MICS 2011 are from this source.

³ Available at <http://www.imf.org/external/pubs/ft/weo/2013/02/>

⁴ CSO/KRSO/UN, Iraqi Knowledge Network 2011. Unless otherwise stated, all statistics from IKN 2011 are from this source. For the labour force, all the figures are obtained using the relaxed definition of unemployment.

	Indicator	Unit	Most Current Year Figure	Most current year	Sources for Most Current Year Figure
	Average wage (US\$ equity)	US\$/month	476	2011	IKN
	Value of imports	USD million	56,234	2012	Central Bank of Iraq Annual Bulletin ⁵
	Value of exports	USD million	94,172	2012	Central Bank of Iraq Annual Bulletin
HEALTH	Life expectancy at birth	years	69.2	2011	CSO ⁶
	Life expectancy at birth male	years	67.6	2011	CSO
	Life expectancy at birth female	years	70.9	2012	CSO
	Infant (under 1 year) mortality rate	n. of deaths per 1,000 live births	31.9	2011	MICS4
	Infant (under 1 year) mortality rate (urban)	n. of deaths per 1,000 live births	31	2011	MICS4
	Infant (under 1 year) mortality rate (rural)	n. of deaths per 1,000 live births	33	2011	MICS4
	Infant (under 1 year) mortality rate (male)	number of deaths per 1,000 live births	35	2011	MICS4
	Infant (under 1 year) mortality rate (female)	n. of deaths per 1,000 live births	29	2011	MICS4
	Under 5 mortality rate	n. of deaths per 1,000 live births	37.2	2011	MICS4
	Under 5 mortality rate (urban)	n. of deaths per 1,000 live births	36	2011	MICS4
	Under 5 mortality rate (rural)	n. of deaths per 1,000 live births	40	2011	MICS4
	Under 5 mortality rate (male)	n. of deaths per 1,000 live births	41	2011	MICS4
	Under 5 mortality rate (female)	n. of deaths per 1,000 live births	34	2011	MICS4
	Prevalence of underweight children under-five years of age ⁷	%	8.5	2011	MICS4
	Prevalence of underweight children under-five years of age (male)	%	9.4	2011	MICS4
	Prevalence of underweight children under-five years of age (female)	%	7.4	2011	MICS4
	Low birth weight (below 2,500 grams)	%	13.4	2011	MICS4
	Child (18-29 months) immunization rate: tuberculosis (BCG)	%	92.4	2011	MICS4
	Child (18-29 months) immunization rate: polio 3	%	79.1	2011	MICS4
	Child (18-29 months) immunization rate: DPT corresponding vaccines: DPT3	%	73.2	2011	MICS4
Proportion of 1 year-old children immunised against measles	%	75.4	2011	MICS4	
Proportion of 1 year-old children immunised against measles (urban)	%	80.2	2011	MICS4	
Proportion of 1 year-old children immunised against measles (rural)	%	65.4	2011	MICS4	

⁵ Available at <http://www.cbi.iq/index.php?pid=Statistics>

⁶ Data from CSO, Female and male in Iraq Report, 2013.

⁷ Moderately of severely underweight children are those whose weight-for-age is more than two standard deviations below the median of the reference population.

	Indicator	Unit	Most Current Year Figure	Most current year	Sources for Most Current Year Figure	
	Proportion of 1 year-old children immunised against measles (male)	%	75.7	2011	MICS4	
	Proportion of 1 year-old children immunised against measles (female)	%	75	2011	MICS4	
	Fully immunized children (18-29 months)	%	61.5	2011	MICS4	
	Incidence of malaria (per 100,000 population)	n. of cases	0	2013	NDP 2013-2017	
	HIV prevalence among adults (15-49 years)	n. of cases	negligible	2013	NDP 2013-2017	
	Proportion of young women aged 15-24 years with comprehensive correct knowledge of HIV/AIDS	%	3.5	2011	MICS4	
	Proportion of population below min level of dietary energy consumption (%)	%	6	2011	IKN	
	Maternal mortality rate	n. of deaths per 100,000 live births	35	2013	CSO	
	Adolescent birth rate (age specific fertility rate for women age 15-19) per 1,000 births	number per 1,000 births	82.4	2011	MICS4	
	Pregnant women that received at least one antenatal care visit by skilled personnel	%	77.7	2011	MICS4	
	Pregnant women that received 4 (or more) antenatal care visits	%	49.6	2011	MICS4	
	Proportion of births attended by skilled health personnel	%	90.9	2011	MICS4	
	Deliveries in a health facility	%	76.6	2011	MICS4	
	Anemia prevalence among women 15-49 years old	%	12.1	2013	Nutrition Research Institute (NRI)	
	Anemia prevalence among pregnant women 15-49 years old	%	39.4	2013	Nutrition Research Institute (NRI)	
	Women (aged 15-49) using modern contraceptive method	%	33.6	2011	MICS4	
	Proportion of population using an improved drinking water source	%	91.4	2011	MICS4	
	Household water supply: connected to public network	%	84.5	2011	IKN	
		Proportion of population using an improved sanitation facility	%	93.8	2011	MICS4
		Households sanitation facilities: connected to public network	%	29.6	2011	IKN
EDUCATION	Net enrolment ratio in primary education	%	90.4	2011	MICS4	
	Net enrolment ratio in primary education (urban)	%	93.8	2011	MICS4	
	Net enrolment ratio in primary education (rural)	%	83.8	2011	MICS4	
	Net enrolment ratio in primary education (male)	%	93.2	2011	MICS4	
	Net enrolment ratio in primary education (female)	%	87.4	2011	MICS4	
	Net enrolment ratio in secondary education	%	48.6	2011	MICS4	
	Net enrolment ratio in secondary education (urban)	%	55.5	2011	MICS4	
	Net enrolment ratio in secondary education (rural)	%	33.9	2011	MICS4	
	Net enrolment ratio in secondary education (male)	%	52.5	2011	MICS4	
	Net enrolment ratio in secondary education (female)	%	44.6	2011	MICS4	
	Literacy rate (12 years and above)	%	79.4	2011	IKN	
	Literacy rate of 15-24 years olds	%	85.5	2011	IKN	
	Literacy rate of 15-24 years olds (male)	%	89.2	2011	IKN	
	Literacy rate of 15-24 years olds (female)	%	81.6	2011	IKN	
	Ratio of girls to boys in primary education	%	0.94	2011	MICS4	
	Ratio of girls to boys in primary education (urban)	%	0.97	2011	MICS4	

	Indicator	Unit	Most Current Year Figure	Most current year	Sources for Most Current Year Figure
	Ratio of girls to boys in primary education (rural)	%	0.87	2011	MICS4
	Ratio of girls to boys in secondary education	%	0.85	2011	MICS4
	Ratio of girls to boys in secondary education (urban)	%	0.96	2011	MICS4
	Ratio of girls to boys in secondary education (rural)	%	0.54	2011	MICS4
HUMAN SECURITY	Women married before age of 15	%	5.5	2011	MICS4
	Female-headed households	%	11	2012	I-WISH ⁸
	Registered Syrian refugees	number of people	226,934	2014	UNHCR ⁹
	Registered Syrian refugees (male)	number of people	133,210	2014	UNHCR ¹⁰
	Registered Syrian refugees (female)	number of people	93,724	2014	UNHCR ¹¹
	Refugee returns	number of people	35,151	Jan-Jun 2013	UNHCR ¹²
	IDPs (post 2006)	million people	1,098,883	2013	MoDM
	IDPs returns	million people	24,100	Jan-Jun 2013	UNHCR ¹³
LIFESTYLE	Internet/broadband subscribers per 100 inhabitants	%	14	2013	NDP 2013-2017
	Household having access to internet at home	%	18.1	2013	NDP 2013-2017
	Mobile cellular subscriptions per 100 inhabitants	%	94.3	2008	The use of information technology and Communication Survey ¹⁴
HUMAN DEVELOPMENT	Gender Inequality Index	value	0.575	2011	UNDP
	Human Development Index	value	0.689	2011	UNDP
	Seats held by women in national parliament	%	25.2	2010	IHEC ¹⁵
	Share of women in wage emp. in non-agricultural sector	%	14.7	2011	IKN
POVERTY	Population living under poverty line ¹⁶	%	18.9	2012	CSO ¹⁷
	Population living under poverty line (rural)	%	30.7	2012	CSO
	Population living under poverty line (urban)	%	13.5	2012	CSO
	Population living under poverty line (male)	%	18.7	2012	CSO
	Population living under poverty line (female)	%	19.1	2012	CSO
	Poverty gap ¹⁸ ratio at National Poverty Line	%	4.1	2012	CSO
	Poverty gap ratio at National Poverty Line (urban)	%	2.5	2012	CSO
	Poverty gap ratio at National Poverty Line (rural)	%	7.6	2012	CSO
	Number of poor persons	number	6,465,000	2012	CSO

⁸ CSO/KRSO/UNFPA/Pan Arab Project for Family Health, Iraqi Women Integrated Social and Health Survey (I-WISH 2011), 2012.

⁹ Data from Syria Regional Refugee Response available at <http://data.unhcr.org/syrianrefugees/country.php?id=103> consulted on March 25th 2014.

¹⁰ Ibid.

¹¹ Ibid.

¹² Available at <http://www.unhcr.org/pages/49e486426.html>

¹³ Available at <http://www.unhcr.org/pages/49e486426.html>

¹⁴ Data from CSO, تقرير مؤشرات رصد الأهداف الإنمائية للألفية على مستوى المحافظات، 2012.

¹⁵ Independent High Electoral Commission.

¹⁶ Population living below 105.5 thousand dinar per person per month.

¹⁷ CSO, results of the poverty assessment based on the World Bank Iraq Households Socio-Economic Survey II (IHSES 2012) yet to be published. Unless otherwise stated, all statistics on poverty 2012 in this table are coming from the same source.

¹⁸ The poverty gap reflects the depth of poverty and its incidence by considering how far, on the average, the poor are from the poverty line. The indicator is often described as measuring the per capita amount of resources needed to eliminate poverty, or reduce the poor's shortfall from the poverty line to zero, through perfectly targeted cash transfers.

	Indicator	Unit	Most Current Year Figure	Most current year	Sources for Most Current Year Figure
BUDGET	Budget projection	US\$ billion	101	2013	Ministry of Finance
	Budget projection (for 2014)	US\$ billion	150	2013	Ministry of Finance
	GoI expenditure: Pensions (2014)	US\$ billion	70.6	2013	Ministry of Finance
	GoI expenditure: operational spending (2014)	%	63	2014	Ministry of Finance
	GoI expenditure: health (2014)	%	5	2014	Ministry of Finance
	GoI expenditure: education (2014)	%	8	2014	Ministry of Finance
	GoI expenditure: security (2014)	%	15	2014	Ministry of Finance
	GoI expenditure: other ministries (2014)	%	72	2014	Ministry of Finance
	GoI expenditure: KRG transfers (2014)	%	12	2014	Ministry of Finance
	External GoI debt	US\$ billion	87.7	2010	Central Bank of Iraq ¹⁹

¹⁹ Central Bank of Iraq for the year 2010 - <http://www.cbi.iq/index.php?pid=GovernmentSecurities>

Executive Summary

The UNDAF is the strategic programme framework that describes the collective response of the UN system to national development priorities. In many ways this UNDAF marks a significant departure from its predecessor. It is framed against a backdrop of a country in a complex transition from years of dictatorship, the impact of sanctions and decades of conflict. The linear trajectory of post conflict transition anticipated in the previous UNDAF has not materialized and based on international experience of such transitions, perhaps should not have been expected to do so. Even the most successful transitions have taken 30 years or more.

There is little doubt that Iraq has made major developmental gains. Extreme poverty has been dramatically reduced, and child malnutrition, infant and early childhood mortality all decreased significantly. Food insecurity has also been reduced. Net enrolment in primary education has increased, and girls' participation in school is improving. Malaria has been eliminated. Elections have been held successfully. Key legislation including decentralization of authority to governorates has been passed. Iraq is the world's third largest oil exporter, and it has the resources to increase significantly its oil production. The economic growth rate has steadily increased and it is projected to reach 9% on average during 2014–2018. Iraq is now an Upper Middle Income Country (UMIC).

Yet, extreme poverty is widespread in rural areas and a number of governorates. Labor market participation is extremely low for women, and youth unemployment very high. Illiteracy is pervasive and levels of education low, especially for rural young men and women. 1.9 million Iraqis are food insecure. Improvement in access to potable water has been limited. Gains in infant and early childhood survival are well short of the national target. Iraq depends on oil revenue and the role of the private sector is marginal. Infrastructure has deteriorated. Degradation of the environment and natural resources jeopardise sustainable development. Regional disparities are pronounced.

These challenges are significantly exacerbated by constant and recently worsening violence and deepening sectarianism. Risks of violence are greater when high internal stresses combine with weak capacity or perceived lack of legitimacy in key national institutions. Without addressing these issues, development gains are unlikely to be sustained and the social fabric is prone to fraying.

To address a number of these challenges the Government formulated a new National Development Plan (NDP) for the period 2013–2017. It is based on the principles of diversity, decentralization, green investment, empowerment, equal opportunity and decent work. The plan stresses the importance of reducing the development gap between urban and rural areas, making more sustainable investments in natural resources, and exploiting the relative potential of each region and governorate. The NDP fully integrates the Millennium Development Goals.

The new Iraq NDP sets out an ambitious agenda for more inclusive development. It appropriately prioritizes economic diversification, social development and the environment. Importantly it recognizes the need to address equality and justice in the distribution of the outcomes of development. This Plan however also needs to go hand in hand with an inclusive political and social process that builds democratic values and protects the ethnic and religious diversity of Iraq. In this respect, the GOI has requested the UN to prepare an UNDAF that complements the NDP.

This UNDAF therefore seeks to contribute to building the legitimacy of institutions and to strengthen the bonds between elements of Iraqi society. The singular overarching theme for this UNDAF is to help to build social cohesion. The UNDAF design explicitly takes a Human Rights Based Approach (HRBA), by supporting rights holders (particularly the poor and vulnerable), while also building the capacity of duty bearers (targeted institutions at the national and sub-national level), to fulfil the holders' rights.

The UNDAF 2015–2019 will promote national achievement of social cohesion through a focus on two priorities:

- Improving the performance and responsiveness of targeted national and sub-national institutions
- Addressing acute vulnerability and participation gaps

The capacity of institutions and groups in Iraq to provide quality services on an equitable basis is perceived to be low. There is a widespread absence of trust in institutions of all kinds. These twin problems will be addressed by building the capacity of key institutions and groups to deliver better quality civic functions and basic services such as access to justice, primary health care and education in a consistent, transparent and accountable manner to all citizens, and especially deprived and vulnerable groups. This entails improving service delivery capacity and performance, especially at

governorate and district level. It also entails using data to set performance standards and measure against them for improved transparency and accountability of local institutions, creating policy & legal frameworks for partnerships for service delivery; and providing a legal framework that enables and promotes civil society empowerment.

The face of poverty, vulnerability and inequality in Iraq is predominantly young and female. Vulnerable people are from multiple overlapping groups, including ethnic and religious minorities, the disabled and the elderly and long-term Internally Displaced Persons (IDPs) and refugees. However, most vulnerable people in Iraq are:

- Women with limited labour market participation and low capacity to participate in decision making processes;
- Children deprived of family income, nutrition, health, education, protection or water and sanitation;
- Youth with high unemployment and low enrolment rates in education, especially in rural areas; and
- IDPs, refugees and host communities affected by the impact of protracted displacement.

The extent of their deprivation varies between governorates and between urban and rural areas. The UNDAF targets geographic areas of most significant deprivation. Recognizing also that the legitimacy of the State can be challenged where marginalization is most keenly felt, this UNDAF also targets areas where this marginalization manifests in instability.

The UNDAF will aim to enhance the capacity, understanding and ability of women, youth, children and the displaced to reduce their vulnerabilities through supporting national policies and programs that enable these groups to be active participants in the development process, build resilience, provide economic and livelihood opportunities, enable inclusion in decision-making processes, and facilitate civil society efforts to increase the accountability of the public sector.

There are many differences also in how this UNDAF will be delivered. First and foremost, it will be much more modest in its scope – both in respect of the targets it aims to achieve and the financial resources it will work with. It will focus less on direct implementation, rather aiming to assist in the development and implementation of national policy and programs. It envisages greater use of national execution approaches and national expertise. Recognizing also that external financial resources in an Upper Middle Income Country will continue to diminish, national, regional and governorate level partnerships for UNDAF financing will be increasingly important.

The success of this UNDAF is intimately linked to the extent of national engagement in managing its implementation and monitoring its impact. A joint High Level Committee will provide overall management. A joint Programme Working Group will provide operational oversight based on information provided by a Monitoring & Evaluation (M&E) group.

This UNDAF represents a partnership between the Government of Iraq, its people and the UN system to work jointly over a period of five years in assisting Iraq in its complex journey from conflict to sustained development.

The Iraq UNDAF 2015-2019

Introduction

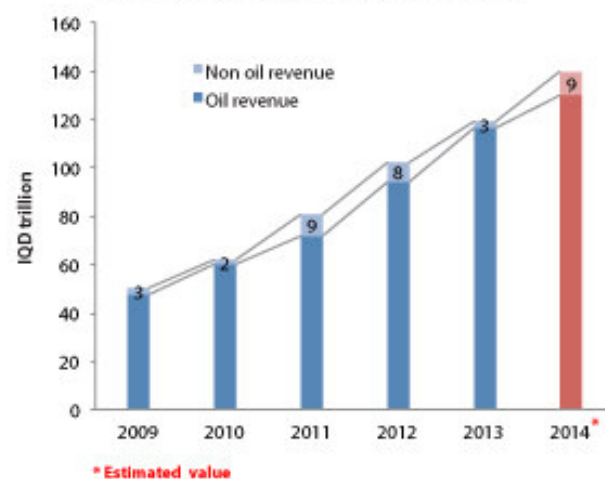
Successes and challenges for Iraq

After years of dictatorship, the impact of sanctions and three major conflicts, Iraq is achieving many notable gains. It is now an Upper Middle Income Country with significant oil revenues. Iraq has made important progress toward achievement of the Millennium Development Goals. Extreme poverty has been dramatically reduced²⁰. Child malnutrition, infant and early childhood mortality all decreased significantly²¹. Food insecurity has been reduced²². Net enrolment in primary education has increased²³. Girls' participation in school is improving²⁴. Women's participation in parliament has remained above the 25% constitutional quota (but has declined slightly)²⁵. Malaria has been completely eliminated²⁶. National, provincial and Kurdistan Region elections have been held successfully. A number of key reform legislation has been passed, including the decentralization of authority to governorates.

Iraq is the world's third largest oil exporter, and it has the resources to increase significantly its oil production, remaining one of the countries with the fastest growth in production worldwide. The economic growth rate has increased from 5.8% in 2009 to 8.4% in 2012 and it is projected to reach 9% on average during 2014-2018. The current monetary policy pursued by the Central Bank of Iraq (CBI) has led to a reduction in the cost of funds. The Bank has kept the interest rate at 6% since 2010 in an effort to stimulate economic activity. The Iraqi dinar exchange rate has improved against the dollar since the beginning of 2012, reaching 1,166 Iraqi Dinars (IQD) per dollar. International reserves have also increased from US\$ 59.1 billion in 2011 to US\$ 70.6 billion in 2012 on the back of rising oil exports. The GDP per capita rose from US\$ 1,790 in 2005 to over US\$ 6,300 in 2012, despite a difficult social, political, and security context.

Major development challenges however remain. Extreme poverty is widespread in rural areas and in a number of governorates. Rural poverty is consistently higher than urban poverty: 30.7% of the rural population lives below the national poverty line²⁷ compared to 13.5% of the urban population²⁸. 1.9 million Iraqis are food insecure. There has also been limited improvement in access to potable water since 1990: from 81.3% to 86.8% in 2011. Gains in infant and early childhood survival are still well short of the national target. Infant mortality rate: is 31.9 per 1,000 live births (national target 17) and the under-five mortality rate 37.2 per 1,000 live births (national target 21). The literacy rate among young men and women (85.5%) is still far from the target of 100% and slightly below its level in 2000 (86%). The percentage of literate women (81.6%) is significantly lower than those of literate men (89.2%). Levels of education remain low for young men and women with only 21% in preparatory and 14% in higher education.

Figure 1. Gov revenue sources, 2009-2014



²⁰ If the threshold of US\$ 1 per capita per day is used, the global target of "half, between 1990 and 2015 the proportion of people below the extreme poverty line" has been greatly surpassed as extreme poverty decreased from 28% in 1990 to 3.1% in 2007. CSO, MDGs Monitoring Report, 2012.

²¹ The percentage of underweight children below the age of five almost halved during the last decade (from 15.9% in 2000 to 8.6% in 2011). The infant mortality rate fell from 50 deaths per 1,000 in 1990 to 31.9 in 2011, but remains nearly double the national target of 17 deaths for every 1,000 births. The under-five mortality rate declined from 62 deaths per 1,000 births in 1990 to 37.2 in 2011, but remains far from the national target of 21.

²² The number of food insecure Iraqis decreased from 7.1% in 2007 (2.2 million individuals) to 5.7% in 2011 (1.9 million individuals).

²³ The net enrolment in primary education has increased from 85.8% in 2006 to 90.4% in 2011, but it is still below its level in 1990 (91%).

²⁴ Since 1990, the ratio of girls to boys improved from 0.79 to 0.94 for primary school and from 0.64 to 0.85 for secondary school.

²⁵ Women's representation in parliament increased from 13% in 1990 to 27% in 2006, but in the last elections of 2010, the percentage decreased to 25.8%.

²⁶ No endemic malaria cases were reported in 2011 compared to 26.8 per 100,000 people in 1990.

²⁷ 105,000 Iraqi Dinar per capita per month.

²⁸ The governorates of Muthanna, Qadissiya, Missan and Thi-Qar have the highest percentage of poverty. While poverty at the national level decreased between 2007 and 2012, it increased significantly in Missan, Qadissiya and Ninewa.

Iraq's population is still growing at a faster rate than many other countries in the region, adding to the pressure on government to provide adequate services. With a high annual growth rate of 3%, the Iraqi population has increased from 10 million in 1970 to around 35 million in 2014, and it is expected to increase four fold by 2050, if current growth remains unchanged. Driving this rapid demographic growth is the high Total Fertility Rate (TFR) (4.5 children per woman in 2011, and 5.2 in rural areas). So while poverty has decreased in Iraq from 22.9% in 2007 to around 18.9% in 2012, this poverty can in part be correlated to household/family size.

In 2011, oil revenue made up for about 40% of Iraqi GDP and in 2013, it represented 97% of federal budget revenue. The overwhelming reliance on oil revenue makes the economy vulnerable to any volatility in oil prices or decreases in oil production. Allocative efficiency could see oil revenue contribute to balanced growth and stronger development outcomes if channeled to key income generating sectors or infrastructure. There are limited employment opportunities outside the large public sector. Only 43.8% of Iraqis are in the labour force. A huge participation gap exists between males and females: 73% of men are economically active compared to 14.7% of women. Youth constitute nearly half the population yet youth unemployment is very high: 15.5% for young men, and 33% for young women.

Family Size	% Poverty 2007	% Poverty 2012
1	2.6 %	0.1 %
2	1.0 %	0.7 %
3	1.9 %	0.7 %
4	3.9 %	3.7 %
5	7.7 %	4.9 %
6	11.8 %	10.5 %
7 +	30.8 %	26.4 %
All Iraq	22.9 %	18.9 %

Source: CSO²⁹

Although the agricultural sector is the second major contributor to GDP (after the oil sector), it employed only 4.9% of the total labour force in 2012. In 2011, 30.5% of employed women were working in agriculture, forestry, and fishing.³⁰ The development of sustainable agriculture is weak and its potential to contribute to socio-economic development and diversification of the Iraqi economy is not being realised. Its potential contribution to diminishing spatial and rural/urban development and poverty gaps is also not being realised. Structural adjustments have yet to be made to the sector to resolve its major constraints ranging from socio-economic to technical issues.

Regional disparities are pronounced, with parts of the country having higher income or employment rates, while others have better infrastructure, delivery of basic services, access to education and health, as well as gender equity. There are also huge disparities between urban and rural areas. Lack of investment in agriculture exacerbates rural-urban migration, accentuating rural poverty and placing stress on urban infrastructure.

Initiatives to effectively decentralize authority and build local government capacity to be more responsive to local needs have been constrained by political and sectarian conflict. This has also slowed efforts to reduce the gap between governorates and between urban and rural areas. Public participation in development management remains low. Public-private partnerships are yet to be built to improve service delivery and infrastructure.

The full realisation of rule of law, human rights, and access to justice require consolidating the separation of powers, establishing mechanisms for translating human rights principles into reality and promoting awareness of laws and rights in society. Corruption continues to be a major challenge to public sector performance, efficiency and public trust. It hampers efforts to build a culture of integrity. The public service needs to be modernized and professionalized.

The deterioration of the environment and weak capacity for natural resource management jeopardises sustainable development. Some damage is directly connected with the effects of military conflicts, made worse by past economic sanctions. Drought and desertification, climate change and land degradation are reducing available arable lands and affecting livelihoods. Water quantity is diminishing and water quality is deteriorating. Other challenges include increasing solid and toxic waste, air pollution, and loss of biodiversity. The cost of environmental degradation is estimated at US\$ 5.5 billion per annum, representing 6.5% of GDP³¹.

Iraq is now confronting renewed violence. Since April 2013 the security situation has deteriorated considerably, with almost daily attacks by terrorists and armed groups against civilians and the Iraqi security forces. Along with rising casualty figures, forced ethnic and sectarian displacement seems to have re-emerged in several governorates. This already complex political, social, and security context is exacerbated by regional dynamics, namely the Syrian conflict and resulting flow of refugees and armed groups in and out of the country, increasing national vulnerabilities and threatening stability.

²⁹ CSO, results of the poverty assessment based on the World Bank Iraq Households Socio-Economic Survey II (IHSES 2012) yet to be published.

³⁰ Ibid.

³¹ METAP Solid Waste Project, World Bank, as cited in www.sweep-net.org/cost-environmental-degradation

Section 1: Preparation for a new strategy

1.1. Evaluation and Comparative Advantage Assessment

The process of preparation for a new UNDAF began in late 2013 with an evaluation by the Resident Coordinator Office (RCO) of the previous UNDAF and a comparative advantage analysis of the UN in Iraq. This UNDAF was the first for Iraq. It provided an expansive strategy based upon the National Development Plan (NDP) 2010–2014. The five UNDAF Priority Areas covered all of the Millennium Development Goals (MDGs) and were based on all of the key development issues identified by the NDP and the first UN Common Country Assessment (CCA) for Iraq:

- Improved governance, including the protection of human rights;
- Inclusive, more equitable and sustainable economic growth;
- Environmental management and compliance with ratified international environmental treaties and obligations;
- Increased access to quality essential services; and
- Investment in human capital and empowerment of women, youth and children.

The Evaluation

The key finding of the evaluation centered on the overall lack of coherence and the consequent inability to achieve UN-wide UNDAF outcomes. While the UNDAF had addressed critical issues and partially achieved planned outcomes, it did not lead to a coherent set of results. The UNDAF level of target achievement reported for outcomes was unknown or moderate across most priority areas. The UNDAF failed to generally create the synergies intended between the priority areas and the 5 outcomes. While addressing key issues and challenges, the UNDAF only partially addressed their underlying causes.

The evaluation found the main factors that contributed to only the partial realization of the UNDAF outcomes to be:

- **Lack of strategic focus.** The UNDAF was designed at the end of a period of availability of significant external finances. The expectation of continuing high resource flows strongly influenced planning for programming, which attempted to address a very wide array of national issues. The UNDAF programmed for a total of US\$1.95 billion for 2011-2014. Total funds available or committed through 2014 however were only US\$959 million, with a trend of rapidly diminishing donor sources. Also, the UNDAF was designed by grouping existing interventions together under Priority Areas. This provided some coherence to the work of the UNCT, but primarily served as “umbrellas” for existing, diverse programming. The UNDAF was not based on an assessment of comparative advantage or level of alignment with other key actors (GoI, KRG, governorates, civil society, development partners, etc.).
- **Too many and too broad outcomes.** With too many, and too ambitious targets, many had not been achieved. The UNDAF did not specifically seek to position the UN within the complex context of a country attempting to transition from conflict. The UNDAF presumed a quick return to normal development and a strong capacity of Iraqi society to reach rapid consensus on contentious reforms. Both proved unrealistic in the post conflict environment. Security issues also required remote delivery, which limited effective interventions and overall impact.
- **Inconsistent leadership and management.** Active and consistent management of the UNDAF by the partners and by the UNCT was absent. The UNCT began the last UNDAF period with a large number of committees, and a number of them ceased functioning. As a result, periodic reviews and adjustments did not take place. The UNDAF Results Matrix (the UNDAF tool for collective management of the work of UN agencies to achieve goals) was not fully utilized and therefore constrained the ability to adjust to actual impact and to new issues and challenges that arose during the UNDAF cycle.

The Comparative Advantage Assessment

The assessment of the comparative advantage of the UN concluded that overall, the UN was a valued partner to the GoI. There was strong and continuing support by the GoI for the UN’s advisory and technical interventions, though regular accessibility to UN experts remained a notable constraint (owing to the prevailing security situation). There was significant support for an expanded UN focus on advisory and policy interventions, as well as advocacy and research during the next 5-10 years. The assessment indicated that the UN should focus less on programme management and direct implementation.

There were clear differences between the kind of interventions on which the UN had focused and those that the UN and partners felt should be the focus in the new UNDAF. The assessment found that interventions should be integrated: designed to address upstream policy issues and to advocate for change at the national level and at the same time provide targeted downstream programme implementation support at the sub-national level. It was suggested that integrated programmes should address key challenges, in which the UN:

- promotes and advises on key national reforms utilizing a strong evidentiary base;
- helps to build capacity and systems to link national and sub-national capacities to implement and build accountability for services; and
- works with downstream service providers in areas with high numbers of people with multiple deprivations and vulnerabilities.

Three changes in the UN's skill mix and capacities (elements needed to play its anticipated role in each area) were recommended: enhanced sector expertise; more adequate capacity among staff; and greater numbers of people.

These findings collectively point to a need to limit the number and scope of outcomes, and to set far more realistic goals for achievement within the UNDAF timeframe. The evaluation and comparative advantage assessment both recommended stronger, nationally-led and simplified governance for the new UNDAF, along with progressively greater use of national execution and national expertise. With a clear trend of reduced resources, a smaller, more focused and potentially more effective future presence of the UN in Iraq was recommended.

1.2. The Country Assessment

In view of the strong capacity of Iraq in data collection and analysis, the UNCT opted to make its country assessment using existing national sources, supplemented by a series of reviews and studies. A summary is attached as Annex B.

The process led to the production of a Country Background Synthesis Report, which presents a comprehensive analysis from a UN perspective of the prevailing and projected socio-economic context in Iraq. The Synthesis was built on a series of thematic analytical reports on: MDG progress; vulnerability mapping; national response to the country's development needs; government budget execution; environment; forced displacement; Kurdistan Region (KRG) specific development needs; urbanization; social protection; drivers of conflict; and Iraq inputs to the post-2015 global development agenda.

These studies, the Synthesis Report, and the evaluation of the previous UNDAF and comparative advantage assessment were summarized in a Strategic Considerations Paper, which presented key observations and findings to a series of meetings leading up to the Strategic Prioritisation Retreat held in January 2014 among national partners and UN agencies. The issues raised in that paper were agreed as a basis to guide the design of a more highly focused, strategic and achievable UNDAF.

Section 2: Framing a Coherent UN Response

2.1. Challenges to Social cohesion

Iraq now confronts the daunting challenge of addressing its development constraints and creating the enabling environment to effectively do so. Unfortunately, the absence of security, evident in the constant and worsening violence and increasing sectarian sentiment impedes development progress.

Risks of violence are greater when high internal stresses combine with weak capacity or perceived lack of legitimacy in key national institutions. Poverty, inequity and youth unemployment are associated with conflict. Lack of access to education increases the risk of political and social manipulation and aggravates social inequality. Perceived or actual political exclusion and inequality affecting religious, tribal or ethnic groups creates higher risks of civil conflict. These challenges threaten the social cohesion of Iraqi society.

Iraq has historically had a diverse society, made up of various ethnic and religious communities and socio-economic groups. The relationships between these groups, always complex, have varied between peaceful tolerance and violent competition. With insecurity and instability following the US-led invasion of Iraq in 2003 - despite a multi-year lull in violence - levels of trust between societal groups have seriously declined and individuals have sought protection in more seemingly durable forms of social organisation than the State, preferring to give prominence to religious, ethnic and tribal identities.

Tribes and other groups can impose order (albeit often fragile) in the absence of strong state authority. Special privileges given to groups based on loyalty and affiliation reinforce allegiance to those groups – not to the country. This increases division, weakens the legal system and delegitimizes the national justice structure.

While violence in Iraq is driven by a complex array of factors, the acute worsening of security in 2013 and early 2014 has been accompanied by sectarian undertones. The growing perception of the conflict in Syria as sectarian, the flows of arms and fighters across the Syria-Iraq border, and the related escalation of regional tensions between the Gulf States and Iran also affect the relationship between communities in Iraq.

Addressing the social, economic, political, and security problems that have disrupted development and trapped Iraq in cycles of violence requires strengthening both state and non-state institutions while improving governance in ways that give all citizens – particularly the marginalized, vulnerable and poor - equal access to security, justice, employment and essential services. It also requires new social norms and behaviors, such as the ability of leaders to transcend sectarian and political differences, to embrace diversity and to arrive at durable political settlements. It requires efforts in building greater political and social cohesion.

Social cohesion is founded on two main pillars—inclusion and social capital. Inclusion encompasses the idea that all individuals and groups should have equitable access to political participation, resources, services, and social protection, to enable full participation in society and to avoid social division. The inclusion pillar incorporates such issues and areas of work as gender rights, youth rights, development of a social protection floor, durable solutions for IDPs and refugees, strengthening participatory governance, and combating corruption. In Iraq, a number of inclusion issues have been identified as affecting social cohesion, namely: lack of political and institutional inclusion of minorities and an overall low level of political participation, a bureaucratic concern over sectarian identity (seen as discriminatory), lack of implementation of rights and liberties related laws, separate education policies for different cultural, ethnic, and linguistic groups, perceived inequitable service provision for different groups, gender discrimination, poorly designed de-Ba'athification strategies, forced displacement, and a sense of spreading corruption.

Social capital refers to the levels of trust and networks between individuals and groups in society and also includes ideas of tolerance, civic participation, civic values, and respect for rule of law. These factors combine to provide a mechanism for cooperation and non-violent resolution of disputes. Low social capital corresponds to poor levels of social contact and a lack of mutual understanding between groups, allowing for easy escalation of disputes due to low-levels of trust. A number of social capital related issues are apparent in Iraq, including: a loss of trust between social/ethnic/religious groups, a divisive political arena and hate speech in the media.

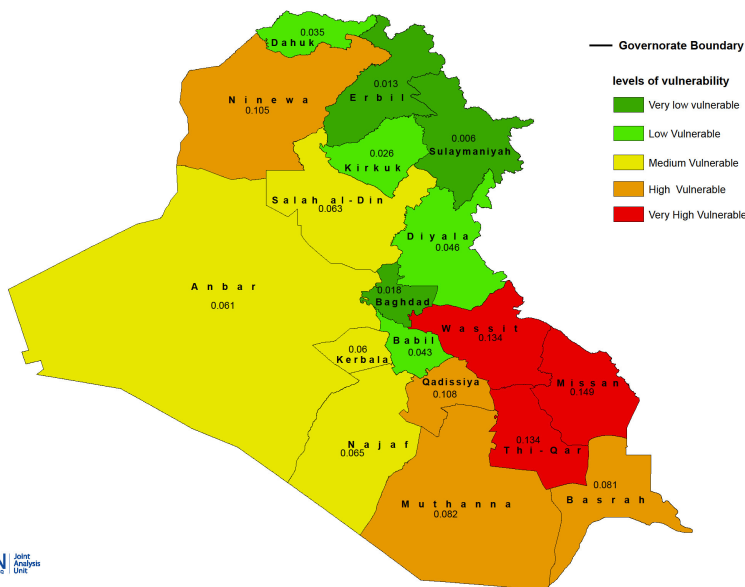
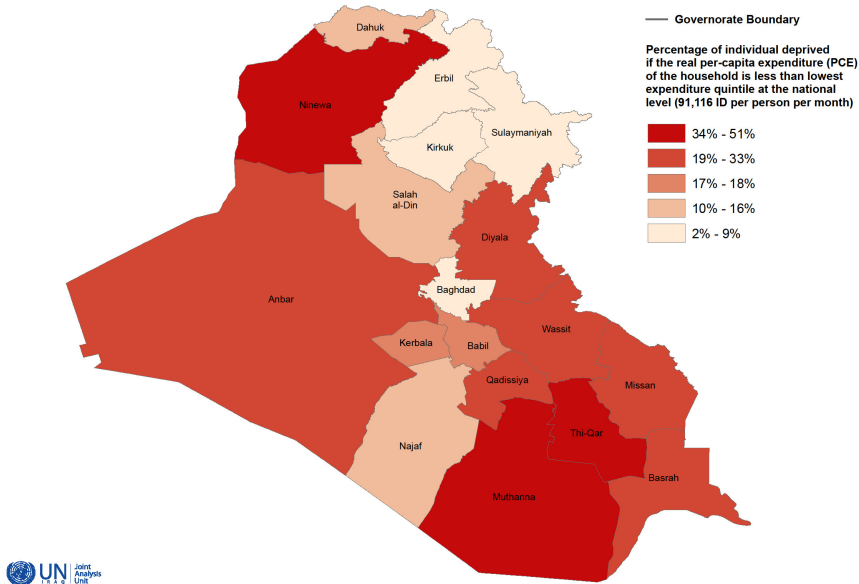
2.2 Poverty, Vulnerability and Inequity

Poverty in Iraq

The Iraq Household Socio-Economic Survey 2007, found 22.9% of the population to be living below the poverty line of US\$2.20 per capita per day. In 2012, the percentage of poor decreased to 18.9%³². UN analyses and mapping of geographic disparities and vulnerabilities prepared for the UNDAF, show major differences in poverty among governorates across a range of economic and social measures.

Map I. Deprivation in Income

Map II. Multidimensional poverty and levels of vulnerability



There are wide variations in the distribution of the deprived and vulnerable, and the local intensity of deprivation, across the country.

Some 13.3% of Iraqis are multi-dimensionally poor, using a Multi-dimensional Poverty Index (MPI). The MPI for Iraq includes education, standard of living, basic services, nutrition and health, and employment. An individual is identified as poor if she or he is deprived in at least 8 of 21 weighted indicators (selected to reflect the priorities of the NDP).

Income poverty, exacerbated by large family size, is the main contributor to multidimensional poverty for nearly all the governorates. The second major contributor to poverty is a lack of female education. A significant percentage of individuals experience deprivation as a result of the fact that none of the female members (aged 12 and above) in their household has completed basic education or is literate.

There are wide differences within governorates between levels of income poverty and in the ranking of governorates in the Multidimensional Poverty Index. Monetarily poor individuals are not multi-dimensionally poor if they are not deprived in more than 6-8 of the non-income indicators. Other individuals are not poor in terms of income but are multi-dimensionally poor. This reflects how the lack of service provision by the government can make a relatively income well-off individual still poor in terms of key

³² CSO, results of the poverty assessment based on the World Bank Iraq Households Socio-Economic Survey II (IHSES 2012) yet to be published. Percentage of the population living below the poverty line of 105,500 Iraqi Dinars per capita per month.

well-being indicators.

For example, comparing Anbar with Basrah (governorates with a similar percentage of the population that is income poor) shows the nature of this variability. Anbar is rated “medium vulnerable”, while Basrah is “very high vulnerable”. Basrah lags because income is concentrated among employees in the oil sector while unemployment is high, electricity supply is poor and the quality of health services (as perceived by the population) is low.

2.2. Vulnerability and Inequity

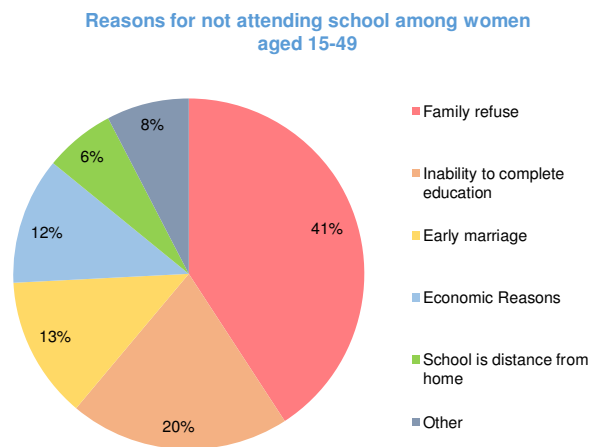
The face of poverty, vulnerability and inequity in Iraq is predominantly female and young but also includes children and the displaced.

Women and vulnerability

Years of repression, economic sanctions, and armed conflicts have led to deterioration in the lives of women in Iraq and an associated loss of social capital to the country since women are marginalized and unable to contribute economically, socially, and politically. These conditions are often exacerbated by misconceptions of traditions, cultural and social values and a lack of awareness of women’s rights and potential. Corruption and institutional and legal barriers also prevent women’s advancement.

The Gender Inequality Index for Iraq is high, at 0.57.³³ The country is ranked as number 117 among 146 countries, behind all the countries in the region with the exception of Saudi Arabia. Disparities are observed among governorates. Gender inequality is the highest in governorates of Muthanna, Basrah, Salah al-Din, Ninewa, and Kirkuk. These high levels of inequality are mainly related to high maternal mortality rates, low empowerment and public participation, low participation in the labour market, and the low percentage of females above 25 years old with at least a secondary education.

Many factors limit women’s education. Some are related to security and the condition of schools. The main reasons women fail to complete their education are the refusal of their families to support continued studies, the distance from home to school, the security situation, familial poverty, and early marriage. Building new schools close to villages in rural areas would facilitate access to education for boys and girls. Increasing the number of female teachers would also encourage female enrolment. Educational deprivation also affects males. Twenty per cent of individuals experience deprivation because none of the male members in their household has completed basic education. Another 7.6% are deprived in the same indicator because none of the male members are literate. Investments in education are especially necessary in rural areas where many of the multidimensional poor are illiterate.



In addition, educated women are more politically active and better informed about their legal rights and how to exercise them. Since education is a key strategy for reducing poverty, increasing female education levels will affect the development and well-being of women and the population in general. Improved education for women is a high priority of the GoI and the UN, including not only primary and secondary education enrolment for school age girls but educational programs for women through youth and adult literacy programs and technical and vocational education.

Nationally only 14% of women participate in the labour market, a consequence of women’s lower levels of education and lack of skills together with a mix of legal, cultural and social obstacles. Sixty percent of all employed women work in the government and public sector. Among female workers, in 2011, 30.5% were employed in the agricultural sector—more than three times the percentage of men (9.5%) working in the same sector. In rural areas, 81% of employed women work in the agricultural sector.

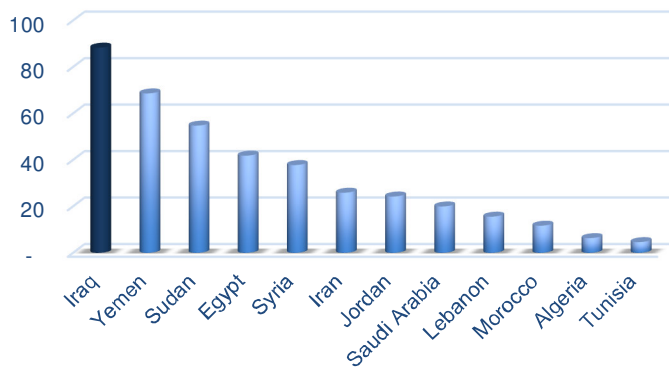
³³ The Gender Inequality Index (GII) reflects the loss in potential human development due to inequality between male and female achievements in each of the three dimensions composing the index: reproductive health, empowerment and labour market participation. The index varies between 1 and 0 and reflects the gender based disadvantages in each dimension. The 0 index is given when results show equality between men and women, while 1 is given when the status of one gender is bad in all dimensions considered.

Despite enjoying equal rights to employment under the 2005 Constitution, Iraqi law still contains provisions which limit the economic choices of Iraqi women. Although women have the right to enter into financial contracts and access bank loans and other forms of credit without their husband's permission, due to cultural barriers they are often dependent on others for permission to engage in activities outside the home.

Iraq ratified the Convention to Eliminate All Forms of Discrimination Against Women (CEDAW) in 1986. However, domestic violence, honour killings, child marriage, temporary marriages and human trafficking remain a threat to many Iraqi women and girls. Draft personal status legislation contains discriminatory provisions of particular concern, such as setting the minimum age of marriage for girls at 9 years. Despite the legal age of marriage of 18 years for both men and women, 21% of young women aged 15-19 years are married and 5.5% under the age of 15 are married. Teenage pregnancy (below 18yrs) is the highest in the region with incidence of around 88 per 1,000 adolescent girls, with large regional disparities, varying from 100/120 per 1,000 in Basrah, Najaf, Muthanna to as low as 22 per 1000 in Dahuk and Sulaymaniyah. Such high teenage pregnancies contribute to poor health status among women, maternal mortality, and girls dropping out from the education system. Additional measures are needed to prevent forced marriages and ensure that girls and women who

are the victims of forced marriages are provided appropriate support.

**Adolescents Fertility Rate in 2011
per 1,000 adolescents girls**



The Criminal Code lacks specific provisions on violence against women and perpetrators of honour killings invoke the defense of honour as a mitigating circumstance. Killings of women are commonly recorded as unknown or as suicides. In the Kurdistan Region 43% of women aged 15-49 reported some form of female genital mutilation (FGM), despite the fact that FGM is criminalized. Most violence against women occurs at home: 46% of girls aged 10-14 were exposed to violence at least once by a family member, and 46% of currently married women were exposed to at least one form of spousal violence. Widows are at high risk of violence and exploitation, including sexual exploitation, due to their precarious economic and social situation.

Lack of awareness of rights also limits women's empowerment: 38.6% of women in Iraq do not perceive men and women as being equal in society, while 31.5% think they are partially equal. Moreover, 68% of young men accept the killing of women for shaming a family's honour. The Council of Ministers endorsed a National Strategy to Eliminate Violence against Women in March 2013. Funding to fully implement this strategy is needed.

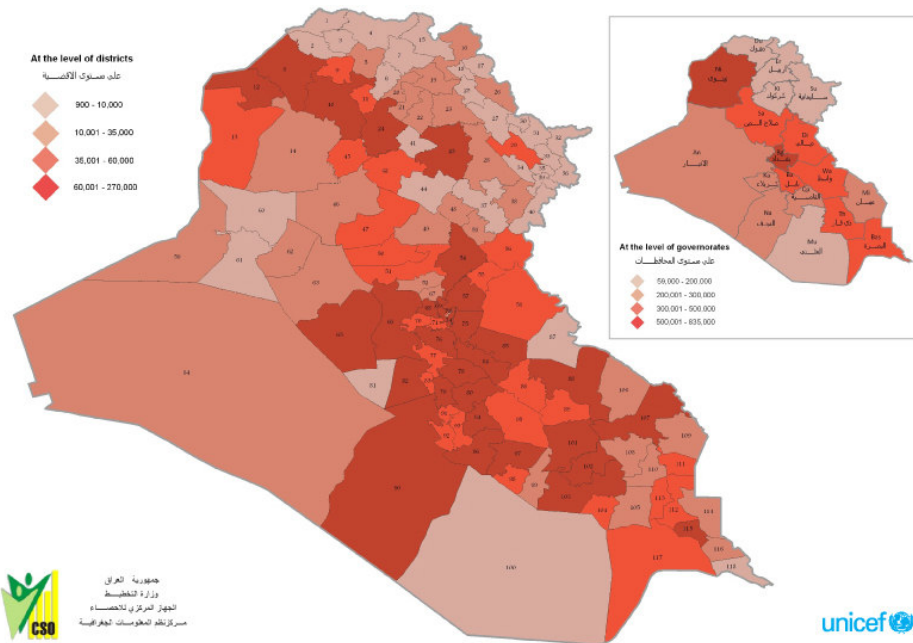
Persistent traditional and patriarchal attitudes about the role of women in society affect participation of women in political and public life, in particular in decision-making positions at all levels of government. Political party support to women is limited to nominating candidates to meet the required 25% quota, without providing them with political leadership skills. Only 6% of judges and prosecutors are women.

Men and boys play a key role in achieving gender equality. Raising their awareness of women's rights is crucial to empowering women and eradicating gender-based violence. The provision of systematic training on human rights, in particular on women's rights should be provided to all law enforcement officials, the military and other armed forces involved in security operations. Civil society organizations and NGOs are crucial to advancing gender equality and women's empowerment. The adoption of a gender responsive budget and of related indicators to regularly monitor its implementation and accountability is of fundamental importance.

Children

In Iraq, a high number of children are subject to violent physical discipline or psychological aggression (79% according to latest MICS) and other forms of violence. In 2013, a total of 913 child casualties of armed conflict were reported, with 248 children killed and 665 injured throughout the country in waves of attacks. Children have also been victims of assassinations and raids targeting prominent military or political figures and their families. Iraq remains one of 17 countries listed as having parties involving children in armed conflict, and therefore periodically reports grave violations against children to the UN Special Representative of the Secretary-General for Children in Armed Conflict.

Map III. Number of children aged 0-17 years facing three or more deprivations (CSO/UNICEF)



It is estimated that 6.4% of Iraqi children between the ages of 5-14 years are involved in child labour (7.3% for males and 5.4% for females). The percentage is significantly higher in rural areas (9.9%) than in urban areas (4.6%). Missan, Basrah and Qadisiya are the governorates with the highest percentages (13-15)³⁴. Policies are needed to limit the phenomenon such as linking social aid with the prohibition of child labour, and by financially supporting education and facilitating access to schools.

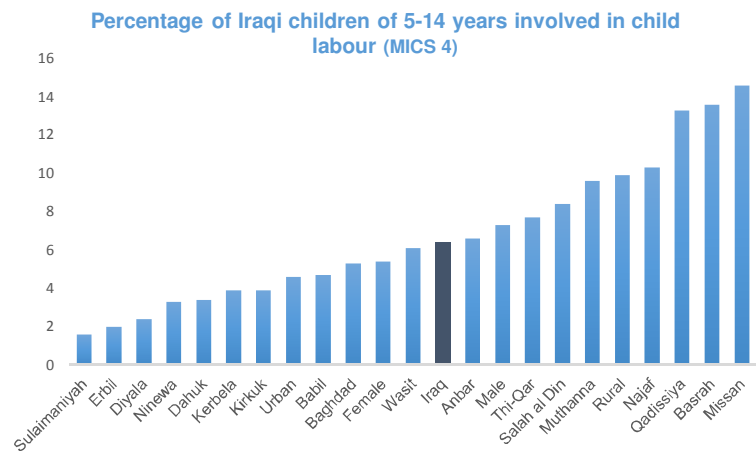
There is no specific law governing children, and the age of criminal responsibility (9

years) is very low. Detention centres for children are sparse, suffer from poor physical conditions and a lack of properly trained staff. Children are frequently detained for long periods of time in pre-trial conditions, along with adults, and do not have access to education and psycho-social or specialized assistance. It is necessary to reform the juvenile criminal justice system to ensure that alternatives to detention, and a system of reintegration are considered for children. Juvenile detention facilities should provide access to services and conditions appropriate for the physical and mental care and development of children, and all staff working with children should be appropriately trained³⁵.

Reports from the governorates of Anbar, Ninewa and Salah al Din indicated the continued association of children with armed groups. As of December 2013, at least 391 children including 18 girls were being held in detention facilities under indictment or conviction under article 4 of the Anti-Terrorism Act (2005). These children have been detained for periods ranging from two months to more than three years³⁶.

Youth

Young people (aged 15-29) represent the biggest age group in the Iraqi population (28%), numbering 9.3 million. Young Iraqis face difficulties in accessing education and reproductive health information, and have high unemployment rates.



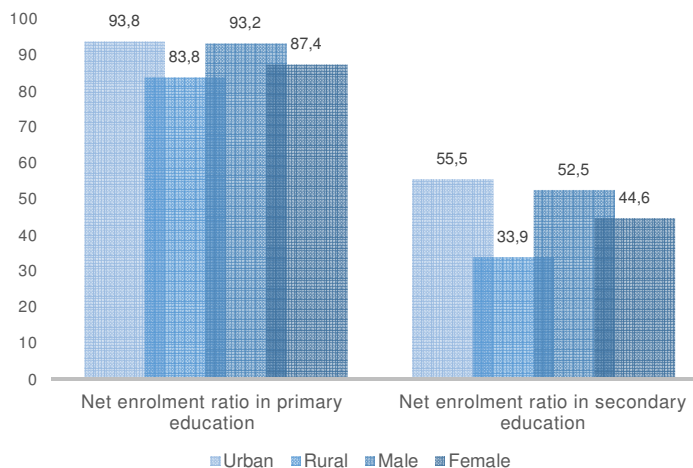
³⁴ MICS 4.

³⁵ UNAMI, Report on Human Rights in Iraq: July-December 2012.

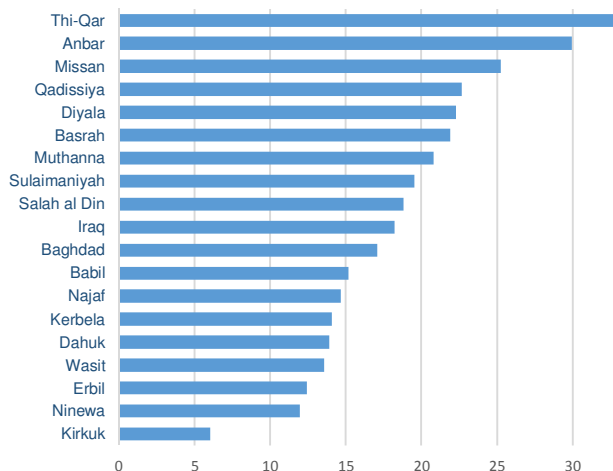
³⁶ Data from UNAMI, 2013.

Youth enrolment rates in education are still low (21% in preparatory and 14% in higher education), and there is a clear disparity between male and female youth enrolment, especially in rural areas. Thirty one percent of youth (10-29 years) do not have any education degree. Educational attainment is low for the two age groups 19-24 and 25-29³⁷. Almost half of the difficulties faced by youth in accessing education are related to the educational institution including inequality in educational opportunities, overloaded teachers, and the lack of educational equipment and supplies. Some improvements have been achieved in literacy rates, but they remain low in the youth age category. Less than 50% of women in rural areas in the age group 15-24 years can read and write in comparison to 72-80% of the same group in urban areas. Moreover, the percentage of illiterates increases with age. Only 1% of those above 15 years are enrolled in literacy classes and females represent 25% of the participants in accelerated learning programs that target children and adolescents not enrolled in schools.

Net enrolment in primary and secondary education (MICS 4)



Youth unemployment by governorat (IKN2011)



Unemployment and poverty among youth is considerably higher than the overall rates (24.2% and 22%, respectively, for young people aged 15-24). The percentage of salaried workers of the total active population aged 15 and above is 57.4%; however, it drops to 49.3% among youth (15-24 years). The rate is only 20.7% among young women. Youth unemployment and poverty leads to marginalization, and it directly threatens social and political stability and negatively affects the social and economic development process. The main reason behind unemployment is the mismatch between labor force supply and the quality and quantity of available employment opportunities in the labor market.

Around 50% of youth use mobile phones, with regional (61.6% in central urban and 40.4% in rural regions) and gender disparities (65.7% males and 34.8% females). A significant share of Iraqi youth does not know how to use computers: 82.3% in rural areas and 50% central urban

areas. Seventy one percent of females do not know how to use computers versus 59.2% of males³⁸.

Iraqi youth lack participation in decision making on issues relevant to their lives for two main reasons: institutions are not committed to enhance their participation and youth do not consider their participation a civic responsibility. Moreover, the social and school environment does not encourage the participation of youth. Surveys data reveals the following results:

- 27% of youth do not have interests in social issues
- 34% believe that political parties are important in the political life
- 72% believe political participation is a right
- 41% indicated that family does not allow for political participation
- 50% indicated the importance of civil society organization in youth development.

³⁷ Ministry of Planning in collaboration with Baytal- Hikma, National Report on the Status of Human Development 2008, p.133.

³⁸ The Analytical Report of the National Youth Survey, February 2009.

The Arab Declaration on Youth Empowerment has emphasized that participation and social integration are rights for youth. A National Youth Strategy (NYS) 2010-13 sets goals for youth development and empowerment, reduction of unemployment, development of values of citizenship and affiliation, and the promotion of sport for all. Reinforcing educational opportunities and decreasing the level of youth dropouts are identified as priorities to achieve the goals.

IDPs and refugees

IDPs represent a particularly vulnerable segment of the population. Some are exposed to the constant risk of eviction by the authorities, and they struggle to access basic services and adequate resources. According to the most recent figures from the Ministry of Migration and Displacement (MoMD), 954,128 individuals were registered in Iraq as of January 2014 (excluding Anbar). Many of these are long term displaced. With conflict, water scarcity is a major reason for internal displacement in Iraq and among the major factors preventing IDPs from returning to their original communities. Baghdad is the governorate with the highest number of registered IDPs (206,320), followed by Ninewa (172,059), and Diyala (97,677). Since fighting again broke out in Anbar at the beginning of 2014, an additional 74,000 families or approximately 450,000 individuals have been displaced. This is the largest displacement Iraq has witnessed since the sectarian violence of 2006-2008.

The deterioration of security and the sectarian and political tension observed in 2013-14 led to new displacements elsewhere across the country. This is a primary concern for IDPs, especially in disputed areas such as Diyala, with a diverse and ethnically mixed population.

Access to employment remains the major priority for IDP families and is the key determining factor of whether IDPs integrate into a community once security has been established. Female-headed households are disproportionately affected by lack of access to employment. Access to basic services and food items represent other priority needs for IDPs assessed in 2012, followed by the need for shelter, water and health services. Many IDPs live in illegal settlements with poor access to potable water and sanitation services, electricity, schooling, or medical facilities. Displacement often increases the risk of gender-based violence. Children in IDP communities are less likely to complete their education and more likely to be engaged in child labour or are at risk of being forced into early marriage. An additional challenge is lack of documentation for registration. Unregistered IDPs face difficulties in accessing civil status documentation, securing employment, legal assistance, and education. Furthermore, they may be unable to purchase or transfer property or obtain essential services or medical treatment.

An influx of the displaced can also have significant negative effects on host communities. Rental prices increase significantly for everyone and IDPs may overburden services. These factors, together with cultural differences, represent another cause for tension within host communities. Support for local integration or return to place of origin must be part of a comprehensive set of initiatives that address the needs of all Iraqis to ensure equal rights.

Iraq is also facing further challenges associated with refugees from the Syrian crisis. 220,000 Syrian refugees were in Iraq as of September 2013 and more can be expected if the situation in Syria continues. As the Syrian conflict shows no sign of early resolution, these populations will require long-term support and assistance to integrate in their places of asylum. The challenges associated with both newly arrived and protracted refugee populations include a lack of housing and hygiene infrastructure, as well as a lack of access to work and regular income and increased pressure on already limited natural resources such as clean water. The strain on basic services in areas with concentrations of the displaced may cause tensions with host communities that could result in secondary displacement.

The influx of refugees is putting pressure on already limited education infrastructure, particularly in Kurdistan Region-Iraq. The continuing influx of Syrian refugees will further aggravate this shortage. In order to accommodate the increasing number of students, new schools are needed and existing schools need to be rehabilitated. In addition, Syrian refugees also cite barriers to school attendance including difficulties registering with schools and an inability to afford school costs. Though the vast majority of refugees in the KR-I are Kurdish, they are accustomed to being taught in Arabic. Schools that teach in Arabic are often far from refugee locations³⁹.

Humanitarian assistance has been the basis of assistance to IDPs to date. However, longer-term solutions are required. A process to develop a Strategic Action Plan for Durable Solutions for IDPs has been initiated by the UN. This will require identifying policy and programmatic approaches adopted by the Government that integrate the needs of the displaced in broader development programs, manage the risks of any disruption to social cohesion and build the resilience of displaced and host communities.

³⁹ Iraq: the impact of the Syria crisis", IOM 2013

2.3. Social protection for the vulnerable

Social protection floors (SPFs) are nationally defined basic social security guarantees that ensure, as a minimum, that over a life cycle, all have access to essential health care and basic income security which together secure effective access to goods and services defined as necessary at the national level⁴⁰.

SPFs emphasise protection and support of the most vulnerable⁴¹ over a life cycle and comprises four key guarantees: a) access to essential health; b) income security for children; c) income security for the unemployed and poor; and d) income security for the elderly and disabled⁴². In addition, higher levels of mandatory social security benefits and social insurance may be offered for individuals with contributory capacity (e.g. through taxes), and may also include voluntary insurance for those willing to pay for more social protection.

The effectiveness of SPFs in reducing poverty and vulnerability is well acknowledged, as is its importance in strengthening stability, inclusive development, maintaining human productivity and dignity. Evidence has shown that social protection not only tackles issues of inequities, social cohesion, stability and income poverty, but also improves development, through better nutrition, health, education and employment outcomes. In OECD countries, levels of poverty and inequity were estimated to have been reduced by 50 percent due to the national social protection system⁴³.

International experiences from building SPFs show the need to strengthen consultation, develop an evidence based legal framework, ensure policy coherence/harmonisation on social protection, improve coverage of the most vulnerable, secure an adequate level of benefits, and delivery aspects including information systems, improve the supply side, and implement monitoring and evaluation⁴⁴. Other essential elements of SPFs include their administration and strengthening relevant development linkages that support an advanced and comprehensive approach to social protection beyond provision of safety nets⁴⁵.

In Iraq, the main elements of social protection consists of universal access to free essential services such as health care, food security (the Public Distribution System), education and water/sanitation, in addition to basic income security through pensions for retirees and the Social Safety Net (SSN). The SSN is a combination of services and income benefit programme for minor orphans, widows/divorced women, victims of terrorism, the unemployed/disabled, the medically sick, married students and the elderly.

Type of social protection	Social protection measures
Essential services (free and universal coverage) <i>Universal access to essential affordable social services in the areas of health, water and sanitation, education, food security, housing, and others defined according to national priorities</i>	<ul style="list-style-type: none"> - health services, including preventive and curative treatment - food security (Public Distribution System, a five item food basket) - education, including schooling, stationary and books - water and sanitation (limited coverage)
Basic income security <i>Income security defined as social transfers, in cash or in kind, such as pensions for the elderly and persons with disabilities, child benefits, income support benefits and/or employment guarantees and services for the unemployed and working poor</i>	<ul style="list-style-type: none"> - Social Safety Net - pensions for retirees (mostly for state employees, does not cover the extensive informal sector)

⁴⁰ <http://www.ilo.org/secsoc/areas-of-work/policy-development-and-applied-research/social-protection-floor/lang--en/index.htm>

⁴¹ For example, in terms of socio-economic status, gender, disabilities, age, etc.

⁴² <http://www.socialsecurityextension.org/gimi/gess/ShowTheme.do?tid=2505>

⁴³ Country Partnership Strategy for the Republic of Iraq (2013-2016), World Bank http://www-wds.worldbank.org/external/default/WDSContentServer/WDSP/IB/2012/12/18/000333038_20121218223218/Rendered/PDF/NonAsciiFileName0.pdf13

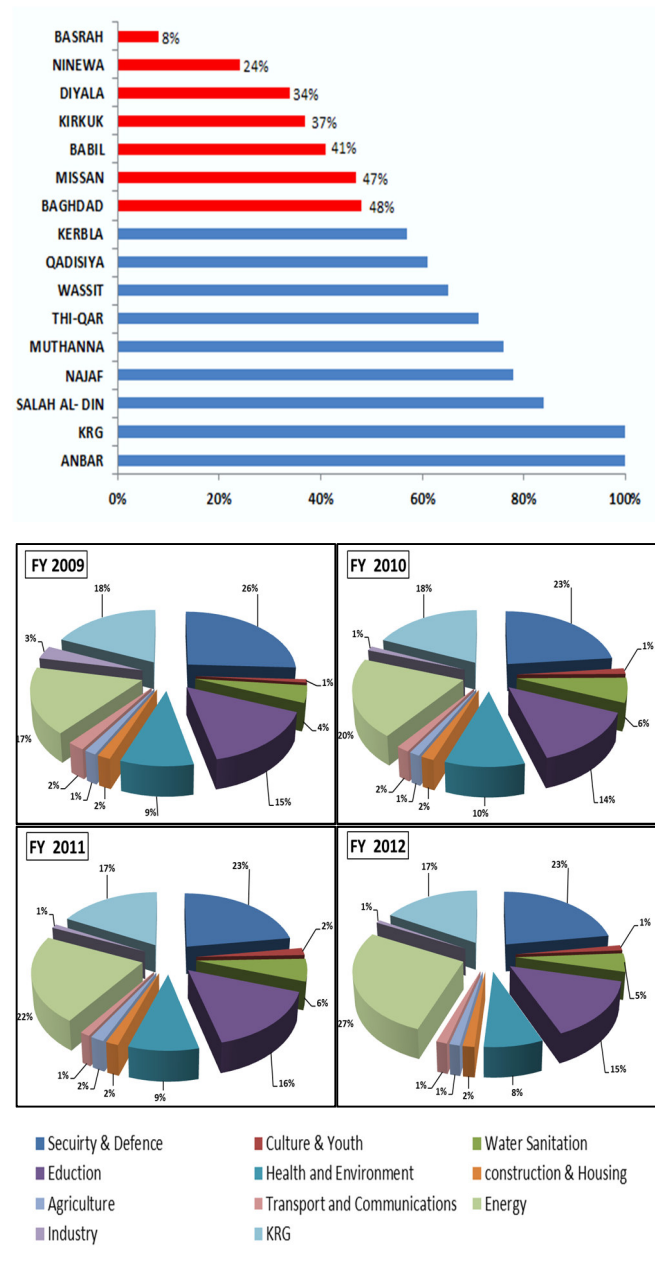
⁴⁴ <http://www.social-protection.org/gimi/gess/ShowRessource.action;jsessionid=6353c824893822d055b57a505f9614885528ed283c6dc0cfbddfbd7a1de9984.e3aTbhLbNmSe34MchaRahsSchj0?ressource.ressourceId=26321>

⁴⁵ <http://www.social-protection.org/gimi/gess/ShowRessource.action;jsessionid=6353c824893822d055b57a505f9614885528ed283c6dc0cfbddfbd7a1de9984.e3aTbhLbNmSe34MchaRahsSchj0?ressource.ressourceId=26321>

While not evaluated comprehensively, the social protection measures are recognised as being costly and lacking efficiency in achieving their principal objective – securing the basic needs and fundamental rights of the population, or at the very least, of not reaching the needs of the most vulnerable. Iraq, as is the case of most countries, has developed individual social protection measures in response to particular crises or vulnerabilities. National social protection has resulted in a collection of limited social protection policies and mechanisms with inefficiencies, lack of adequate targeting, coverage gaps/overlaps and ineffective use of resources. Furthermore, arguments for reducing and preventing the transmission of intergenerational poverty are particularly relevant for Iraq, where households’ social-economic resilience is weakened by years of conflict, sanctions, lack of security, and progressive development. The establishment of a SPF provides a way forward.

2.4. Weaknesses in governance

Budget Execution by governorate, 2011 and budget distribution by main sectors for the years 2009-2012



Governance in Iraq still suffers from a number of shortcomings in de-centralization, public service modernization, the public financial system, fiscal policies, budget execution, and the pervasiveness of corruption.

The current Iraqi government and public administration machinery displays continued centralization of fiscal/budgetary allocations, no local revenue collection systems in place, and poor monitoring of service delivery. Central and local governing structures are oversized, heavily bureaucratic, and burdensome for the national and regional budgets. Service delivery is based on a centralized model both in planning and allocation. This has led to a disconnection between central policies and local realities.

Public financial management and fiscal policies do not reflect a pro-poor approach to development. Funds allocated to key poverty reducing sectors are often not sufficient to meet Iraqi development needs, and investments in these sectors are characterized by low execution rates meaning that the government often fails to translate these funds into projects for which they were approved. Delays in budget approval and implementation, as well as allocative inefficiencies across sectors and ministries, hinder budget execution in Iraq.

Huge disparities also exist in budget execution among governorates, with the lowest execution rates for 2010 and 2011 occurring in Basrah, Diyala, and Ninewa. The justice system is perceived as non-functional. For this reason, many Iraqis prefer to refer cases to an informal tribal justice system, which lacks compliance with rule of law of the State and applies traditional settlements such as honour killings. Women and youth in particular face obstacles in access to justice. Outdated legislation and long overdue legal reforms further undermine the fairness of the justice system and Iraq’s compliance with its obligations under international law, especially where human rights are concerned.

Corruption is a primary, multi-faceted challenge facing both the government and the people of Iraq today. It has become pervasive and deep-rooted following years of volatility, which bred an atmosphere of impunity and lack of accountability, in particular since 2003. Transparency International (TI) has continually ranked Iraq at near-bottom of its worldwide corruption perceptions index for the past several years. For the year 2013, Iraq was ranked as 171 out of 177 countries and therefore amongst the ten most corrupt countries in the

world.

A 2013 evidence-based study of corruption designed by the UN showed that bribery is a common occurrence in the interactions of the Iraqi public with civil servants in order to speed up administrative procedures or overcome bottlenecks in the delivery of public services⁴⁶. Nurses in public health facilities, public utilities officers and police officers are the most frequent recipients of bribes by Iraqi citizens. The report shows that a majority of Iraqis believe that corruption is on the rise and there is a considerable amount of bribery in public services in Iraq that never comes to the attention of the authorities and hence can never be brought to justice and sanctioned properly.

In order to strengthen governance, attention must be focused on the role of a healthy and vibrant civil society. Civil society can influence public policy in favour of democracy, accountability of the public sector, respect for human rights, and rule of law. Civil Society Organizations (CSOs) can monitor the delivery of essential services and contribute to improving access to them. The government can benefit from a more active civil society and may be able to better internalize the priorities of the people it serves and act accordingly. Today, Iraqi civil society still lacks inclusion in policy-making circles. The relationship between CSOs and the GoI is currently limited by a mutual lack of understanding between the two parts. The Iraqi political system is one of the main sources of funding, but this channel is often politically compromised and difficult to access for independent CSOs.

The Public Sector is also in need of modernization and professionalization. Iraq public management suffers from drawbacks and gaps that challenge the efficient and effective performance of the public sector. There is need for a comprehensive reform process covering the legal system for public sector performance and management, improvement of the incentive systems for human resources, modernization of public financial management and the accounting systems, as well as upgrading of the civil service system. There is a need to review the organizational structures of ministries and public institutions to eliminate conflicts and to enhance decision-making processes. Job descriptions, competency profiles, and procedure manuals also need to be developed and/or updated in the ministries and public institutions.

Joint UN and Government functional reviews show the importance of addressing the contradictions in functions and powers across ministries and other relevant bodies. The assessments indicate the need to review the size and distribution of the workforce and qualifications to reach the right size and distribution with clear and balanced responsibilities and authorities across public sector institutions. Senior executive service has been identified as a tool to improve the capacity of public sector leadership on the basis of professional merits to improve performance in the public sector. Potential leaders should be motivated and empowered. Further attention should be given to building personnel capacity and bridging knowledge and skill gaps.

2.5 The need for capacities for prevention, early warning, response and resilience

Hazards, both man-made and natural, threaten communities throughout Iraq, and especially the most vulnerable. There are not adequate systems in place at community level or within the government to anticipate or respond to these threats, exacerbating their impact. Many communities in Iraq have struggled with insecurity, political violence, armed conflict and displacement over long periods of time. At the local level, their capacity to prevent, mediate and resolve conflict varies greatly as does their ability to recover quickly from the impacts of conflict and violence. Community resilience to conflict and violence needs to be strengthened in part through building social capital, trust networks, and leadership. Government at the national and local level also need to move beyond simply adopting security measures to maintain peace, to also adopting strategies to prevent conflict, manage pressures, build social bonds and ensure a sense of inclusion. These are at the heart of resilience-based approaches to chronic conflict and violence.

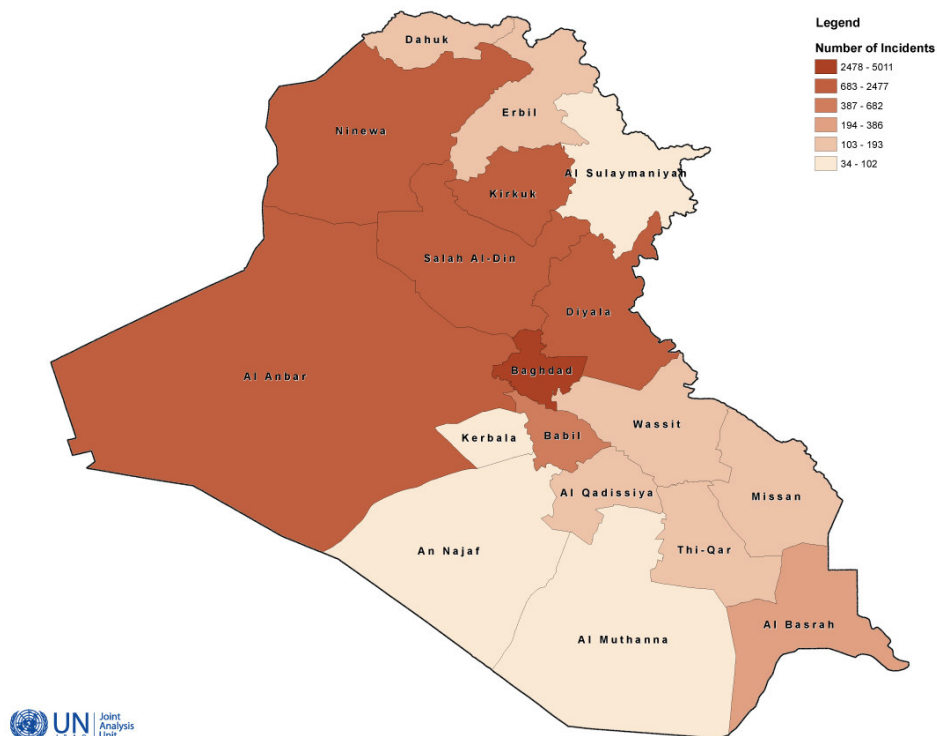
The deterioration of the environment and natural resources also jeopardises sustainable development. Some damage is directly connected with the effects of military conflicts, made worse by past economic sanctions. Drought and desertification, climate change and land degradation are reducing available arable lands and affecting livelihoods. Water quantity is diminishing and water quality is deteriorating. Other challenges include solid and toxic waste, air pollution, and loss of biodiversity. Still others are due to climate change, poor management of natural resources and limited regional cooperation on trans-boundary water and environmental issues. Available data and trends indicate that Iraq's natural resources and ecological support systems are in serious decline and require urgent intervention. The cost of environmental degradation is estimated at US\$ 5.5 billion per annum, representing 6.5% of GDP.

Among the environmental issues faced by Iraq, drought is recognized as a serious disaster risk along with increased land degradation and increasingly limited supplies of clean water. During the last decade, severe droughts affected the whole country. All governorates are considered drought prone; some are currently experiencing drought, while others are considered highly vulnerable to it. Drought and poor land management have increased the intensity and frequency of sand

⁴⁶ Corruption and Integrity Challenges in the Public Sector of Iraq: An Evidence-Based Study, United Nations Office on Drugs and Crime, United Nations Development Programme Iraq, Central Statistical Office of Iraq, Kurdistan Regional Statistical Office, Commission of Integrity, January 2013.

and dust storms, as well as increased land degradation and the threat of desertification and their related socio-economic implications. These issues have a significant impact on agricultural production and food security in Iraq.

Map IV. Security incidents by governorate August 2011- August 2013



Iraq is located in a seismically active zone at the North-eastern borderline of the Arabian Plate. The territory of Iraq is not located on a dense cluster of recent earthquake epicenters but the geodynamic configurations show a medium to high seismic risk with Kurdistan cities and the governorate of Wassit particularly exposed.

The challenges of conflict and potential conflict and of the deterioration of the environment and its natural resources have a disproportionate impact on vulnerable groups. These challenges must be addressed by actions to address root causes and hazard risk. Participatory prevention and mitigation strategies must be designed and implemented at all levels, especially at the national level and in heavily affected or at risk communities. Iraq must build community preparedness and capacities for resilience in the face of natural and man-made hazards, as well as institutional capacities for early warning, disaster risk reduction, sustainable natural resources management and response. The government and civil society must be supported to collaborate for measures to build capacities and manage vulnerabilities. And each environmental problem must be addressed, while also considering their inter-connectedness through an ecosystems-based management approach.

2.6 The National Development Plan

The National Development Plan 2013-2017 is based on the principles of diversity, decentralization, green investment, empowerment, equal opportunity and decent work. The plan stresses the importance of reducing the development gap between urban and rural areas, making more sustainable investments in natural resources, and exploiting the relative potential of each region and governorate. The NDP fully integrates the Millennium Development Goals.

The NDP responds to many of the issues raised above and aims to contribute to building a stable, safe nation where citizens enjoy civil, economic, social, and environmental rights. It also aims to develop a diversified national economy, and strengthen governance for a federal decentralized system capable of generating equal opportunities in development, with the private sector and civil society as active partners.

The implementation of the plan will take into consideration environmental sustainability with the aim of achieving a green economy, as well as addressing spatial and rural/urban disparities.

A number of the strategic goals of the NDP correspond with mandates and capacities of the UN. These include:

Iraq's level of achievement of the Millennium Development Goals (MDGs)

Iraq has made significant progress toward achieving its MDG goals. Baghdad and the Kurdistan Region have achieved or are close to achieving several targets by 2015. Several other governorates remain below national average on almost all indicators. Across Iraq, the main challenges to achieving the MDGs are security, female participation, and corruption.

MDG 1: Eradicate Extreme Poverty. Since 1990 extreme poverty has been halved. However rural poverty is consistently higher than urban poverty. Food security is still a concern in some governorates.

MDG 2: Universal Primary Education. Net enrolment is still below the 1990 level. Discrepancies persist between urban and rural areas and males and females.

MDG 3: Promote Gender Equality. Iraq has made significant progress in women's participation but considerable inequality remains.

MDG 4: Reduce Child Mortality. The national target for 2015 is far from being achieved.

MDG 5: Improve Maternal Health. Iraq's maternal mortality ratio remains one of the highest in the region.

MDG 6: Combat HIV/AIDS, Malaria & Other Diseases. Iraq has made significant progress in reducing the incidence of tuberculosis. Knowledge about HIV is particularly low.

MDG 7: Ensure Environmental Sustainability. Achievement is hindered by increasing desertification, drought, higher soil salinity, and pollution. There has been little improvement in access to improved drinking water and sanitation facilities.

MDG 8: Develop a Global Partnership for Development. Iraq formerly received Official Development Assistance (ODA) representing 1.7% of Gross National Income, but bilateral aid accounted for 96% of this total, and it is now declining rapidly.

Reducing national poverty rates further: The NDP aims to reduce the percentage of the population living in poverty to 16%. Although poverty has decreased compared to 2007, as shown in the earlier analysis there are still very high levels of vulnerability particularly among women (in particular women in rural areas), children, youth, and displaced people. The new NDP provides specific measures to address the needs of most of these groups⁴⁷ and to include them in sustainable economic growth, for example by providing credit and loan opportunities for women, especially widows and female breadwinners.

Increasing education levels (net enrolment in primary, intermediate, and secondary schools to 95%, 45%, and 30%, respectively) and upgrading health services delivery: Improving educational opportunities and decreasing youth dropouts are identified as priorities to achieve these goals. Improving the accessibility of schools, especially for girls, requires the building of more school buildings. Improved teaching, more relevant vocational curricula and addressing cultural barriers to female education require support.

The NDP seeks to upgrade health services in terms of quality, capacity and coverage. It seeks to reduce infant mortality to 18 per 1000 live births and under-five child mortality to 24 per 1000, in addition to increase life expectancy to more than 70 years.

Broadening opportunities for women and youth: The NDP considers women's equitable participation in society as essential. The plan sets a national strategy for the advancement of women aimed at removing obstacles to their participation in development. This will involve providing support for and increasing the capacity of women to participate in policy and decision making processes. The improvement of female education is identified as the primary way to achieve these goals, for example, through compulsory primary education.

The NDP also addresses the issues of the very large national youth cohort. The main targets for youth set by the plan are in youth development and empowerment, reduction of youth unemployment, and development of values of citizenship and affiliation.

Combating desertification, strengthening water management, and ensuring more effective and environmentally sustainable agricultural policies: Improved management of natural resources and the protection of the environment is a national priority for reconstruction and economic recovery. However, gaps in data, compliance, and enforcement of environment legislation, as well as limited institutional coordination and capacities are significant limitations. The environmental justice system is weak, exacerbated by a lack of public participation in environmental issues.

Decreasing the unemployment rate to 6% in 2017 by actively supporting the role of the national employment policy: The NDP looks to improve the operation of the labour market and to provide a decent work environment for all. The NDP also seeks to raise awareness among youth about the need to reduce dependence on the public sector for employment and to encourage young women to participate in the labour force. It looks to establish a loan fund for youth projects to promote youth entrepreneurship and small businesses.

Strengthening and implementing decentralization policies that allow for further regional investment and overcoming regional and

⁴⁷ There are no specific measures proposed in the NDP for the displaced.

urban/rural development gaps: The NDP emphasizes the need to increase decentralization and local governance, setting out targets for regional development to reduce the gap between governorates and between urban and rural areas. It also aims to increase participation and decentralization in development management, increasing governorate-level investment spending and allocating 14% of total investments to regional development programmes.

Good Governance, rule of law, and human rights: The rule of law, human rights, and access to justice are seen by the new NDP as requiring considerable attention through consolidating the separation of powers, establishing mechanisms for translating human rights principles into reality, consolidating the independence of the judiciary, and promoting awareness of law in society.

Corruption is recognized to be a major challenge to public sector performance and efficiency, requiring targets for integrity, transparency, accountability, and anti-corruption. The NDP seeks to modernise and increase management efficiency of the public sector, and strengthen monitoring and accounting procedures related to public sector performance. It seeks to bolster the principle of shared planning, create public-private partnerships on service delivery and infrastructure, and increase the efficiency of the public administration.

Section 3: The UNDAF Priorities

The UN and GOI have agreed that the UNDAF will be framed explicitly as a strategy to build the legitimacy of Iraq's public institutions. It will also build the bonds between the state and its citizens, and among all elements of Iraqi society. In short, the UNDAF should contribute to building the institutions of state and the sense of nation. This will assist in strengthening social cohesion within Iraq. The Iraq UNDAF seeks to complement the NDP and contribute to the achievement of Social Cohesion by addressing two priority areas for 2015-2019:

- Improving the performance and responsiveness of targeted national and sub-national institutions
- Addressing acute vulnerability and participation gaps

The UNDAF has six outcomes, reflecting the changes in Iraq toward which the UNCT's contributions aim by 2019. These are described below, and are set out in Annex A: UNDAF Results Matrix.

3.1. Priority A: Improving the performance and responsiveness of targeted national and sub-national institutions

3.1.1 UNDAF Priority A. Outcomes:

The capacity of institutions and groups in Iraq to provide quality services on an equitable basis is perceived to be low. There is a widespread absence of trust in institutions of all kinds. These twin problems will be addressed by building the capacity of key institutions and groups to deliver better quality civic functions and basic services such as access to justice, primary health care and education in a consistent, transparent and accountable manner to all citizens, and especially deprived and vulnerable groups. This entails improving service delivery capacity and performance, especially at governorate and district level. It also entails using data to set performance standards and measure against them for improved transparency and accountability of local institutions, creating policy & legal frameworks for partnerships for service delivery; and providing a legal framework that enables and promotes civil society empowerment.

The strong decentralization emphasis of the UNDAF also aims to enhance national stability. From a stability perspective, more responsive and capable local governments will be better able to address causes of disaffection. From a political perspective, a priority for the UN Mission is to balance the relationship between the components of Iraqi society at the federal level. The equitable distribution of resources and the effective management of those at the sub-national level will be important in this regard.

Outcome A.1: Targeted government institutions capacities strengthened for accountability, transparency, and provision of equitable and quality services.

Working at the national level, the UN will seek to remove policy constraints to local government performance. It will promote greater allocation of resources to those sectors that address the needs of the vulnerable and deprived, especially women and youth.

The UN will support the reform of the social safety net, including the Public Distribution System, and the creation of a SPF that provides targeted support to the deprived and vulnerable.

It will also promote the rule of law and access to justice through the consolidation of the separation of powers and the promotion of the independence of the judiciary. It will support the reform of policies and laws that hamper access to justice and will promote awareness of laws and rights in institutions and society, and mechanisms for translating human rights principles into reality.

UN mapping and GOI statistics indicate clearly those governorates facing security, vulnerability and other delivery capacity issues. At the sub-national level the UN will provide support toward a substantial improvement in the quality and quantity of service delivery, through technical assistance for better management and substantive capacities, and greatly improved implementation of budgets. It will introduce gender-disaggregated budgeting.

The UN will promote standards of performance and systems for public accountability, including through a legal framework that enables and promotes civil society empowerment.

It will assist select ministries, governorates and districts to improve selection of civil service staff based on substantive job competencies, and build the capacities of serving staff through staff development programmes.

It will promote the adoption and implementation of a Strategic Action Plan for Durable Solutions for IDPs.

Corruption continues to be a major challenge, significantly affecting the performance of the public sector. Public trust is low. This hampers efforts to build a culture of public integrity. The UN will help improve the accountability and performance of select public institutions through developing laws, standards, and codes for public systems, including medicine, education, and environmental protection. It will assist those institutions to measure and report on performance against standards.

Requiring transparency from organisations means citizens must be able to assess how or if institutions are meeting standards and engaging in appropriate practices. The UN will promote civic and citizen voice, access and capacity to participate in institutional oversight by working with civil society groups, politicians and the government to draft and adopt a modern legislative policy framework for civil society. It will also promote the growth of civil society groups involved in social justice and promoting accountability mechanisms in government services.

The UN will support the development and adoption of policies and strategies to enable public-private partnership in quality basic service provision in line with global best practices. This will require the removal of legal barriers and the reform of policy and regulatory frameworks.

Great strides have been made in reducing poverty in Iraq, but there remain a number of areas with high levels of deprivation and vulnerability. Public services are often not allocated optimally, and they fail to reach those in greatest need, especially in rural areas.

The UN will partner with the government to more fully and effectively implement existing legislation and policies to increase equity and access to quality basic services. It will also promote the development and promulgation of new laws and policies to fill gaps. It will focus particularly on increasing utilization of quality basic services in the poorest districts and empower and mobilize communities for greater utilization of those services.

Outcome A.2.: Government capacity at national and sub-national levels enhanced for evidence-based decision making.

Iraq has a well-respected capacity for data collection and analysis, which forms strong basis for evidence-based decision-making. However, these capacities are not used optimally in policy-making, and consequently the allocation of resources and the design of services are often not targeted properly to address greatest need and achieve greatest impact.

The UN will work with national partners to assure that data is collected, analysed and used systematically in policy-making. It will focus on assuring that evidence-based decision-making and the subsequent allocation of resources and the design of services are targeted to address greatest need and achieve highest impact.

The UN will support the government to increase the number of laws and policies that are based on and support evidence-based studies and national surveys of good quality that are processed, analysed and disseminated following international standards. It will help address capacity gaps in evidence-based decision making, in financial management, human resources, policy and law, targeting of services, security, infrastructure, and information management systems.

Special attention will be given to promoting the allocation of national budget resources based on vulnerability analyses and prioritization strategies. It will promote changes in sectoral budget allocation to governorates responsive to gender and vulnerable groups. It will also support the use of sector specific evidence based monitoring and evaluation mechanisms.

3.2. Priority B: Addressing acute vulnerability and participation gaps

3.2.1. UNDAF Priority B Outcomes:

As used in the context of this Iraq UNDAF, promoting social inclusion refers to enhancing the capacity, understanding and ability of women, men, youth, boys and girls to reduce their vulnerabilities through active participation in the development of greater resilience, economic and livelihood opportunities, inclusion in decision-making processes, and civil society efforts to increase the accountability of the public sector. In each case, a corresponding development of institutional capacities and accountabilities will be promoted. Building both civil and institutional capacities for reduced vulnerability is the subject of the second UNDAF Priority and its Outcomes.

Outcome B.1.: Strengthened resilience through enhanced government and community disaster risk management capacities.

Iraq is beset by both natural and human-made disasters. Government currently lacks the integrated knowledge and capacities necessary to deal fully and effectively with the natural and human-made hazards faced by large segments of the population. Conflict, with its attendant disruptions and internal displacement, and natural hazards such as dust storms and climate change are significant factors retarding and temporarily reversing development. And, while it is likely that hazards will affect the country during the next five years, it is not possible to predict their timing, location and scope. A more robust capacity for resilience is required in Iraq.

By the end of 2019, women and men in the most vulnerable communities will have the necessary information and capacities to avoid the risks or mitigate the consequences of environmental disasters and other consequences of past poor environmental stewardship, while minimizing conflict and its consequences. Women and men in vulnerable communities will have the necessary information and capacities to anticipate and address social tensions, minimize the impact of conflict and draw on community and state capacities for resilience.

The UN will support the creation of integrated capacities for resilience, through a national disaster management strategy, enhanced resource allocation for disaster management for all governorates, and tailored responses to specific patterns of conflict, environmental hazards and climate change.

The UN will assist in the development, enactment and implementation of a national Disaster Risk Reduction legal framework and the capacities required to support it. It will also work in key governorates known to be at greatest risk for natural or human-made hazards to develop Disaster Risk Reduction preparedness plans and response capacities.

The UN will support enhanced and improved early warning systems and institutions, the development and implementation of disaster risk reduction policies and frameworks, climate change adaptation policies and frameworks, and awareness raising efforts focusing on risk preparation and response in affected and vulnerable communities.

The UN will assist governorates in implementing the planned national early warning system, through the creation and operation of a number of Governorate Early Warning Systems. In those governorates, it will also support implementation of early action responses to alerts from the Early Warning Systems.

It will help build community empowerment to act effectively on the information from early warning, through capacities for risk preparedness and response. The UN will develop and replicate models for community capacity building.

At the end of the UNDAF period, the UN will look to have supported the creation of a working national Early Warning System, and a number of disaster mitigation and recovery strategies under implementation.

Outcome B.2.: Economic and livelihood opportunities increased for women and youth in both public and private sectors.

Women and youth, along with girls, comprise the most deprived and vulnerable groups in Iraqi society. Women's participation in employment is particularly low, and the numbers of unemployed among the very large youth cohort are extremely high. Affirmative measures are required to increase educational levels, develop skills needed for employment and promote job creation for these two groups.

The UN will support the creation, adoption and implementation of integrated policies, strategies and programmes to promote decent work for young women and men. It will engage in a number of programmes to reduce the unemployment rates of adult women and youth and assist government to track progress through the availability of age and gender disaggregated data by sector (private and public).

The public sector is the predominant employer in Iraq. Though female employment in the public sector is high, it is concentrated at the lower levels. There are also limited opportunities in the public sector for youth. The UN will assist government in increasing participation of women and youth in the public sector, by expanding the number of jobs open to newly skilled women and youth while promoting the placement of women in senior level jobs.

The UN will promote enhanced income opportunities and increased productivity in the agricultural sector, where women and youth predominate.

The UN will also promote employability through addressing the constraints to higher rates of participation in intermediate level education, through increased participation of women and youth in targeted skills development programmes and access for women and youth to existing skills development and employment opportunities in the public and private sectors.

It will also promote the adoption and enforcement of a new labour law in line with international labour standards.

A strengthened Labour Market Information (LMI) and analysis system will be put in place and information disseminated on national labour market trends, with particular reference to vulnerable groups.

Outcome B.3: Increased inclusion of women and minority groups in decision making processes on development issues at national and sub-national levels.

Iraq has strong consultative traditions, but these do not normally include vulnerable and minority groups. Formal, modern systems perpetuate this exclusion, with serious consequences in terms of access to social resources, budgetary allocations, and other decisions. Social inclusion requires greater access to and participation in decision making bodies that affect the lives of women, youth, girls and boys, and minority groups.

The UN will support efforts to promote the preparedness of minorities, women and other vulnerable groups to influence local decision-making. It will promote their inclusion in traditional consultative mechanisms and in formal, modern systems.

It will support training of members of excluded groups to participate and serve in decision making positions, and increase their percentages in such positions in government, in parliament and provincial councils' decision making bodies and as officials in line ministries at national and governorate levels. It will promote laws and policies to increase participation and empowerment of vulnerable and minority groups in decision-making bodies. Full implementation of existing legal provisions for inclusion will be promoted.

The UN will also work to build support for the appointment of an equitable and proportionate number of individuals from vulnerable and minority groups in political decision making positions and key positions in public services functions (at national and governorates levels).

Advocacy to promote inclusion will encourage parties, civic groups and institutions to put forward members of excluded groups for decision-making positions.

It will also develop the capacity of excluded groups to support decision makers who work on their behalf.

Outcome B.4: Capacity of civil society strengthened to promote behavior change through raising awareness of social rights and issues among the vulnerable population and to advocate for government accountability, transparency and provision of equitable and high quality services

A legislative policy framework for civil society empowerment in accordance with international standards will be developed for adoption. Within the framework, civil society and other non-state groups will be accorded status and rights to information and participation necessary for them to promote accountability for responsive and quality service.

The UN will promote the full implementation of the policy, nationally and sub-nationally in its areas of engagement. It is at the district level that most citizens come in contact with government. UN efforts to help rebuild trust in public institutions will focus on this level in geographic areas of UN programming. There, it will promote transparency and accountability through the implementation of participatory and transparent budgeting processes based on equity principles to provide essential services. It will support civil society participation in local government processes. For instance, it will encourage civil society and NGOs to serve as judicial system watchdog groups.

It will support capacity building for civil society groups and public awareness for citizens in every substantive and geographic area of its work to enable them to promote accountability for deficiencies in services. And it will promote the growth of civil society groups involved in social justice and promoting accountability mechanisms in government services provision.

Many people in Iraq lack understanding of their rights to basic services, or how to obtain them. These services include those from rule of law institutions, food distribution, health, education, water and sanitation and housing. The UN will focus efforts to improve utilization of basic services by increasing this knowledge through targeted initiatives providing information on rights to basic services. It will also help government to track increased utilization.

Resulting increases in the utilization of basic services must be accompanied by improvements in service quality. Those using basic services will be provided information on service standards and quality benchmarks, and the UN will support user satisfaction surveys to gauge quality levels of services provided.

The UN will also promote the tracking and dissemination of information on budget allocations and spending to enhance the quality of services.

3.3. Other Priority Initiatives

The UN System provides technical assistance for development across a very wide range of critically important areas. The UNDAF Priority Areas represent a collective commitment of UN Agencies to undertake initiatives in support of a few focused national priorities. This allows the UNCT to concentrate UN development strategies and resources on a set of outcomes for which the membership of the UNCT has the combined capacities to make a strategic impact.

Work toward the UNDAF outcomes will constitute the bulk of the UN's operational activities in Iraq. However, every agency has a number of specialised programmes of importance to Iraq that extend beyond the UNDAF outcomes. These are often as important to national development as their work in the UNDAF Priority Areas, but as they involve only one agency, or are outside the collective focus, they do not need to be collectively managed through the UNDAF.

All UN operational activities for development in Iraq are priorities for the international community and the GOI. Activities beyond the UNDAF Priorities are essential to promote critical national capacities across a very wide range of activities. They are strongly supported by the UNCT, which will promote them for resource mobilisation.

3.4. Links to the Integrated Strategic Framework

The UNDAF sets out the UN's development commitments within a broader UN strategy for Iraq. The UN Assistance Mission for Iraq (UNAMI) and the UNCT agreed upon an Integrated Strategic Framework (ISF) around common priority objectives to consolidate peace and social cohesion. This Framework creates a common, focused direction for the human rights, political, humanitarian and development spheres of the UN's effort in Iraq. While the UNDAF should take a broad view of development programming, UNAMI offers a comprehensive view of the political endeavour. The two converge in the Framework's shared direction for peace consolidation. This is based on a recognition that in a transitional context, all public decisions and choices are political, affecting the interests of one group or another. This common Framework gives focus to the UNCT's work towards social cohesion. With UNAMI, the UNCT will seek to:

- i. increase protection of vulnerable groups, including women, youth, children, IDPs, refugees, minorities, and the poor;
- ii. promote the rule of law, to develop independent, effective institutions and processes which are responsive to the needs of the population;
- iii. enhance the capacity and accountability of Provincial Councils to deliver quality services to citizens;
- iv. support the creation of a political environment for consolidating peace;
- v. develop capacities that will promote peace-building behavioural changes and policy dialogue; and,
- vi. support the amelioration of relations between Iraq and its neighbours.

As a post-conflict transition support strategy, the outcomes of the new UNDAF complement the political work of UNAMI under the Integrated Strategic Framework (ISF). The UNDAF supports the building of social cohesion, through simultaneously building the relationship between the state and the people and relationships among the people, or put another way, through state building and nation building. The former, in substance, is the more traditional development endeavour. The latter has not to date been given strong emphasis but is particularly important given the situation in Iraq today. Combined, they are critical processes for post conflict transition.

3.5. The UN Development Group (UNDG) Programming Principles

The UNDAF outcomes are explicitly based upon the five UNDG programming principles, which frame UN responses to national priorities based on the UN system's common values and standards.

Human Rights Based Approach: The UNDAF design explicitly takes a Human Rights Based Approach (HRBA), with its two Priority Areas and its outcomes supporting rights holders (those who do not experience full rights) and/or duty bearers (the institutions obligated to fulfill the holders' rights) with the aim of achieving greater respect, protection and fulfillment of specific human rights. The logic of the HRBA is the logic of the UNDAF design.

Gender equality: Achieving gender equality and eliminating all forms of discrimination based on gender are mainstreamed throughout the UNDAF, and it also targets gender-specific interventions in areas such as political inclusion, education, employment, female-headed IDP households and gender-based violence. Based on the UN's mapping of vulnerabilities and deprivations, gender-specific interventions are central to the UNDAF's approach to addressing poverty. Young women receive special focus.

Environmental Sustainability: the deterioration of ecosystems and the preservation of critical ecosystem services are addressed in the UNDAF through a focus on risks and hazards in tandem with security-related risks. The UN will assist both affected communities and relevant institutions in preparing for, responding to, mitigating and adapting to the consequences of the chief environmental and security hazards facing Iraq. These include desertification, dust storms, land and water pollution and climate change. The regional dimension of these issues will be addressed, especially dust storms.

Results-based Management (RBM): informed by the lack of clearly demonstrable impacts at the outcome level through the previous UNDAF, careful efforts have been made to ensure that the UNCT's resources will contribute to a clear and logical chain of results from Agency-specific outputs through outcomes to MD/MDG-related national priorities. There are a limited number of tangible and specific outcomes for each Priority Area. These outcomes will make a significant difference in respect of development and stability. They can be achieved in 3-5 years. And they are outcomes in which the UN has a clear comparative advantage, and for which the UN can mobilize its own resources and those of government or donors. Significant attention has been given to Iraq-specific operational issues, risks and assumptions in the analytical work upon which the UNDAF is based (see Annex B). A limited number of outcomes and Indicators provide more clearly defined accountabilities for results. As described in Section 5 - Implementation, a more robust, nationally led system for performance monitoring and management has been put in place.

Capacity development: The central premise of the UNDAF is that the UNCT can best contribute to achieve defined outcomes toward the social cohesion of Iraq through the development of the capacities of individuals, communities and civic groups, and local and national institutions with regard to economic and social, and civil and political rights.

3.6. Iraq Consultations for the Post 2015 Agenda

In early 2013, the UN undertook broad consultations in Iraq as part of the global process to frame post-MDG goals. Consultations were clustered around four areas: poverty, growth and job creation; participation and political inclusion; basic services; and natural resources and environment.

The highest priority that emerged from groups across Iraq is the need for increased accountability and transparency in all parts of Iraqi society. Corruption is a core issue. Based in large measure on this clearly identified need, the UN and GOI have agreed that the UNDAF will be framed explicitly as a human rights-based strategy: building the capacity of institutions through developing laws, standards, and codes for public systems, including medicine, education, and environmental protection, which can assist those systems in gaining acceptance and trust by Iraqis. Requiring transparency from organisations means citizens must have access to the information necessary to assess how or if institutions are meeting standards and engaging in appropriate practices, and activities within the UNDAF will promote civic and citizen voice, access and capacity to participate in institutional oversight.

Section 4 – Estimated Resource Requirements

A provisional costing has been made of the resources required by members of the UNCT to achieve the outputs they have undertaken to provide toward the outcomes set out in the UNDAF Results Matrix (see Annex A). Collectively, these estimates cover the financial resources required by the UN system for its contribution to the achievement of each expected UNDAF Outcome. Each agency has identified the resources that it plans to contribute, both from its agency's regular budget and other available resources, and those additional resources that must be mobilised. The figures, while only indicative, are as accurate as possible at the time of the UNDAF drafting.

A total of US\$838 million is sought for the full implementation of the programmes proposed by the UNCT to achieve all of the UNDAF Outcomes. This amount is less than half of that sought for the previous UNDAF, reflecting both a more strategic focus of the UNDAF, and a realistic appraisal of the new and less favourable resource climate for development assistance for Iraq.

Of the total sought, some US\$136 million has already been secured by UNCT members through existing or planned agency contributions from core or regular resources or from existing contributions or pledges from bilateral and third party cost sharing, .

A total of US\$363 million is sought for programmes to improve the performance and responsiveness of targeted national and sub-national institutions (Priority A). Some 61% of this total Priority Area amount (US\$222 million) is required for the development of the capacities of public institutions, and especially for the strengthened provision of quality services. The remaining 39% or US\$140 million is proposed for the enhancement of systems and capacities to produce evidence-based decision making.

US\$475 million is sought to address acute vulnerability and participation gaps (Priority B). Strengthening of resilience through enhanced government and community disaster risk reduction capacities is costed at US\$176 million, or 37% of the overall cost of the Priority Area. This reflects the complexity and seriousness of conflict and environmental hazard and risk in Iraq, as well as the substantial efforts required to address them through broad-based institutional development and participatory community capacity building.

USD\$94 million (almost 20% of Priority Area B funding) is sought for the development of economic and livelihood opportunities for women and youth. This reflects the highly focused nature of the work proposed. US\$34 million (7%) is sought for increased inclusion of women and minority groups in decision making, given the highly targeted nature of the Outcome sought.

Conversely, the strengthening of the capacity of civil society to hold government accountable, promoting government transparency, accountability and the provision of high quality services is costed at US\$172 million (36% of the Priority Area B total). Civil society capacity is currently low, and it does not have a role in holding government to account. At the same time, government performance is perceived to be poor. Considerable efforts will be required to achieve the planned Outcome.

Where there is a gap between the indicative budget and the actual resources available to implement the commitments of the UNDAF, then the Resident Coordinator, on behalf of all UN agencies, will supplement agency efforts in fundraising for the UNDAF. Increasingly, the emphasis will be on developing and implementing strategies for joint resource mobilization by the UNCT through Trust Funds established for cost-sharing with national partners for achievement of strategic results in the UNDAF.

Resource commitments will continue to be made only in agency programme/project documents, according to the procedures and approval mechanisms of each agency.

The budget will be updated annually as part of the Annual Review process, and to reflect the shorter (or different) cycles of specialized and non-resident agencies.

Section 5 – Implementation

5.1 Operational Issues

Drawing on lessons learned, the UNDAF concentrates on a limited number of outcomes that will result in tangible results within a 3 -5 year period that will make a significant difference to Iraq's social cohesion. These will also be targeted geographically, and limited in scope to be realistically managed and monitored by the UNCT within its current size constraints. Wherever possible, groups of agencies will work in the same districts, to achieve the broadest possible impacts.

Marshalling the UN in this way to support Iraq more strategically and effectively to address a few, select development challenges requires a process of change within the UN Country Team. This involves a transition in programming to a more strategic, demand driven approach; greater coherence; a partial shift from uncoordinated downstream service delivery and upstream policy initiatives to an approach which links the two; and greater focus on results, accountability for results and cost efficiency. Key elements of this shift include:

A more consistent national ownership of the UNDAF

As a first priority, the UNCT and GOI have agreed to maximise ownership by the GOI and other national partners of the new UNDAF outcomes, and to shift the logic of the new UNDAF from one driven by the supply of resources to one driven by national demand. To create greater national ownership, the UNCT and government have agreed that at all levels they will jointly agree upon and actively provide consistent support to the UNDAF. National-UN management and monitoring structures will guide and adapt the common endeavor for achievement of planned results.

Twice a year, a high level policy dialogue between the GoI and the UNCT will assess the ongoing effectiveness and relevance of the partnership. This High Level Committee will also act as an UNDAF steering committee, comprised of senior government officials and the UN Heads of Agency. It will oversee UNDAF results, as reported regularly by a joint Programme Working Group. These structures will use a common system for information management and analysis built on an effective Monitoring & Evaluation (M&E) framework, utilized for evidence based policy and advocacy.

Using national execution and expertise to achieve impact with limited accessibility

Limits on mutual accessibility are major constraints for both UN and national partners, and they can severely constrain implementation, and impede monitoring of results. The UNCT has largely relocated into Iraq, but renewed insecurity since 2012 has limited movement in many areas.

In part in response to these difficulties in implementation, UN programmes will increasingly be nationally executed and staffed, with the UN providing technical advice and capacity building through programme-based support and responsive real time advisory services.

The bulk of UN engagement will be undertaken by multiple agencies in geographic clusters of programmes and common annual action plans. This will enable government and the UNCT to develop close and continuing relationships in which national partners execute and implement UN programmes. Evidence-based programming will focus UN efforts on those governorates and districts with greatest levels of insecurity, multiple deprivations and vulnerabilities.

Resources will be tightly targeted to simplify implementation and obtain maximum return on investment. Consideration will be given to the use of a 'platform approach' in which a limited number of UN agencies maintain a strong, common operational presence on the ground in such locations, closely linked with the governorate. Other UN agencies will be encouraged to use the operational support and programme management services of these 'platforms'.

Achieving national consensus on policy change within the UNDAF timeframe

Much of the planned programming under the previous UNDAF was dependent on changes in national policy and their implementation. However time frames for achievement of some policy changes proved too ambitious. Other policy changes were promulgated but implementation was delayed or problematic. Implementation of decentralised authorities proved especially difficult. Nevertheless, many stakeholders point to the need for promulgation and implementation of such reforms as a highest priority in establishing trusted and responsive public institutions.

In the new UNDAF, greater support is given to a more limited number of key reform processes, with longer term and more flexible time frames. In each reform area, the UN will work to support both policy formulation and implementation. Each

reform process also will be accompanied by robust and extensive processes of consultation, participation and advocacy. Popular will can change political dynamics, but only if given a consistent voice.

Adapting to the changed resource base

External sources of funding for Iraq's development have declined significantly during the past three years. Resource constraints require that the initial scope of the new UNDAF be significantly reduced from that of its predecessor. The UNDAF takes a demand-driven approach to a limited menu of priorities, with alternate scenarios for likely national circumstances. Outcomes have also been planned based on alternate resource scenarios: those that can be delivered with resources that are likely available, and those that would require additional resource mobilization. The UNDAF Results Matrix will be used as a resource mobilization tool.

National sources of funding of the UNDAF will be increasingly important. There is agreed to be scope and opportunity for national, regional and governorate level partnerships for UNDAF financing. National cost-sharing is being actively discussed and planned, building on recent experience with parallel financing. The UN and the Kurdistan Regional Government have established a Kurdistan Vision 2020 Joint Programming Facility. Several governorates have indicated interest in co-financing UN programmes.

Maintaining flexibility in geographic targeting

This UNDAF is premised on a scenario in which there is likely to be some ongoing conflict which seriously affects development initiatives in specific areas, and affects them to some lesser degree in others. Based on the experience of the past decade, it is unlikely that all of the country will be in conflict on a continuing basis.

Under this probable scenario, UN development initiatives must be localized at sub-national level, and must be flexible enough to shift from one area to another, as circumstances warrant. In part this is so that UN assistance can target relatively stable but deprived areas for development work, as well as work with the center, as and when conditions allow. The UN will also respond to the needs of communities and regions impacted by conflict and natural hazards and emergencies as they arise, and so will maintain a continuing humanitarian capacity which can be deployed to affected areas. It will also work to build capacity in government and society for effective emergency preparedness, management and recovery.

5.2 Governance of the UNDAF

High Level Committee

A joint High Level Committee has been formed by the UNCT and the Government of Iraq to provide the overall direction of the UN-GOI development partnership. This Committee, Co-Chaired by the Deputy Prime Minister and the Deputy Special Representative of the Secretary-General (Development & Humanitarian/UN Resident Coordinator) will meet every six months to review achievements and strategic management issues arising from the implementation of the UNDAF, and take decisions on any adjustments of direction and future areas of focus required to enable the partnership to achieve agreed results. Membership will consist of UN Heads of Agency, and high level representatives of the Ministry of Planning, the Ministry of Finance, the Prime Minister's Advisory Council (PMAC), and the Council of Ministers Secretariat (COMSEC).

Programme Working Group

The UNCT and GOI will jointly manage the UNDAF through a Programme Working Group comprised of all Agencies, Ministries and other partners contributing to the achievement of the UNDAF outcomes and sub-outcomes. The group will be responsible for managing the collective effort toward outcome achievement. It will rely on regular inputs from a Monitoring and Evaluation (M&E) Group for evidence-based decision-making. It will report every six months to the High Level Committee and, where necessary, it will propose revisions of strategies or outcomes to the High Level Committee

Trust Fund and Joint Programme Groups

The UNCT has entered into agreements at national and regional levels for the joint funding of agreed development activities through trust funds. It is anticipated that additional trust funds will be established, including at governorate level. Joint government-UN groups will be established for the governance of each of these funds. The groups will be responsible for management of implementation, and allocation of resources, toward fund objectives. As the objectives of the funds should be consistent with the UNDAF outcomes, these groups may be sub-sets of the Programme Working Group.

Multi-agency groups will also be formed with national partners on an ad hoc basis. They may be organized whenever several agencies are working on Joint Programmes around common sub-outcomes or outputs, or collaborating in specific geographic areas. These will be operational groups for implementation management, and they will be responsible for achievement of the programme goals.

5.3 Progress reporting and review of the UNDAF

UNDAF Annual Reviews and Mid-term Review

A Joint UN-GOI UNDAF review will be undertaken annually. The review process will examine overall progress towards results, take stock of lessons learned and good practices that feed into the annual planning processes and commitments for the coming year, and raise issues and proposals for decision by the High Level Committee. It will be aligned with the timing of the review of the National Development Plan, to the extent possible. UN agency-specific annual review processes will be timed to contribute to the UNDAF annual review.

The annual review will be used for continuous planning, thus ensuring the UNCT's responsiveness to a changing environment in the transition settings which characterizes Iraq.

The UNDAF annual review process will be based on reporting, with proposals for decision by the High Level Committee, from the Programme Working Group. In order to facilitate the UNDAF annual review process, the UNCT will engage with national review mechanisms for monitoring the national development priorities through the M&E Group, using the results matrix and M&E plan as the basis for joint monitoring of outcomes for each Priority Area, along with programme partners.

The annual review of 2017, the third year of UNDAF implementation, will serve as a mid-term review.

The UNDAF Progress Report

A single UNDAF progress report will be produced during the UNDAF cycle, with the timing to be agreed between the UNCT and national authorities. The UNCT will report to national authorities on progress towards the outcomes of the UNDAF results matrix. The report will specify how the outputs produced by the UN or specific UN-supported projects and programmes contribute to progress in achieving the outcomes of the UNDAF results matrix.

For assessing progress towards outcomes the UNCT and government rely on indicators, largely drawn from national systems. The UNCT will determine how far outputs have been achieved and how far they are likely to contribute to the outcomes. UN agencies and their partners remain accountable for performance of individual projects and programmes.

Should significant changes occur in national circumstances or priorities or in UN capacities during the UNDAF cycle, the UNCT, in consultation with government and other key partners, may produce more than a single UNDAF progress report, as a basis for reorientation or reformulation of the UNDAF.

Section 6 – Monitoring and Evaluation

The UNCT and partners will monitor and report on UNDAF achievements and implementation issues on an ongoing basis, using a simplified set of target indicators. A Monitoring and Evaluation Group (M&E Group) was reconstituted in January 2014. It participated actively in the design of the UNDAF and was responsible for the identification and refinement of the UNDAF indicators which it will now monitor. This multi-Agency group of M&E and senior programme staff is co-chaired by the UN Integrated Coordination Office for Development and Humanitarian Affairs (ICODHA) and the Iraq Ministry of Planning (MOP).

The M&E Group is responsible for proposing and refining Indicators for the UNDAF Outcomes and sub-Outcomes (including Outcomes of Trust Funds), monitoring and evaluating progress toward their achievement, and recommending remedial actions to the Programme Working Group and the High-Level Committee. It tracks progress towards the results agreed in the UNDAF Results Matrix, and checks if the assumptions made and risks identified at the design stage are still valid or need to be reviewed. At the annual review (or more frequently, as needed) it makes proposals to the UNCT and implementing partners to make mid-course corrections as an integral part of programme management.

The M&E Group will provide regular assessments of progress towards the Outcomes in the Results Matrix. Throughout the UNDAF cycle it will continue to identify partners' capacity development needs, particularly for data collection, analysis, monitoring and reporting. It will provide results-based reporting on UNDAF achievements. Every agency will allocate a portion of the time of its M&E staff to UNDAF monitoring.

6.1 The Monitoring & Evaluation (M&E) Plan

The UNDAF M&E plan was designed with the full involvement of government and other partners, at the same time as the Results Matrix, which is the basis of the M&E plan. It highlights mechanisms or modalities for monitoring the achievement of sub-Outcomes and the contribution towards achievement of Outcomes. Most of the data for the indicators on results are drawn from national systems. Where data from national systems is not available, it is drawn from ongoing or a planned series of UN sponsored studies. Each UN agency is responsible and accountable for monitoring and evaluating respective programme outputs and contribution to UNDAF Outcomes, while strengthening existing national M&E systems and mechanisms. The M&E plan also identifies major gaps in terms of required data and spells out how these gaps are to be filled.

Evaluation

An independent evaluation of the UNDAF will take place by the end of 2018 (the penultimate year of the cycle) to assess the relevance, efficiency, effectiveness, impact and sustainability of the UN system's contribution. It will determine whether the UNDAF results made a worthwhile contribution to national development priorities, and the coherence of UNCT support. The UNCT and government will agree on the arrangements for conducting the UNDAF evaluation. The findings from the evaluation will guide the UNCT's analytical contribution and the strategic planning of the subsequent UNDAF.

Annex A. UNDAF Results Matrix

UNDAF Theme: SOCIAL COHESION					
UNDAF Priority A: Improving the Performance and Responsiveness of targeted national and sub-national institutions					
OUTCOMES	INDICATORS, BASELINE, TARGETS	MEANS OF VERIFICATION	RISKS AND ASSUMPTIONS	KEY PARTNERS	INDICATIVE RESOURCES (USD million)
<p>Outcome A.1: Targeted government institutions capacities strengthened for accountability, transparency, and provision of equitable and quality services.</p>	<p>1.1. Indicators of national budget performance:</p> <ul style="list-style-type: none"> Percentage of budget allocation increased to: health, education, water, sanitation, and housing, rule of law, food security, environmental sustainability management and women and youth issues. <p><i>Baseline:</i> 2011 Iraq budget execution rates by Ministry (IQD billions)</p> <ul style="list-style-type: none"> - Health - Allocated: 5,722 Executed: 3,358 (59%) - Education – Allocated: 7,583 Executed: 5,794 (76%) - Water Resources - Allocated: 1,594 Executed: 835 (52%) - Housing and construction - Allocated: 1,043 Executed: 687 (65%) - Electricity - Allocated: 4,951 Executed: 1,262 (25%) - Environment - Allocated: 68 Executed: 48 (71%) - To high poverty governorates <p><i>Target:</i> High poverty governorates are prioritized and receive a higher budget allocation percentage by sector.</p>	<ul style="list-style-type: none"> GoI Ministry of Planning, Council of Representatives (CoR) Budget, sector records, and financial and budget records 	<ul style="list-style-type: none"> Armed conflict and social unrest do not escalate to a level that would force GoI to prioritize security interventions over the development sector Political environment in the country facilitates timely allocation and approval of the budget by CoR. CoR allocates budget based on levels of poverty, vulnerability and equity gaps 	<ul style="list-style-type: none"> All relevant UN agencies 	<p>Total 222.068 (Secured: 43.932)</p> <p>WFP: 11 (Secured: 0) UNDP: 66 (Secured: 6.1) UNICEF: 31.9 (Secured: 0) UNFPA: 11 (Secured: 5.5) ILO: 4 (Secured: 0.2)</p>
					<p>UNHCR: 32.5 (Secured: 9.163) UNESCO: 18.703 (Secured: 2.028) WHO: 1.065 (Secured: 0.71) UNODC: 30 (Secured: 4.5) UNEP: 4.2 (Secured: 4.2) ESCWA: 0.2 (Secured: 0.03) IOM: 11.5 (Secured: 11.5)</p>

	<p><u>Target:</u> 80% of budget executed by each prioritized sector.</p> <ul style="list-style-type: none"> Budget execution rate at governorate level increased. <p><u>Baseline:</u> 2011</p> <ul style="list-style-type: none"> Anbar 100% Babil 41% Baghdad 48% Basrah 8% Diyala 34% Kerbala 57% Kirkuk 37% Missan 47% Muthanna 76% Najaf 78% Ninewa 24% Qadissiya 61% Salah al Din 84% Thi-Qar 71% Wassit 65% Kurdistan Region 100% <p><u>Target:</u> 80 % by 2019 especially governorates with budget execution rates currently below 60%.</p> <p><u>Target:</u> GoI publishes detailed budget annually (revenue and expenditure)</p> <ul style="list-style-type: none"> Gender responsive budgeting introduced in governorates <p><u>Baseline:</u> 2014 TBD</p> <p><u>Target:</u> 3 by 2016 and 5 by 2019</p> <p>1.2. Indicators of service quality</p> <ul style="list-style-type: none"> Neonatal mortality rate <p><u>Baseline:</u> TBD</p> <p><u>Target:</u> TBD</p>	<ul style="list-style-type: none"> MICS and Central Statistical Office records GoI Ministry of Planning, CoR Budget and Sectors records financial and budget records GoI Ministry of Planning, CoR Budget and Sectors records financial and budget records IKN and MICS records 	<ul style="list-style-type: none"> Ministry of Planning and Central Statistical office is able to published annually budget execution rate by sector and governorate GoI sectors have the required capacities to timely, efficiently and effectively execute at least 80% of the allocated budget Relevant Sector Ministries and Central Statistical office are able to gather data and information required for the verification of progress in timely manner. 	<ul style="list-style-type: none"> All relevant UN agencies, CoR and GoI various sector All relevant UN agencies, CoR and GoI various sector 	
--	--	---	--	--	--

	<ul style="list-style-type: none"> • Timely accesses to Justice Service at national and sub-national level is published and disaggregated by sex and population group. <p><i>Baseline:</i> currently several laws and policies hinder access to justice. <i>Target:</i> Three laws, policies and strategies adopted and implemented to ensure effective and efficient justice system</p> <ul style="list-style-type: none"> • Infant Mortality rate per 1,000 in high poverty governorates improved. <p><i>Baseline:</i> 32 per 1,000 <i>Target:</i> 26 per 1,000.</p> <ul style="list-style-type: none"> • Under five mortality rate per 1,000 <p><i>Baseline:</i> 37 per 1,000 <i>Target:</i> 34 per 1,000</p> <ul style="list-style-type: none"> • Percent of Budget allocated to women RH and FP programme at national & governorate level <p><i>Baseline:</i> TBD <i>Target:</i> Increase by 50%</p> <ul style="list-style-type: none"> • Percent of Health Facilities offering RH / FP package <p><i>Baseline:</i> 15 % 2014 <i>Target:</i> 50% 2019</p> <ul style="list-style-type: none"> • Percentage of men, women, boys and girls assessing the quality of services as good. <p><i>Baseline:</i> 2011 Iraq Knowledge Network (IKN) survey - Education 45.1% - Drinking water: 35.4%</p>	<ul style="list-style-type: none"> • GoI Justice office and CoR records • Ministry of Planning and CSO records • IKN and MICS records • Ministry of Planning and CSO records • Ministry of Health records • IKN and MICS records 	<ul style="list-style-type: none"> • Relevant Sector Ministries and Central Statistical office are able to gather data and information required for the verification of progress against each targets in timely manner. • GoI and UN finance the IKN and MICS 	<ul style="list-style-type: none"> • All relevant UN agencies, GoI various sector • All relevant UN agencies, and GoI various sector 	
--	--	--	---	--	--

	<p>- Sanitation: 22.7%</p> <p>- Garbage collection: 27.4%</p> <p>- Electricity: 7.6%</p> <p>- Health Care: 16.7%</p> <p>- Justice System: 32.6%</p> <p><u>Target:</u> Two Iraq Knowledge Network (IKN) surveys conducted in 2016 and 2019 show 50% satisfied, in each sector</p> <p>1.3. Indicators of Good Governance</p> <ul style="list-style-type: none"> • Corruption in public sector reduced <p><u>Baseline:</u> Iraq ranked 171 of 177 countries by TI in 2013</p> <p><u>Target:</u> Maintain the 2014 corruption index level in 2015, and improve it to a level comparable to countries of similar status to Iraq by end of 2019</p> <ul style="list-style-type: none"> • Free, fair and non-violent elections at national and sub-national levels conducted by IHEC and validated by national and international election monitors. <p><u>Baseline:</u> None registered through BVR in 2014</p> <p><u>Target:</u> Near 100% of eligible citizens registered through Biometric Voter Registration (BVR) by 2018</p> <p><u>Baseline:</u> 62% voter turnout in the 2010 CoR elections</p> <p><u>Target:</u> 70% voter turnout in the 2018 CoR elections</p> <p><u>Baseline:</u> IHEC – Civil Society Platform is dormant</p> <p><u>Target:</u> IHEC – Civil Society Platform used for ongoing dialogue on elections</p>	<ul style="list-style-type: none"> • Transparency International (TI) reports • IHEC Reports and Documents • International Observer Missions • Civil Society Reports and Statements 	<ul style="list-style-type: none"> • GoI effectively implement anti-corruption measures, and institutions of integrity (Board of Supreme Audit, Integrity Commission, Inspector General and Judicial) are able to function freely. • Independent High Electoral Commission (IHEC) able to function without interference on their duties. Election environment merely free of intimidation for voters to vote freely without threat. Media freedom exists and Civil Society Organizations are able to conduct civic education in a neutral manner to encourage higher voter turnout rate. 	<ul style="list-style-type: none"> • All relevant UN agencies, and GoI various sector • IHEC, UNDP, UNAMI- EAD and Civil Society Organizations involved in democratic election process 	
--	--	--	--	--	--

OUTCOMES	INDICATORS, BASELINE, TARGET	MEANS OF VERIFICATION	RISKS AND ASSUMPTIONS	KEY PARTNERS	INDICATIVE RESOURCES (USD million)
<p>Outcome A.2: Government capacity at national and sub-national levels enhanced for evidence-based decision making.</p>	<p>2.1. Number of governorates using statistics disaggregated by gender and age <i>Baseline:</i> TBD <i>Target:</i> all governorates</p> <p>2.2. Labour Market Information (LMI) disaggregated at governorate level <i>Baseline:</i> TBD <i>Target:</i> TBD</p>	<ul style="list-style-type: none"> • Iraq Central Statistical Office data-base • Labour Market Information (LMI) Reports 	<ul style="list-style-type: none"> • GoI Ministry of Planning and Central statistical Office with development partners information management support • GOI and relevant UN agencies are able to fund and conducts the LMI in timely manners 	<ul style="list-style-type: none"> • All relevant UN agencies, and GoI Ministry of Planning and Central Statistical Office (CSO) • ILO and GoI relevant sectors 	<p>Total 140.845 (Secured: 44.288)</p> <p>WFP: 4 (Secured: 0) UNDP: 97 (Secured: 26.945) UNICEF: 13 (Secured: 0) UN Women: 2 (Secured: 0) UNFPA: 3.5 (Secured: 2) UNHCR: 0.05 (Secured: 0.01)</p>
	<p>2.3. Percentage of laws passed in Parliament and Governorate Councils which cite and are supported by evidence-based studies. <i>Baseline:</i> TBD <i>Target:</i> 80% of laws passed in the parliaments and Governorates Council use data and information from Iraq Knowledge Network (IKN) Survey, Monitoring of Results for Equity System (MORES-UNICEF) results and Multiple Indicators Clusters Survey (MICS) results, poverty analysis results, Iraq Households Socioeconomic Survey (IHSES) and other sources to inform their decision choices.</p> <p>2.4. Budget allocation to sectors and governorates is informed by poverty levels for each governorate. <i>Baseline:</i> TBD <i>Target:</i> governorates with greater poverty receive higher budget allocations</p>	<ul style="list-style-type: none"> • GoI CoR (Parliament) and Governorate Councils records, • GoI Ministry of Planning (MoP) and CoR budget allocation records. • Poverty analysis reports 	<ul style="list-style-type: none"> • GoI CoR (Parliament) uses available and credible evidence in their polices formulation • Poverty statistic and information are made available by GoI and its development partners including UN agencies 	<ul style="list-style-type: none"> • GoI CoR and all relevant UN agencies • All relevant UN agencies, and GoI Ministry of Planning and Central Statistical Office (CSO) 	<p>UNESCO: 19.36 (Secured: 14.312) WHO: 0.735 (Secured: 0.49) UNEP: 0.5 (Secured: 0) ESCWA: 0.2 (Secured: 0.03) IOM: 0.5 (Secured: 0.5)</p>

	<p>2.5. National youth and population councils secretariat is activated at national and governorate levels</p> <p><u>Baseline:</u> National : 3 (2014) Governorate: 2 (2014)</p> <p><u>Target:</u> National 3 (2014) Governorate : 5 (2019)</p>	<ul style="list-style-type: none"> • Multisectoral Action Plans at national & governorate levels on Youth, Women and Population 	<ul style="list-style-type: none"> • Multi-sectoral High Commission / Council on Youth, Population & Women Empowerment 	<ul style="list-style-type: none"> • All relevant UN agencies, Ministry of Planning, Min of Youth & Sports, State Ministry of Women Affairs 	
--	---	--	---	--	--

UNDAF Priority B: Addressing Acute Vulnerability and Participation Gaps

OUTCOMES	INDICATORS, BASELINE, TARGET	MEANS OF VERIFICATION	RISKS AND ASSUMPTIONS	KEY PARTNERS	INDICATIVE RESOURCES (USD million)
<p>Outcome B.1: Strengthened resilience through enhanced government and community disaster risk management capacities.</p>	<p>1.1. Losses of lives and economic assets caused by disaster are reduced. <i>Baseline:</i> TBD <i>Target:</i> Disaster losses data-base established for Iraq by 2015. <i>Target:</i> Draft National Disaster Risk Reduction (DRR) Law approved by Legal authority (Shura Council).</p> <p>1.2. Number of governorates with DRR preparedness plans, including functional Early Warning Systems, for natural and man-made disasters. <i>Baseline:</i> None in 2013 <i>Target:</i> Three disaster-prone governorates in 2014. <i>Target:</i> National multi-stakeholder coordination mechanism for DRR functioning in 2015. <i>Target:</i> Urban disaster risks reduced by 2016 through “Making Cities Resilient” campaign. <i>Target:</i> Ministry of Displacement and Migration MoDM DRR capacities strengthened by 2015. <i>Target:</i> National Early Warning System strengthened in partnership with the Meteorological Department and key stakeholders, by 2016.</p> <p>1.3. Number of IDPs and Informal settlers in the Iraqi governorates is reduced <i>Baseline:</i> 2014 figures <i>Target:</i> Number of IDPs and residents of informal settlements reduced, especially in disaster-prone governorates.</p> <p>1.4. Number of governorate with</p>	<ul style="list-style-type: none"> • Ministry of Displacement and Migration (MoDM) and Central Statistic Officer Records • GoI relevant Ministries and Governorates Records • Ministry of Displacement and Migration (MoDM) and Central Statistic Officer Records • MODM, MoP, MoH, MoE, MOYS, 	<ul style="list-style-type: none"> • GoI and relevant partners including UN are able to quantify lost to disasters (human lives and economic lost) • Disaster losses database established by GoI • GoI and relevant development partners invest in DRR robust Early Warning System for both natural and man-made disasters. • IDPs and informal settlement data are available and updated on regular basis by GoI 	<ul style="list-style-type: none"> • MoDM , CSO, UNDP, UN HABITAT and ISDR • MoDM , CSO, UNDP, UN HABITAT and ISDR • MoDM , CSO, and UN HABITAT 	<p>Total: 175.470 (Secured: 13.504) WFP: 6 (Secured: 0.0) UNDP: 43 (Secured: 7.3) UNICEF: 28.6 (Secured: 0) UN Habitat: 5 (Secured: 0) FAO: 69 (Secured: 0.6) UN Women: 0.3 (Secured: 0.05) UNHCR: 1.55 (Secured: 0.293) UNESCO: 7 (Secured: 0) WHO: 2.82 (Secured: 1.88) UNEP: 8 (Secured: 1.32) ESCWA: 0.2 (Secured: 0.061) IOM: 4 (Secured: 2)</p>

	Contingency Preparedness Plans, and addressing Women, children & youth vulnerabilities <i>Baseline:</i> TBD <i>Target:</i> : 4 governorates	SMoWA, SCOs			
OUTCOMES	INDICATORS, BASELINE, TARGET	MEANS OF VERIFICATION	RISKS AND ASSUMPTIONS	KEY PARTNERS	INDICATIVE RESOURCES (USD million)
Outcome B.2: Economic and livelihood opportunities increased for women and youth in both public and private sectors.	<p>2.1. Unemployment disaggregated by gender and age: <i>Baseline</i> 2011 IKN Women (age 15 +): 20.7% Men (age 15 +): 9.2% Young men (15-29): 15.5% Young women (15-29): 33.3% <i>Target:</i> Unemployment among women and youth reduced by 50%</p> <p>2.2. Percent of employment in the private sector disaggregated by age, gender <i>Baseline:</i> 2011 Women (age 15 +): 39.3% Young women (15-29): 58.3% Men (age 15 +): 62.2% Young men (15-29): 71.4% <i>Target:</i> 20% average increase from 2011 baseline (IKN)</p>	<ul style="list-style-type: none"> • IKN, IHSES, MICS, LMI, Youth Survey • IKN 	<ul style="list-style-type: none"> • Up to-date annual employment data disaggregated is available • Up to-date annual employment data from private-sector disaggregated is available • GoI employ effective labour market strategy to increase women and youth employment opportunities. 	<ul style="list-style-type: none"> • GoI, ILO, UNDP, UN Women, and UNESCO • GoI, ILO, UNDP, UN Women, and UNESCO 	<p>Total: 94 (Secured: 8.37) UNDP: 26 (Secured: 6.6) UNICEF: 4 (Secured: 0) FAO: 10 (Secured: 0.3) UN Women: 2 (Secured: 0.07) ILO: 23 (Secured: 0.4) UNESCO: 16 (Secured: 0) IOM: 8 (Secured: 0) UNIDO: 5 (Secured: 1)</p>

OUTCOMES	INDICATORS, BASELINE, TARGET	MEANS OF VERIFICATION	RISKS AND ASSUMPTIONS	KEY PARTNERS	INDICATIVE RESOURCES (USD million)
<p>Outcome B.3: Increased inclusion of women and minority groups in decision making processes on development issues at national and sub-national levels.</p>	<p>3.1 Percent of Women and minority group members represented in key parliamentary committees at national level <i>Baseline:</i> Women members of key parliamentary committees: TBD <i>Baseline:</i> Minority group members of key parliamentary committees: TBD <i>Target:</i> TBD</p> <p>3.2 Percentage of Women and minority group members of Governorate Councils <i>Baseline:</i> TBD <i>Target:</i> TBD</p> <p>3.3 Numbers of women and minority group members heading Governorate Councils. <i>Baseline:</i> TBD <i>Target:</i> TBD</p> <p>3.4 Number of Youth Parliaments and Councils constituted at governorate level <i>Baseline:</i> : National : 0 (2014) Governorate : 2 (2014) <i>Target:</i> National : 1 (2019) Governorate : 6 (2019)</p> <p>3.5 Percent of Youth (Female/Male) engaged/participating in Local SCOs <i>Baseline:</i> : Male : TBD Female : TBD <i>Target:</i> Increase by 30 %</p>	<ul style="list-style-type: none"> • GoI CoR (Parliament) records • GoI Governorate Councils records • Governorate Councils records. • Ministry of Youth reports, Governorate Councils records • Nat. Youth Survey 2 	<ul style="list-style-type: none"> • GoI and relevant development partners including UN agencies develop and implement pro women strategies to enhance women and minority group involvement in CoR committees at national • GoI and relevant development partners including UN agencies develop and implement pro women involvement strategies to enable women and minority group representation and to head Governorate Council. • MoYS, MoP, Governors, Youth CSOs, relevant UN agencies • MoYS, MoP, Governors, Youth CSOs, relevant UN agencies 	<ul style="list-style-type: none"> • GoI CoR, and Pro women and minority group advocates including relevant UN agencies 	<p>Total: 33.639 (Secured: 4.3) UNDP: 24.5 (Secured: 2.75) UNICEF: 3 (Secured: 0) UN Women: 0.35 (Secured: 0.05) UNFPA: 2.5 (Secured: 1) UNESCO: 2.789 (Secured: 0) IOM: 0.5 (Secured: 0.5)</p>

OUTCOMES	INDICATORS, BASELINE, TARGET	MEANS OF VERIFICATION	RISKS AND ASSUMPTIONS	KEY PARTNERS	INDICATIVE RESOURCES (USD million)
<p>Outcome B.4: Capacity of civil society strengthened to promote behavior change through raising awareness of social rights and issues among the vulnerable population and to advocate for government accountability, transparency and provision of equitable and high quality services</p>	<p>4.1. Press freedom index ranking for Iraq improved. <i>Baseline:</i> Rank 2014: 153 out of 180 countries <i>Target:</i> Press freedom index improved to level comparable to countries of upper middle income level.</p> <p>4.2. Number of Civil Society Organizations (CSO) involved in electoral civic education campaigns. <i>Baseline:</i> TBD <i>Target:</i> Number of CSOs active in election year</p> <p>4.3. Number of Civil Society Organizations rating elections at national and sub-national level on freedom, fairness and transparency of the election. <i>Baseline:</i> TBD <i>Target:</i> 100 % of CSOs involved in election</p> <p>4.4. Percent of men & women (Young & Adult) who tolerate Violence against women. <i>Baseline:</i> TBD <i>Target:</i> Decrease by 20%</p> <p>4.5. Enrolment rate of Adolescents Girls in Intermediate & Secondary schools <i>Baseline:</i> TBD <i>Target:</i> Increase by 30%</p> <p>4.6. Percent of Girls married before</p>	<ul style="list-style-type: none"> • Reporters Without Borders rankings • IHEC records • IHEC records • I-WISH 2 survey • Youth Survey 2015, I-WISH 2 survey, MICS • I-WISH 2 survey 	<ul style="list-style-type: none"> • GoI creates enabling environment for Media and CSO to operate within legal and ethical boundaries. • GoI election law and polices facilitated CSO involvement in democratic election processes • CSO have the capacity to participate and rate election freedom, fairness and transparency at national and sub-national levels. • MOP / Central Statistical Office, MoH, SMoWA • MOP / Central Statistical Office, MoH, 	<ul style="list-style-type: none"> • UNDP, IHEC, UNOPS, UNAMI and Iraqis CSO 	<p>Total: 171.901 (Secured: 21,998) WFP: 3 (Secured: 0) UNDP: 32 (Secured: 6) UNICEF: 32 (Secured: 0) UN Habitat: 11.35 (Secured: 0) UN Women: 0.2 (Secured: 0.01) UNFPA: 3 (Secured: 1.5) ILO: 11 (Secured: 0.3) UNHCR: 73.241 (Secured: 10.817) UNESCO: 2 (Secured: 0) WHO: 2.01 (Secured: 1.34) ESCWA: 0.1 (Secured: 0.031) IOM: 2 (Secured: 2)</p>

	<p>age of 15 years and 18 years</p> <p><i>Baseline:</i> 5.5 % (before 15years) 22 % (before 18years)</p> <p><i>Target:</i> Reduced by 15%</p> <p>4.7. Adolescents Fertility Rate.</p> <p><i>Baseline:</i> 88/1000 (2012)</p> <p><i>Target:</i> decrease by 20%</p>	<ul style="list-style-type: none"> • Youth Survey 2015, I-WISH 2 survey, MICS 	SMoWA		
--	---	--	-------	--	--

Annex B. Synopsis of the Country Background Synthesis Report

Given the significant changes in national circumstances since the previous UN Development Assistance Framework (UNDAF) was drafted in 2009–2010, and the launch in 2013 of a new National Development Plan (NDP) and a Vision 2020 Plan for the Kurdistan Region-Iraq, the UNCT and its national partners agreed that a new UNDAF should be developed for the period 2015–2019. As a first step in preparing for a new UNDAF, a country assessment process was launched by the UN Country Team (UNCT) and the UN Resident Coordinator's Office in August 2013.

Given the availability of extensive, existing national data series and assessments, the UNCT decided that it was not necessary to produce a comprehensive Common Country Assessment. Instead, it was agreed to produce a discreet set of analyses addressing gaps and areas of particular concern for the UN.

The process led to the production of a Country Background Synthesis Report⁴⁸, which presents an analysis of the prevailing and projected socio-economic context in Iraq. The synthesis is built on a series of thematic analytical reports on Iraq's progress in achieving the MDGs, vulnerability mapping, the national response to the country's development needs, the specific context of the Kurdistan Region (KR-I), the government's budget execution, environment, internal displacement and Syrian refugees, urbanization, social protection, and the post-2015 development agenda. Specific inputs and guidance have been provided by the UNCT during the process.

The synthesis presents a collective set of UN contributions to the understanding of the development context in Iraq. The report aims to understand limitations to development in Iraq and their causes, focusing on the country's economic context, social development and equity, regional and local development, environmental issues, governance, and social cohesion.

The synthesis summarizes the priorities of the NDP 2013–2017, as well as the government's vision and approach to development. It assesses the deliverability of the plan given the operating challenges and availability of resources. As reported in the synthesis, the desk review of the National Development Plan 2013–2017⁴⁹ illustrates that the plan gives equal attention to human rights, anti-corruption, rule of law, equality, women, youth, and other vulnerable groups. The plan focuses on economic diversification, decreasing unemployment, advancing social development through the closure of spatial disparities, and prioritizing the environment through sustainable and green economic growth. With a total planned investment of US\$ 282 billion, the NDP aims to achieve an average annual growth rate of 13%, reduce unemployment to 6%, and decrease poverty rates to 16%. The plan recognizes the challenges that Iraq faces in realizing development objectives, which include weaknesses in governance, the unfavorable economic structure and a fraying social fabric.

In consultation with relevant authorities and specific guidance from the KRG Ministry of Planning, an assessment of socio-economic and developmental constraints for the Kurdistan Region has been compiled⁵⁰ based on the Kurdistan Vision 2020 Plan (2014–2020) and through a desk review of the available evaluation and assessment reports. People in the Kurdistan Region benefit from a more stable context for development compared to the rest of Iraq. However, gaps in school capacity, shortages in water and electricity supply, and obstacles to private sector growth continue to challenge socio-economic development. The vision emphasizes the need to improve public sector management, regulatory, and policy capacity, and it calls for the development of ministry-specific strategies in consultation with civil society through a bottom-up approach.

The synthesis presents the main governance shortcomings in Iraq. These are agreed to include the need for decentralization, lack of public sector modernization, weak public financial system, and embedded corruption. Support to Iraq in rebuilding its social cohesion is identified as the principal task for UN Development Assistance for Iraq. Sectarian divisions, political instability, lack of trust in institutions, and insecurity hinder development and increase the risk of future conflict in the country. Iraq's long term development requires that all of the efforts to address development problems aim to support social cohesion through building the capacity of the state to uphold rights and deliver trusted services, and all groups in society to participate actively in peacebuilding, reconstruction, and reconciliation.

The synthesis reveals significant variations in the speed and degree of progress achieved on the MDGs. All indicators show geographic discrepancies reflecting differing levels of development across the country. For example, Baghdad and the KRG have achieved or are close to achieving several national targets by 2015, while Thi-Qar, Muthanna, Missan, and Wassit remain largely below the national average on almost all indicators. The achievement of the MDGs in Iraq is primarily

⁴⁸ JAU, 2013, Country Background Synthesis Report.

⁴⁹ JAU, 2013, Review of the National Development Plan 2013–2017.

⁵⁰ UNAMI ICODHA, 2013, Assessment of Socio-Economic and Developmental Constraints - Synthesis Report.

constrained by a lack of security, low levels of female participation, and corruption, as well as lack of trust. A conducive policy environment and an enabling institutional framework would contribute positively to achieving the goals.

Significant discrepancies across the country are confirmed by the governorate level vulnerability mapping exercise⁵¹ conducted to examine the socio-economic vulnerability⁵² of the Iraqi population beyond income distribution. According to the study, 13.3% of the Iraqi population is multi-dimensionally poor⁵³. Three percent of the total population is non-poor in terms of income but is multi-dimensionally poor in terms of non-income indicators. Missan, Wassit, and Thi-Qar are classified as “very highly vulnerable” to poverty⁵⁴ while Qadissiya, Ninewa, Muthanna, and Basrah are “highly vulnerable” to poverty. Thus, they deserve particular attention. In terms of overall numbers, Ninewa, Thi-Qar, and Basrah host the highest numbers of vulnerable people. Therefore, they are considered the most in need of resources to eliminate poverty in its different components. Though deprivation in income has been identified as the major contributor to multidimensional poverty, in general, at the national level, the second main contributor is lack of female education. The deprivation suffered by individuals in accessing basic services contributes to their poverty status and makes them more vulnerable to poverty in future. The available data confirms limits in education, health care, water and sanitation, electricity, and housing. Decentralization could reduce the gap between the government and citizens, promote citizen participation in local development, and contribute to more effective service delivery. Furthermore, promoting awareness of the rights of citizens to claim quality services and encouraging active participation in civil society would enable closer monitoring by beneficiaries.

The uneven performance of the GoI in executing operational expenditures, with particularly low execution rates in crucial development fields, may partially explain the shortcomings in development. The synthesis summarizes the results of analyses of the Iraqi government’s budget execution rates, budget law, and processes, using information gathered from the Ministry of Planning and the Ministry of Finance⁵⁵. Some ministries have been unable to execute even half of their annual budgets. Huge disparities also exist in budget execution among governorates, with the lowest execution rates for 2010 and 2011 occurring in Basrah, Diyala, and Ninewa. Delays in budget approval and implementation, as well as allocative inefficiencies across sectors and ministries, hinder budget execution in Iraq. Proper management and control is essential in order to improve on low execution rates for some provinces, ministries, and sectors. The GoI should increase funding allocations to key development sectors and rely on poverty and vulnerability indicators when distributing funds among governorates.

The synthesis provides an overview of the status of those groups of the population that are more vulnerable to poverty than others - women, girls and boys, youth, IDPs, and refugees - and presents the main challenges hindering the full development of vulnerable groups. In particular, Iraqi women suffer from a lack of education opportunities, lack of health care, limited access to the labour market, inequality, and gender-based violence. Despite they enjoy equal rights to employment according to the 2005 Constitution, certain inequitable elements remain within the law that limit women’s economic choices. Domestic violence, honour killings, and human trafficking represent a threat to many Iraqi women and girls due to a complex mix of misconceptions in cultural beliefs and traditions. Support is needed to increase women’s capacity to participate in policy and decision making processes and to remove obstacles to their participation in developmental activities. Men and boys play a key role in achieving gender equality; thus, raising their awareness of women’s rights amongst this demographic is crucial to empowering women and eradicating gender-based violence. Civil society organizations and NGOs are crucial to advancing gender equality and women's empowerment.

Children and adolescents, representing half of the Iraqi population, face deprivations in different periods of their childhood. According to the Child-Centered Equity Analysis⁵⁶, about 1.7 million of children under five years face deprivation in at least three of the seven dimensions, 1.6 million are deprived in two dimensions, 1.7 million face one deprivation, and 700,000 are free from any deprivation⁵⁷. Baghdad and Ninewa are the governorates with the highest number of highly deprived children.

⁵¹ JAU, 2013, Governorate Level Vulnerability Mapping.

⁵² Vulnerability to poverty is defined here as the probability or risk today of being in poverty or to fall into deeper poverty in the future. Vulnerability is here defined as the individual’s exposure to an unfavorable situation given by the combination of deprivation in different indicators of well-being.

⁵³ The exercise classifies the population suffering from multiple deprivations with respect to key socio-economic indicators: Education, Standard of Living, Basic Services, Nutrition and Health, and Employment.

⁵⁴ The level of vulnerability to poverty for each governorate has been ranked according to a combination of the incidence of poverty and its severity.

⁵⁵ JAU, 2013, Iraqi Budget Execution.

⁵⁶ UNICEF/COSIT/KRSO/Ministry of Health Multiple Indicator Cluster Survey (MICS) 2011, cited in AU, 2013, Governorate Level Vulnerability Mapping.

⁵⁷ A life-cycle approach is adopted to represent the kinds of deprivation that children experience during the different stages of their lives. Three life-cycle stages are identified: Birth and Early-Childhood (0-4 years old); Primary Childhood (5-14 years old); and Adolescence (15-17 years old). The analysis is

Youth are under-involved in Iraqi society; they face difficulties in accessing education and higher unemployment rates. Youth enrolment rates in education are still low (21% in preparatory and 14% in higher education), and there is a clear disparity between male and female youth enrolment, especially in rural areas. Unemployment and poverty among youth is considerably higher (24.2% and 22%, respectively, for young people aged 15-24). This phenomenon requires more attention because youth poverty leads to the marginalization of their role in the economic development process.

Between 2006 and July 2013, more than one million individuals were registered as IDPs in Iraq⁵⁸. The main issues affecting IDPs are related to land, housing, employment, income, justice, security, participation, social cohesion, and access to services. Current government and UN responses and interventions, as well as the resources needed to meet likely future scenarios are further examined in a joint report⁵⁹. As of September 2013, 220,000 Syrian refugees were in the country, facing numerous challenges including lack of housing and hygiene infrastructure, as well as a need for employment and regular income. The Syrian crisis is having a serious effect on stability and security in the country due to escalating tensions between Sunnis and Shias and between refugees and host communities.

There is a clear recognition among the UN agencies working in Iraq that the deterioration of the environment and its natural resources is undermining the achievement of development goals and objectives in all sectors. Environmental degradation is estimated to cost US \$ 5.5 billion per year. As presented in the analysis of the environmental situation⁶⁰, the main challenges to the NDP's goal of inclusive and sustainable development are climate change, water insecurity, land degradation, potential negative impacts of energy production, and the lack of an environmental justice system.

The majority of the Iraqi population (71%) lives in cities, mainly concentrated in Baghdad, Mosul, Basrah, and Erbil. At the current 2.6% rate of urbanization, the urban population will double by 2030, straining service delivery and worsening overcrowding in cities. According to the note on urbanization,⁶¹ implementing a comprehensive land management and administration system may improve access to land and efficient property transactions, which would contribute to managing urban growth. Other positive initiatives in response to urbanization could include investing in secondary towns and district capitals and forging better economic linkages between cities and villages.

Public policies are essential to break the cycle of poverty by ensuring that poor people are not excluded from the provision of essential services and targeting disadvantaged regions or groups of the population. All social transfer programs in Iraq - including the Public Distribution System (PDS), pensions for retirees, and the Social Safety Net (SSN) - are recognized as costly, inefficient in securing the basic needs and fundamental rights of the population, and failing to reach the needs of the most vulnerable⁶². The UN can assist the GoI in addressing the unequal achievement of the MDGs, deficiencies in social service delivery, and inequities within the country by supporting the design and implementation of a comprehensive social protection system. The establishment of an efficient social protection floor requires strong ownership from the government. The UN is well placed to assist in developing an appropriate policy framework and providing technical support.

The synthesis also incorporates the main outcomes of broad consultations to develop a global post-2015 development agenda⁶³. These consultations⁶⁴ provided a uniquely important view of the priorities supported by a wide range of national stakeholders, to be reflected in the UNDAF 2015-2019. The consultations identified increased accountability, transparency, and responsiveness of institutions as the primary needs to be addressed in Iraq.

conducted across seven dimensions in each of the three stages. Three dimensions – water, sanitation, and shelter – are common to all life-cycle stages while four dimensions differ for each of them. For the first stage, maternal care, childcare, nutrition, and violent discipline are the dimensions covered. For the second stage, violent discipline, child labour, access to information, and schooling are covered. For the third stage, schooling, access to information, early marriage, and female genital mutilation are the dimensions covered.

⁵⁸ Ministry of Migration and Displacement (MoMD), 2013.

⁵⁹ UNHCR, IOM, UN Habitat, 2013, Background paper for UNDAF on Internally Displaced Persons in Iraq.

⁶⁰ UNEP, 2013, The Environmental Situation and the Potential Role of the UN System.

⁶¹ UN Habitat, 2013, UNDAF: Urbanization.

⁶² UNICEF, 2013, Establishing a Social Protection Floor for Iraq.

⁶³ UNDP, 2013, The Post-2015 Development Agenda - National consultations in Iraq and implications for UNDAF (2015-2019).

⁶⁴ Iraq participated in January 2013 through a UNDP-led process.

Annex C. Monitoring and Evaluation Calendar for the Iraq UNDAF

TOOL	YEAR	TITLE OF ACTIVITY	AGENCY/AGENCIES
Surveys & Studies	2015	Paper on Public Sector Reform (PAR) in Post-Conflict Settings: The Case of Iraq (Published)	UNDP/UNESCWA
		Comprehensive Gap and Needs Assessment on Executive Leadership Skills and Knowledge at National and Regional Levels	UNDP
		e-Services Needs Assessment performed in four governorates	UNDP
		Nationwide Crime Victimization Survey	UNDP/UNODC with support from JAU
	2015	Assessment of child protection systems and services	UNICEF
		Micronutrients survey	UNICEF
		Bottleneck analysis of child deprivation	UNICEF
		Water quality management study	UNICEF/UNWOMEN/ UNDP/UNHABITAT
	2014	Knowledge, Attitudes, and Practices on water, sanitation, hygiene, and environmental practices and beliefs	UNICEF
	2017	Multiple Indicator Cluster Survey	UNICEF
	2015	Knowledge, Attitudes, Practices survey on Children Diarrhoeal Diseases and Acute Respiratory Infections	UNICEF
		Situation analysis of children and women	UNICEF
	2015	Maternal Neonatal Tetanus Elimination Survey	UNICEF
	2015	Low Birth Weight study	UNICEF
	2015	Assessment of most form of child labour	UNICEF
	2015	National survey on Youth	UNFPA
	2016	Survey on women's health and social status	UNFPA/WHO
	2017	Needs assessment on reproductive health	UNFPA
	2015-2019	Integrated Knowledge Network survey	UNDP/UNFPA/WFP with support from IAU
		Comprehensive Food Security and Vulnerability Analysis	WFP
		Multi-Indicator Cluster Survey analysis	UNICEF
		Multi-sector Knowledge Attitude and Practice surveys	UNICEF
		Assessment of Iraqi academics in Jordan	UNESCO
	Needs assessment on education	UNESCO	
	Digital inventory of Iraqi culture	UNESCO	
	Survey of Small and Medium Enterprises	ILO/UNOPS	
	Study on private sector engagement with housing sector	UN-HABITAT	
	Legislative assessment of private sector development	UNIDO	
	Investment mapping for Iraq	UNIDO	
	Survey on agriculture (annually)	FAO/UNIDO	
	National Health Account survey	WHO	
	Emergency Medical services Survey	WHO	

		Disability survey	WHO	
		Assessments of blood services, use of biotechnologies, the rational use and availability of essential medicines in Iraq	WHO	
		Communicable Disease surveys including burden of disease of measles, rubella, tetanus and hepatitis B	WHO	
		Second stepwise surveillance for non-communicable diseases risk factors	WHO	
		Micronutrient survey	WHO	
		Knowledge, Attitudes, and Practices on water, sanitation, hygiene, and environmental practices and beliefs	UNICEF/WHO	
		National advanced hydro-geological survey	UNESCO	
		School Environmental Health survey	WHO	
		Comprehensive Food Security and Vulnerability Analysis	WFP	
		Comprehensive social determinants survey	WHO	
		Air pollution survey in three regions of Iraq	WHO	
TOOL	YEAR	TITLE OF ACTIVITY	AGENCY/AGENCIES	
Monitoring Systems	2015	Setting up of UNDAF performance monitoring system	ICODHA in consultation with UNCT	
	2015	Monitoring and Evaluation System for Public Administration Reform (Automated tracking system provided to GoI for recording progress and results as regards the implementation of PAR initiatives)	UNDP	
		Monitoring System launched for the implementation of the National Security Strategy	UNDP	
		Monitoring System for the Reform of Criminal justice in Iraq Final Evaluation of the OIGs Project – third quarter of 2015	UNDP	
	2015	Report on CRC Optional Protocol 1&2	UNICEF	
	2017	Convention on the Child Report	UNICEF	
	2015-2019	Information and monitoring system for violence against women	UNFPA	
			Child Grave Rights Violation Monitoring and Reporting Mechanism	UNICEF
			Monitoring & Reporting Mechanism for Convention on the Rights of the Child violations	UNICEF
			Monitoring & Reporting Mechanism for Convention on the Rights of the Child violations	UNICEF
			Geographic Information System of Ministry of Municipalities and Public Works	UNICEF
			Early Warning and Monitoring System for trans-boundary animal disease	FAO
			Monitoring systems for agricultural producers	FAO
		Food Security Monitoring System	WFP	
		Communicable disease surveillance and early warning system by Ministry of Health and laboratory based surveillance system	WHO	
		Information for Action for coverage with essential vaccines and vaccine movement	WHO	
	Water quality monitoring system of Ministry of Environment and Ministry of	WHO		

		Health	
		Tuberculosis surveillance system	WHO/UNDP
		UNHCR Protection monitoring	UNHCR
		Assess support required for national level adaptation of existing prototypes for a management information system	UNDP
		Management information system at national and local level	UNDP
Evaluations	2017	Midterm WFP Programme Evaluation	WFP
	2017	Outcome Evaluation: Enhanced resilience of communities in supporting local governance, livelihoods, gender equality, social protection and environmental challenges.	UNDP
	2017	Final Evaluation of the IPSM Programme	UNDP
	2019	Outcome Evaluation: Enhanced capacities of national institutions for developing and implementing transparent, evidence-based and inclusive policies to promote sustainable development	UNDP
	2018	Outcome Evaluation: Governance systems are more responsive, accountable, decentralized and programme implementation more effective for realization of rights of citizens, inclusive and equitable growth and environmental governance.	UNDP
		External evaluation of joint UN private sector development programme	FAO, UNDP, ILO, UNOPS, UNIDO, UN-HABITAT, UNWOMEN
		Joint evaluation on combating violence against women	UNFPA, UNWOMEN, WHO, UNHCR
		Final evaluation of CPAP 2015-2019	UNICEF
	Final Evaluation WFP Programme	WFP	
TOOL	YEAR	TITLE OF ACTIVITY	AGENCY/AGENCIES
Reviews	2015	Mid-term review of the IPSM Programme	UNDP with the IPSM UN Agencies
	2017	Annual Country Programme review	UNFPA
	205-2019	Annual review of joint UN programme on combating violence against women	UNFPA, UNWOMEN, WHO, UNHCR
		Review of child related legislation	UNICEF
	20xx	Expanded Immunization programme review	UNICEF
	20xx	Review of national curriculum for primary and secondary levels	UNESCO
	20xx	Gender audit review of relevant public policies	UNICEF
		Iraq National Accreditation Guidelines for Medical Colleges	WHO
205-2019	UNDAF Annual Review and reporting	UNCT/ICODHA	
UNDAF Evaluation	2015-2019	UNDAF Evaluation-ability Assessment	ICODHA and UNCT
		UNDAF Annual Review	ICODHA and UNCT
		UNDAF Annual Review	ICODHA and UNCT

Milestones		UNDAF Annual Review	ICODHA and UNCT
	2019	UNDAF evaluation	ICODHA and UNCT
TOOL	YEAR	TITLE OF ACTIVITY	AGENCY/AGENCIES
M&E Capacity Development	2015	Training of M&E WG and UNCT key programmes staff on Result Based Management (RBM)	ICODHA and UNCT
	2015	Training and Mentoring of M&E Focal points within COMSEC on PAR M&E System	UNDP
	2015-2019	Building the capacity of the National Population Commission and Unit	UNFPA
		Building the capacity of the National Youth Commission and Unit	UNFPA
		Building capacity for National Media Monitoring	UNESCO
		COSIT/KRSO to establish food security monitoring system	WFP
		Iraqi agricultural and agro-industrial data and information systems and analytical capacities (2015-2019)	FAO
		Ministry of Agriculture on early warning system for trans-boundary animal disease (2015-2019)	FAO
		Local pharmaceutical industries on good manufacturing practices (2015-2019)	WHO
		Monitoring occupational safety and health	WHO
		Pandemic Influenza technical and high level committees	WHO
		Capacity gap assessment of National Statistics Directorate	UNDP
		Training of local government personnel to use management information system	UNDP
		Housing Observatory to measure the private sector delivery in housing	UN-HABITAT
2015-2019	COSIT/KRSO to strengthened food security monitoring	WFP	
	Build the capacities of Provincial Councils to monitor service delivery and economic development programmes	ILO/UNOPS	
TOOL	YEAR	TITLE OF ACTIVITY	AGENCY/AGENCIES
Use of information	2015-2019	Iraq new Millennium Development Goals report	UNDP
		Update of report on unsatisfied basic needs	UNDP
		Health data to be used for decision making, policy, planning and strategy formulation	WHO
		Implementation of environmental health strategies	WHO
		Expanded Programme on Immunization Data Quality Self-Assessment	WHO
	2015-2019	UNICEF Iraq Info extended to create a child-centred knowledge bank	UNICEF
		National Population Reports	UNFPA

Annex D. Iraq's International Development Obligations

1946 Lake Success Protocol

Agreement establishing the Common Fund for Commodities

Agreement establishing the International Fund for Agricultural Development

Agreement on the Importation of Educational, Scientific and Cultural Materials

Articles of Agreement of the International Bank for Reconstruction and Development

Articles of Agreement of the International Finance Corporation

Articles of Agreement of the International Monetary Fund

Benzene Convention, 1971

Constitution and Convention of the International Telecommunication Union

Constitution of the Food and Agriculture Organization

Constitution of the International Labour Organization

Constitution of the United Nations Educational, Scientific and Cultural Organisation

Constitution of the United Nations Industrial Development Organization

Constitution of the World Health Organization

Continuity of Employment (Seafarers) Convention, 1976

Convention against Discrimination in Education

Convention concerning the Protection of the World Cultural and Natural Heritage

Convention establishing a Customs Co-operation Council

Convention for Limiting the Manufacture and Regulating the Distribution of Narcotic Drugs

Convention for the Suppression of the Traffic in Persons and of the Exploitation of the Prostitution of Others

Convention of the World Meteorological Organization

Convention on Psychotropic Substances

Convention on the Elimination of All Forms of Discrimination against Women

Convention on the International Maritime Organization

Convention on the Law of the Non-Navigational Uses of International Watercourses

Convention on the Privileges and Immunities of the Specialized Agencies

Convention on the Privileges and Immunities of the United Nations

Convention on the Rights of the Child

Covenant of the League of Nations

Dock Work Convention, 1973

Employment Policy Convention, 1964

Employment Service Convention, 1948

Equality of Treatment (Accident Compensation) Convention, 1925

Equality of Treatment (Social Security) Convention, 1962

Final Articles Revision Convention, 1946

Guarding of Machinery Convention, 1963

Holidays with Pay Convention (Revised), 1970

Hours of Work and Rest Periods (Road Transport) Convention, 1979

Human Resources Development Convention, 1975

Hygiene (Commerce and Offices) Convention, 1964

Indigenous and Tribal Populations Convention, 1957

International Agreement for the suppression of the White Slave Traffic

International Convention on the Elimination of All Forms of Racial Discrimination

International Covenant on Civil and Political Rights

International Covenant on Economic, Social and Cultural Rights

International Plant Protection Convention

ITU Radio Regulations

Labour Administration Convention, 1978

Labour Clauses (Public Contracts) Convention, 1949

Labour Inspection Convention, 1947

Medical Examination of Young Persons (Industry) Convention, 1946

Merchant Shipping (Minimum Standards) Convention, 1976

Minimum Age Convention, 1973

Minimum Wage Fixing Convention, 1970

Nursing Personnel Convention, 1977

Occupational Cancer Convention, 1974

Occupational Safety and Health (Dock Work) Convention, 1979

Paid Educational Leave Convention, 1974

Paris Convention for the Protection of Industrial Property

Protocol amending the Single Convention on Narcotic Drugs

Protocol Bringing under International Control Drugs outside the Scope of the Convention of 13 July 1931 for Limiting the Manufacture and Regulating the Distribution of Narcotic Drugs

Protocol to the Agreement on the Importation of Educational, Scientific or Cultural Materials

Right of Association (Agriculture) Convention

Safety and Health in Construction Convention, 1988

Seafarers' Annual Leave with Pay Convention, 1976

Single Convention on Narcotic Drugs

Statutes of the International Centre for Genetic Engineering and Biotechnology

Statutes of the World Tourism Organization

Treaty of Bern

Tripartite Consultation (International Labour Standards) Convention, 1976

UNESCO Convention on the Means of Prohibiting and Preventing the Illicit Import, Export and Transfer of Ownership of Cultural Property

United Nations Charter

United Nations Convention Against Illicit Traffic in Narcotic Drugs and Psychotropic Substances

United Nations Convention on the Law of the Sea

WIPO Convention

Workers' Representatives Convention, 1971

Working Conditions (Hotels and Restaurants) Convention, 1991

Working Environment (Air Pollution, Noise and Vibration) Convention, 1977

Workmen's Compensation (Occupational Diseases) Convention (Revised), 1934

Workmen's Compensation (Occupational Diseases) Convention, 1925

Worst Forms of Child Labour Convention