

KEEPING THE PROMISE AND ACHIEVING ASPIRATIONS

Second National Millennium Development Goals Report JORDAN 2010

Ministry of Planning and International Cooperation
United Nations in Jordan



FOREWORD

The Millennium Declaration, adopted in the year 2000, marked a historical moment for both the United Nations and the International Community. Since then, this declaration has succeeded in urging and stimulating governments to exert tremendous efforts, together with civil society organizations, the private sector and the international community, with one objective in mind – achieving the Millennium Development Goals (MDGs) and, consequently, meeting the requirements of the poor at all local, regional and international levels.

The first National MDG report on achieving the MDGs in Jordan was released in 2004 as a result of collaborative efforts between the Government and the United Nations in Jordan. The first report made an effective contribution to the country's policy-making, as well as the measures that needed to be taken in order to achieve the MDGs by the year 2015. These goals, as well as their targets and indicators, were adapted and aligned with national plans depicting development priorities in Jordan.

Also, the Government is currently working towards aligning the MDG targets and indicators within the National Executive Development Programme 2011–2013, while the United Nations is working on creating a framework for accelerating the Kingdom's progress towards achieving the Millennium Development Goals by 2015.


Similarly, Jordan's National Millennium Development Goals Report 2010 provides inputs and guidelines targeting development and planning at the national level. Thus, Jordan's report highlights progress made towards achieving the country's development vision and focuses on the steps required for the upcoming stage. The report also shows the progress towards attaining the eight MDGs, taking into consideration creating the required enabling environment to meet the goals by 2015.

This report is produced based on a participatory approach by the Government of Jordan, represented by all the concerned parties, and in close cooperation with the United Nations, civil society organizations and other stakeholders. The report has been enriched by several workshops and rounds of debates and discussions involving the stakeholders at the national level. This has highlighted the importance of the MDGs to the development dialogue. The report will also serve as a reference to provide the Government and other stakeholders with indicators to form their national development plans and strategies relevant in this respect.

While Jordan is on track in terms of attaining a number of the MDGs, significant challenges remain and impede progress towards achieving the MDGs by 2015, most importantly the impact of the global financial crisis; the increase in the cost of food and fuel; environmental challenges and water scarcity; in addition to the stagnation in a number of indicators in the last ten years, following the rapid improvement which occurred in the 1990s. In this report, the Government of Jordan reiterates its commitment to the MDGs and to achieving the targets through the collaborative efforts of all the governmental, civil society and international stakeholders.



Dr. Jafar Hassan
Minister of Planning and
International Cooperation



Luc Stevens
United Nations
Resident Coordinator

CONTENTS

Foreword	3	MDG 6	73
List of Acronyms	6	Combat HIV/ AIDS, Malaria and Other Diseases	
Introduction and Executive Summary	8	Introduction	76
MDG 1	15	Progress Achieved	76
Eradicate Extreme Poverty and Hunger		Key Issues and Challenges	79
Introduction	18	The Way Forward	80
Progress Achieved	19	MDG 7	83
Key Issues and Challenges	25	Ensure Environmental Sustainability	
The Way Forward	25	Introduction	86
MDG 2	29	Progress Achieved	86
Achieve Universal Basic Education		Key Issues and Challenges	90
Introduction	33	The Way Forward	91
Progress Achieved	33	MDG 8	95
Key Issues and Challenges	37	Develop a Global Partnership for Development	
The Way Forward	39	Introduction	98
MDG 3	43	Progress Achieved	100
Promote Gender Equality and Empower Women		Key Issues and Challenges	101
Introduction	47	The Way Forward	104
Progress Achieved	47	Countdown to 2015	106
Key Issues and Challenges	51	List of MDGs indicators	107
The Way Forward	52	Annex	109
MDG 4	55		
Reduce Child Mortality			
Introduction	58		
Progress Achieved	58		
Key Issues and Challenges	60		
The Way Forward	60		
MDG 5	63		
Improve Maternal Health			
Introduction	66		
Progress Achieved	66		
Key Issues and Challenges	69		
The Way Forward	70		

LIST OF ACRONYMS

AIDS	Acquired Immunodeficiency Syndrome
BoP	Balance of Payment
BSS	Behaviour Surveillance Survey
CBJ	Central Bank of Jordan
CBO	Community Based Organization
CCM	Country Coordination Mechanism
CPI	Consumer Price Index
CPR	Contraceptive Prevalence Rate
CSO	Civil Society Organization
CSR	Corporate Social Responsibility
DHS	Demographic and Health Survey
DOS	Department of Statistics
DOTS	Directly Observed Treatment Short
ERfKE	Education Reform for Knowledge Economy
ESCWA	UN Economic and Social Commission for Western Asia
E- TVET	Employment, Technical, Vocational and Education Training Council
EU	European Union
FDI	Foreign Direct Involvement
GAFTA	Greater Arab Free Trade Area Agreement
GCC	Gulf Cooperation Countries
GDP	Gross Domestic Product
GOJ	Government of Jordan
HIPC	Heavily Indebted Poor Countries
HIV	Human Immunodeficiency Virus
HPC	Higher Population Council
ICT	Information and Communication Technology
IEC	Information, Education and Communication
IMR	Infant Mortality Rate
IT	Information Technology
JEI	Jordan Education Initiative
JNCW	Jordanian National Commission for Women
JNFW	Jordanian National Forum for Women
JWA	Jordan Water Authority
KAP	Knowledge, Attitude and Practice
LDC	Least Developed Country
M&E	Monitoring and Evaluation
MENARO	Middle East and North Africa Regional Office (UNICEF)
MDG	Millennium Development Goals
MEP	Malaria Eradication Programme
MIC	Middle Income Country
MMR	Maternal Mortality Ratio
MP	Member of Parliament
MOA	Ministry of Agriculture
MOE	Ministry of Education
MOEnv	Ministry of Environment
MOH	Ministry of Health
MOI	Ministry of Interior

MOPIC	Ministry of Planning and International Cooperation
MOSD	Ministry of Social Development
MOWA	Ministry of Water and Irrigation
NAP	National AIDS Programme
NCEA	National Council for Family Affairs
NER	Net Enrolment Ratio
NGO	Nongovernmental Organization
NMR	Neo-natal Mortality Rate
NPI	National Programme for Immunization
NPS	National Population Strategy
ODA	Official Development Assistance
PLHIV	People Living With HIV
PISA	Programme for International Student Assessment
PMCT	Prevention of Mother-to-Child Transmission
PPP	Purchasing Power Parity
PPP	Public Private Partnership
QIZ	Qualified Industrial Zone
RHAPII	Reproductive Health Action Plan Phase II
RSCN	Royal Society for the Conservation of Nature
STI	Sexually Transmitted Infection
TB	Tuberculosis
TIMSS	Trends in International Mathematics and Science Studies
U5MR	Under Five Mortality Rate
UN	United Nations
UNAIDS	Joint United Nations Programme on HIV/AIDS
UNCSD	United Nations Commission on Sustainable Development
UNESCO	United Nations Educational, Scientific and Cultural Organization
UNFCCC	United Nations Framework Convention on Climate Change
UNFPA	United Nations Population Fund
UNGASS	United Nations General Assembly Special Session
UNHCR	United Nations High Commissioner for Refugees
UNICEF	United Nations Children's Fund
UNRWA	United Nations Relief and Works Agency
USA	United States of America
WHO	World Health Organization
WTO	World Trade Organization

INTRODUCTION AND EXECUTIVE SUMMARY

At the United Nations Millennium Summit in September 2000, leaders of 189 states, including Jordan, adopted the Millennium Declaration. This declaration identified a common vision for the future, consisting of eight Millennium Development Goals (MDGs), set to be achieved by the year 2015 and related to poverty, education, gender equality, maternal and child health, the environment and a global partnership for development.



Within this framework, and based on Jordan's conviction of the importance of these goals from the economic, social and environmental aspects, as well as their positive manifestations on the citizen's life, Jordan has taken all the measures required for achieving the MDGs by incorporating them into the State's national development plans and programmes.

Jordan's second Millennium Development Goals Report 2010 shows the extent to which progress has been made towards achieving those targets and highlights the challenges that still confront the country to achieve these goals. The report seeks to identify the policies required for meeting the MDG targets by the year 2015, at a time when the United Nations and the World's governments are exerting a collective effort to review the progress achieved to date and identify the obstacles standing in the way of meeting the goals and targets by 2015.

This report was prepared using a participatory approach with more than 80 participating agencies, representing the Government of Jordan, the civil society organizations (CSOs), United Nations agencies in Jordan as well as the UN regional offices for the Arab countries.

Six working groups were formed: one for each goal except goals 4-6 which were assigned to one working group. Given the importance of accurate statistical data

on the MDG indicators, each of the working groups included a representative from the Department of Statistics to provide accurate data for the MDG indicators; in addition.

During the process, several workshops were held to review the MDGs, the goals, targets and indicators and discuss methodologies of the preparation process. Other workshops were held to incorporate the MDGs into national development plans and programmes with support from the UN agencies working in Jordan and from the ESCWA regional office.

To ensure the quality and consistency of the report and maximize the benefits from the process, the working groups were supported by local competent and knowledgeable experts in various fields related to each of the eight goals.

The second draft of the national report was discussed during a workshop in March 2010, to which specialized representatives of the public and private sectors, CSOs and UN agencies were invited to exchange views and agree on the final draft.



Overview

During the past ten years Jordan has adopted social, economic, educational and environmental policies and strategies that are inclusive, committed and harmonious with the Millennium Development Goals (MDGs). These policies and strategies have been translated into executive programmes to achieve specific development goals to fight poverty, provide learning opportunities to all, eliminate all forms of discrimination against women, improve child and maternal health, achieve sustainable environmental development and forge active partnerships for development.

Special importance is attached to the National Report on MDGs not only in its intent to capture achievements to date, but also as it serves as a tool to identify active policies alternatives, actionable priorities and national goals; and highlights the issues and challenges to be addressed - particularly in light of the impact of the financial and economic crisis. The report establishes that commitment needs to be reinvigorated to fully achieve the MDGs at the national level through both illustrating key features of the way forward and re-adapting the Goals to move ahead towards higher levels of development.

This second report is also particularly important since it coincides with the tenth anniversary of the MDGs and constitutes a mid-term reporting between the launch of the MDGs (2000) and the deadline for achievement of these goals (2015). The review of the MDG indicators shows that there have been overall accomplishments across the board and for all goals: to eradicate poverty and hunger, to achieve universal basic education, to promote gender equality, to improve child and maternal health, to ensure environmental sustainability and to build partnerships for development. However, and particularly in light of the repercussions of the global economic crisis and emerging challenges, obstacles remain that hinder full achievement of the MDGs by 2015.

The following conclusions can be identified, based upon analysis of the trends and progress achieved so far:

- The overall picture of achievement on the MDGs is satisfactory. Jordan has either achieved or is in the process of achieving many of the goals.
- Achievement for some MDGs by 2015 is likely. In particular, MDG2, has been achieved. Achievement of MDG 5 and 6 by 2015 is possible. And with decisive

and targeted policy actions and political will, MDG 1, 3, 4 and 7 remain within reach.

Progress made and its trends:

Goal	Progress Achieved
Eradicate Extreme Poverty and Hunger	Achievable if certain measures are taken
Achieve Universal Basic Education	Achieved
Promote Gender Equality and Empower Women	Achievable if certain measures are taken
Reduce Child Mortality	Achievable if certain measures are taken
Improve Maternal Health	On track
Combat Human Immuno-Deficiency Virus/Acquired Immuno-Deficiency Syndrome (HIV/ AIDS), Malaria and Other Diseases	On track
Ensure Environmental Sustainability	Achievable if certain measures are taken
Develop a global partnership for development	Achievable if certain measures are taken

- The pace and magnitude of progress achieved varies from one MDG to another; they also vary from one indicator to another within the individual MDGs. Evident from the trends, achievement was rapid during the early years following adoption of the MDGs and subsequently has slowed down and in some cases levelled off.
- Progress was more noticeable for the goals which were translated into executive programmes with direct impact, wider coverage for the targeted groups and sustainable funding (e.g. education).
- By contrast, the level of achievement has been modest for targets and goals which required structural measures, harmony among policies, continuity and sustainability of funding (e.g. full employment and environmental sustainability).
- Levels of progress towards the MDGs vary regionally since the levels of development vary by region within the country.
- Despite the fact that certain MDGs have been achieved or are in the process of achievement, challenges remain, particularly in light of the global financial and economic crisis and its impact on development. The crisis could reverse the trends due to a decline in

economic growth rates, an increase in the burden of public debt, a decrease in government revenues and higher unemployment rates.

This chapter presents an overview of the progress achieved to attain the MDGs.

Tangible achievement in reducing poverty has taken place, though full employment is still a challenge

Jordan has made significant achievements in combating poverty and hunger not only per the international standard of \$1 a day per capita, but also in relation to the national poverty lines. The percentage of population below the abject poverty line was reduced by more than half between 1992 and 2008, from 6.6% to less than 1%. The poverty gap was also reduced and the poor’s share of total consumption increased; however, total economic participation rates and female economic participation rate (40.1% and 14.9% respectively) are still below expectation. Also, unemployment rate among youth and women, still pose a major challenge despite recent reductions.

Notwithstanding the fact that the goal has been achieved at the macro level, the aftermath of the current global financial and economic crisis will make it difficult to maintain these achievements, especially since a large portion of Jordanian households are near the poverty line – increasing the risk of these families falling below the national poverty line.

Due to strong actions translated into specific programmes, MDG2 targets and indicators have been achieved

Jordan has effectively achieved MDG2 - ensuring that all children enrol in basic school, through provision of basic education opportunities to all school age children. Almost all pupils, who enrol in grade 1 do not drop out and complete grade 5. Illiteracy among the 15-24 year-old age group has been almost eradicated with equal gender enrolment, retention and literacy rates accomplished in education.

In spite of the significance of the achievements thus far, the challenge is to maintain these accomplishments, increase focus on the quality of education and to close remaining disparities. This is especially true when it comes to ensuring the enrolment and retention of children, and girls in particular, for the Mafraq and Jerash

governorates. Going forward towards 2015, the next step is to move towards an advanced developmental level where the focus should be towards providing universal quality education especially since the global financial and economic crisis may lead to reduced spending on education, both in the public and the private sectors.

Significant achievements in women's empowerment

The educational target has been achieved while the political and economic targets call for renewed commitment. Jordan has made achievements in terms of gender equality indicators, through the elimination of gender disparities in enrolment rates for all education cycles and types save vocational education

Though there have been successful initiatives to increase women's economic and political empowerment, still significant challenges remain which will require increased political will and social changes.

Tangible progress which can be attributed to effective and universal health policies, but to achieve MDG 4 these efforts need to be doubled

Under Five Mortality Rate (U5MR) fell from 39 deaths per thousand live births in 1990 to 28 per thousand in 2009 – at an annual average decrease of 0.55 deaths per thousand live births. To achieve the targets by 2015, Jordan needs to double its efforts to reduce the U5MR by an annual average of 2.5 deaths per thousand live births. Should the average decrease continues at its current rate (0.55 deaths per thousand live births), Jordan will not achieve this indicator by 2015.

Infant Mortality Rate (IMR) declined from 34 deaths per thousand live births in 1990 to 23 deaths per 1,000 in 2009 averaging an annual decline similar to the U5MR (0.55 deaths per thousand live births). In order to accelerate progress in line with the 2015 target Jordan needs to put in place more key programmes and strategic interventions, specifically focusing on the neo-natal period and regional disparities, to reduce the IMR by no less than 1.95 deaths per thousand live births.

Achievements in reducing U5MR and IMR are a result of health policies and programmes meant to provide universal health insurance, universal compulsory immunization of children and the education and awareness among mothers. Nonetheless, challenges require

more effective policies and programmes, particularly in targeting the geographical areas and populations with higher child mortality rates.

Improvement and achievement of MDG 5 is highly likely by 2015

The maternal mortality rate fell from 48 maternal deaths per 100,000 live births in 1990 to 19 deaths per 100,000 live births in 2009 with an accelerated pace of reduction over the last ten years. Hence, Jordan will achieve the required reduction in maternal deaths by 2015 and may even go beyond the target should the maternal mortality rate continues to fall at the current rate.

Despite progress at the national level, additional interventions are required to eliminate disparities within the country on maternal and reproductive health indicators.

Despite noticeable progress on all maternal health indicators, there are challenges to be addressed in order to sustain the progress in reproductive health indicators, such as increased population growth, slow increase in contraceptive prevalence rates and stagnating unmet need for family planning.

If implemented, the National Population Strategy can bring qualitative change to the reproductive health indicators at the national level.

Attainment of MDG6 to combat HIV/AIDS, Malaria and other diseases is highly likely although threatened by the increasing rates of chronic diseases

Jordan embarked on the implementation of the National HIV/AIDS Programme (NAP) when the first case was detected in 1986. Jordan is developing the 2010-2014 national HIV/AIDS strategy. The NAP and relevant subsequent national efforts focused on prevention, particularly as 70% of the detected cases were among non-Jordanians. It should be noted however, that voluntary counselling and testing for HIV is rare.

Jordan has made remarkable achievements towards limiting the incidence of HIV/AIDS through education and awareness-raising programmes. However, additional measures are necessary particularly in raising awareness amongst young people – especially young women. Thanks to national health programmes, Jordan has attained significant health achievements in combating

Malaria and reducing the prevalence of Tuberculosis (TB). Yet there are many challenges in terms of intensifying the awareness and prevention campaigns, particularly amongst the most vulnerable age groups and geographical areas.

Jordan needs to push forward with effective health programmes and adopt an inter-sectoral health strategy to approach healthcare within a social context – particularly as the incidence rates of chronic diseases, in which life-style patterns play a significant role, are increasing. Such diseases include diabetes, cardiovascular diseases and cancer, and have started to create a growing burden on the health care system which could divert resources from health related MDGs.

If Jordan is to ensure environmental sustainability by 2015, swift measures need to be taken

Through national policies and programmes Jordan has placed a strong emphasis on environmental sustainability. In particular Jordan has focused its efforts to relieve the pressures that water scarcity have imposed on the economy and environment.

Despite noticeable improvement in environmental sustainability indicators and the working programmes carried out during recent years – particularly in limiting waste of natural resources, the loss of biodiversity, and improving the quality of services, many challenges remain, specifically in the area of environmental resources management. Such challenges require more effective measures in order to address the needs arising from population growth, global warming, higher energy prices and potential repercussions of the financial crisis on implementation of mega projects, such as the Red-Dead Sea Canal (pumping sea water from the Red Sea to raise the water level of the Dead Sea) .

The impacts of the global and financial crisis threaten global partnerships for development

In spite of the fact that MDGs 1-7 are being achieved at the national level, global partnerships have an essential impact on empowering countries, particularly developing countries, to achieve the MDGs. Jordan understands the importance of partnership at the local and international levels to accelerate development and has been proactive in joining global initiatives and partnerships. One such example is Jordan's accession

to the World Trade Organisation (WTO) and partnership agreements with major economic blocs.

Jordan's economy has embraced a high level of openness integrating the rules of transparency, accountability, good governance and enacting laws that ensure enabling climates for a dynamic economy and are conducive to foreign investment.

Indebtedness-related concerns are approached with utmost prudence; effective economic strategies were adopted and based on domestic and foreign private sector partnerships.

The Jordanian economy has achieved positive results during the last 10 years, manifested in higher growth rates supported by a significant growth in national exports and in the flow of foreign direct involvements (FDI), in addition to an uptake in remittances from Jordanians abroad and a drop in the outstanding balance of foreign debt down to 21.7% of GDP, 2009.

The information and communication technology (ICT) sector in Jordan has grown markedly during recent years due to policies targeted towards enhancement of the investment environment and partnerships with the local and international private sector. As a result, the sector's contribution grew to 13% of GDP, and increases have risen in the use of personal computers mobile phones and internet penetration. The country's ICT sector competitive edge has also grown globally.

Despite the effective partnerships and the supportive legislation challenges associated with the level of economic exposure, higher debt, and potential impacts of the global financial and economic crisis remain.

The Way Forward: an overall MDG strategy at central and governorate levels

The analysis of the achievements made towards the MDGs identified the need for clear national policies as starting points to maximize the potential to achieve the MDGs.

The lead role of the Government of Jordan, aimed at renewing commitment to the Millennium Declaration is paramount in order to achieve and prioritize the MDGs at the national and local level. With a clear analysis of the programming or funding obstacles that have hindered achievement, the Government will be able to take effective action and subsequently ensure durability and sustainability of policies aimed at key MDG targets.

A nation wide strategy should focus on the MDGs as a social enterprise that goes beyond the sole responsibility of the Government and through engagement and involvement of civil society and NGOs.

With only 5 years to achieve the MDGs in 2015, Jordan will need to adopt a holistic approach to all of the MDGs, as they are interrelated and progress achieved in any of these goals can maximize the potential to achieve the others. A more effective strategy for direct and indirect poverty alleviation programmes in target groups will be required in order to achieve the MDG on poverty.

For universal basic education the focus needs to be placed on bridging the remaining gap in enrolment ratios, adopting effective social integration policies and stressing the development of quality basic education.

In gender equality and the empowerment of women, there is a need to take further action especially in political and economic participation of women.

Jordan needs to continue expansion of health service, accompanied with national media campaigns to raise awareness and provide health education to all age groups of both sexes.

In environmental sustainability, there is a pressing need to preserve the natural resources and biodiversity and to implement strategies and legislations related to the environment.

Finally, there is a need to intensify efforts to reduce the budget deficit, attract more investment, and increase the competitiveness of national exports, and strengthen the public-private partnership.



MDG 1

**Eradicate Extreme
Poverty and Hunger**

TARGET₁

Halve, between 1990 and 2015, the proportion of people below extreme poverty line

INDICATORS

- Proportion of population below extreme poverty line
 - Poverty gap ratio
 - Share of poorest quintile (20%) in national consumption
-

TARGET₂

Achieve full employment and decent work for all, including women and young people

INDICATORS

- Growth rate of GDP per person employed
 - Employment-to-population ratio
 - Proportion of self-employed and contributing family workers in total employment
-

TARGET₃

Halve, between 1990 and 2015, the proportion of people who suffer from hunger

INDICATORS

- Prevalence of underweight children under-five years of age
- Proportion of population below minimum level of dietary energy (calories) consumption

INTRODUCTION

During the last two decades, Jordan has adopted an economic strategy that aims at increasing self-reliance while minimizing the dependence of the Jordanian economy on foreign resources through the implementation of numerous economic programmes. These programmes have focused on restructuring the national economy, enhancing its openness and substantiating the role of the private sector as a major producer of commodities and services, as well as increasing its global competitive edge while emphasizing the legislative and oversight role of the public sector.

In order to mitigate the impacts of the above mentioned major economic transformations on citizens – particularly the poor and marginalized groups within Jordanian society, the Government of Jordan (GoJ) has put in place, in a fashion that would help achieve the MDGs, a series of social programmes. These are aimed at increasing employment opportunities, curbing unemployment, combating poverty and offering in-kind and cash assistance for the social segments and groups that do not manage to escape their crises. Disadvantaged groups are less likely to escape a situation of poverty due to different reasons, health related, such as incapacity, illness and old-age; or social causes, such as death of the key family provider or divorce.

Simultaneously, Jordan has exerted a tremendous effort to manage the economic consequence of the extraordinary increase in population. Like all other developing countries, and Jordan is no exception, the country has witnessed higher population growth rates reaching 3.8% during the 1970s and 1980s before winding down to 2.1% in 2009. Yet, unlike other countries, Jordan has experienced since its foundation the influx of forced displacements of population groups from neighbouring areas, started with the migration of Palestinian refugees in 1948, and again in 1967, followed by the return of hundreds of thousands of Jordanian and Palestinian expatriates from Kuwait in 1990, and finally the arrival of hundreds of thousands of Iraqis who poured into Jordan during the recent years. These factors combined have caused the population of the country to double 12 times during the last sixty years.

This unnatural increase in the population has led to increased pressures on the country's resources, infrastructure and basic services. Likewise, additional stress has been put on the labour market due to the huge challenges the nation has faced in terms of creating thousands of job opportunities for the new entrants

into the labour market. Alongside with these major transformations, poverty emerged during the last three decades as a key problem and challenge to the socio-economic decision-makers in Jordan.

In combating extreme poverty and hunger, Jordan has adopted the following socio-economic policies:

- Provide an inclusive and effective social safety system for the poor;
- Empower the economically poor segments, create local sustainable economies for the poor communities and poverty pockets, and enhance grassroots involvement in these programmes;
- Provide social welfare services in line with the best international practices, and enhance the role of civil society organisations (CSOs) in providing such services;
- Activate the roles of the governmental and non-governmental sectors in the area of empowering the disabled, and provide and maintain adequate quality services to them; and
- Improve targeting mechanism of the beneficiaries with poverty alleviation and social welfare programmes and projects.

With regards to achieving full employment, Jordan's population is young, with the under-15 age group making up some 38% of the population; young people (15-24 years) constitute 22% of the total population. All social classes and segments of the Jordanian society are distinguished by their members' strong desire to enrol in education, particularly in university education. Very high engagement in education has been noted over recent years, where female enrolment rates have become either equal to or even greater than their male peers across the various educational levels. Unemployment is the most striking challenge young people face; plaguing large numbers of the labour market potential entrants regardless of their academic qualifications, gender or age.

The demographic characteristics of the Jordanian population show that the Jordanian economy faces a challenge of absorbing the large numbers of people entering in the labour market. These attributes also show the incapacity of the economy to provide decent jobs for all employment – making the achievement of the MDGs more difficult.

The major objectives of the national economy in relation to employment can be summarized as follows:

- Increase the ratio of the economically active population, particularly women’s economic involvement;
- Decrease unemployment rates and increase employment among Jordanians;
- Increase the number of job opportunities offered to people with special needs;
- Improve the vocational training system’s efficiency and effectiveness in line with the requirements of the labour market and international standards, through matching the supply and demand sides in the labour market;
- Prompt decent job opportunity generating investments to absorb the increasing inflow of people entering in the labour market;
- Increase engagement by Jordanians in vocational and technical careers; and
- Encourage entrepreneurship and privately owned businesses.

PROGRESS ACHIEVED

Target 1: Halve, between 1990 and 2015, the proportion of people below extreme poverty line.

Numerous endeavours have been made over the last two decades to define poverty lines in Jordan. Launched in 1992, these efforts were developed further using the 2002 data, updated once more in 2006 and finally in 2008. These were made to reflect the large-scale developments that befell the prices of basic commodities including oil and food.

National poverty lines set the abject poverty line at JD 140 per capita/year in 1992, JD 187, JD 239 and JD 292 per capita in 2002, 2006 and 2008 respectively. The values of these poverty lines are equivalent to \$1/day in 1992, \$1.4/day in 2002, \$1.7/day in 2006, and \$1.74/day in 2008 (as per the purchasing power parity (PPP) of the US Dollar) allowing Jordan to exceed the international standard of one dollar a day per capita¹. Moreover, according to the figures shown in table (1-1), the proportion of population living below the extreme poverty line fell from 6.6% in 1992 to 4% in 2002 and to 2.3% in 2006, it further declined to less than 1% in 2008. This is less than the targeted percentage to be reached by 2015, which is estimated at 3.3%.

The absolute poverty line sets the general income or expenditures required for the individual or the household to secure their basic food and non-food necessities related to housing, clothing, education, health and transportation. These national absolute poverty lines in Jordan were set at JD 315 per person per annum in 1992, JD 392, JD 556, and JD 680 for 2002, 2006 and 2008 respectively. The value for these poverty lines in terms of (PPP) was estimated at \$2.4, \$2.9, \$3.8 and \$4.00 per person per day for 1992, 2002, 2006 and 2008 respectively. This means that Jordan has reached and passed the international benchmark of \$2.00 per person per day. On the other hand, the percentage of population below the absolute poverty line, which declined between 1992 and 2006, witnessed a marginal increase in 2008, rising from 13% in 2006 to 13.3% in 2008, see table (1-1).

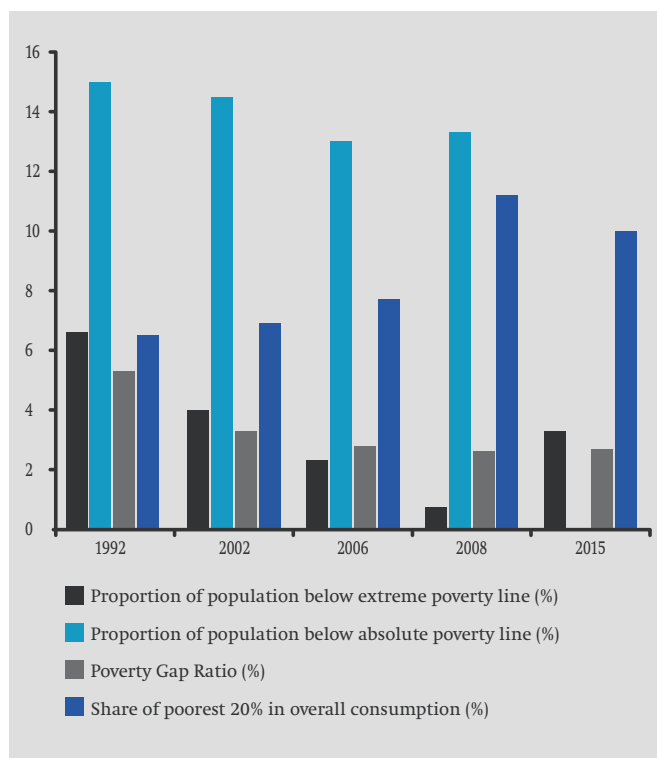
Table (1-1): Poverty indicators in Jordan - selected years

Year	Proportion of population below extreme poverty line (%)	Proportion of population below absolute poverty line (%)	Poverty Gap Ratio (%)	Share of poorest 20% in overall consumption (%)
1992	6.6	15	5.3	6.5
2002	4	14.2	3.3	6.9
2006	2.3	13	2.8	7.7
2008	0.75	13.3	2.6	11.2
2015	3.3	-	2.7	10

Source: Department of Statistics (DOS) and World Bank (WB) study “Poverty Update” 2004, 2009

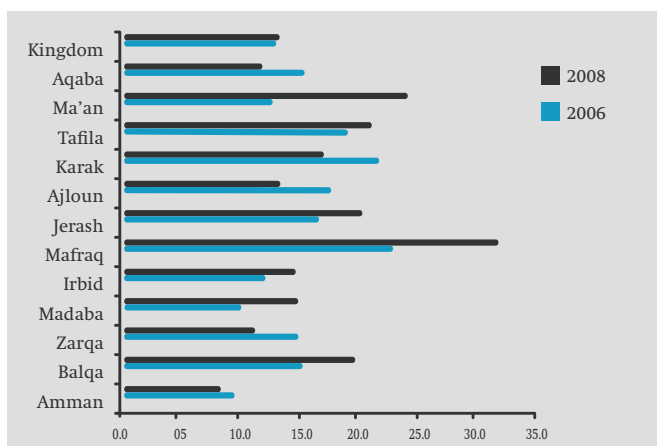
¹ For the above-mentioned years, the US\$-JD PPP given in the International Monetary Fund (IMF) data is used.

Figure (1-1): Poverty indicators in Jordan for selected years



Poverty studies in Jordan indicate that poverty is not equally distributed across the various regions as shown in the figure (1-2). Poverty rates are higher in governorates with lower population density, while they are lower in areas with higher population density. Yet, the larger proportion of the poor are found in larger governorates, due to concentrated economic activity and population in the major governorates, including in the capital.

Figure (1-2): Poverty rates for 2006 and 2008



The poverty gap, which reflects the depth of poverty as well as its incidence, fell from 5.3% in 1992 to 3.3% in 2002 and to 2.8% in 2006; i.e. the abject poverty gap declined by some 50% between 1992 -2006 as shown in table and figure (1-1) i.e. declining to reach 2.6% in 2008. By contrast, the income distribution expressed by the population share of consumption has experienced relative stability between 1992 and 2002 for the poorest quintile of the population. Yet, this share grew by 8% during 2002-2006. The World Bank study “Poverty Update: 2009” indicates that this growth rate is the highest among the other segments of society. The richest 20% of the population and the next downward bracket experienced a drop in their per capita share of consumption between 2002 and 2006. This distribution of income has been reflected through the drop in the Gini index, which measures the income disparity, by about 4.2% during the same period – thus indicating a decline in the inequality index in Jordanian society during those years. The Gini index continued declining between 2006 and 2008, the rate of decline reached 1.5% between these two years.

Despite achievements in decreasing the percentage of population living below the extreme poverty line down to less than 1% in 2008 and reducing the poverty gap to 2.6% in 2008 –hitting lower than the 2015 target, and increasing the share of the poorest 20% of population—which reached 11.2% in 2008, it will be difficult to maintain these results during the coming years. Recent economic changes on the national and international arenas, led to increases in the prices of basic commodities and services like food, oil, transportation that went to add to the stresses witnessed by the labour market. All these factors are likely to create further challenges to the Government effort in poverty alleviation.

Key Issues and Challenges

The following key challenges will, in particular, be emerging during the coming years:

- Higher prices of basic commodities like food and oil, and the increase in housing cost. This is accompanied by the local aftermath of the global financial crisis, manifested in the drop in economic growth rates and increase in the State's budget deficit. As a result, maintaining the accomplishments achieved in the areas of reducing poverty rates and gaps during the last ten years will create a challenge for the Jordanian economy;
- Absence of a national comprehensive strategy on poverty. Through such a strategy coordination will be made among the national actors in the area of combating poverty which leads to the duplication in the work of the institutions and loss of resources;
- There is a need to clarify the concept of corporate social responsibility (CSR) among private sector corporations and to ensure direct interest of the private sector in offering support and assistance for poverty alleviation programmes and projects in a more organized manner .

Target 2: Achieve full employment and decent work for all, including women and young people.

The table (1-2) below shows the GDP per person employed and measures the average production per person employed during 1991-2009. It is clear that the productivity per person employed ranged between JD 4,732 and JD 6,606 in the analysed timeframe and that the overall trend of a worker's productivity has declined during the 1990s. Successively, the productivity went back to increase as of the year 2000, offsetting the decrease that happened in the 1990's, and employee productivity in 2009 has surpassed that of the base year (1991).

During the last two decades, the Jordanian economy has undergone comprehensive restructuring of its macro-economic and micro-economic policies; it strove to develop the level of the infrastructure and information and communication technology (ICT) services and facilities. This process has been accompanied by major restructuring of the education and training sectors. These factors compounded have contributed to the improvement of the employed person's productivity during recent years.

Table (1-2): Growth rates of GDP per person employed and proportion of self-employed people.

Year	Employees' per capita share of GDP in Jordan - JOD	Proportion of those who are self-employed (%)
1991	5430	19.2
1995	4924	19.7
2000	4732	18.9
2005	6176	17.2
2008	6652	15.5
2009	6606	15.9

Source: Department of Statistics

Despite the government efforts and international trends that call for setting up and expanding private and small enterprises, it can be noted from table (1-2) that the proportion of self-employed and contributing family workers, ranged between 19.2% and 15.9% between 1991-2009, reflecting a decline. Jordanians give preference to employment with Government and are only then willing to shift to the non-government sector. Young people in society find obstacles that hinder their access to appropriate funding and their ability to provide needed collaterals to fund and set up small-size enterprises. Such businesses, moreover, encounter problems of marketing and selling their products at a convenient price. Other related problems involve development of small-enterprise services and products, and continued provision of supplies in the market. All these factors increase the risks involved in setting up a private business/enterprise and limit the inclination of both young men and women towards setting up their own private businesses/enterprises.

Jordanian society is predominantly young with a large proportion of the population under the age of employment. Demographic statistics indicate that about 38% of the population are under 15, and that 22% of the population belong to the (15-24) age group, of which high school and university students make the larger part. Hence, these economically inactive age cohorts fall outside the labour force perimeter. Table (1-3) below shows that employment-to-population (15 years+) ratio was slightly more than one third of the population during 1991-2009 – quite a low ratio when compared to the international rates. Causes behind such a low employment-to-population ratio can be accounted for through reviewing the economic participation and unemployment rates in the labour market.

One of the characteristics of the Jordanian labour market is the low-averaged economic activity of the total population (employed and unemployed to total population). Table (1-3) shows that the average of economic activity rate ranged between 38.2% and 41.5% during 1991-2009; in other words two quintiles of the population aged 15 years and more either work or are ready to join the workforce, while the remaining three quintiles neither work nor are ready for employment. Achievement on this indicator is thus very low even when it is compared to the country's counterparts in the Arab world.

Lower economic participation of women in the Jordanian labour market is one of the underlying causes behind such a lack of involvement. Women's participation ratio remained unchanged for many years. Table (1-3) below shows that these ratios stand at no more than 14.9%. Despite the increase in women's economic participation during 2008 and 2009, such involvement remained at very low rates.

Table (1-3): Revised economic participation rate - Selected years

Year	Employment to population (15+) ratio (%)	Overall participation rate (%)	Male participation rate (%)	Female participation rate (%)
1991	34.4	41.5	69.3	11.5
1995	35.3	38.2	68.7	12.2
2000	34.0	39.4	66.1	12.3
2005	32.7	38.3	64.4	11.7
2008	34.5	39.5	64.0	14.2
2009	35.0	40.1	64.8	14.9

Source: Department of Statistics

Labour market data indicates that women's desire to and inclination towards work is positively connected to their academic qualifications, as female university graduates account for the larger proportion of employed women. Employment of uneducated women is subject to socio-cultural considerations that limit the access of this population group to jobs in factories, hotels and other businesses that require working late night hours.

A recently conducted analytical study of the conditions set for the labour market noted a decline in the rates of male involvement in the job market in Jordan over a few recent years. Numerous interpretations were provided to explain this phenomenon; primarily that the government's legislation regarding retirement has allowed employees to opt for early retirement.

Unemployment is prevalent among the various segments of the Jordanian labour market and it is particularly concentrated among young people including the new entrants. Women are at a greater risk of becoming unemployed in comparison to their male counterparts and in addition, the former stay unemployed for longer periods than the latter.

The number of the unemployed people in Jordan was estimated at approximately 180,000 males and females in 2009; the majority of these unemployed men and women hold high school certificates or lesser qualification. In contrast, about 335,000 non-national workers are employed in the Jordanian labour market - the majority of these non-nationals come from Egypt and also have lower academic qualifications.

Table (1-4): Unemployment rates during selected years

Year	Total unemployment rate (%)	Young people unemployment rate (15-24 years) (%)	Male unemployment rate (%)	Female unemployment rate (%)
1991	17.1	12.1	14.5	34.1
1995	15.3	26.0	13.0	29.1
2000	13.7	26.7	12.3	21.0
2005	14.8	31.3	12.8	25.9
2008	12.7	27.4	10.1	24.4
2009	12.9	27.0	10.3	24.1

Source: Department of Statistics

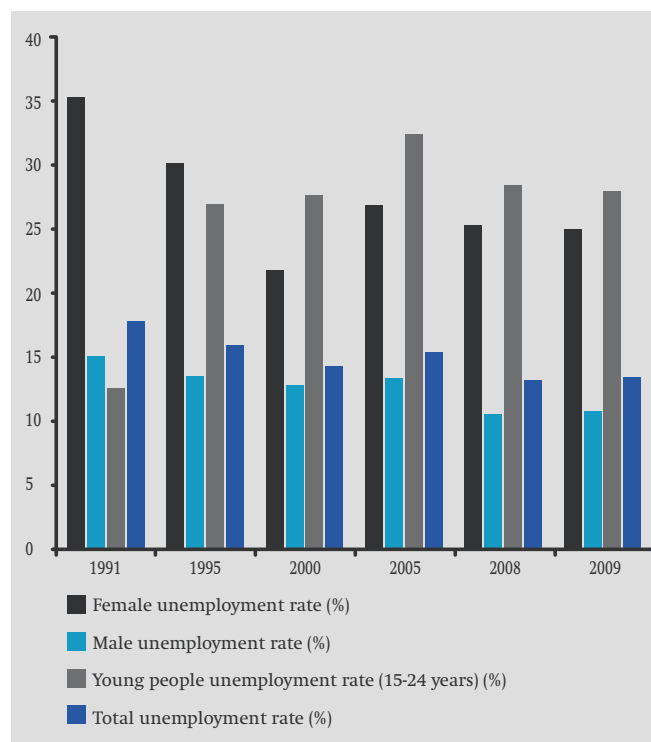
Despite the active policies the GoJ has followed to reduce unemployment and invigorate the labour market, unemployment rates remain relatively high. Data in the table (1-4) indicates that the unemployment rate ranged between 17.1% and 12.9% during 1991-2009. Higher unemployment can be attributed to a battery of causes including inability of the economy to provide job opportunities for all new entrants, mismatch between the education outputs and job market requirements, and the shrinking number of available or newly created vacancies in the public sector. Other causes include a lack of social and health insurance in the informal sector, Jordanians' apathy towards working in certain sectors and careers/professions, and the rise of business owners' dependency on non-national workers.

Unemployment is an economic problem as well as a social problem. The young generation is characterized by the desire for production and employment. Data indicates that in 2009 more than 88,000 young men and women were unemployed. This leaves youth vulnerable to poverty, late marriages or failing to provide for their families. Unemployment rate among this group reached high levels – up to 27% in 2008 and 2009. The data in table (1-4) above shows that unemployment among young people is very high (around 27%) - more than twice the national unemployment rate.

Although females out match males in terms of academic qualifications, data in the above table (1-4) and figure (1-3) indicates that unemployment among women is twice as high as the national average unemployment rate (24.1% for women versus 10.3% for men in 2009). It is worth mentioning that more than 78% of unemployed females are educated (holding an intermediate college diploma or higher) vis-à-vis only 23% of unemployed males who hold the same university certificates.

Given the current inputs, the indicators for this target show that achievement of 'full employment for all' by lowering the unemployment rate to (3-5%) by 2015 will be impossible. Since a leap in women's economic participation over the coming years is unexpected. In addition, higher unemployment rates among young people call for more proactive action in offering effective solutions. All in all, achieving Target 2 of MDG 1 by 2015 is not feasible.

Figure (1-3):
Unemployment rates - selected years



Target 3: Halve, between 1990 and 2015, the population of people who suffer from hunger

Young children nutritional status is a comprehensive index that reflects the household, community and national levels of development. Malnutrition is a direct result of insufficient quantity and quality of food intakes, as well as recurrent infections, or as a result of both. These would lead to a deterioration in the health and nutritional status of children.

Household statistics for the period 1990 through 2009 indicate that there are no substantial disparities between boys and girls in nutritional status, except for obesity, which was higher among boys than girls (8% vs 6%). These statistics also indicate that there is a strong correlation between stunting and area of residence. Children in rural areas are more susceptible to chronic malnutrition than their urban peers. There is also a strong correlation between the education of women and the nutritional status of their children: 24% of the children born to illiterate mothers are stunted compared to 6% among children born to mothers with higher education. In both indicated cases, the level of mother's education as well as the geographical disparities are closely correlated with the social characteristics of related households. The same applies to geo-

graphical distribution; 13% of children in the southern region suffer from chronic malnutrition versus 9% in the northern region and 7% in the middle region.

The indicators in table (1-5) show a significant and ongoing improvement in the nutritional status of children in Jordan. Wasting and underweight ratios declined between 1990 and 2002 by 31% and 29% respectively from the 1990 levels. They continued to further drop for the period 2002-2009 where a 57% decrease in underweight incidence and 25% for wasting was made. On a different level, it can be noted that the achievements made in terms of the underweight indicator in 2009 have actually surpassed the target ratio of 3.2% by 2015. For wasting, the target ratio has already been achieved in 2009.

Table (1-5): Some hunger indicators

Indicator	1990	2002	2009	2015
Under-weight children below 5 years, (weight for age) %	6.4	4.4	1.9	3.2
Weight for height ratio (wasting) (%)	2.8	2.0	1.5	1.4
Population below the minimum level of dietary energy consumption (%)	6.6 (1992)	4.0	-	3.3

Source: Department of Statistics

KEY ISSUES AND CHALLENGES

Jordan is facing chronic challenges that limit its ability to achieve 'total employment for all' and provide decent work - as set out by the MDGs. Key challenges include:

- Higher unemployment rates create a major challenge for the socio-economic policy, especially when such rates persistently remain at higher levels for longer time spans. Despite the economic achievements that the Jordanian economy has accomplished – spearheaded by higher growth rates of GDP (7% on average during 2004-2009), this increase in economic growth rates is not fully reflected in higher employment rates among Jordanians, taking into consideration various other factors impacting unemployment. On the other hand, the global financial crisis started to bear influence on the job market by minimizing its employment capacity.
- High numbers of foreign workers in the Jordanian labour market. About 335,000 non-national workers had been issued work permits in 2009 while unemployment is on the rise among Jordanians. Replacing non-national workers with Jordanians constitutes a significant challenge – knowing that young people from the larger proportion of unemployed Jordanians have low academic qualifications, which thus make them more susceptible to poverty;
- High refined economic dependency at a ratio of 1:4 (each individual supports 4 persons including him/herself), low wages and salaries across a wide segment of workers, and lack of decent employment conditions, particularly in the informal sector, are all factors that render a broad community of Jordanians living close to the edge of the poverty line and run the risk of falling below the line;
- Lower women participation in the labour market dissipates the knowledge-based capital, with particular reference to unemployed educated women. Furthermore, low involvement of uneducated women in the job market increases the risk of families living closer to the poverty line to encounter the problems and burdens of poverty; and
- Other challenges the labour market encounters include the multiple entities involved in the employment policies and programmes, and the guidance these multiple employment policies and programmes need in order to help achieve the MDGs.

THE WAY FORWARD

The following part of the chapter presents the key proposed policies to achieve the MDGs on combating poverty and hunger:

- Develop a clearly-defined national poverty reduction/alleviation strategy with clear goals to achieve specific outcomes during a medium-term time frame;
- Expand the social protection and welfare service coverage through enhancement of the national aid funds and institutions; support the establishment and operation of trust funds, and rehabilitate and train the charities and non-governmental organizations that are involved in the issues of the poor, and combat poverty. The need to move from the concept of social care to that of social development should be emphasized;
- Support and enhance the programmes designed to rehabilitate and train productive households; expand the micro-financing process to cover all poor/ impoverished areas including remote localities and support the funding agencies through capacity building and provision of financial support to them from the donors;
- Provide housing units for the poor and limited-income households. The royal initiative in this regard spearheads such projects that provide decent housing for the poor and needy families;
- Encourage the participation of women within the labour market through support to innovative projects;
- Implementing existing disability legislation and enforcing the right of inclusion in different sectors of the society and the labor market. Enhancing the role of Higher Council for the Affairs of Persons with Disabilities and other concerned bodies in all areas of supporting disabled persons including counselling assessment, training and employment.

- Increase enterprise based learning as a core part of the TVET programmes in full cooperation with private sector enterprises, the Government, CSOs and trade unions.
- Adopt a national strategy attracting high achieving students to TVET programmes, improve the quality of TVET and ensure practical and skills acquisition to

enable the successive replacement of non-national labour with national labour.

- Expand planning and funding for large scale projects in the area of water, energy and transport (particularly railways) as a part of the labour active policy. Such projects are expected to train and employ Jordanians in professional and technical aspects.



References

1. Asa'ad Raji & Mona Amer, "Labour Market Realities in Jordan", Almanar Project, 2008.
2. Valerie Bernvere, *Mysterious Multi-dimensional Poverty and Poor-friendly Growth Procedures in Egypt: 1995-2005*, Cairo: Forum on Economic Research, 2009.
3. United Nations Development Programme (UNDP), *Human Development Report (HDR): 2004*.
4. Nader Mrayyan & Nadia Tikriti, *Poverty Alleviation UNFPA, Action Plan*, 1997.
5. World Bank, *Jordan Poverty Update: 2009*.
6. *Poverty in Jordan and DOS*, various statistical bulletins, several years.



MDG 2

**Achieve Universal
Basic Education**

TARGET

Ensure that, by 2015, children everywhere, boys and girls alike, will be able to complete a full course of basic education schooling

INDICATORS

- Net enrolment ratio (NER) in basic education
- Proportion of pupils starting grade 1 who reach last grade of basic education
- Literacy rate of 15-24 year-olds, women and men

“In turn, we adhere to our pledge to the homeland and its sons and daughters to dedicate to the education sector our deepest attention and consider it our top priority, because schooling is the maker of minds, the guardian of talents and the laboratory of innovation. Our vision for education in Jordan and its future is based on the solid conviction that education is one of the State’s fundamental responsibilities, particularly in terms of quality education and equal opportunities to it. Equity does not stop only at the provision of opportunities, but exceeds it to seeking fairness in the quality of these opportunities, so that our sons and daughters will attain a similar level of education that allows them fair competition on the basis of merit and efficiency and that enables them to sail through professional life with confidence, success and excellence.”

Excerpt from the letter of His Majesty King Abdullah II ibn Al Hussein to school pupils on the occasion of the beginning of the new school year 2008/2009

INTRODUCTION

Jordan has realized the importance of education in terms of ensuring that all children are enrolled in school and focusing on the quality and diversity of education. The GoJ has translated this into specific education policies and working programmes that have ranked Jordan well on the regional and international education map. It can also be argued that education policies have aimed at achieving the following goals:

- Provide access to education for all school-age children as a fundamental right, compulsory and free of charge as enshrined under articles 6 and 20 of the Constitution. Following the Jomtien/Thailand Conference Declaration on 'Education for All' in 1990 Jordan extended the compulsory education term to ten instead of nine years. Furthermore the former elementary and preparatory cycles/levels were merged to form a ten-year basic education level that is compulsory and free in public schools;
- Develop quality education through ongoing programmes that address the teaching/learning environment, school curricula and learning resources – particularly employing modern education technologies. Such development also includes teacher training programmes and diversified and targeted education programmes to address students' needs and aptitudes as well as socio-economic development requirements;
- Achieve equity and equality in the education system through guided programmes and procedures focusing on a standardized level of education services across regions. Eliminate gender disparities and offering special programmes for talented students, as well as for slow learners and students with disabilities; and
- Improve internal and external efficiency levels of the education system by reducing repetition and dropout rates (internal efficiency), and fostering the correlation between educational outputs and the needs of the labour market and socio-economic development (matching).

PROGRESS ACHIEVED

Indicator: Net enrolment ratio (NER) in basic education

NER refers to the total number of children of official age (6-15 years) enrolled in basic education, expressed as a percentage of the total number of children of official basic school age.

As of 1988 in Jordan elementary education ceased to be an education cycle, instead being incorporated into basic education that now includes grades 1 – 10 (6-15 years). Hence, NER indicator values in Jordan are used for the basic education level (6-15 years).

Basic school NERs in Table (2-1) indicate substantial increases since 1990 for boys and girls alike, from 86.7% to 97.6% , demonstrating that Jordan has made considerable strides in providing universal basic schooling and ensuring completion of a full course of basic education. Hence, it can be argued that this goal is in the process of being fully achieved. It is important to note that NERs cannot reach 100%; as pupils of this age-group could be enrolled in the secondary education level (underage) – so they are not out-of-school children. Additionally other children of the same age cohort enrolled in special education programmes are not included in the relevant education statistics. Given the progress of Jordan to date on MDG 2, it makes stronger policy sense to adapt the target and goal, creating a national MDG on education that will measure the participation rate and address issues of quality.

Table (2-1): Basic education NERs, by sex

Year	Male	Female	Total	Gender parity
1990/1991	86.5	86.9	86.7	1.05
1994/1995	91.12	92.34	91.43	1.01
1999/2000	95.8	96.5	96.2	1.01
2004/2005	97.5	97.7	97.6	1.00
2007/2008	97.5	97.7	97.6	1.00
2008/2009	97.5	97.7	97.6	1.00

Source: Ministry of Education, Annual Statistical Reports 1990-2009

Table (2-1) demonstrates that male and female NERs are almost equal, and that Jordan has achieved the gender parity indicator in basic education enrolment. Progress achieved in NERs across gender took place with an increase by 10% from the base year (1990) before slowing down and levelling off eventually.

Figure (2-1): Net enrolment rates

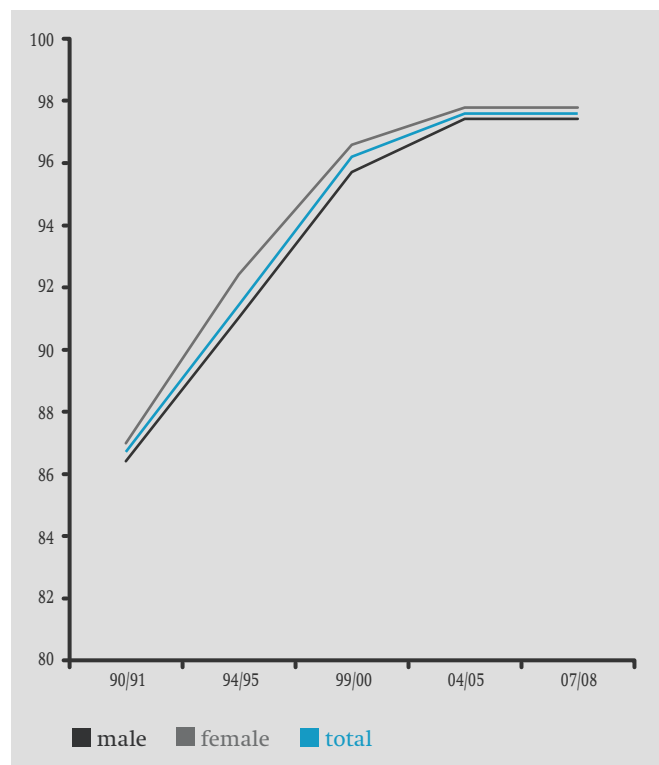


Figure (2-1) by no means indicates that pro-universal basic education policies and procedures have experienced looseness; the situation can be attributed to the fact that improvement is ever more tangible in case of a very wide disparity gap between actual NERs and the absolute index value (100%). Hence, the closer the values get to the 100% mark, the slighter and more difficult the progress becomes. It would also require additional measures to be taken to access the children that cannot be reached or retained in the schooling system through traditional education policies.

Despite the progress achieved in ensuring universal enrolment of the 6-15 year-olds in education, which is compulsory and free for this age cohort, disparity among the governorates on basic education NERs remains, as the 2008/2009 school year data indicates. The highest NERs were achieved in Karak, Madaba, Tafleeh and Ajloun governorates; NERs in Amman and Zarqa were close to the national average (97.5%). Irbid, Mafraq, Jerash, Ma'an and Aqaba fell below the national average, particularly among males. This indicates the possible need for a study to be conducted probing the un-

derlying causes and magnitude of dropouts from basic education in these governorates. Such a survey would also help identify whether some children have ever enrolled. The situation calls for putting in place immediate measures to ensure that all school-aged children, particularly females in Marfaq and Jerash are enrolled and continue their enrolment. The table (2-2) below shows basic education NERs for 6-15 year-old children in the school year 2008/2009, by governorate.

Table (2-2): basic education NERs, by governorate, 6-15-year olds, 2008/2009 School Year

Governorate	Male	Female
The Capital (Amman)	97	99
Balqa	95	97.5
Zarqa	97	97.8
Madaba	99	100
Irbid	95.8	97.8
Mafraq	96	92
Jerash	94.5	93
Ajloun	99	99
Karak	99	100
Tafleeh	98.5	100
Ma'an	95.5	96
Aqaba	95	96
The Kingdom	97.5	97.7

Source: Ministry of Education Statistical Annual Reports for 1990-2009



Indicator: Proportion of pupils starting grade 1 who reach last grade of basic education

Survival rate refers to the percentage of pupils who enrol in grade 1 and successfully complete grade 5 of basic education. This indicator is measured by tracking a group of pupils (usually 100 or 1000 students) from the time of enrolment in grade 1 until successful completion of grade 5 in basic education. This indicator takes into consideration repetition and dropout rates. However, this indicator does not measure the capacity of the education system to include all pupils. Hence the indicator, in its current format, measures only internal efficiency of the education system, and does not indicate the system's ability to reach out to all children of school age. Furthermore, it does not also take into consideration children who have never been to school in the first place. The data in table 2-3 shows remarkable improvement in pupil retention rates, increasing from 92.2% during 1990/1991 to 99% during 2007/2008, i.e. for every 100 pupils joining first grades, 99 of them successfully complete grades. This reflects the ability of the education system to retain a high percentage of pupils in school and we can say that Jordan has achieved this indicator.

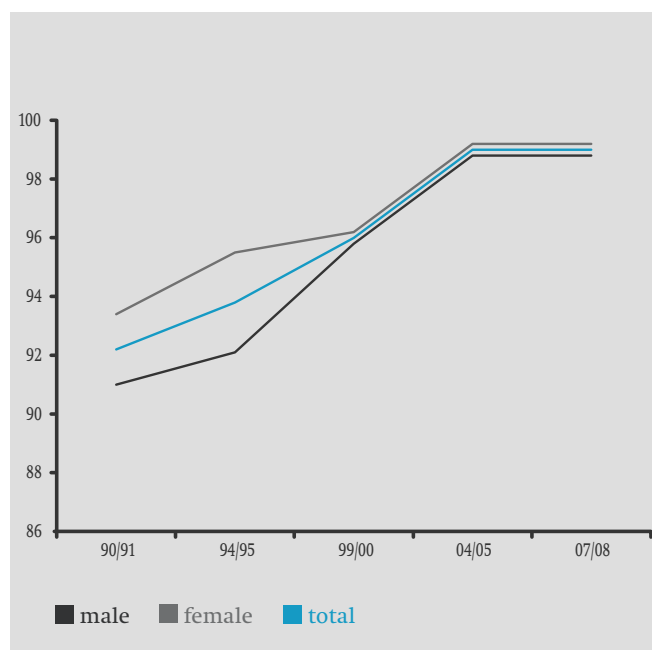
Table (2-3): Survival rates to grade 5 of basic education

Year	Male	Female	Total	Gender parity
1990/1991	91.0	93.4	92.2	1.0
1994/1995	92.1	95.5	93.8	1.0
1999/2000	95.8	96.2	96.0	1.0
2004/2005	98.8	99.2	99.00	1.0
2007/2008	98.8	99.2	99.00	1.0

Source: Ministry of Education Annual Statistical Reports 1990-2009

Improvements in survival rates have been steady among males and females with a slight advantage for females. However, improvement among males has been higher than among females when compared to the base year (7.8% for males against 5.6% for females). This can be attributed to differences in the survival rates at the base year among both sexes. Arguably Jordan has effectively achieved this indicator, one cannot disregard the data which indicates that 1% of children who enrol in grade 1 do not make it successfully through grade 5 (regardless of the level of achievement of the sought for learning competencies).

Figure (2-2): Survival rates upon completion of grade 5



The data for this indicator shows that despite current retention rates the following three issues should be addressed:

- The indicator does not mean that 99% of 6-11 years old are actually enrolled in schools because it does not measure the capacity of the education system to cover all 6-11 years old children to start with.
- The indicator does not address the quality of education pupils receive nor does it indicate the level of achievement of basic learning competencies. The high figures the indicator displays might be influenced by the automatic promotion policies in place. Despite lower dropout rates, the small number of dropouts should be targeted to reduce the chance that this group will join the illiterate segment in the future.
- The current indicator could be better refined to address the national challenges for providing universal basic education and ensuring pupils do not drop out. It is true that this indicator is important to sustain the education system's ability to retain pupils in school and curb their dropout rates, but it does not take into account whether children of school age have actually enrolled. It is eventually advisable to replace this indicator by another one to be called Basic Completion Rate (PCR).

Indicator: Literacy rate among (15-24) year-olds, women and men

Jordan has fought illiteracy through well-defined policies and working programmes targeted to provide informal literacy education programmes for the elderly, in addition to implementing policies directed towards reducing the sources of illiteracy by enforcing compulsory education and limiting school dropouts. These efforts have resulted in lower illiteracy rates among the 15+ year-olds, as it dropped from 68% in 1961 to 17% in 1990 and to 7.8% in 2008. Adult (15+) illiteracy rate reached 7.8% in 2008. (11.6% for females vs. 4.3% for males) falling from 85.4% (for females) and 52.2% (for males) in 1961. Despite its remarkable decline, illiteracy is now more prevalent among females than males, and more spread in rural than in urban areas.

Illiteracy-Free Sub-District

A pilot project was implemented by the MoE in collaboration with UNESCO in 2008 to eliminate illiteracy in the Um-El-Rasas sub-district of the Giza District, within the Amman governorate. The project employed a new methodology adopting a community-based model that took into consideration the characteristics and needs of the illiterate, developed training materials and implemented trainings with full community involvement. As a result, the district was declared illiteracy-free by the end of the project.

Table (2-4): Literacy rates among the 15-24 year-olds

Year	Male	Female	Total
1990	98.20	96.50	97.40
1995	98.61	97.45	98.03
2000	99.02	98.41	98.72
2005	98.90	99.00	99.00
2008	99.10	99.00	99.10

Source: Department of Statistics (Various Surveys 1990-2008)

The data in table (2-4) above indicates that the target for reducing illiteracy rates among the 15-24 year-old age group has been achieved in Jordan; 99% of this age cohort acquired the minimum level of literacy skills with illiterates forming only 0.9% of the targeted population. Literacy rates for young people are mostly similar across governorates and gender. These indicators reflect the effectiveness of education policies in providing universal education opportunities and equity in coverage across governorates. Access to formal and/or informal modes of education has ensured that 15-24 year-olds are usually capable of reading and writing.

Table (2-5): Literacy rates among 15-24 year-old age group, by governorate, 2009

Governorate	Total	Male	Female
The Capital (Amman)	99.1	98.9	99.2
Balqa	99.3	99.3	99.4
Zarqa	99.2	99.0	99.5
Madaba	99.5	99.3	99.7
Irbid	99.1	99.0	99.2
Ma'raq	98.2	98.1	98.3
Jerash	98.8	98.6	99.0
Ajloun	99.2	99.3	99.1
Karak	98.5	99.1	98.0
Tafleeh	99.3	99.3	99.4
Ma'an	98.2	98.1	98.2
Aqaba	98.3	98.3	98.2
The Kingdom	99.0	98.9	99.1

Source: Department of Statistics (Various Surveys 1990-2009)

Nevertheless, this 0.9% of the population remains important when we account for the fact that the indicator does not project literacy levels. Substantial achievements have made towards eliminating illiteracy. This indicates that this specific target has been achieved due to policies adopted that improve levels of participation in education and retention, as much as the effectiveness of the schooling system in helping pupils acquire basic reading and writing skills. Hence, this achievement should be sustained through continued pro-universal basic education policies and improvements in the quality of education. Informal education programmes targeting the illiterate and dropouts also need to be continued.

KEY ISSUES AND CHALLENGES

Jordan has made significant progress on all education indicators – be they related to the provision of quality education, to equity and equality issues, to relevance of education, or to improving the internal and external efficiency of the education system.

Such accomplishment might not have been achieved had it not been for the coalescing of numerous factors, on the part of leadership that has placed education on top of the priorities. Such determination has been manifested in the agendas of the Economic and Social Council, the National Agenda and the initiatives launched by His Majesty King Abdullah II for the education sector. These include school nutrition programmes, school building programmes and the use of IT in education, the Jordan Education Initiative and programmes targeting pupils with special needs. Further to this are initiatives launched by Her Majesty Queen Rania, including the Queen Rania Award for Excellence in Education, Madrasati (My School), Towards a Safe School Environment and Teacher Training Programmes. Despite such achievements, there are still challenges that need to be addressed to ensure provision and sustainability of education for all and the development of quality education.

This is particularly true given the emergence of pressing factors on the education system, of which the most important are the global economic and financial crisis and the stress resulting from accommodating tens of thousands of Iraqi pupils in Jordanian schools.

JORDAN EDUCATION INITIATIVE (JEI)

The JEI was launched by His Majesty King Abdullah II during the World Economic Forum (WEF) in 2003 to serve as a model for public-private partnership (PPP) for developing education through broad utilization of ICT in education. In collaboration with the MoE, JEI offered a role model for effective integration of technology in education and classroom learning in order to improve the quality of education. As part of the Initiative, Mathematics, Sciences, Arabic, English and Civic Education school curricula became computerized. Teachers were also trained on the strategies of using technology in teaching; schools are electronically connected and provided with sophisticated technologies.



Taking stock of the Education for All goals, including this MDG goal on universal basic education and taking also into consideration the national goals on education, key issues can be highlighted and addressed to ensure Jordan's achievement of this goal and all other Education for All (EFA) by 2015:

- Improve school buildings and utilities, as a significant proportion of pupils still receive schooling in rented premises (13%), and about 4% of pupils attend two-shift schools. Modifications to the school building designs need to be introduced so that schools may become easily accessible for pupils with physical disabilities. In light of the cuts in public spending, due to the pressures brought by the global economic and financial crisis, it is expected that construction of new school buildings programmes will slow down. This will worsen even when it comes to the provision of school buildings that are convenient for the needs and requirements of active learning, given in particular the high population growth rates and increased demand on education;
- The noticeable increase in classroom density (overall average is 35 male/female pupils), particularly in major cities like the Capital, Amman; Zarqa and Irbid (about 45 pupils/classroom). Enrolment of thousands of Iraqi pupils in public schools during the last two years (about 25,000 male and female pupils) and the transfers from private and UNRWA schools to mainstream education (about 30,000 male and female pupils per year) over the last three years have increased the student to teacher ratio;
- Although basic education dropout rates are minimal (about 0.4%), an increase in the number of dropouts has taken place during recent years due to economic reasons that spurs male pupils to take accessible job opportunities to help provide for their families.
- A proportion of pupils who manage to successfully complete grade 4 still do not master the basic learning competencies (below the nationally set standards) for reading, writing and math (about one third of the total students); therefore it is necessary to carefully develop curricula and textbooks that suits students needs and learning styles and introduce school-based accountability systems to monitor how students are progressing in achieving learning standards. This should be accompanied by rigorous teachers professional development programmes. Upon analyzing Jordanian pupils' performance in national, international standardized tests, like PISA and TIMSS and General Secondary Education

Certificate Exam (Tawjihi), it becomes evident that quality education is the most salient challenge at hand. Continued efforts will be required to develop education, and adopt non-conventional strategies which focus also on putting in place more effective strategies that bring quality improvement to the classroom and school level, while emphasizing performance monitoring;

- The rising shortage in teachers supply particularly in the fields of mathematics, science and English; and the increasing proportion of male teachers who decline job opportunities outside the capital, especially in remote areas. Other relevant challenges include teacher preparation at the university level and pre- and in-service career development programmes, which are often theoretical in nature and involve large numbers of trainees. In spite of the recent MoE's efforts to develop teacher training and preparation programmes, introduce teacher incentives and pay special occupational allowances in return for service in certain locations.

THE WAY FORWARD

Jordan is about to achieve MDG2 goals on universal basic education. Nevertheless, monitoring achievement within an integrated framework of national efforts to achieve the other MDGs, and realizing the significance of achieving this goal to enhance the possibility of accomplishing other MDGs requires further discussions. Discussions should be conducted not only through nationalisation of this goal's indicators but also through keeping the momentum in education. Provision of education for all with its current indicators – despite their importance, is no longer sufficient for Jordan. MDG2 has to be nationally adapted to new trends that go beyond the mere objective of providing education for all.

In light of the above, education policy trends should focus on the following objectives:

- Bridging the remaining gaps in sub-indicators of MDG2: basic education NERs (2.6%), retention rate (1%) and literacy rate (0.9%). Particularly as the trajectory of progress has now become more stable or already levelled off. The gap can be bridged by enforcing compulsory education at basic levels in accordance with the provisions of MoE's law. Enforcement can be made through adoption of non-conventional approaches while emphasizing the need to adapt education policies on providing universal education at the local level, with a special focus on female enrolment and completion of education in certain regions. Such procedures include;
- Address burdens incurred as a result of enrolment for children in basic education at public schools, including school donation fees;
- Offer incentives for families that do not enrol their children as a result of their poor economic status;
- Link the 6-15 year-olds database at the Department of Civil Status and Passports to the database for the same age cohort at MoE in order to identify the out-of-school children (never-enrolled children or dropouts), to re-enrol/re-integrate them in non formal schooling programmes. It should be noted that there is a need to establish effective integration between formal and informal education programmes;
- Expedite development and periodic upgrade to MoE's dropouts database in order to take the appropriate measures needed to re-enrol student, or to develop special customized programmes to ensure that they do not fall into the illiterate population provided that such a database should include children at risk of dropping out (habitual absence, poor academic performance and engagement in child labour after school ... etc.);
- Make families' eligibility to various national aids funds contingent on having all children are actually enrolled and continue their enrolment in schools;
- Expand the school nutrition programme, given the positive impact it has made in improvements in bio-health indicators, declined dropout rates at the schools covered by the programme, and enhanced learning;
- Expand pre-school programmes, focusing on poor and remote areas by opening more kindergartens in these areas. Enrolments have proven that they produce positive impact on attendance, reduction of dropout rates, and improvements in learning capacities;
- Expand programmes targeting pupils with special needs, emphasizing a strategy for re-integration in mainstream education in coordination with the Higher Council for the Affairs of Persons with Disabilities;

School Nutrition Programme

The school Nutrition programme was launched pursuant to a royal initiative in 1999 to address the diminished health and nutritional status of pupils in remote and poor areas. The programme was gradually scaled up to cover 400,000 pupils in the first six basic grades. The programme provides a meal for pupils half-way through the school day. Evaluation of the programme indicated its impact on improving the bio-health indicators of beneficiary students, on decreasing dropout rates amongst them and improving their learning

Education Reform for Knowledge Economy (ERfKE)

ERIKE I was implemented between 2003-2008 covering basic components such as: re-directing education policies, development of textbooks and testing and examination systems, providing teacher training, integrating IT in education, and building new schools and opening kindergartens in poor and remote areas. UNESCO has hailed ERfKE as a model that possesses the basic elements of success and quality in the technical aspects. It is expected that ERIKE II was launched to cover elements that pertain to development at school level, quality education, special education, school buildings, vocational education, kindergartens and teacher training specialised centres.

Features of Jordan's future education policy within the context of achievements made on MDG2 and other universal education-related objectives require re-adaption of MDG2 at the national level. The education policies could be re-directed to attain the following targets:

- From access to success;
- From parity to equality; and
- From engineering the inputs to engineering for the outputs.

Hence, the Jordanian MDG 2 could be phrased after re-adaptation to read:

Provide quality education opportunities for all and achieve equality and equity in the quantitative and qualitative basic education services.

This goal can be sub-divided into the following objectives:

- Ensure continued provision of basic education for all by 2015;
- Increase integration of pupils with special needs in basic education; and
- Improve mastery of basic learning competencies by pupils.

Monitoring sustained progress in the attainment of goals can be done through the periodic calculation of the following indicators:

- Basic education enrolment rates (gross, participation, NER), by gender and region through time;
- Basic education completion rate instead of retention rate;
- Illiteracy rates for 15-24 year-olds;
- Percentage of pupils with special needs in basic education versus total population with special needs of the same age group; and
- The level of pupil competencies (linguistic and mathematical) by gender and region through time.



References

1. MoE (2007): *National Report on Education for All – Midterm evaluation*
2. MoE: *a group of annual reports for select years*
3. MoPIC and United Nations in Jordan, *MDGs: Jordan 2004 Report*
4. The Jordanian Department of Statistics
5. The World Bank (2008). *The Road Not Travelled: Education Reform in the Middle East and North Africa*. Washington, D.C.



MDG 3

Promote Gender
Equality and
Empower Women

TARGET

Eliminate gender disparity in basic and secondary education preferably by 2005, and in all levels of education no later than 2015

INDICATORS

- Ratio of boys to girls in basic, secondary and tertiary education
- Share of women in wage employment in the non-agricultural sector
- Proportion of seats held by women in national parliament

“While the problems we face are most often enormous and the means available are very little, meagre potential is capable of bringing change; hence, we believe that women's empowerment and their active participation in leadership is the most important guarantor of equity, reform and good governance.”

**Her Majesty Queen Rania Al Abdullah
Address to the World Conference on Women
Leadership Roles**

INTRODUCTION

Political leadership in Jordan has placed special emphasis on women's issues, seeking to improve their status and integrate them into various development projects. This leadership has also worked towards creating favourable circumstances for women's education, capacity building and introduction into various aspects of employment, including those traditionally monopolised by males. Political leaders in Jordan have expedited the pace of political and legal reforms related to women's rights, as is clearly reflected in the National Agenda, 'We Are All Jordan' document, and the National Strategy on Jordanian Women. The following is a summary of objectives that have mainstreamed gender issues and women's empowerment in the working programmes for political and social reforms:

- Enhance and intensify awareness programmes about the importance of the role of women, and educate women in particular on the need to become involved in public life as well as with NGOs;
- Work towards enhancing social attitudes that widen education choices available to women;
- Increase women's contribution to economic activities and render women and men equal partners in development;
- Ensure the principle of equal opportunity in procedures for employment, promotion, and training at public and private institutions;
- Develop programmes that ensure women's political, economic and social empowerment;
- Increase women's enrolment rates in education, rehabilitation and vocational training programmes;
- Enhance female representation in elected councils;
- Ensure increased involvement by women in official decision-making and policy-making positions; and
- Enhance representation of women in faculty and academic leadership positions at the university level.

PROGRESS ACHIEVED

Indicator: Ratio of girls to boys in basic, secondary and tertiary education

Table (3-1) shows that gender equality has generally been achieved in basic and secondary education enrolment rates – 97 female pupils per 100 males with ratios varying depending on the level and stream of secondary education. The female to male ratio (FMR) in basic, general secondary and academic secondary education stood at 96, 110 and 118 females per 100 males respectively, in 2009. The challenge lies in poor female enrolment in vocational training against male enrolment (65 females per 100 males). The underlying cause can likely be attributed to a prevalent culture that prefers academic over vocational training, and to the lack of vocational schools in close proximity to local residences which makes it more difficult for girls to attend them. Nevertheless, this challenge also applies to the male population as their enrolment rates are higher in academic than in vocational training. Generally, female enrolment ratios in education have increased steadily above male enrolment, with the exception of vocational education. This increase can be attributed to the effectiveness of education policies in providing opportunities, particularly for girls, and promoting retention. Thus, it can be said that Jordan has achieved the target to eliminate gender disparity at all education levels.

Table (3-1): Basic and secondary school enrolment ratios: female to male

Female to male ratio by education level:					
School year	91/92	94/95	99/00	04/05	09/10
Basic	94	100	96	97	97.8
Secondary	105	106	102	100	110
Secondary/ academic stream	108	132	122	113	118
Secondary/ Vocational	53	50	59	55	65
Basic and Secondary	96	97	97	96	97

Source: Education Statistics Report (ESR), various years

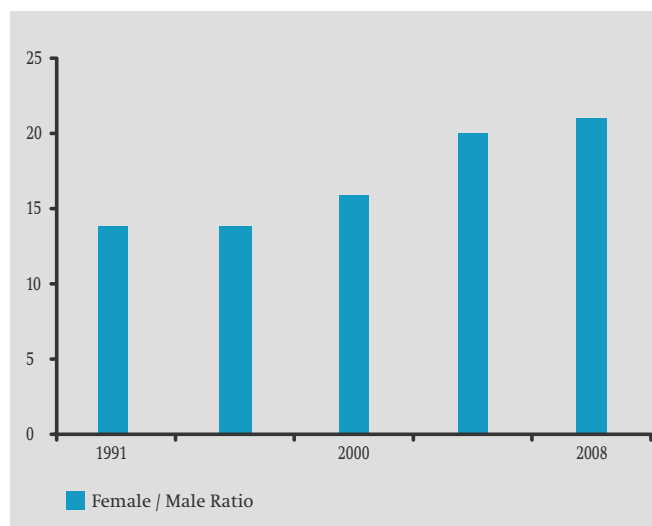
Table (3-2): Female to male ratio in Jordanian universities and community colleges across various major specialties

Female to male ratio in:					
School year	91/92	94/95	99/00	04/05	09/10
Humanities	89	71	104	110	119
Scientific specialties	64	53	60	60	87
State universities	86	74	123	135	131
Private universities	38	39	56	46	48
Universities	87	95	97	100	104
Community colleges	123	178	216	157	137
Higher education	104	116	112	106	107

Source: Annual Statistical Reports on Higher Education in Jordan, various years

In tertiary education, multiple and diverse entry points to education opportunities have led to higher female than male enrolment rates (104 female students to 100 males at university level, and 137 to 100 in higher intermediate college education in 2008/2009). However, this tangible progress in female enrolment rates in various forms and at various levels of education does not preclude some continuing issues. Table (3-2) indicates disparity in the female to male enrolment ratio for scientific majors (up from 64 female vs. 100 male students in 1992 to 87 vs. 100 in 2009). Although more females are enrolled in university education than males (104 against 100), males enrolled in private universities are almost double their female counterparts (48 female versus 100 male). This may be attributed to the fact that more female than male students are admitted to public universities, as females score higher averages in the general secondary certificate exam (Tawjihi), it may also be due to social preferences as parents provide more opportunities for males to enrol in the specialties they like. Females often enrol in majors secured by their Tawjihi grade in high school whereas males join majors they like in private universities (if they fail to meet admission requirements for public universities), and their parents provide the required tuition. Table (3-2) also reflects the rise in female to male enrolments in community colleges (137 versus 100 in 2009, 2010). This could potentially be traced back to more job opportunities accessible to and seized by males (who were not admitted to universities) than by females, after completing high school. As a result of limited job opportunities once they leave high school, females, often enrol in community colleges to enhance their employment opportunities.

Figure (3-1): Female to male (academic) faculty members in Jordanian universities



Source: Annual Statistical Report on Higher Education in Jordan, 2009

A point in case is the increasing ratio of female faculty members in Jordanian universities –from 14 female faculty members per 100 males in 1991 to 21 versus 100 in 2008 Figure (3-1). Though below expectations, such an increase is a qualitative leap in women’s involvement in university education.

The effectiveness of education has also contributed to eliminating gender disparities at all educational levels before 2015, achieving the MDG target. Therefore it is key that policies remain in place to maintain the achievements, provide increased attention to quality of education outputs and enhance women’s involvement in higher education.

Indicators related to women’s economic and political participation

There is a positive and close relationship between economic empowerment and women’s ability to take part in decision-making. Had it not been for the political support of His Majesty King Abdullah II in introducing a quota for women to parliament and municipalities and appointment of women in senior administrative positions, the small percentage of females already involved in political activism, would not have been able to make such achievements.

Despite the improvement in female participation rates in public life, such rates remain relatively low when compared to men: in 2008, 12.7% of the members of the Senate and only 6.4% of the Lower House members (MPs) were women). (Table 3-3). The new elections law has increased the representation of women in the lower house from 5% to 10%.

Forming a Committee on Family Affairs at the Upper House of Parliament

Legislation and laws related to mainstreaming women in development include: a committee on family affairs that was formed at the Upper House of Parliament on 31-03-2008. The Committee has a mandate to discuss and study female-related policies and decisions in order to ensure full development and advancement of women, to collaborate with civil society organisations (CSOs) to hold meetings and seminars on legislation review, and to study international family-related treaties and conventions.

Jordan still faces serious challenges in terms of achieving this target by 2015. Yet, the gender gap can be reduced if the future policies are focused on continued encouragement and preparation of women to become more involved in the decision-making positions.

Table (3-3): Female participation in upper and lower houses of parliament

Indicator	1989	1993	2000	2005	2008
Women's participation in the upper house (Senate)	2.6	5.3	4.4	12.1	12.7
Women's participation in the lower house (representatives)	-	1.3	-	5.8	6.4

Source: Department of Statistics, the Database on Jordanian Women

Data from the Department of Statistics shows that women comprise 27.4% of the municipal council members, 14.3% of the ministers and 17.2% of the staff working in the diplomatic corps, including the ambassadors.

In 2008, 6.2% of judges, 22.7% of professional associations' members and 21% of trade unionists were women (Table 3-4).

Table (3-4): Percentage of women representation in various leadership positions

Indicator	1990	1993	1995	2000	2005	2008
Female participation in all forms of local governance	-	0.5	-	4.4	10.0	27.4
Female participation in ministries	4.8	-	-	3.4	10.5	14.3
Female participation in the diplomatic corps	2.3	-	2.4	3.8	9.8	17.2
Female judges to total judges	-	-	0.2	1.2	2.8	6.2
Female participation in professional associations	-	-	19.2	19.2	22.5	22.7
Female participation in trade unions	5.0	-	5.0	10.0	15.0	21.0

Source: Department of Statistics, the Database on Jordanian Women

Launching the Female Municipal Council Members Knowledge-based Network (Nashmiyyaat)

The Jordanian National Commission for Women (JNCW) in October 2008 launched the Female Municipal Council Members Knowledge-based Network dubbed "Nashmiyyaat", in collaboration with the Local Governance and Enhancing Popular (Grassroots) Participation Programmes and Jordanian National Forum for Women (JNFW) to empower and build the capacity of female municipal council members, as well as to increase the percentage of female members of elected councils, and promote communication and experience sharing among these members.

Enhancement of Female Participation in the Judiciary

To support women to enter the judiciary corps, article 11 of the Judicial Institute's Regulation, No. 88/2007, was amended - establishing the female enrolment ratio at the Institute at a minimum of 15% in the order of the marks scored, if such percentage was not attained upon admitting the first batch of female trainees.

Table (3-5): Share of women in wage employment in non-agricultural sector

Year	%
1991	11%
1994	-
2000	14.4
2005	13.4
2008	15.7
2009	16.2

Source: The Jordanian Woman database, Department of Statistics

The data in table (3-5) shows that the indicator on the share of women in wage employment in the non agricultural sector has not been achieved. The female share in 2009 stood at 16.2% only against 14.4% in 2000, likely due to reduced female participation in the labour market.

Although it will be difficult to achieve this indicator by 2015; the gender gap can be minimized through developing policies that focus on promoting female participation in the labour market.

Table (3-6): Economic participation rates and employment rates by gender

Year	Economic participation rate		Unemployment rate	
	Male	Female	Male	Female
1991	-	-	14.5	34.1
1995	-	-	13.0	29.1
2000	66.1	12.3	12.3	21.0
2005	64.4	11.7	12.8	25.8
2009	64.8	14.9	10.3	24.1

Source: DOS database on employment and un-employment surveys

The result of the Employment and Unemployment Survey in Table (3-6), reveal that female economic participation rate (14.9%) is significantly lower than its male counterpart (64.8%) despite the increases that have occurred since 2000 (12.3%). This improvement is well below aspirations and requires more effective policies and measures to be put in place to promote female economic participation.

Table (3-6) clearly highlights the higher unemployment rates among females than males (24.1% female against 10.3% males) in 2009. The cause might be ascribed to a mismatch between women's majors and labour market's needs, in addition to the conservative attitudes towards women's employment, and the limited job opportunities that are available. The Jordanian labour market is not capable of absorbing all new entrants. The result of the new job opportunities for 2009 showed an increase for women from 15.3 thousand opportunity in 2008 to 22.9 thousand in 2009 while they decreased for men.

Table (3-7): Proportion of individual borrowers from micro-credit funds, holders of securities, owners of land and holders of land possession, by gender

Indicator	2000		2007		2008	
	M	F	M	F	M	F
Percentage of individual borrowers from micro-credit funds	76	24	-	-	44.9	55.1
Percentage of securities holders (equity) / shares	-	-	-	-	57.1	42.9
Percentage of owners of land to total owners	-	-	95.1	4.9	84.9	15.1
Percentage of agricultural land possessions	97	3	-	-	95.5	4.5

Source: Department of Statistics, the Jordanian Woman database

Table (3-7) shows a noticeable increase in the percentage of females amongst borrowers from microcredit funds - increasing from 24% in 2000 to 55% in 2008. This rise reflects a growing trend among females - making use of available opportunities to finance small-size enterprises and to start up their own businesses; policies supporting micro-credit should be sustained and expanded further. It should be stressed that these percentages refer to borrowers from microcredit funds and not from banks.

Jordan has no legislative obstacles preventing women from owning, possessing, supervising or managing property. Yet, there remains a gender gap, clearly in favour of men, when it comes to land ownership. Females make up 15.1% of the total land owners while the remaining 84.9% are males. Female holders of securities (shares) stand at 42.9% versus 57.1% for males. These findings merit further investigation and research to determine how they result from gender issues.

In light of the above, it is evident that progress towards MDG3 on increasing women's contributions to political life and economic activities remains below aspirations. To address that, policies and programmes should be designed to mainstream women in development in different positions and enhance the social environment's facilitation of female empowerment.

KEY ISSUES AND CHALLENGES

Jordan has made significant achievements with regards to certain gender equality indicators. These achievements would not have been possible had it not been for key expressions by the leadership in highlighting women's issues. This trend is clearly reflected in the National Agenda, 'We Are All Jordan' document and the National Strategy on Jordanian Women (2006-2010). Despite these achievements, challenges remain to be addressed to ensure the continued progress of mainstreaming women's issues into national policies and programmes and ensuring female participation in development.

Taking stock of the progress made to date on MDG3, the first half of the goal to eliminate gender disparity in education has been achieved. Jordan has also made progress towards achieving the goal related to increasing women's political and economic participation. Nevertheless, outstanding challenges persist and must be addressed in order to attain broader women's empowerment and employment in particular to ensure Jordan will achieve this key objective by 2015. Challenges can be highlighted as follows:

- Increasing female enrolment in vocational education/training;
- Despite its increase, female enrolment in university science majors remains below expectations;

- Low rates of female versus male participation in the labour market, and higher female unemployment rates;
- Decreasing further the gender gap for women occupying decision-making and policy-making positions;
- Gender gap related to equal access to and control of resources. Women lack information about loans and borrowing, and may not have access to traditional sources of collateral; they also lack knowledge of marketing-related strategies and of supply and demand dynamics and require training in order to empower them to access the labourplace.

THE WAY FORWARD

In light of the above, national policy efforts to bridge the gender gap in equal opportunities to access decision-making positions should focus on the following objectives:

- Raise awareness in Jordanian society about the importance of female participation in all labour aspects, on equal footing with men, and in assuming leadership and policy-making positions;
- Encourage women to establish their own SME enterprises in partnership with credit agencies;
- Review admission policies to universities, through specially designed scholarship programmes and university grants/loans so that females find it easier to join scientific majors;
- Encourage the private sector to provide employment opportunities for women while allowing flexible working hours and promoting work from home options;
- Develop market needs-based training courses to train female university and community college graduates on how to enter the job market;
- Launch awareness raising programmes targeting males and females in schools and universities, in order to educate them on the importance of women's employment and involvement in community development;
- Continue to incorporate the gender perspective in policy-making and public planning, as well as in other institutional activities and services;
- Take a gender responsive perspective when developing public and institutional budgets; and
- Mainstream gender in the development and continuous analysis of annual reports and statistical data.



References

1. *The National Agenda, 2006-2015, The 'Jordan' We Want*, National Library Department, Jordan.
2. *National Committee on Women Affairs, National Strategy on Jordanian Women: 2006-2010*, UNIFEM.
3. *'We Are All Jordan' Document, 2007*, Jordan Observatory Blog <http://batir.jeeran.com/arabic>.
4. *Department of Statistics, Employment and Unemployment Surveys database*, Amman, Jordan.
5. *Department of Statistics, the Jordanian Woman Database*, Amman, Jordan.
6. *Department of Statistics, on new job opportunities for 2008*, Amman, Jordan.
7. *Ministry of Education, Education Statistical Reports*, Amman Jordan.
8. *Ministry of Higher Education and Scientific Research, Annual Statistical Reports on Higher Education in Jordan*, Amman, Jordan.
9. *National Committee on Women Affairs, 2009, Jordan's 5th Report on the Convention on Elimination of All Forms of Discrimination against Women (CEDAW)*, Amman, Jordan.
10. *Al-Kharouf, Amal, Modern Variables and Student Attitudes towards different departments / schools at the University of Jordan and Amman Private University during the Academic Year 2000-2001. Dirasaat: Humanities and Social Sciences Journal, Volume 31, Issue. 3.*



MDG 4

Reduce Child Mortality

TARGET

Reduce by two thirds, between 1990 and 2015, the under-five mortality rate (U5MR)

INDICATORS

- Under-five Mortality Rate (U5MR)
- Infant Mortality Rate (IMR)
- Proportion of 1 year-old children immunized against Measles

INTRODUCTION

Child and infant mortality rates are viewed as key indicators of the overall socio-economic situation, quality of life and living standards in society. In all of its development plans in general, and health-based planning in particular, the Government of Jordan (GoJ) has placed an emphasis on child and maternal health with the aim of reducing child mortality.

Over the last two decades Jordan has adopted a set of health, economic and nutritional plans and policies to support child health and wellbeing. A strong political and governmental commitment exists to achieve MDG4. The 2004-2013 Jordanian National Plan of Action for Children was developed with key themes based on the MDGs.

As part of the Ministry of Health (MoH) National Health Policy, the Government covered all Jordanian children under six by providing free health insurance at MoH hospitals and health care centres. The Integrated Child Health Strategy and Childcare Programme has been adopted and implemented – implementation of this programme was underway in 2009, at the health care centres and UNRWA clinics in seven governorates.

The Government has continued its commitment to support the free National Programme on Immunization (NPI), in addition to the community-based micro-nutrient supplementation programme that seeks to compensate targeted children for vitamin and mineral deficiencies.

The Government has also increased the coverage of free basic health services for mothers and children through expanding the network of woman and child health centres and basic health care centres. Additionally the GoJ has also focused on health-related education and awareness issues, prenatal care, family planning services and immunization. Furthermore, the MoH recently developed quality control plans, programmes and mechanisms in order to improve performance in basic health care services through implementation of international accreditation standards for health care institutions.

PROGRESS ACHIEVED

Progress in child mortality rates:

Jordan has made tangible progress in child growth and development. Under-five mortality rates fell from 39 deaths per 1000 live births in 1990 to 28 per 1000 live births in 2009, an annual decline of 0.55 death per 1000 live births, as shown in table (4-1) and figure (4-1).

The results of the Demographic and Health surveys for the years 1990, 1997, 2002, 2007 and 2009 show that under-five mortality rates declined steadily between 1990 and 2002 when the mortality rates reached 27 per 1,000. The rates then continued to decline to 21 per 1,000 in 2007 only to increase again to 28 per 1,000 in 2009.

It is possible that the reduction in 2007 may not have been a real reduction. Analysis of the results over the past years show that progress on this indicator was achieved during 1990-2002 before stagnating between 2002-2009.

As a result, Jordan needs to exert additional and persistent efforts to reduce the under-five mortality rate by 2.5 deaths per 1000 live births on average annually to achieve MDG4 by 2015. Along the same trend, the infant mortality rate (death before the first birthday) declined from 34 deaths per 1000 live births in 1990 to 23 per 1000 in 2009 at an annual rate similar to under five mortality rate (0.55/1000).

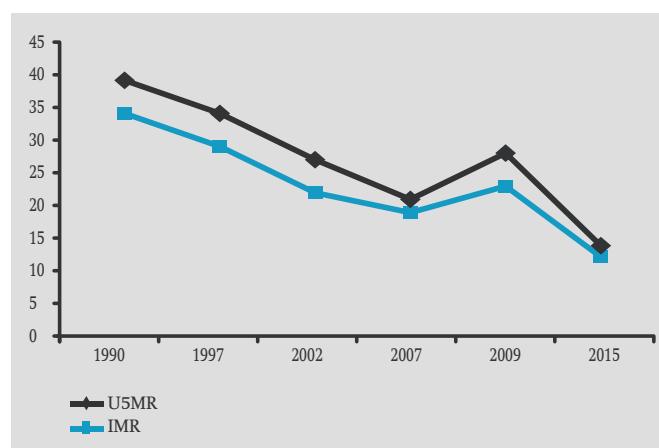
Upon analyzing progress for this indicator, as indicated in the 1990, 1997, 2002, 2007 and 2009 demographic and health surveys, it is clear that Jordan needs more strategic and large-scale programmes and interventions to reduce IMR by 1.95 deaths/1000 live births annually on average to achieve MDG4 by 2015. This is further discussed in the section on “issues and challenges” below.

Table (4-1): Trends of child mortality rates and immunization against measles

Indicator	1990	1997	2002	2007	2009	2015 target
U5MR (per 1000 live births)	39	34	27	21	28	13
IMR (per 1000 live births)	34	29	22	19	23	11.3
Proportion of 1 year old children immunized against measles (%)	85%	90%	95.2%	100%	103%	100%

Source: Department of Statistics (DOS), Demographic and Health Surveys of (DHS) 1990, 1997, 2002, 2007 and 2009 and MOH annual reports

Figure (4-1): Trends of child mortality rates in Jordan, 1990-2009 and targeted rate by 2015



Source: Department of Statistics, DHS surveys for 1990, 1997, 2002, 2007, 2009.

The results of the DHS 2007 and 2009 surveys reveal differences in the infant and child mortality rates according to governorates. However, it should be noted that the numbers of infant and child deaths in Jordan is low and this may lead to variations in these rates. This underscores the importance of improving the quality and accessibility of vital statistics and routine records available on births and deaths in the country in order to supplement the important data that household surveys and other surveys are providing.

Progress on child immunization:

The compulsory National Immunization Programme for prevention of tuberculosis, diphtheria, pertussis (whooping cough), tetanus, polio, measles, hepatitis B and haemophilus influenza, has become a key element in Jordan's national strategy to reduce IMR and U5MR and has achieved significant progress nationwide. Since

1980, the Ministry of Health has issued immunization cards upon the child's first vaccination and requires immunization cards to enrol children in schools. Jordan was declared polio free since 1992 and diphtheria free since 1995, sporadic cases of pertussis and neonatal tetanus have been documented.

In 2009, the proportion of children immunized against measles was 103%, and 110% of the 12-23 month-olds also received their mumps, measles, and rubella vaccines. Similarly, immunization coverage of polio and TB reached 103% and 109% respectively. More than 100% coverage is due to inclusion of non-Jordanian children currently living in Jordan, particularly Iraqi children, in the national immunization programme.

Adaptation of child mortality indicators to the Jordan context:

In 2009, child mortality during the first month after birth, also known as neonatal mortality was 15 per 1,000 live births at the national level, and accounted for 65% of the total infant mortality. Further reductions in IMR and U5MR will require additional efforts in addressing neonatal mortality rates. Accordingly, it is recommended that a national neonatal mortality rate (NMR) indicator be added to MDG4 with a specific goal set forth and achieved by 2015 (proposed: 7.5 deaths per 1000 live births). To this end, Jordan, with support from UNICEF, is currently conducting a national study to determine the causes of neonatal mortality and develop a plan of action to address this important issue.



KEY ISSUES AND CHALLENGES

Progress has been achieved in child mortality rates during the 1990s in Jordan. However, challenges remain to be addressed such as:

- Stagnation of child mortality rates over the last 7 years;
- Disparities in child mortality rates amongst regions and governorates, and in particular urban and rural areas;
- Short birth-spacing (one third of the births take place at less than two year intervals);
- Increased probability of high-risk pregnancies which increases with the woman's age, duration of spacing between pregnancies, and the number of pregnancies;
- Lack of improvement of exclusive breastfeeding rates (up to six months) which according to DHS had declined from 27% in 2002 to 22% in 2007;
- Need for additional financial resources to ensure sustainability of immunization programmes and expansion to include new vaccines;
- Prevalence of marriages amongst relatives (40% of marriages) in Jordan, which is correlated with certain congenital diseases like Thalassaemia and other diseases;
- Need to strengthen the information systems to monitor child morbidity, mortality and disability.

THE WAY FORWARD

Additional efforts should be put forth during the next five years to reduce child mortality rates and accelerate progress towards 2015. In order to do so, more strategic programmes and interventions, particularly in the least privileged communities and areas, need to be put in place as follows:

- Expansion and improvement of peri- and postnatal care and follow up in high risk pregnancies as well as development of educational programmes targeting expectant mothers especially in rural areas and least privileged governorates;
- Enhancement of the expanded child health care programmes to improve the performance of the health system and home and community-based child care programmes;

- Development of systems for prevention programme and early detection of diseases associated with malnutrition among children;
- Optimal enforcement of national policies and legislation for implementation and monitoring of exclusive breast-feeding codes;
- Monitor implementation of the 2004-2013 Jordanian National Plan of Action for Children and introduce new vaccines such as Pneumococcal vaccine, Hepatitis A, Chicken pox and the rota virus vaccine as per the plan;
- Provision of additional modern and advanced medical equipment, critical care and capacity building of the human resources necessary to provide care for newborns and disabled children;
- Approach international agencies for enhanced technical assistance and expertise, as well as increased funding to child health care services;
- Improve national information systems (disaggregated to the regional/governorate level), to document and analyse causes of child morbidity and mortality and of child psycho-social health and disabilities;
- Put a mechanism in place to ensure registration of neonatal deaths outside hospitals;
- Design plans and programmes to address disparities in child health and mortality indicators at the governorate and regional levels; and adopt working methodologies with the local communities to achieve these objectives;
- Intensify awareness campaigns on neonatal health care, promotion of exclusive breast-feeding during the child's first six months and introduction of supplementary feeding; and

References

1. UNICEF-MENARO, Amman – Jordan: the 2008 State of the World Children's Report. Available at <http://www.unicef.org/sowc08/report/repot.php>.
2. DOS: the DHSs - 1990, 1997, 2002, 2007 and 2009 reports.
3. National Council on Family Affairs 2008, Children in Jordan: 2006/2007 Situation Analysis. Available at [http://www.ncfa.org.jo/Portals/1/Publications/Children%20in%](http://www.ncfa.org.jo/Portals/1/Publications/Children%20in%20).
4. MoH. 2009 Preliminary Statistical Report (Unpublished).
5. MoPIC / UN in Jordan, MDGs: Jordan Report, 2004.
6. MoH, Directorate of Information and Research, Mortality Record for 2007.



MDG 5

Improve Maternal Health

TARGET₁

Reduce by three quarters, between 1990 and 2015, the maternal mortality ratio

INDICATORS

- Maternal mortality ratio (MMR) per 100,000 live births
 - Proportion of births attended by skilled health personnel
-

TARGET₂

Achieve, by 2015, universal access to reproductive health services

INDICATORS

- Contraceptive prevalence rate (CPR)
- Adolescent birth rate
- Prenatal care coverage (at least one visit and at least four visits)
- Unmet need for family planning

INTRODUCTION

Reproductive health is a key component of the Jordanian National Population Strategy (NPS) which aims to achieve a balance between population growth and natural and economic resources. This balance would support sustainable development and improvement in the standards of living for individuals and families. In 2008, the Higher Population Council (HPC) launched Phase II of the 2008-2012 National Reproductive Health/Family Planning Action Plan (RHAP II). This plan focuses on reproductive health and family planning aiming to reduce the fertility rate and population growth, improve maternal and child health, and support women's empowerment. In 2009, the Government of Jordan adopted a policy document prepared by the Higher Population Council on "The Demographic Opportunity in Jordan" that views reproductive health and family planning as key entry points and foundations for policy implementation.

PROGRESS ACHIEVED

Progress on maternal mortality ratio indicators

The Maternal Mortality Ratio (MMR) fell from 48 deaths per 100,000 live births in 1990 to 41 per 100,000 in 1997 and 19 per 100,000 in 2009. Overall the MMR has fallen at 5.4% per annum over the last ten years.

If MMR continues to decline at the same rate, Jordan should be able to achieve, if not surpass, the MDG5 Target 1 (reduction of MMR to 12 maternal deaths per 100,000 live births by 2015). Table (5-1) and figure (5-1).

According to the National Maternal Mortality Study (2007-2008), published by the Higher Population Council (HPC) in 2009, 15.8% of total maternal mortality is taking place in the southern region (disproportionate to the 9% of the population living in the region). The disparities in MMR across regions indicate the need for further targeted efforts. The study further shows that 63.2% of maternal mortality occurs in the post natal period and about 56.6% of maternal mortality can be primarily attributed to bleeding (haemorrhage), blood clotting (thrombosis and thromboembolism), and sepsis. While no physical or infrastructure barriers exist preventing access to health care centres, 56.6% of mortalities were late in seeking care. This could be due to cultural factors or a lack of knowledge among the women and their families of the risk factors that necessitate seeking professional care. Some 53.9% of the maternal deaths could have been avoided had their causes been diagnosed or treated earlier.

Higher Population Council / National Population Strategy (NPS)

The NPS aims to achieve four central and strategic goals between 2000-2020, across four themes: reproductive health, gender equality/equity and women's empowerment, population and sustainable development, and NPS support and implementation.

1. Reduce maternal mortality ratio (MMR) through the following:
 - Reduce levels of exposure to risks related to closely-spaced, early and late childbirths;
 - Improve opportunities for use of safe maternity services; and
 - Expand and further focus on the basic health care services network including postpartum care services.
2. Reduce IMR through the following:
 - Prevent dangers inherent in high risk pregnancies;
 - Promote and activate procedures provided for under the national breast-feeding policy;
 - Provide health education and make use of available services to better convey information; and
 - Sustain achievements of the national programme on child immunization against child disease and malnutrition
3. Reduce, by 2020, the total birth rate to less than 2.5 live births per mother through the following:
 - Increase the prevalence of family planning methods; and
 - Improve the effectiveness of family planning methods and the quality of related services.
4. Increase prevalence of family planning methods through the following:
 - Advocacy for the principle of spousal free choice in the number of children they want to have and birth spacing;
 - Provide good quality family planning services at all levels;
 - Remove barriers that prevent use of contraceptive methods;
 - Improve the quality of counselling, information, education, communication, guidance and services;
 - Increase men's participation in the responsibility for family planning;
 - Promote of exclusive breast-feeding in order to increase birth spacing.

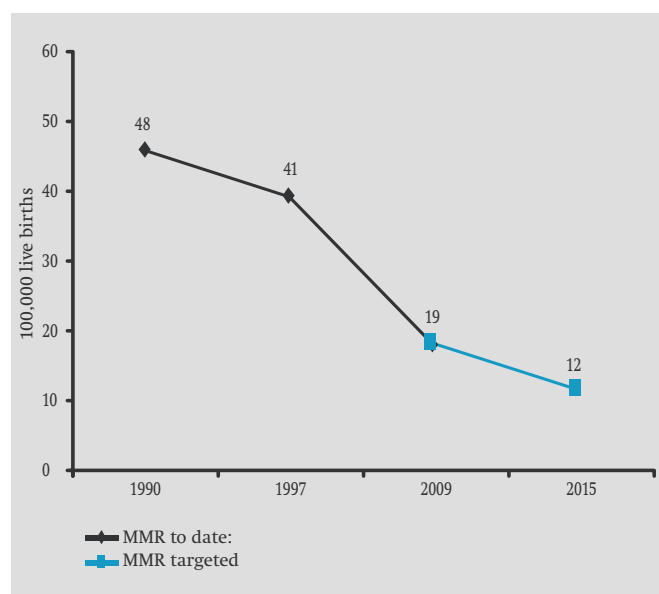
Table (5-1): Maternal Mortality Trends and Proportion of Deliveries Attended by Skilled Health Personnel

Indicator	1990	1997	2002	2009	2015
MMR per/100,000 live births	48	41	-	19	12
Proportion of deliveries attended by a skilled health personnel	87%	93.1%	99%	99%	100%

Source: HPC, Maternal Mortality Study in Jordan, 2007-2008; DOS; DHS surveys conducted in 1990, 1997, 2002, 2007 and 2009.

According to a joint report produced by WHO in cooperation with relevant international agencies¹, which classifies countries in five categories in light of their MMRs, Jordan is among the highest ranking countries in category II with a MMR ranging between 10 and 199 deaths per 100,000 live births. Advanced countries, such as Western European states, Canada and Australia rank first with MMR rate less than 10 deaths per 100,000 live births.

Figure (5-1): MMR Trends data in Jordan – 1990-2009



Source: HPC, Maternal Mortality Study in Jordan, 2007-2008.

The remarkable progress that Jordan has achieved in reducing MMR can be attributed to improvement in the following reproductive health indicators:

- The proportion of deliveries attended by qualified medical staff and at a medical facility increased from 87% in 1990 to 99% in 2007;

- The majority of women 96% receive prenatal health care from physicians, and 82% of first time mothers are attended by physicians;
- 84% of expectant mothers have 6 or more prenatal health care visits throughout their pregnancy;
- 81% of pregnant women receive ferrous fumarate (iron) and folic acid tablets;
- Increase in median age at first marriage among females (15-49 years) from 19.6 years in 1990 to 21.5 years in 1997 before reaching 21.8 years and 22.2 years in 2002 and 2007, respectively;
- The adolescent female marriage ratio (15-19 years) fell from 10.6% of total female marriages in 1990 to 6.8% in 2009;
- The proportion of young women (age 15-19 years) who had given birth to one or more children declined from 7.4% of total mothers in 1990 to 4.7% in 2009;
- Increase in contraceptive prevalence rate (all methods) among 15-49 year-old women from 40.2% in 1990 to 59.3% in 2009.

Maternal health indicators

The contraceptive prevalence rate among 15-49 year-old women increased from 40.2% in 1990 to 59.3% in 2009 (table 5-2). In 2009, use of modern family planning methods reached 42% against 17.2% for traditional methods.

Contraceptive prevalence rates vary across regions; nationwide, the lowest rate was in the rural and Badia areas, as well as in Karak, Mafraq and Ma'an governorates. The unmet need for family planning services was reduced nationally from 22% in 1990 to 11% in 2002 but has been stagnant since then (12% and 11% respectively in 2007 and 2009), table (5-2). Unmet need for family planning is higher among older women (45-49 yrs), the uneducated, and those in lowest wealth quintile .

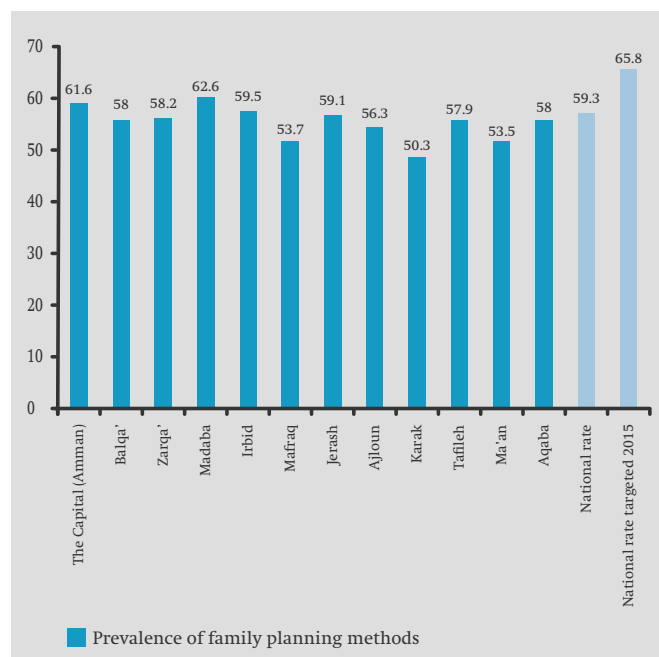
¹ Maternal Mortality in 2005. Estimates Developed by WHO, UNICEF, UNFPA and the World Bank, 2007.

Jordan will need to double its efforts towards new programmes and creative methods to achieve the second MDG5 Target 2 (achieve, by 2015, universal access to reproductive health) in particular increasing contraceptive prevalence rates (CPR) to 65.8%, table (5-2). This increase in CPR is regarded as one of the key entry points to reach a total fertility rate of 2.5² by 2017 (as per the National Agenda) and 2.1 by 2030 (as per the “Demographic Opportunity in Jordan” policy document) to benefit from the demographic transition the country is witnessing.

The adolescent birth rate among young mothers under 19 years old fell from 7.4% of the total births in 1990 to 4.7% in 2009 Figure (5-3). This rate is low compared to other countries, however, it is important to note that they are higher than the national level in the Badia, central region, as well as among young women with no education. It is also worth noting that the rate has not witnessed further decrease in the recent years.

While the coverage for prenatal services (at least one visit) ratio was 99% in 1997 – compared to 80% in 1990; postnatal visits (at least two visits) stood at only 68% in 2007, with disparities across the regions in comparison to the national levels.

Figure (5-2): Prevalence of family planning methods rate, by governorates, in 2009 (100%)



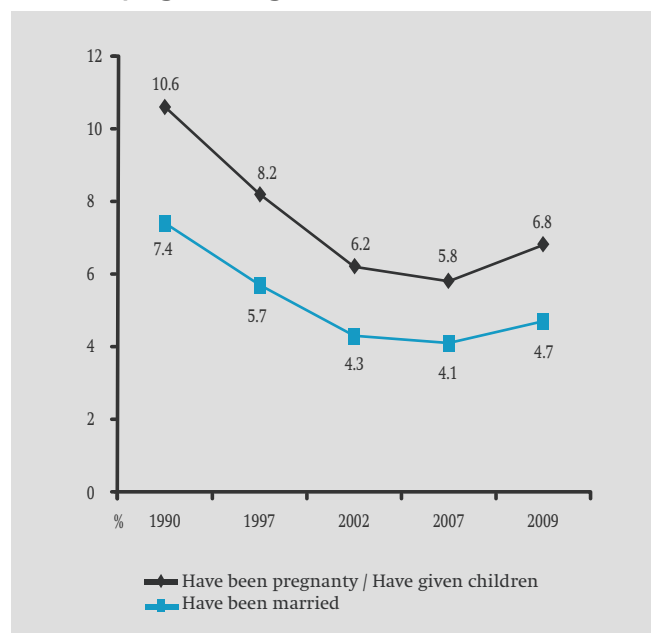
Source: DOS, Demographic and Health Survey, 2009

Table (5-2): Trends of the reproductive health indicators

Indicator	1990	1997	2002	2007	2009	2015
1. Contraceptive prevalence rate (%)	40.2	53.6	55.8	57.1	59.3	65.8
2. Female adolescents fertility rate (%)	7.4	5.7	4.3	4.1	4.7	2
3. Prenatal care (%)						
One visit	80.2	95.6	98.6	98.8	-	100
Four visits			90.9	94.1	-	
4. Unmet need for family planning (%)	22	-	11	12	11	-

Source: Department of Statistics, DHS-1990, 1997, 2002, 2007 and 2009 report

Figure (5-3): Proportion of 15-19 year - old girls ever married, pregnant or gave childbirth



Source: DHS - 1990, 1997, 2002, 2007, and 2009.

Adaptation of maternal health indicators

There is a need to adapt some indicators related to Target 2 (achieve, by 2015, universal access to reproductive health) to the Jordanian context in order to make them more responsive to and aligned with the reproductive health issues and needs in Jordan as follows:

1. Change the title of “Adolescents Childbirth Rate” to read “Under-19 female birth rate”.

² The targeted TFR was amended to be 3 in light of the results of the DHS 2009

2. Add a new indicator to the set of Target 2 indicators: “Percentage of women receiving postnatal care (2 - 4 visits). Such care would help reduce MMR, as 70% of maternal mortality takes place during postpartum. In addition, the data used to monitor and measure this indicator is provided by DHS.

KEY ISSUES AND CHALLENGES

Despite tangible improvements in MMR and the proportion of births attended by specialists in health facilities (99%), imbalances and challenges persist in maternal health including:

- Increase in caesarean sections in 2007 to 19% according to DHS data, and 27.7% according to the study on maternal morbidity (compared to the WHO guidelines of 5-15%). Rates that are above 15% indicate unnecessary caesarean sections are being performed on mothers;
- Low percentage of women receiving post natal care; especially since a significant proportion of maternal and newborn mortalities take place within 48 hours

of childbirth. The basic reason why women do not seek post natal care is due to their lack of knowledge about the need to return to their doctor and have postnatal examinations, and not in the lack of postnatal care services;

- Regional differences in women’s health seeking behaviour related to pre natal and post natal care which is higher in the urban and central regions compared to the rural and Badia areas, as well as in the Northern and Southern regions.;
- Differences in the contraceptive prevalence rates which are lower in the Badia and rural areas, as well as Karak, Mafraq and Ma’an governorates. In addition, the prevalence of traditional contraceptive methods remains high;
- The rates of unmet family planning needs vary across regions, where they are highest in Ma’an, Karak, Aqaba and Mafraq governorates;
- Shortage in the availability of female reproductive health care providers, particularly in rural, poor and remote areas.



THE WAY FORWARD

For progress on reproductive health indicators to continue and for the above-mentioned challenges and issues to be addressed, further focus and emphasis needs to be placed on the following programmes and activities:

- Investigate the high prevalence of caesarean sections, and develop national protocols to control this practice;
- Improve national capacity to regularly collect, update, analyse and use quality data on maternal morbidity, mortality and reproductive health;
- Develop national programmes in collaboration with international partners to target the least-privileged segments and geographical areas that evidently suffer from poor achievement of the health related MDG indicators;
- Intensify efforts in promoting and providing family planning to reduce the fertility rate and focus on population segments that have the highest unmet needs;
- Study the causes and risk factors affecting maternal health, and establish special clinics for high risk pregnancies at the woman and child health centres in order to detect and provide necessary care to such cases;
- Improve the quality of health services, particularly at the woman and child health centres and basic health care centres;
- Improve access to above-mentioned services with special focus on areas with the least achievements in terms of the MDG indicators;
- Develop home-based care programmes or mobile clinics in collaboration with the private and NGO sectors to provide pre- and postnatal care;
- Expand the information system connecting health care centres to obstetric clinics and wards at referral hospitals;
- Develop a simple yet effective mechanism to refer women with high risk pregnancies to referral hospitals;
- Provide sufficient numbers of female reproductive health care providers, particularly in the areas with lower contraceptive prevalence rates and higher unmet needs for family planning; and
- Effectively involve the private sector in providing reproductive health and family planning counselling and services.



References

1. Department of Statistics, Demographic and Health Survey (DHS) in Jordan - 1990, 1997, 2002, 2007, and 2009 reports.
2. National Council for Family Affairs (NCEA), 2008, *The State of Children in Jordan 2006/2007*
3. Ministry of Health (MOH), 2009 Preliminary Statistical Report (Unpublished)
4. Higher Population Council (HPC), *National Population Strategy in Jordan: 2000-2020*
5. Ministry of Planning and International Cooperation and UN Agencies in Jordan, *Millennium Development Goals (MDGs), Jordan's 2004 Report*
6. Higher Population Council (HPC), *Maternal Mortality in Jordan: 2007-2008*
7. World Health Organisation (WHO), *Maternal Mortality in 2005: estimates developed by the WHO, UNICEF, UNFPA and the World Bank, Geneva, 2007*
8. *The National Agenda, 2005 – Social and Health Care Theme*
9. Higher Population Council (HPC), *The Demographic Opportunity in Jordan: A Policy Document, October, 2009.*
10. Higher Population Council, UNFPA, *Jordan's National Report on Progress in Implementing plan of action of the 1994 Cairo International Conference on Population and Development, July 2009*
11. Higher Population Council, UNFPA, *Maternal Morbidity in Jordan (2006-2008), August 2009*



MDG 6

**Combat HIV/ AIDS,
Malaria and Other
Diseases**

TARGET₁

Have halted by 2015 and reversed the spread of HIV/ AIDS

INDICATORS

- HIV/AIDS incidence rate among the population (per 10,000 persons) aged 15-24
 - Condom use at last high-risk sex
 - Proportion of population aged 15-24 year old with comprehensive correct knowledge of HIV/ AIDS
 - Ratio of school attendance of orphans to school attendance of non-orphans aged 10-14 years
-

TARGET₂

Achieve, by 2010, universal access to treatment for HIV/AIDS for all those who need it

INDICATORS

Proportion of the population with advanced HIV infection with access to antiretroviral drugs

TARGET₃

Have halted by 2015 and begun to reverse the incidence of Malaria, TB and other major diseases

INDICATORS

- Incidence and death rates associated with Malaria
- Proportion of children under 5 sleeping under insecticide-treated bed nets
- Proportion of children under 5 with fever who are treated with appropriate anti-malarial drugs
- Incidence, prevalence and death rates associate with tuberculosis (TB)
- Proportion of TB cases detected and cured under directly observed treatment short course

INTRODUCTION

The Government of Jordan (GoJ) has been interested in monitoring HIV/ AIDS and tuberculosis (TB) since detection and diagnosis of the first cases, and have launched national prevention and control strategies and programmes. While progress has been achieved in combating these and other epidemic diseases, the incidence/prevalence of other non epidemic diseases has created new challenges. Non epidemic diseases like diabetes, cancer and cardiac diseases have created health-related challenges for officials and citizens alike, particularly in relation to the higher cost of treatment and difficulty to detect/diagnose and treat such diseases in their early stages. For the Government of Jordan, non-communicable diseases are a priority in addition to HIV/AIDS and are addressed as part of its adaptation of MDG6 to respond to its national priorities.

PROGRESS ACHIEVED

HIV/ AIDS

The prevalence rate for HIV in Jordan is considered to be very low. The first HIV positive case in Jordan was diagnosed in early 1986 and, by the end of 2009, the total number of cases reported since the detection was 713 or one case per 10,000 citizens.

While some 70% of the cases are among non-Jordanians, it should be mentioned that voluntary HIV testing is scarce, which is a contributing factor to the lack of awareness and comprehensiveness of HIV/AIDS statistics amongst Jordanians. The higher ratio among non-nationals might give us a false impression that there is low prevalence among Jordanians, as very few Jordanians volunteer to be tested.

The age groups most affected among reported cases are those between the ages of 20-29, 30-39, and 40-49 years old. These age groups represent 26%, 34%, and 14% of all cases respectively. 81% of all infected persons are male. Of the reported cases among Jordanians, 57% are in the capital Amman, with Irbid and Zarka the next highest governorates with 15% and 13% respectively. 22% of the cases are believed to have been infected inside Jordan, 74% outside of Jordan and 5% of cases are undetermined¹.

¹ Jordan's report to the United Nations General Assembly Special Session UNGASS, 2010

National AIDS Programme

The Ministry of Health (MoH) launched the National AIDS Programme (NAP) in 1986 through the Basic Health Care Directorate, with support from the WHO, UNAIDS and other UN agencies. The Programme aims at halting and controlling the prevalence of HIV/AIDS locally as well as at alleviating the suffering of people living with HIV (PLWHIV) and their families. Jordan is executing a multi sectoral response to HIV/AIDS, led by the National AIDS Programme and guided by the National AIDS Strategy. Through the extensive collaboration of all stakeholders, Jordan has succeeded in meeting the three main requirements to scale up towards universal access: one agreed HIV/AIDS Action Framework - the National AIDS Strategy which provides the basis for coordinating the work of all partners, one national AIDS coordinating authority - the Country Coordination Mechanism - that has a broad-based, multi-sectoral mandate and one agreed country-level monitoring and evaluation system. The key focuses of the National AIDS Strategy are the prevention of the spread of the virus and the treatment, care and support of PLWHIV.

The National Strategy to Combat HIV/ AIDS 2005-2009

The Strategy includes four themes:

- Theme I: Collection, analysis (processing) and use of strategic data on HIV/AIDS prevalence and the national response (to this epidemic)
- Theme II: Prevention of HIV infection
- Theme III: Provision of care, support and treatment for PLWHIV
- Theme IV: creation of a conducive environment to support and activate the national response to HIV/AIDS through policy development, elimination of stigmatisation and discrimination against PLWHIV, fostering the health regime and civil society role, and mobilisation of resources.

Table (6-1): Trends for indicators to halt the prevalence of HIV/AIDS and its treatment

Indicator (after adaptation)	1990	2002	2009	2015
Proportion of population aged 15-24 years with sufficient knowledge about and prevention of HIV/AIDS	-	72%	-	100%
Proportion of PLHIV with access to drugs	100%	100%	100%	100%

Source: MoH, the Annual Statistical Report, 2009, Jordan's report (UNGASS), 2010

As can be seen in table (6-1), a number of the internationally endorsed indicators for this goal are difficult to measure in Jordan. This is due either to the low prevalence of the disease, for example the indicator on prevalence among 15-24s and the indicator on children orphaned by HIV, or because it is difficult culturally to measure this indicator, for example condom use at last high risk sex.

On the causes of HIV transmission, sexual transmission ranked first by 60% of the registered cases in Jordan. The MoH provides free medication to all registered PLHIV who regularly visit the NAP clinics.

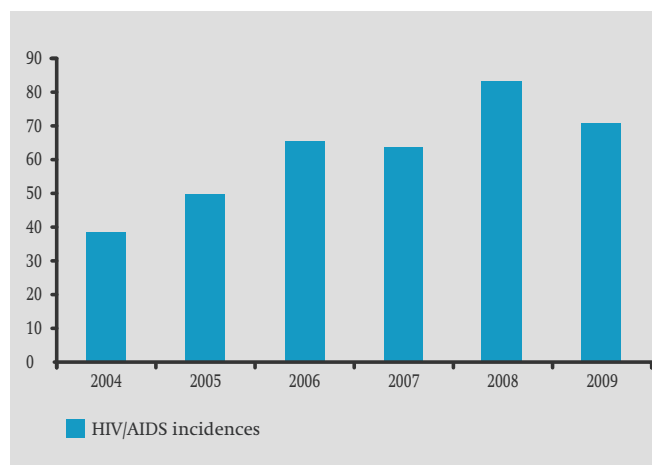
It is important to clarify that the low HIV/AIDS prevalence rates may not necessarily reflect the actual magnitude of the problem in Jordan. Known cases were discovered through passive reporting, keeping in mind that due to stigmatisation, self-reporting and voluntary testing is low. MoH has sought to increase citizens' awareness about HIV/AIDS; yet social perceptions regarding the disease make it unacceptable to talk about its causes, means of transmission, prevention and treatment. Concerted efforts, including those of the civil society organisations, will be necessary to ensure that HIV prevalence is halted before the currently low incidence/prevalence rate becomes a hard-to-solve problem in the future.

Table (6-2): Causes of HIV/AIDS transmission in Jordan, 2009

Sexual transmission	Blood and its products	Syringes	Mother-to-Child (MTC)	Unspecified
60%	28%	2%	4%	6%

Source: MoH, Annual Statistical Report-2009

Figure (6-1): Number of HIV/AIDS cases among Jordanians and non-nationals, 2004-2009



Malaria

Malaria was one of the most dangerous endemic diseases during the first half of the 20th century in Jordan. It was the prime cause of fatalities in the Jordan Valley and the surrounding highlands. In 1959, Jordan launched a programme to eradicate the disease, achieving success by 1970. During 1970-2000, Jordan was declared Malaria-free. In 2001, 124 cases of Plasmodium Vivax and Plasmodium Falciparum were detected among 59,235 blood samples collected during epidemiological surveillance.

Five percent of the Jordanian population are prone to Malaria incidence; primarily among population concentrated in the Jordan Valley and the surrounding highlands. Malaria is carried into the country through migrant workers or military staff working in peace keeping forces coming from malaria endemic areas. The Malaria Eradication Project (MEP) has intensified awareness-raising and health education campaigns, as well as provision of preventive medication to population groups most vulnerably exposed to Malaria. Through these efforts, the MEP has achieved remarkable success.

Tuberculosis

Epidemically the eastern Mediterranean region ranks in a medial position on the TB prevalence rankings worldwide. Jordan is classified, with an annual incidence rate for all forms of TB less than 20 per 100,000 of the population, among Group-3 countries in the region with low incidence rates. Among this Group, Jordan experiences the lowest rate, with an annual incidence rate of 6 per 100,000 in 2009 Table (6-3).

Table (6-3): TB incidence rate per 100,000 in Jordan, 1990 to 2009

Year	Incidence rate per 100,000
1990	14
1997	9
1999	7.8
2001	6.4
2003	5.8
2005	6.5
2007	5.95
2009	6

Source: National TB Programme, annual report, 2009

Key elements of Jordan's strategy to combat TB

- Continue expansion, provision and enhancement of the directly observed treatment short (DOTS) course quality;
- Treat TB incidence associated with HIV/AIDS and multiple drug-resistant TB and other problems;
- Develop and enhance the health system to combat TB;
- Engage all care service providers;
- Strengthen TB-infected individuals and communities; and
- Develop and enhance field research

Figure (6-2): TB incidence rate per 100,000 persons in Jordan, 1990-2009

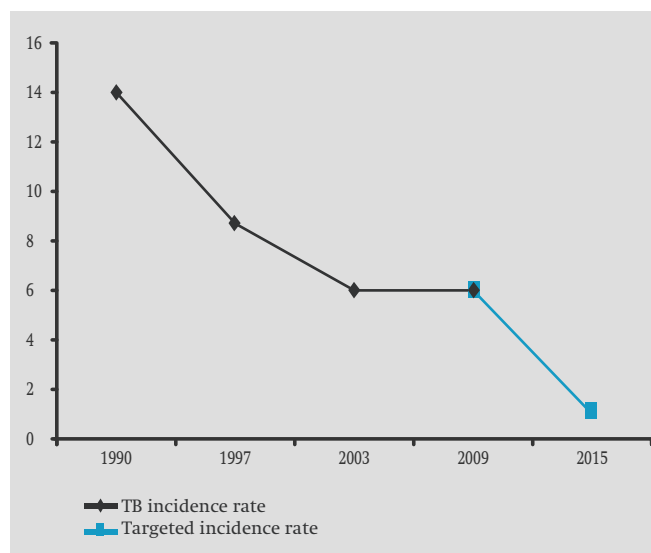


Table (6-4): Trends of the prevalence rates of Malaria, TB and other major epidemic diseases

Indicator	1990	2002	2009	2015
Incidence and death rates associated with Malaria (per 100,000)*	8.7**	2.9**	0.8**	0
Incidence, prevalence and death rates associated with tuberculosis (per 100,000)*	14	6	6	1
Proportion of TB cases detected and cured under directly observed treatment short course.	60%	77%	86%	100%

* No deaths are registered from malaria

** Incidence among non-nationals

Source: - MoH, draft annual statistical report, 2009 - MoPIC/UN in Jordan, MDGs Jordan Report

Similar to the case with HIV, a number of the internationally endorsed indicators on Malaria are not applicable to Jordan. This is due to the fact that Malaria cases are rare and are mainly concentrated among expatriate workers or returning Jordanian peacekeepers. Therefore data is not collected for a number of these indicators.

Non-infectious/ non-communicable diseases

In Jordan chronic/non-communicable or “life-style” diseases including diabetes, cardiac and vascular diseases and cancer have started to replace infectious diseases as prime causes for morbidity and mortality. As a result, the treatment of such diseases also is placing an increasing burden on the health care system. Causes can be attributed to the prevalence of tobacco smoking habits, intake / consumption of food with high fat and low levels of exercise among Jordanians, particularly the elderly. Almost 29% of the population are tobacco users; with 51% of Jordanian males and 7% of females smoking. In addition, the percentage of population who have high cholesterol increased from 9% in 1996 to 36% in 2007.

The most important three causes of fatalities caused by non-communicable diseases in 2007 were cardiac and vascular diseases (35%), cancer (14%) and road traffic accidents (11%).

Lacking a comprehensive system for surveillance, classification and reporting of chronic diseases, it is difficult to define the magnitude of this problem despite the high cost of diagnosis, care and treatment.

Adjusting the MDG 6 indicators

As previously mentioned, a number of the indicators related to this goal are not applicable to Jordan and hence no data is available for them. On the other hand, a number of non-communicable diseases are replacing infectious diseases as the prime cause for morbidity and mortality. These include diabetes, cardiac and vascular diseases, tobacco use and other unhealthy life style related diseases. Therefore Jordan will also focus on the following indicators in its efforts to combat HIV/AIDS, malaria, and other diseases:

- Maintain the prevalence of diabetes among population aged 18 and over, to remain 12.5% between 2005 and 2012 and reduce it to 10% by 2017;
- Reduce the prevalence of hypertension among population aged 18 and over from 26% in 2005, to 23% in 2012 and 20% in 2017;

- Reduce the percentage of tobacco smokers aged 18 and over from 25% in 2005 to 20% in 2012 and 15% in 2017.

KEY ISSUES AND CHALLENGES

Despite progress made in combating HIV/AIDS, Malaria, TB and other epidemic diseases, Jordan still faces the following key issues and challenges:

- Poor awareness of HIV/AIDS as the epidemic is perceived as a taboo, in addition to the limited role of a CSOs in education and awareness-raising;
- Stigma and discrimination towards PLWHIV and members of vulnerable groups by society, including health care workers to some extent;
- Additional human and other resources are needed to alleviate the socio-economic impact of HIV/AIDS on patients who, together with their families, should also be provided professional counselling and offered opportunities to be integrated into socio-economic life;
- High prevalence of unhealthy lifestyles (lack of exercise, tobacco smoking, dietary habits, .. etc) which increase the incidence of non-communicable diseases;
- Weaknesses in the early detection of non-communicable diseases;
- Inadequate national database for non-communicable diseases like diabetes, obesity, cardiovascular and renal diseases;
- Shortage of financial resources, apart from the high costs associated with diagnosis and treatment of non-communicable diseases; and
- Weakness of corporate social responsibility (CSR) and public-private partnership (PPP).

THE WAY FORWARD

The following programmes and interventions need to be fostered in order to continue the progress made on the indicators to combat HIV/AIDS and TB, maintain a Malaria-free Jordan, as well as to encounter the afore-identified challenges and issues:

- Promote involvement of the private sector, CSOs and media outlets, particularly to inform and raise awareness about HIV/AIDS causes and prevent stigma and discrimination against people living with HIV.
- Conduct research and studies on, risky behavioural patterns and other issues that might impact the prevalence of communicable and non-communicable diseases.
- Work towards changing behavioural patterns, particularly when it comes to perceiving and accepting those who are HIV positive or with AIDS.
- Improve health workers and professionals' skills to enable them to detect diseases as well as to commission laboratories with the needed equipment.
- Further strengthen systems and mechanisms to ensure a periodically-updated and accurate database on HIV/AIDS and non-communicable diseases.
- Provide specialized care for HIV+ pregnant women.
- Strengthen awareness raising programmes that promote healthy life styles in order to control the non-communicable diseases resulting from unhealthy life styles like diabetes, tobacco smoke and others.



References

1. DOS and DHS - 1990, 1997, 2002, 2007 reports and 2009 (preliminary report)
2. MoH, the preliminary statistical report (unpublished), 2009
3. MoPIC/UN in Jordan, MDGs: 2004 Jordan Report
4. GoJ, MoPIC, June 2005, *The National Agenda: Social Welfare Theme/health sector*
5. MoH, the draft National Strategy to Combat HIV/AIDS, 2010-2014
6. MoH, the Annual Statistical NAP Report, 2009
7. National TB Programme, the 2008 Annual Report, 2008
8. MoH electronic website of the Disease Control Directorate <http://www.dcd.gov.jo>
9. Brown DW, Mokdad AH, Walke H, As'ad M, Al-Nsour M, Zindah M, et al. Projected burden of chronic, non-communicable diseases in Jordan [letter]. *Prev Chronic Di* 2009; 6 (2). <http://www.cdc.gov/pcd/issues/2009/apr/08>
10. MoH, Directorate of Information and Research: Death Registry Report, 2007
11. National Health Strategy for the years 2006-2010



MDG 7

Ensure

Environmental

Sustainability

TARGET₁

Integrate the principles of sustainable development into country policies and programmes and reverse loss (degradation) of environmental resources

INDICATORS

- Proportion of land area covered by forest (%)
 - CO₂ emissions, total, per capita and per \$1 GDP (PPP) and consumption of ozone-depleting substances
 - Proportion of total water resources used
-

TARGET₂

Reduce biodiversity loss, achieving, by 2010, a significant reduction in the rate of loss

INDICATORS

- Proportion of terrestrial and marine areas protected
 - Proportion of species threatened with extinction
-

TARGET₃

Halve, by 2015, the proportion of people without sustainable access to safe drinking water and basic sanitation

INDICATORS

- Proportion of population using an improved drinking water source
- Proportion of population using an improved sanitation facility

INTRODUCTION

Jordan, as it is the case in many other countries, faces several environmental challenges caused by the scarcity of water and natural resources, as well as limited agricultural land, scarcity of traditional energy resources and the fact that Jordan is located in a semi-arid area, where the desert constitutes about 80% of the Kingdom's entire land.

Jordan pays great attention to the provision of a decent life for all citizens and to the achievement of sustainable environmental development, through environmental sustainability goals within the framework of national development policies, in addition to taking the necessary measures for preserving the environment and the optimal use of resources. This is considered as a main cornerstone in all aspects of economic and social development. The protection of natural resources against pollution is therefore considered as one of the most important strategic objectives of the Jordanian Government, in addition to the fact that the concept of sustainable development is integrated within all strategies of the ministries and development institutions.

To complete the national efforts exerted to this effect, the Ministry of Environment has developed the environmental policy and plan of action. The Royal Water Commission also approved the water strategy entitled "Water for Life 2008-2020", while the Royal Energy Commission approved the national energy strategy 2007-2020. Moreover, the Ministry of Agriculture issued the "Agriculture Document of 2009". All these strategies constituted a national plan of action for the conservation of natural resources and implementing the principles of sustainable development.

Despite the development of many relevant sectoral strategies and policies, Jordan however remains one of the poorest four countries in per capita water share throughout the world. Despite the strenuous efforts exerted by the Government in managing the limited water resources and in the search for additional resources, the per capita share is still diminishing due to the natural and imposed population growth, which occurred over the past decades as a result of political and security developments in neighboring countries, which exerted pressure and affected Jordan's efforts and development plans aimed at providing water that could meet the country's development needs. Accordingly, the per capita share of available water decreased from around 3,600 cubic meters per annum in 1946 to less than 150 cubic meters per annum in 2008. This is considered as being severely lower than the World Water Poverty Line of 1,000 cubic meters per annum.

PROGRESS ACHIEVED

Target: Integrating the principles of sustainable development into country policies.

MDG7 includes a set of qualitative goals (e. g. to increase land areas covered with forest, reduce per capita CO₂ emissions and increase the proportion of total water resources used) in national policies and programmes of action to promote water quality and environmental protection, and to reverse the degradation of natural resources. All of which is extremely important in order to improve and sustain the quality of life of the population.

Table (7-1) shows the progress against the target's major indicators. It reflects the tangible progress which has occurred in reducing the consumption of ozone-depleting substances, with Jordan being declared ozone-depleting-substance free in 2008.

Table (7-1): Indicators of mainstreaming sustainable development principles in development policies and programmes and reversing the degradation of environmental resources

Indicator	1990	2002	2004	2008	2015
Proportion of land area covered with forest (%)	0.44	0.84	0.91	0.90	0.95
Basic energy consumption (ton / capita)	-	-	1.21	1.25	1.52*
Ozone-depleting substance consumption (%)	100	-	7	-	-
Percentage of renewable energy from total consumption (%)	-	1	-	1.5	5*
Proportion of total water resources used for:					
Agriculture			63	63	60
Industry			5	5	5
Drinking water			32	32	35
Percentage of treated waste water re-used (%)		90	91	93	96

Source:

Ministry of Energy and Mineral Resources, DOS 2009

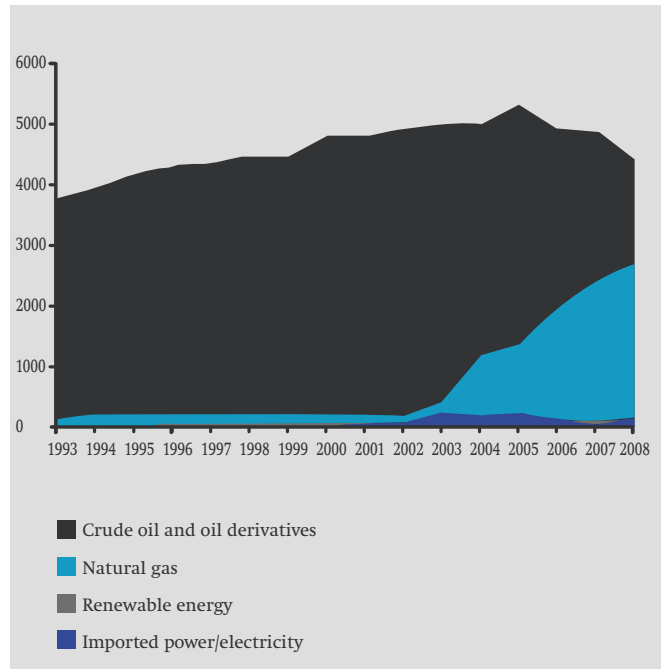
* Second National Communication to the United Nations

Framework Convention on Climate Change (UNFCCC), 2009.

As illustrated above, forested areas in Jordan remain very small and constituted approximately 0.90% in 2008, compared to 0.91% in 2004. This decrease occurred in spite of the implementation of forestry conservation programmes with active monitoring.

Available statistics regarding the CO₂ emissions indicator show that, in 2000, Jordan contributed about 20140 Giga grams of CO₂ equivalent ('Mtoe' = million tonnes of oil equivalent)¹. Whilst Jordan is a minimal and globally modest contributor to emissions when compared to the per capita share in industrialized countries, the government of Jordan has adopted numerous policies to limit CO₂ emissions, as demonstrated from available statistical figures about energy produced from crude oil and natural gas in Jordan, whether imported or locally produced.

Figure (7-1:) Consumption of basic energy during 1993-2008



¹ Second National Communication to the UNFCCC, 2009.

According to DOS 2009 data, basic energy consumption in 2008 increased by 47.1% compared to 2000, while the population increased by 21.4% in 2008 compared to 2000.

There is also a decrease in crude oil consumption, due to the use of natural gas in firing power generators at Al-Husseini Thermal Power Plant (Aqaba) and Al-Manakher (Eastern Amman), in addition to large-scale use of solar thermal water heating systems. Comparing figures with 2000, no radical change in greenhouse gas emissions, CO₂ emissions in particular, is detected; however, greenhouse gas emissions are likely to be considerably reduced should further expansion in the replacement of crude oil and heavy fuel with natural gas occur.

Jordan has fulfilled its commitment to ban the consumption of ozone-depleting substances and replace them with environmentally-friendly materials. This follows Jordan's accession to the Montreal Protocol and the implementation of a number of successful related programmes.

Scientific studies by the Department of Meteorology on temperature and rainfall rates indicate that Jordan is impacted by fluctuations in annual rainfall and higher minimum temperatures as a result of the global warming. Predicted decreases in available water resources serve to jeopardize Jordan's water security (2nd National Communication to the UNFCCC, 2009).

The government is taking all measures available to reach the optimal use and allocation of water resources as part of priorities to achieve a balance amongst drinking, agricultural and industrial water uses. Such measures would contribute to the protection and management of natural habitats to curb desertification and drought. Water Security was incorporated into Jordan's list of priority list serving as a foundation in sustainable development and guide to policies and programmes design for the provision of drinking water and cultivation of high yield, non-water depleting crops, as well as aiming to secure needed industrial supplies of water. To measure progress towards this objective, the indicators have been adapted to disaggregate the ratios of water consumption for drinking, agricultural and industrial uses with another indicator was added to measure the proportion of treated waste water which is re-used in various areas. MoWI official statistics show that 93% of the treated waste water is currently used for agricultural purposes and with the aim to increase this figure to 96% by 2015.

Target 2: Reduce biodiversity loss, achieving, by 2010; significant reduction of the rate of loss

Reduction of biodiversity in Jordan remains a difficult and complicated issue. This is due to increasing water scarcity and increasing potential pollution of water, soil and air in addition to the other potential negative impacts of climate change in Jordan.

Table (7-2) shows key indicators related to reducing the proportion of biodiversity loss by 2010. The table presents inputs on the proportion of square area of land and the ratios of marine protected areas and endangered species, as well as the proportion of land use and classification.

Table (7-2): Indicators on reducing loss of biodiversity

Indicators	2000	2004	2008
Proportion of terrestrial and marine areas protected to Jordan's total square area	0.14	0.44	1.4
Proportion of species threatened with extinction:			
Mammals		11	10.3
Birds		0.2	1.6
Reptiles		5	7.8
Amphibians		25	-
Tracheophytes		5	1
Proportion of land use and types :			
Agricultural			2.5
Irrigated			1.0
Land areas classified as reserves (protected areas)			4.6
Proportion of land areas designated as significant for birds			8.7

Source: RSCN, DOS 2009

Monitoring reduction of biodiversity demonstrates progress in absolute terms, albeit minimal in volume. Terrestrial and marine protected areas have increased. However, increases in the proportion of endangered animal species are striking. Rapid and substantial procedures to address these trends are needed. Table (7-2) indicates that terrestrial and marine protected areas composed 1.4% of the total square area of Jordan in 2008, compared to 0.44% in 2004. These figures reflect the emphasis Jordan places on protecting biodiversity by establishing and conserving natural reserves to limit the negative potential impact of projects that might jeopardize sustainable development progress.

It is also necessary to adapt indicators on the proportion of land use and classification. This would facilitate a better understanding of bird habitats and agricultural land that also serves as a habitat for many species. The Government has focused efforts on the rehabilitation of overgrazed rangeland and has proactively adopted programmes to deal with the environmental damage from the aftermath of the Gulf War. This was done through benefiting from the environmental compensation in implementing programmes for the protection and rehabilitation of grazeland in the country.

On Land Protection

- Develop the National Strategy to Combat Desertification, 2006
- Develop the Integrated Financing Strategy to Combat Desertification in Jordan, 2009
- Develop land use plans to conserve nature and guide sustainable investment
- Rehabilitate and develop rangeland in the Jordanian Badia area
- Preparation of the fourth national report on the implementation of the United Nations convention on Biodiversity in 2009.

Target3: Halve the proportion of people without sustainable access to safe drinking water and sanitation

Jordan has worked to halve the proportion of population without access to improved water services, and has increased the proportion of those with access to sanitation services to 70%. The goal is met in relation to the first indicator, and should current efforts continue, it is expected that this goal will be fully achieved by 2015. Table (7-3) shows the achievements made in 2008 vis-à-vis 2000.

Table (7-3): Proportion of population connected to water networks and sanitation services

Indicator	2000	2002	2008	2015
Proportion of population with sustainable access to improved water source	92.8	97	98.41	99
Proportion of households using an improved sanitation facility	48	60.1	62.15	70

Source: DOS

Table (7-3) shows notwithstanding the scarcity of available water resources. It also shows that Jordan has achieved tangible improvement in facilitating piped connection to the public water network for most homes and community clusters. The proportion of those with water service reached 98.41% in 2008 compared to 97% in 2002. Water is pumped one day a week to beneficiaries based on a regular rotation schedule developed to ensure provision of water to all subscribers. The government is currently piloting uninterrupted pumping to three areas in the country to compare the performance and proportion of water losses with interrupted pumping.

Several recent studies have illustrated that Jordan will be affected by climate change. Posited impacts will include a rise in temperatures and a decrease in rainfall, which in turn will lead to a decrease in surface water sources and groundwater. As such, GoJ believes that climate change poses a threat to sustainable development through a severe economic downturn. This requires cooperation and coordination at all levels and the adoption of serious environmental programmes.

Programmes should operate on a variety of levels, and include local developmental plans and regional and international mechanisms for cooperation to safeguard the rights of future generations in a sustainable environment. Jordan attaches great importance to addressing the phenomenon of climate change and combating its effects on health, food security and water resources as a means to address the obstacles to the Millennium Development Goals.

Adaptation to Climate Change to Sustain Jordan MDG Achievements

A three-year joint programme launched in 2009 funded by the MDG Achievement Fund, supported by the Spanish Government, implemented by five key Ministries - Ministry of Environment, Ministry of Water and Irrigation, Ministry of Health, Ministry of Agriculture, Ministry of Education – and in cooperation with four UN agencies, UNDP, WHO-CEHA, FAO, and UNESCO, aims to increase Jordan's capacity to respond to the impacts of climate change.

The Joint Programme aims to promote sustainable access to water supply sources and strengthen capacity of adaptation to climate change with particular emphasis on health and food security under the water scarcity conditions. The main beneficiaries are institutions and vulnerable communities, including women and the poor, in selected pilot areas to increase their long-term capacity of adaptation to the impact of climate change.

Securing improved sanitation facilities has also been given priority. Major cities and communities have access to the sanitation system – a large portion of which are operated according to standard criteria and specifications. This indicates clear progress in achieving target 3, with 62.15% of households having access to a sanitation network in 2008 compared to 48% in 2000.

Despite the water scarcity, its quality undergoes rigorous testing and monitoring. The water is tested both prior and during pumping, to ensure that the water is safe for use. Such testing ensures that drinking water in Jordan complies with respective requirements based on World Health Organization's (WHO) guidelines.

KEY ISSUES AND CHALLENGES

Despite Jordan's tangible progress it still faces many environmental challenges. These are mainly due to the limited natural resources and the impacts of the global financial crisis on the resources available for environmental issues. The most important challenges Jordan encounters in this regard can be summarized as follows:

- Limited water resources – the annual per capita share of water does not exceed 150 m³ against a global standard of 1,000 m³ per capita per annum;
- Forced displacement/migration influxes following the 1948 and 1967 wars, civil war in Lebanon (1976) and the two wars in Iraq (1990 and 2003) have contributed to the environmental degradation as a result of overcrowded refugee communities in locations that lack zoning and proper infrastructure;
- The global financial crisis in 2008 have negatively impacted the implementation of important and necessary projects for environmental protection. As such, Jordan continues to face challenges concerning the provision of a minimum level of water needs, the continued degradation of water resources, problems of extinction which face the marine habitat as well as the numerous challenges in the eastern Badia regions;
- Need for enhanced coordination between line ministries concerned with environmental sustainability issues;

THE WAY FORWARD

- Poor overall environmental awareness and concepts within the various sectors of development, which often negatively impact persistent environmental protection efforts;
- Limited natural resources for energy production in Jordan. The country has to import a large proportion of oil derivatives for basic energy needs, which creates a big challenge in light of the fluctuation and increase in oil prices – thus rendering investment in renewable energy a pressing strategic priority; and
- Enhance the enforcement of laws and regulations of environmental affairs management in major projects. This can be strengthened by improved staffing and funding to recruit competent expertise in order to review policies and programmes under applicable laws.

Addressing current and future needs in a sustainable manner will require a host of significant efforts. Studies to assess available resources seeking to find solutions to the existing problems and challenges should be undertaken, as described in this chapter, as well as decisions regarding priorities for water use in order to curb depletion and waste, to enable policy makers, planners, strategy developers and decision makers to help achieve development and sustainability in this sector.

In light of the above inputs, environmental policy trends should focus on policy and programme development and the enhancement of inter-agency coordination, which should include:

- Enforce environmental legislation, particularly when it comes to control/oversight, audit and evaluation of environmental performance;
- Prompt the private sector to conduct in-house regular audit and control over environmental performance;



- Opt for clean technologies in industry and production, and follow up on the results of environmental impact assessment studies and environmental audit;
- Support and promote scientific research, to encourage the use of environmentally-friendly alternatives and adopting policies to rationalize consumption in the water, energy and environment sectors;
- Constant update and links between various institutional databases;
- Engage local communities in policy design and development, as well as in decision-making for major projects to highlight transparency in the information needed to involve all sectors/stakeholders in the decision-making process;
- Fund the Environment Fund with revenues from deterrent fines imposed on business owners who cause pollution with the use of funds for targeted environmental improvements;
- Expand the programme for environmental awareness advocacy involving officials and the media to enhance public-private partnership and mutual trust;
- Utilise competent technical and administrative expertise in order to address environmental developments, particularly related to energy and water mega projects;
- Develop effective monitoring and evaluation programmes to serve as an early warning system for potential environmental hazards resulting from environmental pollution;
- Form emergency committees to deal with environmental hazards resulting from natural or manmade disasters;
- Promote investment in green buildings to increase water savings and energy consumption; use of recyclable materials and adoption of regimes for sorting solid and liquid waste collections, expanding green areas in urban locations;
- Mainstream climate change-related issues and recommendations made in UNFCCC's communications and reports into the national strategies and policies of various affected sectors;
- Form units, mandated to deal with climate change issues and adaptation, in order to contact various multilateral and bilateral agencies and their relevant funds;
- Implement water harvesting projects to increase ground water reserves and expand forest and rangeland areas irrigated with treated waste water; and
- Encourage the private sector to invest in all forms of waste recycling and management projects.

References

1. *Jordan's Second National Communication to the United Nations Framework Convention on Climate Change (UNFCCC) 2009*
2. *DOS: Sustainable Development Indicators (2008)*
3. *National Agenda*
4. *National Strategy to Combat Desertification 2006*
5. *Ministry of Planning and International Cooperation and UN Agencies in Jordan, Millennium Development Goals (MDGs), Jordan's 2004 Report*
6. *The State of Environment in Jordan Report (2010)*
7. *Water strategy 2008-2022*



MDG 8

Develop a Global
Partnership for
Development

TARGET₁

Develop further an open, rule-based predictable, non-discriminatory trading and financial system that includes a commitment to good governance, development and poverty reduction both nationally and internationally

INDICATORS

- The proportion of foreign trade to GDP
 - The share of grants and soft loans to GDP
 - The ratio of foreign direct investment (FDI) to GDP
 - The average tariff applied
-

TARGET₂

Deal comprehensively with the debt problems of developing countries through national and international measures in order to make debt sustainable in the long term

INDICATORS

The proportion external debt to GDP

TARGET₃

In cooperation with the private sector, make available the benefits of new technologies, especially information and communications

INDICATORS

- Percentage of families with a cellular telephone
- Percentage of families with a landline
- Percentage of families with a personal computer
- Percentage of people with internet access

INTRODUCTION

The goal of ‘developing a global partnership for development’ was included in the Millennium Development Goals in an attempt to encourage genuine partnership between developed and developing countries. In doing so, such partnerships will bring positive impacts on the poor and unemployed in poor countries as well as bridge the scientific, technological and industrial divide between the North and the South.

The international movement of commodities and funds now forms the major pattern of economic exchange; the size of foreign trade is larger than that of the GDP in many poor and middle-income countries. Foreign development assistance and foreign investment are considered a key source to support basic services - such as health, education, infrastructure, as well as the production projects that use advanced technology in these developing countries. Hence, the external economic sector is critical in providing job opportunities, as both exporting and importing industries expand and grow. In addition, such activity facilitates a knowledge transfer from developed to developing countries, a process which can benefit all aspects and all levels of society. The importing countries can use the scientific research knowledge and technological expertise of developed countries to improve production potential, develop knowledge-based capital, and support creativity and scientific innovations in adapting them to their own domestic context.

The introduction and development of MDG 8 ‘Develop a global partnership for development’ requires a different method and approach than that of the other MDGs. In particular, this MDG includes seven targets and sixteen indicators that do not apply equally to all countries. Moreover, the implications of these targets and indicators vary from one country to another. Wealthier and more developed countries offer their methodologies of providing assistance to other countries; they also market/ promote their indicators of choice that reflect and enhance such methodologies. Alternatively, the developing countries would display the level of benefit from and satisfaction with the foreign/external assistance. For example, the following targets do not apply to the Jordanian economic context:

- Target 1: Addressing the special needs of the least developed countries (LDCs). This includes exemptions customs and quota exemptions for LDC exports; alleviating the debt burden of heavily indebted poor coun-

tries (HIPCs) by writing off official bilateral debts; and offering more generous ODA to countries committed to poverty alleviation.

- Target 2: Addressing the special needs of landlocked and small island developing states.
- Target 3: Cooperating with pharmaceutical companies to developing countries with their essential needs of drugs at affordable prices.

The target regarding collaboration with developing countries to design and implement strategies to provide job opportunities for the young people was transferred to MDG 1. In light of the above, this chapter of the report will attend to the targets of MDG 8 that pertain to Jordan as outlined in the previous page.

This goal, presented from a national perspective, offers an analysis and a discussion of the national economy at the macro-level in terms of Jordan’s partnerships and connections with the outside world; and the impact of the global financial crisis on the country’s various economic aspects.

The country’s external economic policies seek to achieve the following key goals:

- Support national exports through increasing the competitiveness of national industries, maintaining the traditional markets of national exports while opening new market, where Jordanian exports would have a highly comparative advantage.
- Ensure inflow of capital and investments into Jordan in order to maintain the magnitude of investment inflows at the required levels.
- Achieve water security and obtain energy supplies. Since Jordan is one of the poorest countries in the world in terms of water and energy sources, the cost of resources places increased emphasis on other economic resources and the State budget.
- Continue with the Government commitment to the ceiling set forth by the public debt law.

Macroeconomic framework

The Jordanian economy was able to achieve positive results during the period 2003-2008, reflected in the high growth rates in the GDP at constant prices achieved. Despite the repercussions and effects of the 2008 global financial crisis, the GDP recorded real growth by 7.6% during 2008, but dropped sharply to 2.3% in 2009.

Table (8-1): Development in some economic indicators

	2003	2005	2008	2009
Economic growth rate at fixed prices (%)	4.2	8.1	7.6	2.3
National exports growth rate (%)	7.6	11.4	39.2	-19.4
FDI growth rate (%)	129.6	111.8	7.9	-14.3
Remittances to GDP ratio (%)	19.4	17.3	13.9	12.4
Remittances-to-national exports ratio (%)	85.2	60.1	50.6	61.8

Source: Central Bank of Jordan (CBJ), and the Ministry of Finance

Economic growth during this period was supported by the significant growth in national exports, flow of foreign direct investment, and an increase in remittances from Jordanians working abroad.

Government policies in trade liberalization and supporting national industries contributed to achieving positive growth rates in national exports, with an average export growth of 19.5% annually during the period 2003-2008, which reflected positively on the performance of the national economy. However, 2009 witnessed a major decline in the growth of exports, which decreased by 19.4%.

The Government of Jordan has exerted great efforts to attract foreign direct investment to the Jordanian economy. The Government provided facilities and incentives for foreign investment, and issued several laws to improve the business environment and stimulate such investments. The GoJ also continued to amend related laws in order to cope with developments on the ground and attract more capital and investments.

The size of foreign direct investment in Jordan increased

by 129.6% in 2003 compared with 2002. The value of these investments doubled in 2005 compared to 2004 and increased substantially in 2006 (by 84% compared to 2005), but then began to decline in 2008 to reach a growth rate of 8%. It subsequently declined by 14.3% in 2009 in view of the International economic crisis and its impacts in the region. Emphasis should, however, be placed on the role played by the privatization programme in attracting new investments to sectors and projects that have been privatized. The dynamics of foreign direct investment in Jordan may reflect the movement of oil surpluses in the Arab region, which made its way in part to neighbouring Arab countries. A significant part of such investments went to purchasing government investments or public shareholding companies, as well as investment in real estate.

Tribute should be paid here to the role of the remittances sent by Jordanians abroad as an important source of foreign exchange and balance of payments support as well as its role in financing consumption and investment expenditure, thus increasing the total demand and enhancing the process of economic growth. Figures indicate that the value of remittances by Jordanians abroad has increased in 2008 by 45% compared to 2005. On the other hand the value of remittances contributed to 13.9% of GDP in 2008. It is worth mentioning that, in spite of the significant impacts of the global financial crisis on external factors affecting the Jordanian economy, remittances sent by Jordanians abroad had fallen by 1.3% in 2009 compared to 2008. This slight decline maybe attributed to the fact that Jordanian experts working in the Gulf countries were working in the sectors least affected by the global crisis and, consequently, Jordan did not witness massive return of Jordanian expatriates from these countries.

In terms of Information, Communication, Technology (ICT), a knowledge-based economy inherently depends on knowledge as a key driver of economic growth - through making available the ICT technology, the settings conducive to innovation, and the highly skilled human resources. From the very beginning, Jordan has realized the importance of keeping abreast of global progress in this sector; the country also has realized that investing in the infrastructure and telecommunication services will not be achieved through encouraging the private sector to invest in telecommunications services. To this end, the GoJ has developed strategic ICT plans and identified the role of public sector agencies as sector-regulators, and the private sector itself as operator and service provider.

As a result, the investment environment in Jordan has become more favourable to, and attractive of investments in the ICT sector; with public, local and international private sector partnerships (PPP) being continuously developed in an effort to make Jordan among countries with highest ICT accessibility rates.

The Government aims at achieving the following key goals in this sector:

- Provide access to quality, diverse and affordable ICT services by creating an effective regulatory environment and adequate infrastructures.
- Keep pace with global ICT developments.
- Increase the prevalence of telecommunications and internet applications.
- Contribute to the development of public sector services through the implementation of the e-government and the national fibre-optic network.
- Increase technology applications in production and decrease such uses in consumption.

PROGRESS ACHIEVED

Economic openness level

Jordan has taken extensive strides in the area of trade liberalization and enhancement of economic and trade ties with many countries. To achieve this end, and with the purpose of expanding the country's export horizons, attracting investments and rendering them drivers for economic growth, Jordan acceded to the World Trade Organisation (WTO) and signed the Greater Arab Free Trade Area Agreement (GAFTA). Other partnerships and free trade agreements with major economic blocs – such as the EU, USA, Canada and Turkey, and the agreement related to the Qualified Industrial Zones (QIZs), have also been concluded.

This has been reflected very clearly in the increase of economic openness that can be measured through many quantitative and qualitative indicators such as the external trade (exports + imports) to GDP ratio, the volume of FDI, trade in services, freedom and facilitation of investment and establishment of businesses, reduce customs restrictions and technical barriers hindering trade.

Table (8-2): Selected indicators on economic openness

	2003	2005	2008	2009
External trade to GDP ratio (%)	79.1	112.2	102.4	76.8
External grants and Aid (in million JD)	1055	454	805	973
Grants and loans to GDP ratio (%)	15%	5%	5%	5.5%
FDI to GDP ratio (%)	5.4	15.8	12.5	9.6
Average custom tariff applied	13.1	11.5	10.8	-

Source: Ministry of Planning and International Cooperation and Central Bank of Jordan

Table (8-2) displays some indicators on economic openness and ODA to GoJ:

Jordan's limited economic resources dictated an increased level of dependence on foreign sources to address its needs for basic commodities, raw materials and production machinery, equipment and supplies. This resulted in an increasing level of imports. Imports now represent two thirds of the GDP in most years. By contrast, Jordanian exports are still predominantly minerals, e.g, phosphates, potash and fertilizers, as well as pharmaceuticals and some agricultural products. Jordan still almost entirely relies on foreign countries in importing its basic commodities like wheat and petroleum; the import of capital goods is no exception.

Consequently, a chronic deficit in the trade balance (amounting to almost 49.2% and 31.3% of the GDP in 2005 and 2009) has emerged. Export/import coverage ratio has slightly exceeded one third during the last five years.

The external trade/GDP ratio indicator fell from 112.2% in 2005 to 102.4% in 2008. This reveals a high degree of exposure in the Jordanian economy and reflects great reliance on foreign resources. However, this ratio declined significantly in 2009 as a result of huge declines in imports, which exceeded the sharp declines in national exports as well. The FDI/GDP ratio also indicated the increased weight of such investments for the Jordanian economy. This stood at 5.4% in 2003, then rose to 15.8% in 2005, but declined to 12.5% and 9.6% in 2008 and 2009, respectively.

On a different note, the low and ever-declining value of customs tariffs, (down to about 11% in 2008), indicate a trend of pro economic openness and a reduction in trade protection policies.

Foreign aid and grants are distributed among the various economic sectors to improve basic infrastructure services and other major services – e.g., education, health care, and telecommunications; they are also allocated to technical capacity building of institutions and companies in order to boost their regional and global competitive edge. Part of foreign aid is also earmarked for legislative development and upgrading, as well as for supporting the development of information systems in order to expedite Jordan’s transformation into a knowledge-based economy.

External public debt

Jordan has strived to reduce its external debts. With this purpose in mind, Jordan enacted legislation, and laid down regulations and strategies to ensure effective foreign debt management; it also proactively worked to benefit from the international initiatives that offered incentives for indebted countries to buy or swap their debts. In this respect, the government policy was focused on concessional development loans, and buy-back of Paris Club member countries’ debts accruing from non-concessional export loans. Focus has also been placed on conducting debt swaps and rescheduling loans. The GoJ has also been more prone to increase internal borrowing at the expense of external borrowing despite the downsides involved in the latter type of loans.

Table (8-3): Outstanding external public debt balance to GDP ratio

	2003	2005	2008	2009
Outstanding external public debt balance to GDP ratio	74.6	56.7	22.5	21.7

Source: Central Bank of Jordan

The GoJ amended the 2008 law on public debt and its management, so that the new law would ensure setting new ceilings for public debt in order to guarantee that the outstanding balances of internal and external debts should not separately exceed 40% of the GDP, and that the total debt balance should not exceed 60% of the GDP.

The outstanding external public debt (budgeted and warranted) fell by end of 2009 to 21.7% of the GDP – a drop by 36.7 percentage points compared to the 2005 level. This decline can be directly attributed to the GoJ implemented debt buy-back agreements with the Paris Club member countries as regards the non-concessional export loans that were previously rescheduled.

As far as the sources of external debt are concerned, loans from Arab funds and foreign governments, representing the largest proportion of the outstanding debt balance. The second largest source comes from loans extended by regional and international agencies, led by the World Bank. The third, although relatively small, source is the outstanding debt balance from bonds, lease contracts and foreign banks.

KEY ISSUES AND CHALLENGES

Over the last two decades, the Government of Jordan has made concerted efforts that focused on reforming the structure of its economy and addressing the inherent domestic and external disequilibrium. In this regard, Jordan has collaborated with international agencies such as the World Bank, IMF and UN agencies and their programmes, in addition to forging bilateral agreements with many advanced countries. Yet, despite the huge achievements at the macro and micro-economic levels.

The Jordanian economy continues to face the following challenges:

- Decreasing the economic exposure levels through the increase, expansion and diversification of national exports, opening new markets for these exports and increasing the level of dependency on locally produced commodities and services. Reducing external and internal imbalances tops the list of economic challenges over the next years and up to 2015; the former disequilibriums manifest themselves in chronic deficits in the balance of trade and the current account while the latter materializes in a chronic deficit in the government budget.
- The increase in the Jordanian internal and external debt, the debt service burden on to the State budget and balance of payments are considerable challenges facing the Jordanian economy.

Prevalence of ICT services among the population

The education, economic and development policies in Jordan have prioritized the ICT sector during the last ten years. ICT was adopted as a foundation to upgrade and modernize education programmes and plans at all levels. E-government software applications have been introduced and mobile phones and internet networks have also been expanded. Likewise, investment in basic infrastructure services was expanded for better quality and coverage. Indicators displayed in the table above show that dependency on mobile phones has increased within the Jordanian society as the prevalence rate increased by 10 percentage points during 2007-2009 reaching 96.5% in 2009. In the meantime, the prevalence of landline telephones has declined by 15 percentage points during the same period. By contrast, prevalence and use of PCs or laptops surges significantly between 2007 and 2009 (from 35.7% to 54.3%); the percentage of above-five children, who use computers has also rose from 46% in 2007 to 54.8% in 2009. Internet penetration at the household level also increased from 15.6% in 2007 to 18.4% in 2009; the same can be argued with regard to the proportion of above-five children who use the internet, as such use has increased significantly within three years from 15.6% in 2007 to 25.8% in 2009. Yet, it has been noticed that this expansion in ICT use has not brought a significant impact on the commodity and service production patterns, perhaps because such usage is limited in its technology applications.

Table (8-4) shows the status of ICT indicators in 2007-2009:

Table (8-4): ICT services indicators

Indicator	2007	2008	2009
Percentage of households having fixed landline telephones	41.6	30.7	26.0
Percentage of households having mobile cellular phones	86.3	94.2	96.5
Percentage of households having PCs or Laptops	35.7	39.3	54.3
Percentage of households having internet connections	15.6	13.2	18.4
Percentage of individuals who use computers (age group 5+)	46.0	53.3	54.8
Percentage of individuals who use the internet (age group 5+)	15.6	21.6	25.8

Source: Department of Statistics

Key issues and challenges in the area of ICT services

Despite the achievements made, the sector still faces the following most important challenges:

- Regional and international competition in the IT sector;
- High internet accessibility cost relative to the Jordanians' average income levels;
- Low internet coverage/accessibility rate as compared to global internet availability; and
- Disparities in digital divide among the various regions of Jordan.

REPERCUSSIONS OF THE GLOBAL FINANCIAL CRISIS

As a result of the global financial crisis, Jordan's economy was affected by the economic recession or slowdown that permeated most countries during the last quarter of 2008; whilst GDP grew by 7.6% at fixed prices in 2008 versus 8.5% in 2007, it decreased to 2.3% in 2009.

The overall price index hit record levels during 2008; inflation rate – measured by the proportional change in the consumer price index (CPI), reached 13.9% in 2008 against 4.7% in 2007. The inflation rate in 2008 was the highest since 1990.

The record increases in overall price levels during 2008 can be attributed to a myriad of key factors that include higher production cost incurred by local industries. The overall price level has been substantially influenced by higher prices of oil and basic food items such as cereals, animal fodder and raw materials, on the international markets. In addition, the exchange rate has had its own impact in this regard; the decrease in the JOD/US\$ exchange rate against other key currencies played a role in increasing the prices of imported goods. It should be noted that CBJ estimates have shown that external factors (imported inflation) has contributed, making up to 53% of the inflation rate in 2008.

As regards the external sector, the deficit in the balance of trade has decreased slightly reaching JD 5473 millions in 2009 versus JD 6427.9 millions in 2008, a difference of JD 954 millions or a decrease by 17%.

Trading at Amman Stock Exchange decreased in 2009 by 52.4% compared to 2008, where the total value of trading within in the market reached JD 9.7 billion compared to JD 20.3 billion in 2008. The value of the shares of companies listed in Amman Financial Market decreased by JD 2.8 billion in 2009, after a decline in the market value of listed shares from 25.4 billion dinars at the end of 2008 to 22.6 billion at the end of 2009. This decline led to an overall decline in market capitalization to GDP from 216.7% at the end of 2008 to 152% at the end of 2009, compared to 289% at the end of 2007.

Economic indicators available for 2009 show a decline in GDP growth at fixed rates down to 2.3%, compared to 7.6% in 2008. This economic recession was also reflected in lower export and import growth (down by 19.4% and 17.1%, respectively), and in a decrease in foreign direct investments by 9.6% of GDP versus 24.2% in 2006.

Manifestations of the crisis have also been reflected in an increase in the State budget deficit that reached JD 1.5 billion in 2009, or 8.5% after grants as percentage of the GDP. Moreover, the impact of the crisis can expand and hinder the achievement of the MDGs, it is forecasted that the decline in credit facilities and poor economic growth would lead to a drop in public revenues, which in turn will create difficulties in financing the investments needed in the areas of education, health, infrastructure and for the support of the poor and vulnerable within the Jordanian society.

THE WAY FORWARD

Jordan hopes that its reform efforts, which have been implemented over the last two decades, and the significant sacrifices that accompanied such efforts will bear fruits during the forthcoming years. It is further hoped that such efforts will be reflected clearly on addressing the external economic imbalances and in enhancing self-reliance. Jordan seeks to achieve the following objectives in this area:

- Increase the competitiveness of national exports through placing greater emphasis on quality and adherence to international specifications and standards and the facilitation of export procedures, as well as through intensified export marketing efforts and partnerships with regional and global economic blocs;
- Develop effective Public Private Partnerships, activate the role of banks and local institutions in structuring the external sector of the Jordanian economy, increase the economy's competitiveness regionally and internationally, and streamline the administrative and procedural obstacles. In addition, improve the infrastructure services needed to implement production projects, particularly those related to export-oriented enterprises;
- Ensure regional support and international cooperation to implement mega economic projects, particularly in the areas of water, energy and mining. Such developments would provide more basic goods for the national economy, increase its competitiveness and curb the constant drain of the country's foreign currency;
- Reach prices that are closer to the users' purchasing power (PP) levels in ICT services;
- Increase the prevalence of IT applications in the business sector and society in order to bridge the digital gap;
- Promote investment, increase competitiveness and transfer the know-how; and
- Integrate the use of technology in the development of government infrastructure and in education projects.



References

1. *Central Bank of Jordan – Annual Report 2009*
2. *Committee on Fiscal and Economic Affairs at the Upper House of Parliament, 2006 and 2007 reports*
3. *The first consultation strategy, economic report, several*
4. *Department of Statistics*
5. *Ministry of Planning and International Cooperation*

COUNTDOWN TO 2015

More than 80 departments or agencies from the Government, civil society and the United Nations in Jordan took part in finalizing this report. The process is arguably as important as the report itself, for it demonstrated a clear commitment by all development partners to take an honest, forward looking, and critical assessment of Jordan's progress in achieving the MDGs.

As explained in this report, the country is on track, Jordan has achieved Goal 2 and it is very likely to achieve goals 5 and 6. With extra effort and innovative approaches, Jordan can achieve the remaining 5 goals. The country's challenge in the remaining five years will be to maintain achievements in a volatile region, in a world burdened by the recent financial and economic crisis and to regain earlier momentum in order to achieve all the goals. The remaining five years cannot be business as usual. An extra effort and commitment is needed to focus on the disparities and to reach the most vulnerable in order to bridge the remaining gaps.

The Government of Jordan has included the Millennium Development Goals and indicators in its National Executive Plans for the years 2007-2009 and for the years 2011-2013. Similarly, the UN programmes, funds and agencies working in Jordan have integrated the MDGs in their United Nations Development Assistance Framework (UNDAF) for the years 2008-2012. This MDG report's findings and recommendations will constitute the basis of discussion between the Jordanian Government and the UN agencies in the preparation of the coming UNDAF (2013-2017).

Within this context, Jordan has been chosen as one of the ten countries worldwide to participate in the UNDP "Millennium Development Goals Acceleration Framework" (MAF). The MAF aims to help the Government of Jordan to address new challenges related to meeting the MDGs and to accelerate the rate of a country's progress towards identified MDGs. It is intended to be a flexible approach that can be adapted to the country context, and that facilitates the development of an action plan with clear roles for all partners - including Governments and UN agencies. This framework will set out a road map for achieving goal one, i.e. eradicate extreme poverty and hunger, through a selected intervention on "Food and nutrition security towards poverty alleviation", which is a joint programme between different Government implementing partners and UN agencies. The Jordanian Government and the UN will also join forces, building on their solid partnership, to accelerate progress in the remaining goals.

While many important recommendations on the way forward have been made throughout the report, perhaps its most important message is that achieving the MDGs is a societal mission and project. Achieving the Millennium Development Goals is not a government undertaking alone, nor the sole responsibility of the UN, but rather a collective commitment and a holistic approach led by all Jordanians working together to achieve the eight interrelated goals.

LIST OF MDGs INDICATORS

Indicators	Years					
	1992 1990	2002 2001	2006	2008	2009	2015
Goal 1: Eradicate Extreme Poverty and Hunger						
Proportion of population below extreme poverty line	6.6	4	2.3	0.75	-	3.3
Poverty gap ratio	5.3	3.3	2.8	2.6	-	2.7
Share of poorest 20% quintile in overall consumption	6.5	6.9	7.7	11.2	-	10
Employees' per capita share of GDP in Jordan/JD	5430	4732		6652	6606	
Employment-to-population ratio	34.4	34	32.7	34.5	35	
Proportion of own-account and contributing family workers in total employment	19.2	18.9	-	15.5	15.9	
Prevalence of under weight children under 5 years of age (%)	6.4	4.4	-	-	1.9	3.2
Proportion of population below minimum level of dietary energy consumption	6.6	4.0	2.3	-	-	3.3
Goal 2: Achieve Universal Basic Education						
Net enrolment ratio in basic education	86.7	96.2	97.6	97.6	97.6	100
Proportion of pupils starting grade 1 who reach 5 grade	92.2	96	99	99	99	100
Literacy rate of 15-24 year-old,	97.4	98.72	-	99.1	99.1	100
Goal 3: Promote Gender Equality and Empower Women						
Ratio of girls to boys in basic education	94	96	96	96.3	97.8	100
Ratio of girls to boys in secondary education	105	102	104	104	110	100
Ratio of girls to boys in tertiary education	104	112	-		107	100
Share of women in wage employment in the non-agricultural sector	11	14.4	13.8	15.7	16.2	50
Proportion of seats held by women in national parliament	-	-	5.8	6.4		*
Goal 4: Reduce Child Mortality						
Children under five mortality rate per 1,000 live births	39	27	-	-	28	13
Infant mortality rate (0-1 year) per 1,000 live births	34	22	-	-	23	11.3
Proportion of 1 year-old children immunized against measles	85	95.2	-	-	103	100
Goal 5: Improve Maternal Health						
Maternal mortality ratio per 100,000 live births	48	-	-	-	19	12
Proportion of births attended by skilled health personnel (%)	87	99	-	-	99	100
Contraceptive prevalence rate	40.2	55.8	-	-	59.3	65.8
Adolescent birth rate	7.4	4.3	-	-	4.7	2

Indicators	Years					
	1992 1990	2002 2001	2006	2008	2009	2015
Antenatal care coverage (at least one visit and at least four visits)	80.2	98.6	-	-	98.8	100
Unmet need for family planning	22	11		12	11	-
Goal 6: Combat HIV/AIDS, Malaria and other Major Diseases						
Proportion of population with advanced HIV infection with access to antiretroviral drugs	100	100	100	100	100	100
Tuberculosis incidence rate per year per 100,000 population	14	6.4	-	-	6	-
Proportion of tuberculosis cases detected and cured under directly observed treatment short course	60	77	-	-	86	100
Goal 7: Ensuring Environmental Sustainability						
Proportion of land area covered by forest	0.44	0.84		0.90		*
Carbon dioxide emissions, total, per capita and per \$1 GDP (PPP)	2.2	-	2.3	-	-	
Consumption of all Ozone-Depleting Substances in ODP metric tons	100	7	-	-	-	
Proportion of terrestrial and marine areas protected	0.14			1.4		*
Proportion of species threatened with extinction						
Mammals	-	11	-	10.3		
Birds	-	0.2	-	1.6		
Reptiles	-	5	-	7.8		
Amphibians	-	25	-	-		
Vascular plants	-	5	-	1		
Proportion of population using an improved drinking water source	92.8	97	98.1	98.4		*
Proportion of the population using improved sanitation facilities	48	60.1		62.15		70
Goal 8: Develop a Global Partnership for Development						
Ratio of external debt to GDP	-	74.6	-	22.5	21.7	*
Average custom tariff applied	-	13.1	11.5	10.8	-	
FDI to GDP (%)	-	5.4	15.8	12.5	9.6	
Mobile cellular telephone subscriptions per 100 population	-	20.8	-	94.3	96.5	*
Telephone lines per 100 population	-	57	-	30.7	26	*
Personal computers per 100 population	-	9.8	-	39.3	54.3	*
Internet users per 100 population	-	4.8	-	21.6	25.8	*

ANNEX

List of working groups and structures / mechanisms involved in the preparation of the MDG report

National MDG Report Preparation Steering Committee

Dr. Saleh Al-Kharabsheh	Secretary General, Ministry of Planning and International Cooperation
Mr. Luc Stevens	United Nations Resident Coordinator
Dr. Haydar Friehat	Secretary General, Department of Statistics

Lead Technical Expert

H.E. Dr. Tayseer Al-Noaimi

National MDG Report Finalization Committee

His Excellency Dr. Tayseer Al-Noaimi	Lead Technical Expert
Mr. Luc Stevens	United Nations Resident Coordinator
Mr. Ziad Obeidat	Ministry of Planning and International Cooperation
Ms. Muna Idris	United Nations Population Fund

National MDG Report Coordination and Support Committee

Ms. Laila Milad	Office of the UN Resident Coordinator
Ms. Georgette Khoury	Office of the UN Resident Coordinator
Ms. Marta Lanzoni	Office of the UN Resident Coordinator
Mr. Basem Kanaan	Ministry of Planning and International Cooperation
Ms. Lamia Zoubi	Ministry of Planning and International Cooperation
Ms. Liana Khalil	United Nations Population Fund

Working Group for Goal 1

National Chair of the Working Group	
Mr. Omar Hamzeh	Ministry of Social Development
UN Co-Chair of the Working Group	
Ms. Rania Tarazi	United Nations Development Programme (UNDP)
Technical Expert	
Dr. Nader Mrayyan	
Members	
Ms. Lara Abdallat	Ministry of Planning and International Cooperation
Dr. Hadram Al-Fayez	Ministry of Planning and International Cooperation
Mr. Abdel Fattah Jaradat	Department of Statistics
Mr. Nabeel Ammar	Ministry of Justice

Working Group for Goal 1

Dr. Mohammad Al-Tarawneh	Ministry of Health
Mr. Ali Mutlaq	Coordination Commission for Social Solidarity
Mr. Qusai Talafhah	Social Security Corporation
Mr. Abdel Rahman Al-Khawaldeh	National Aid Fund
Mr. Nasser Otoun	Zakat Fund
Mr. Said Al-Fayez	Orphan Fund Development Corporation
Mr. Ghaleb Al-Qdah	Jordan River Foundation
Mr. Mohammad Al-Zou'bi	King Hussein Foundation
Mr. Musa Al-Saifi	King Hussein Foundation
Ms. Iman Al-Nimri	Jordanian Hashemite Fund for Human Development
Ms. Majida Al-Assaf	United Nations Development Programme
Ms. Lamis Nasser	World Food Programme (WFP)
Ms. Tatiana Al-Kour	World Health Organization (WHO)
Dr. Abdel-Salam Khawaldeh	Ministry of Social Development
Ms. Randa Al-Qur'an	Ministry of Planning and International Cooperation
Ms. Muna Abdel Jawad	Higher Council for the Affairs of Disabled People
Mr. Nabil Ammar	Ministry of Labour
Mr. Moa'tasem Al Kelani	

Working Group for Goal 2

National Chair of the Working Group	
Mr. Musa Sammour	Ministry of Education
UN Co Chair of the Working Group	
Ms. Erica Stuhldreier	United Nations Educational, Cultural and Scientific Organization (UNESCO)
Technical Expert	
H.E. Dr. Tayseer Al-Noaimi	
Members	
Mr. Mohammad Hussein	Ministry of Planning and International Cooperation
Ms. Abeer Al-Rhayel	Department of Statistics
Mr. Munther Al-Batayneh	Ministry of Higher Education
Dr. Rashad Al-Zou'bi	Higher Council for Youth
Dr. Raeda Al-Qutob	Higher Population Council
Mr. Hani Khleifat	Vocational Training Center
Mr. Mohammad Miqdadi	National Council for Family Affairs
Dr. Imad Ababneh	National Center for Human Resources Development
Mr. Mamoun Al-Maaytah	Ministry of Education
Ms. Randa Nubani	United Nations Children's Fund (UNICEF)
Dr. Amal Nahhas	Higher Council for the Affairs of Disabled Persons

Working Group for Goal 3

National Chair of the Working Group	
Ms. Lina Turqan	Ministry of Political Affairs
UN Co Chair of the Working Group	
Mr. Mohammad Jinini	United Nations Development Fund for Women (UNIFEM)
Technical Expert	
Dr. Amal AL-Kharouf	
Members	
Ms. Majd Hammad	Ministry of Planning and International Cooperation
Ms. Manal Sweidan	Department of Statistics
H.E. Ms. Asma Khader	Jordanian National Commission for Women
Ms. Itaf Halaseh	Ministry of Labour
Ms. Lamia Al-Shareef	Ministry of Municipal Affairs
Mr. Amjad Al-Wedyan	Ministry of Municipal Affairs
Mr. Hussein Jbour	Higher Council for Youth
Mr. Oday Obeidat	Jordan Industrial Estates Corporation
Ms. Naela Al-Sarayrah	National Council for Family Affairs
Ms. Samia Bishara	Jordan River Foundation
Ms. Hana Shaheen	King Hussein Foundation
Dr. Hanan Ibrahim	Queen Zein Al-Sharaf Institute for Development
Ms. Samar Shahwan	Jordanian National Forum for Women
Ms. Hana Ariedi	Jordan Export Development and Commercial Centers Corporation
Ms. Rania Al-Khateeb	Business and Professional Women – Amman
Colonel Mohammad Al-Zoubi	Family Protection Department, Public Security Directorate
Ms. Buthaina Frehat	National Center for Human Rights
Ms. Layali Abu Sir	United Nations Population Fund (UNFPA)
Ms. Sahar Rawas	United Nations Office on Drugs and Crime (UNODC)
Ms. Hadeel Talli	United Nations Educational, Scientific and Cultural Organization (UNESCO)
Ms. Hanin Hamzeh	United Nations High Commissioner for Refugees (UNHCR)
Ms. Zeina Jad'an	United Nations High Commissioner for Refugees (UNHCR)

Working Group for Goals 4, 5 & 6

National Chair of the Working Group	
Dr. Ghassan Fakhouri	Ministry of Health
UN Co Chair of the Working Group	
Ms. Jumana Haj Ahmad	United Nations Children's Fund (UNICEF)
Technical Expert	

Working Group for Goals 4, 5 & 6

Dr. Musa Al-Ajlouni	
Members	
Ms. Feda' Jaradat	Ministry of Planning and International Cooperation
Mr. Michael Ja'nini	Department of Statistics
Dr. Adel Bilbeisi	Ministry of Health
Dr. Bassam Hijjawi	Ministry of Health
Dr. Qasem Rabee'	Ministry of Health
Dr. Jamal Abu Seif	Ministry of Health
Dr. Raeda Qutob	Higher Population Council
Dr. Malek Al-Dabbas	Jordanian Royal Medical Services
Dr. Najwa Khoury	Jordan University Hospital
Mr. Abdulla Hindawi	Private Hospitals Association
Dr. Waed Hayajneh	King Abdulla Hospital
Ms. Hanan Al-Dhafer	National Council for Family Affairs
Dr. Azmi Mahafzah	Jordanian Red Crescent
Ms. Muna Idris	United Nations Population Fund (UNFPA)
Dr. Sana' Naffa	World Health Organization (WHO)
Ms. Hanan Al-Omari	United Nations Educational, Scientific and Cultural Organization (UNESCO)

Working Group for Goal 7

National Chair of the Working Group	
Mr. Ahmad Qatarneh	Ministry of Environment
UN Co Chair of the Working Group	
Mr. Munjid Al-Sharif	United Nations Development Programme (UNDP)
Technical Expert	
Dr. Amer Al-Hmoud	
Members	
Her Royal Highness Princess Sumayya Bint Al-Hasan	Royal Scientific Society
Mr. Ahmad Al-Jazzar	Ministry of Planning and International Cooperation
Mr. Munther Badrieh	Department of Statistics
Ms. Suzan Al-Keilani	Ministry of Water and Irrigation
Ms. Malak Al-Rawashdeh	Ministry of Water and Irrigation
Mr. Rakez Al-Khalayleh	Ministry of Municipal Affairs
Ms. Tamara Bakeer	Ministry of Municipal Affairs
Ms. Mari Masri	Ministry of Agriculture

Working Group for Goal 7

Ms. Maysoon Bseiso	Ministry of Health
Mr. Mohammad Yousif	Royal Society for the Conservation of Nature
Mr. Ahmad Al-Kufahi	Jordan Environment Society
Dr. Hani Abu Qdais	Jordan University for Science and Technology
Dr. Khaled Kahhaleh	Royal Scientific Society
Mr. Raouf Al-Dabbas	Ministry of Environment
Ms. Zainab Al-Shawabkeh	Ministry of Environment
Dr. Muhammad Saidam	United Nations Development Programme
Ms. Maha Al-Zoubi	United Nations Development Programme
Ms. Lamis Nasser	World Food Programme (WFP)
Ms. Amal Dababseh	United Nations Development Programme (UNDP)
Ms. Lama Masalhah	United Nations Educational, Scientific and Cultural Organization (UNESCO)
Dr. Raki Zghondi	Center for Environmental Health Activities (WHO-CEHA)

Working Group for Goal 8

National Chair of the Working Group	
Dr. Maher Mahrouk	Ministry of Planning and International Cooperation
UN Co Chair of the Working Group	
Mr. Yakup Beris	United Nations Development Programme (UNDP)
Technical Expert	
Dr. Nader Mrayyan	National Center for Human Resources Development
Members	
Mr. Mutasem Al-Keilani	Ministry of Planning and International Cooperation
Ms. Raghad Shakhaneh	Ministry of Planning and International Cooperation
Ms. Lama Juneidi	Ministry of Planning and International Cooperation
Mr. Mohammad Al-Assaf	Department of Statistics
Ms. Maha Ali	Ministry of Industry and Trade
Mr. Khaled Lahham	Ministry of Information and Communication Technology
Mr. Salem Ghawi	Executive Privatization Commission
Ms. Sireen Hikmat	Executive Privatization Commission
Mr. Ghaith Al-Bakri	Jordan Export Development and Commercial Centers Corporation
Dr. Rand Kanadeelo	Jordan Industrial Estates Corporation
Mr. Hassan Al-Amad	Jordan Chamber of Commerce
Mr. Omar Abu Wshah	Jordan Exporters Association
Ms. Suhair Amawi	Jordanian Businessmen Association
Dr. Ali Kandah	Association of Banks in Jordan

Working Group for Goal 8

Mr. Basem Kannan	Ministry of Planning and International Cooperation
Mr. Sami Khasawneh	Department of Statistics
Ms. Suha Moustafa	Jordan Chamber of Industry
Mr. Omar Shnaikat	Jordan Press Association
Ms. Majida Al-Assaf	United Nations Development Programme (UNDP)
Mr. Esam Al-Qararah	United Nations Industrial Development Organization (UNIDO)
Ms. Sahar Rawas	United Nations Office for Drugs and Crime (UNODC)
Ms. Faten Al-Hindi	World Food Programme (WFP)

Editing and Proof Reading of the English Report

Mr. Tom Holyoake	UNRWA
Ms. Angela Moore	UNHCR
Mr. Mike Nowicki	UNV
Ms. Georgette Khoury	UN Resident Coordinator's Office
Ms. Marta Lanzoni	UN Resident Coordinator's Office
Ms. Liana Khalil	UNFPA
Mr. Alex Shoebridge	UNRWA

Photo Credits

- MOPIC - Hamzeh Al-Mazra'awi
Page 14, 34, 37, 40, 77
- UN Photo - Simon Milne-Day
Page 42, 72, 80, 87
- UNICEF - Shehzad Noorani
Page 28, 54, 59, 70
- UNFPA - Raed Adayleh
Page 52, 62, 69, 82, 91
- UN Photo - Eskinder Debebe
Page 8, 94, 104
- UN Photo - Paola Picone
Page 26

Front and back cover

- UN Photo - Simon Milne-Day
- UNICEF - Shehzad Noorani
- UNFPA - Raed Adayleh
- MOPIC - Hamzeh Al-Mazra'awi

Design and Layout by SYNTAX – Amman, Jordan