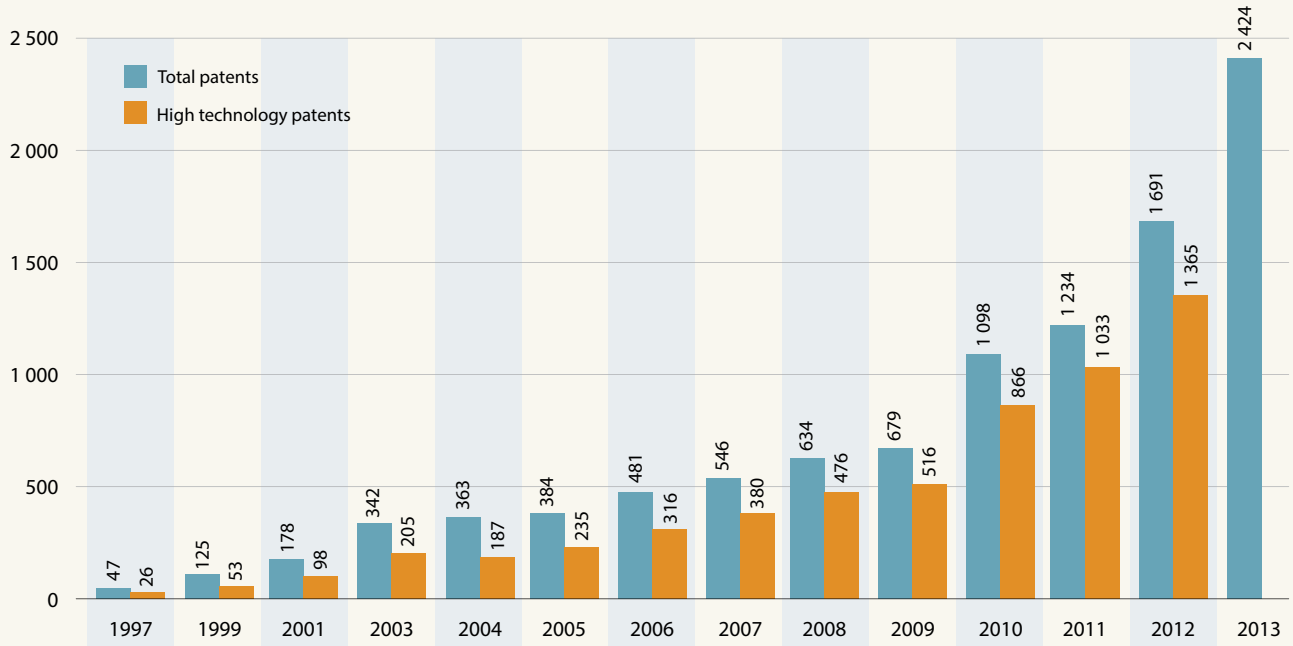


Figure 22.4: Trends in Indian patents, 1997–2013

Most patents granted to Indian inventors are in high-tech

Utility patents granted by USPTO



Source: USPTO; NSB (2014)

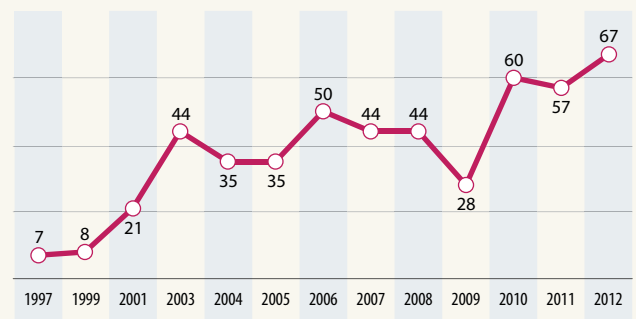
IT firms in India tend to be foreign-owned

	IT-related patents (number)			Share (%)	
	Domestic	Multi-national companies	Total	Domestic	Multi-national companies
2008	17	97	114	14.91	85.09
2009	21	129	150	14.00	86.00
2010	51	245	296	17.23	82.77
2011	38	352	390	9.74	90.26
2012	54	461	515	10.49	89.51
2013	100	1268	1368	7.30	92.71

Source: Computed from USPTO, 2014

The number of biotech patents has doubled in a decade

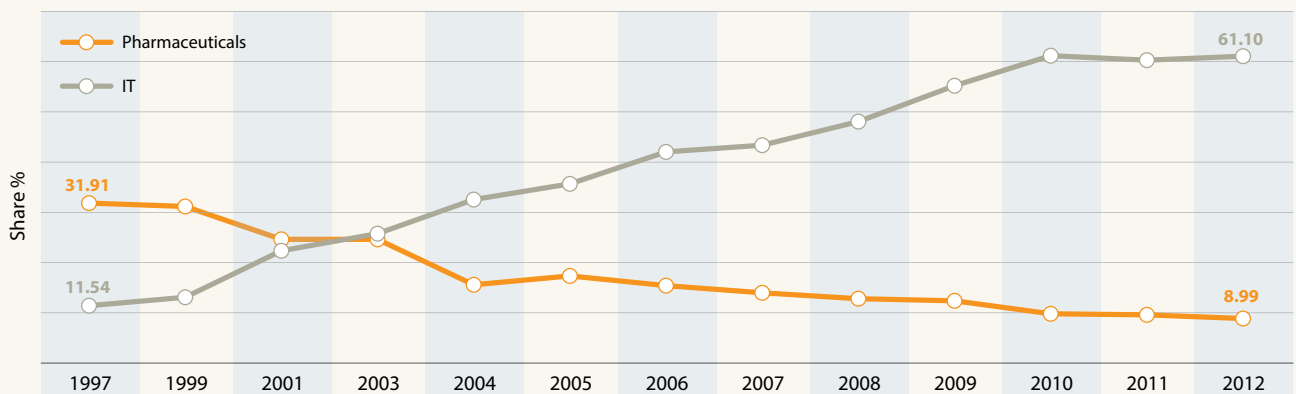
Utility patents granted by USPTO, 1997–2012



Source: based on data provided in Appendix Table 6-48, NSB (2014)

Six out of 10 patents are now in IT, one in ten in pharma

Utility patents granted by USPTO (%)



Source: Computed from USPTO, 2014