




United Nations
Educational, Scientific and
Cultural Organization



Diversity of
Cultural Expressions

UNESCO CULTURE FOR DEVELOPMENT INDICATORS

Namibia's Analytical Brief



CULTURE FOR DEVELOPMENT INDICATORS IN NAMIBIA

The Culture for Development Indicators (CDIS) demonstrate the enabling and driving role of culture in sustainable development. Thanks to an innovative methodology, this advocacy and policy tool examines through facts and figures the multidimensional relationship between culture and development.

The analysis of 7 key dimensions of culture and development, through the assessment of 22 core indicators, responds to the needs and circumstances of low and middle-income countries. The wealth of quantitative data produced through the implementation of the CDIS promotes better-informed cultural policies and the integration of culture in development strategies, thus contributing to the implementation of the 2005 UNESCO Convention for the Protection and Promotion of the Diversity of Cultural Expressions.

The CDIS methodology is the outcome of a four year (2009-2013) applied research process. By the end of 2013, it has been implemented in 11 countries around the world, demonstrating its potential for policy impact.

Namibia began implementation of the CDIS in November 2011 and completed the process in February 2013. This Brief summarizes the results, implementation details and impact the CDIS project had in Namibia.

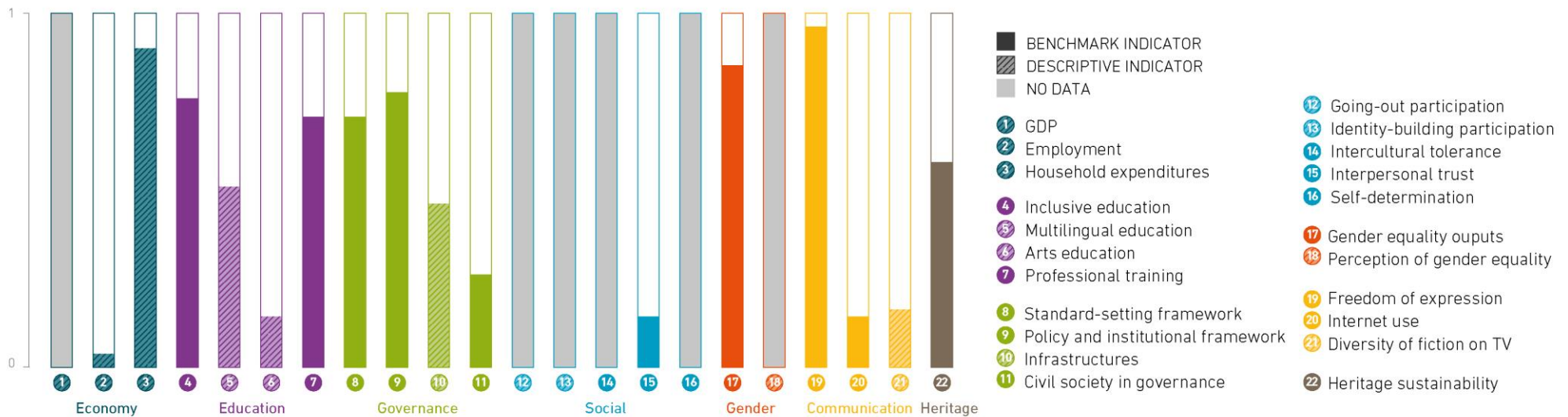
- *AT A GLANCE: BRINGING CULTURE BACK IN FROM THE MARGINS*
 - *Highlights from the findings: Namibia's Culture for Development DNA*
- *NAMIBIA'S RESULTS IN DETAIL*
 - *Economy*
 - *Education*
 - *Governance*
 - *Social participation*
 - *Gender equality*
 - *Communication*
 - *Heritage*
- *IMPLEMENTATION PROCESS IN NAMIBIA*
- *ADDED VALUE OF THE CDIS IN NAMIBIA*

AT A GLANCE: BRINGING CULTURE BACK IN FROM THE MARGINS

Since independence in 1990, Namibian authorities have recognized culture's role in development in such key documents as the 2001 Policy on Arts and Culture and the National Development Plan 3 (2007-2012). However, the inability to empirically demonstrate this connection has resulted in gradually sidelining culture in recent years and in its omission from the structure of the National Development Plan 4 (2013-2017). The new wealth of data on culture and development, which resulted from implementing the CDIS, made it possible to convincingly advocate for culture and development and bring it back in the next UNPAF (United Nations Partnership Framework) for 2014-2018.

HIGHLIGHTS FROM THE FINDINGS: NAMIBIA'S CULTURE FOR DEVELOPMENT DNA

NAMIBIA : Culture for Development DNA



Culture matters in Namibia: CDIS indicators highlight Namibia's culture sector's potential for prosperity, while underlining certain obstacles in place that inhibit it from reaching its full potential.

The results suggest that **although there is a high level of demand for the consumption of foreign and domestic cultural goods, services and activities 3** (9% of total household consumption expenditures); **there is a low level of domestic production, particularly in the formal sector**, illustrated by a low percentage of cultural employment **2** (0.65% of the total employed population). Furthermore, low levels of supply of domestic fiction productions on public TV **21** (12.15% of

broadcasting time of fiction programmes), indirectly reflect **insufficient opportunities for diffusion and exposure of cultural contents provided by local creators and cultural industries**. These figures underline the unexploited demand-driven market potential for the culture sector in Namibia.

Regarding the links between education and culture in Namibia, **though professional training opportunities in select fields are not yet available, public institutions provide a fairly diverse offering of programmes related to culture at the TVET and tertiary levels** ⑦ (0.7/1), reflecting Namibian authorities' interest and willingness to invest in cultural education at the professional level. However, other data illustrates **gaps in arts education in key formative years** ⑥ that may hinder individuals' interest, skills and opportunities to pursue a professional career in the culture sector despite the range of specialized programmes available.

Although positive results for indicators on the normative, policy and institutional frameworks ⑧ ⑨ (0.7/1; 0.78/1) **suggest that the foundation for good cultural governance is in place, obstacles persist regarding the participation of civil society in policy-making processes** ⑪ (0.25/1) and the **unequal distribution of cultural infrastructures across the 13 regions of Namibia** ⑩ (0.33/1), which not only prevents opportunities to access cultural life, but also disfavors outlets for cultural production, diffusion and enjoyment.

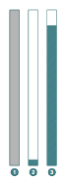
For culture to better contribute to development by way of social cohesion, focus may need to be placed on promoting positive perceptions of gender equality for development, as well as targeted actions to address issues of interpersonal trust. Objective outputs of gender equality ⑰ (0.8/1) do not translate into subjective opinions regarding its importance for development. Likewise, a gap remains between indicators on the tolerance of other cultures and indicators on intercultural and interpersonal trust ⑮ (12%), which are directly related to social cohesion and of particular significance in the post-apartheid context.

ALTERNATIVE INDICATORS

In the absence of data necessary to construct the proposed core CDIS indicators, but in the presence of other relevant data sources that address similar objectives, alternative indicators have been proposed at the national level.

ADDITIONAL INDICATORS

When a country has additional data, which could add overall understanding to a dimension, additional indicators are proposed to go further.



ECONOMY

The creative and cultural industries are dynamic and rapidly expanding sectors in the global economy. These industries contribute to growth, enabling the diversification of national economies, generating income and creating employment. In addition, as they contribute to the creation, production, transmission and enjoyment of symbolic content, their effects extend to non-economic benefits. For instance, they contribute to the expansion of peoples' opportunities to participate in cultural life and to the promotion of cultural diversity.

The Economy Dimension examines the contribution of the culture sector to economic development by assessing the contribution of cultural activities to GDP, the role of culture as an employer, and how cultural goods and services are valued through commercial transactions.

2 CULTURAL EMPLOYMENT: 0.65% (2008)

In 2008, 0.65% of the employed population in Namibia had cultural occupations (4447 people: 29% male and 71% female). 88% of these individuals held occupations in central cultural activities, while 12% held occupations in supporting or equipment related activities.

While already significant, the **global contribution of the culture sector to employment is underestimated** in this indicator due to the difficulty of obtaining and correlating all the relevant data. This figure is only the tip of the iceberg since it does not cover non-cultural occupations performed in cultural establishments or induced occupations with a strong link to culture, such as employees of hospitality services located in or close to heritage sites. In addition, this does not account for employment in the informal culture sector, which is likely to be significant in Namibia. Furthermore, because the raw data in Namibia is only available to the three-digit level of international standard classifications, certain central cultural occupations are not taken into account.

Regardless, this figure highlights low levels of formal cultural employment in Namibia, suggesting that levels of domestic cultural production in the formal sector are also rather low.

Core Indicators	Description
CONTRIBUTION OF CULTURAL ACTIVITIES TO GDP	Percentage of the contribution of private and formal cultural activities to Gross Domestic Product
CULTURAL EMPLOYMENT	Percentage of persons engaged in cultural occupations within the total employed population
HOUSEHOLD EXPENDITURES ON CULTURE	Percentage of household final consumption expenditures on cultural activities, goods and services set against total household consumption expenditures

FACTS & FIGURES



The relevance of the priorities set aside in the 2001 Policy on Arts and Culture and the former National Development Plan 3 (2007-2012), oriented to increase production and optimize the economic contribution of the culture sector, is thus underlined.

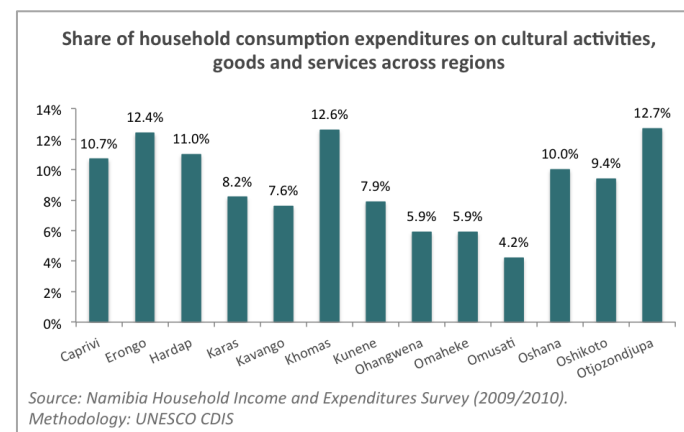
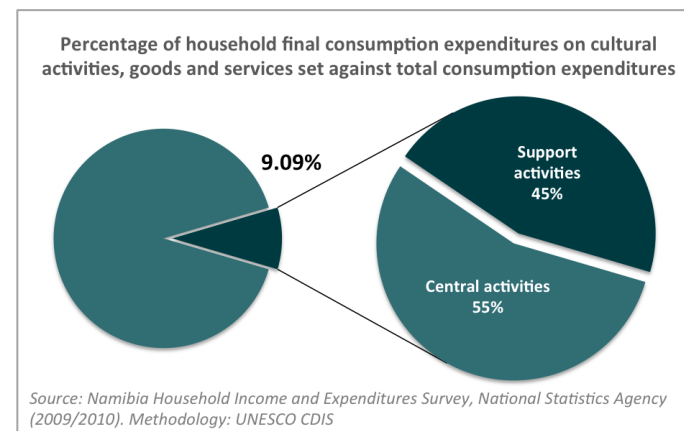
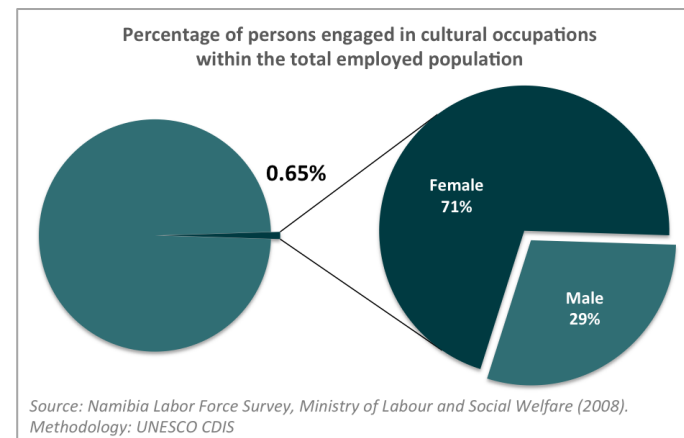
3 HOUSEHOLD EXPENDITURES ON CULTURE: 9.09% (2009/2010)

In Namibia, **9% of household consumption expenditures were devoted to cultural activities, goods and services in the year of 2009/2010** (1400.26 NAD). It is likely that this final result is an over-estimation of the actual percentage of household consumption expenditures spent on culture due to the current limitations of national data systems which are not exhaustive but rather based on sample groups. As Namibia remains a country of significant divides, often the most isolated groups of the population are not accurately reflected in such data sets due to inaccessibility. The average across all test phase countries of the CDIS is 2.43%, which also suggests that Namibian figures may be overestimated.

Despite the underlined methodological challenges, the national result obtained **suggests that there is a real and significant demand from Namibian households for the consumption of foreign and domestic cultural goods, services and activities**, and of this 55% is spent on central cultural goods and services, 45% being left to supporting activities and equipment. On average nation-wide, in the category of central cultural goods and services, the most was spent on daily and weekly newspapers (139.45 NAD), watches and personal jewelry (156.90 NAD), and subscription television (292.16 NAD). In the category of support and equipment, a significant share was spent on television sets, decoders, DVD players, and video players (169.95 NAD); and personal computers and laptops (213.16 NAD).

The share of consumption expenditures varies greatly from one region to another in Namibia, from 12.7% and 12.6% in Otjozondzupa and Khomas to 5.9% and 4.2% in Ohangwena and Omusati.

>> While the Economy indicators suggest that there is a significant potential demand for the consumption of cultural goods, services and activities, they also suggest that there is a low level of domestic production in the formal sector, illustrated by the low levels of employment. This is reinforced when cross-analyzing the dimension with other CDIS indicators such as the Diversity of Fictional Content on Public TV, which also suggests low levels of domestic content supply in public broadcasting. High demand and low domestic production would indicate that the full economic potential of the culture sector in Namibia is not being realized.



RECOMMENDATIONS FOR IMPROVING CULTURAL STATISTICS

In order to improve the assessment of the connection between culture and the economy in Namibia, better statistics should to be made available.

CONTRIBUTION OF CULTURAL ACTIVITIES TO GDP

Although sources indicate that the necessary data for the national accounts exists to the four-digit level of international standard classifications, this core indicator could not be constructed due to the challenges in the accessibility of data sources.

CULTURAL EMPLOYMENT

To allow for more accurate results regarding employment, it would be beneficial to not only reassess the coverage of the Namibia Labour Force Survey to include marginalized groups and informal employment when possible, but also to develop surveys that collect information at a higher digit level of international standard classifications. The current data is available to the three-digit level, which prevents certain central cultural occupations from being taken into account, including jobs in cultural education, advertising and marketing, web media development, sociologists, anthropologists, library clerks, religious professionals, traditional chiefs; as well as certain equipment and support occupations, such as software developers and broadcasting and audio-visual technicians. Improving data systems to be to the four-digit level would allow for additional cultural occupations to be identified and included in the final result.

HOUSEHOLD EXPENDITURES ON CULTURE

To more accurately capture household expenditures on culture, it would be helpful to reassess the coverage and representative character of the NHIES Survey sample groups in order to verify the validity of the final result.

For all indicators, it would be useful to make available raw data disaggregated by socio-economic factors in order to be able to better understand how to make targeted policies for equal access to cultural goods, services and activities, as well as cultural employment. For example, it will be constructive to know more about the relationship between these indicators, income quintiles and levels of education.



EDUCATION

Education not only provides individuals with the skills and knowledge required to become empowered citizens, it is a recognized fundamental cultural right. It plays a key role in promoting knowledge societies capable of devising innovative strategies to face future challenges. The education cycle also provides a key environment for the construction, learning and transmission of cultural values and aptitudes, which may foster social inclusion and tolerance. Likewise, education is essential in the promotion and valorization of cultural diversity, and the encouragement of new talents and creativity.

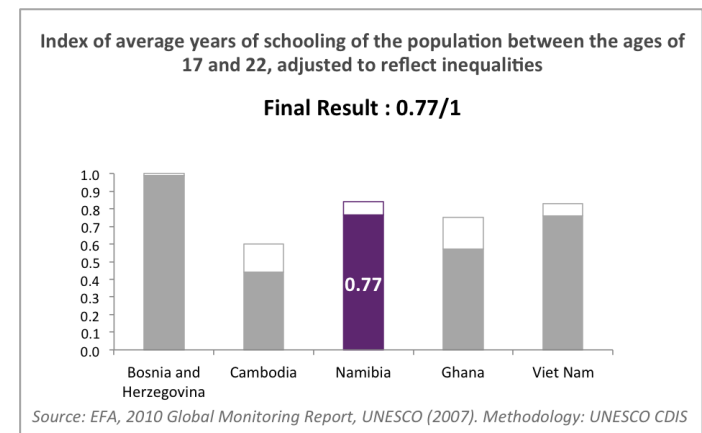
The Education Dimension examines the relationship between education, culture and human development by assessing the inclusiveness of education; the valorization of interculturality, cultural diversity and creativity; and the opportunities for acquiring professional skills in cultural fields.

4 INCLUSIVE EDUCATION: 0.77/1 (2007)

The Constitution of the Republic of Namibia, adopted in 1990, states that "All persons shall have the right to an education" (Article 20.1). Within this context, the result of 0.77/1 reflects the efforts made by Namibian authorities to guarantee this fundamental cultural right and pursue measures to assure that this right is secured in a complete, fair and inclusive manner. This result shows that **the average years of schooling of the target population aged 17 to 22 is 8.4 years**. Therefore, though below the targeted average of 10 years of schooling, the majority of Namibian citizens can enjoy the right to an education and participate in the construction and transmission of values, attitudes and cultural skills, as well as personal and social empowerment throughout primary and secondary school. However, **9% of the target population in Namibia is still living in education deprivation**, meaning that they have fewer than 4 years of schooling. This 9% highlights the persistence of inequality in the enjoyment of this fundamental cultural right. Namibia is committed to a number of international agreements and conventions targeting marginalized groups in order to mitigate the inequality gap in the post-apartheid and post-independence era and to achieve a fully inclusive education system.

Core Indicators	Description
INCLUSIVE EDUCATION	▶▶ Index of average years of schooling of the population between the ages of 17 and 22, adjusted to reflect inequalities
MULTILINGUAL EDUCATION	▶▶ Percentage of instructional hours dedicated to promoting multilingualism in relation to the total number of instructional hours dedicated to languages (grades 7-8)
ARTS EDUCATION	▶▶ Percentage of instructional hours dedicated to arts education in relation to the total number of instructional hours (grades 7-8)
PROFESSIONAL TRAINING IN THE CULTURE SECTOR	▶▶ Index of coherency and coverage of technical and vocational education and training (TVET) and tertiary education in the field of culture

FACTS & FIGURES



5 MULTILINGUAL EDUCATION: 44.4% (2010)

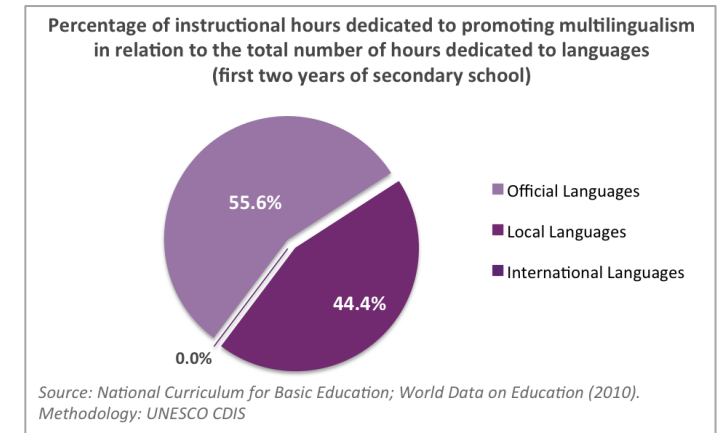
Article 19 of the Constitution of the Republic of Namibia states that “every person is entitled to enjoy, practice, profess, maintain and promote any culture, language, tradition or religion” so long as it does not impinge upon the rights of others. Furthermore, the 2001 Policy on Arts and Culture states that the government has the mission and goal to uphold unity in diversity so that all Namibians feel free to practice any culture, recognizing that such “unity is maintained by mutual understanding, respect and tolerance.” As part of promoting this unity in diversity, the 2001 Policy also states that it is the **goal of the Namibian government to safeguard and promote linguistic heritage** and acknowledges the role of education in the promotion of cultural diversity. Though not reiterated in the National Development Plan 4 (2013-2017), the National Development Plan 3 (2007-2012) recognized that “language is an essential carrier of culture” and that the biggest challenge post-independence was to heal the wounds of inequality and racism and recognize the wealth of Namibia’s multiculturalism.

According to the national curriculum for education, updated in 2010, 55.6% of the hours to be dedicated to languages in the first two years of secondary school is to be dedicated to the teaching of the official national language- English. The remaining 44.4% of the time is to be dedicated to the teaching of local and regional languages. Although, the fact that 0% of the required national curriculum is dedicated to additional international languages, such as French or German, these results still indicate that **the national curriculum is designed to promote linguistic diversity in Namibia, particularly regarding the promotion of local languages and mother tongues**. It should be noted that learners have the option of taking additional international languages such as French or German as one of the prevocational subjects of their choosing.

However, in spite of the promotion of diversity, **of the 11 nationally recognized local and regional languages, only 9 are taught in schools**. Otjizemba and Ju!hoansi are the only remaining nationally recognized local languages that are not promoted in the education system.

6 ARTS EDUCATION: 2.4% (2010)

The 2001 Policy on Arts and Culture’s stance on “unity in diversity” recognizes that Namibians see themselves as a united nation celebrating the diversity of their artistic and cultural expressions and declares as a goal that the status of the arts should be improved through education and that arts subjects should therefore be part of the new curriculum. The policy



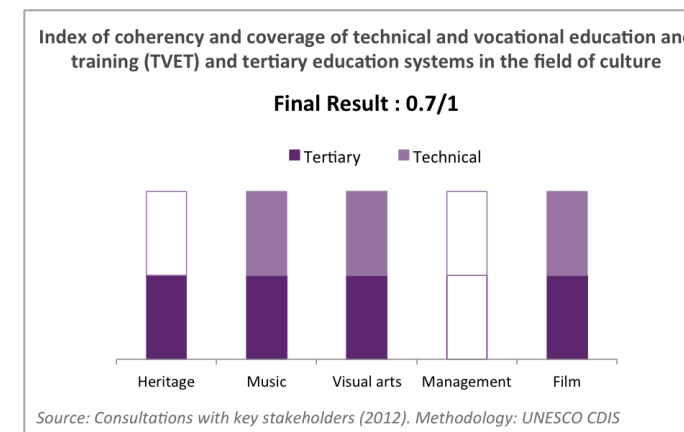
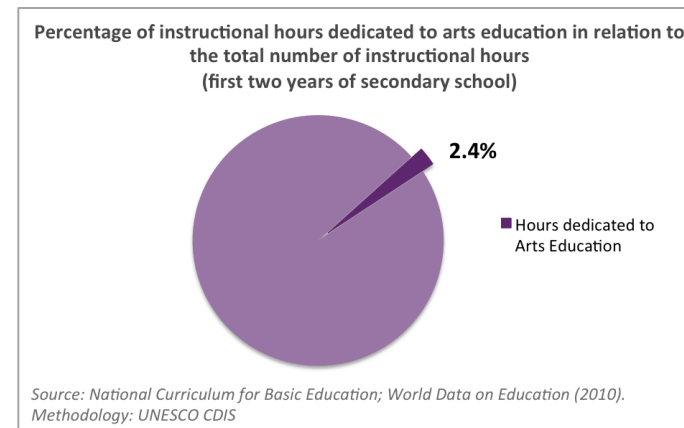
goes on to state that in such an environment “learners are sure to acquire many skills and self-confidence through exploring their own creative abilities” and that it is “necessary to reverse an alarming trend for the downgrading of the arts and culture.” National Development Plan 3 (2007-2012) also recognized that arts education was necessary for the realization of the country’s creative potential and that a priority should be to “establish a solid foundation of education in the arts and culture.”

Contrasting with the policy statements, the results for this indicator reflect a rather low level of promotion of arts education. According to the updated curriculum of 2010, **only 2.4% of the total number of instructional hours is to be dedicated to arts education in the two first years of secondary school** (covered by one subject entitled ‘Arts-in-culture’). It should be noted, however, that in addition to the required hours to be dedicated to the arts, learners have the option of taking one additional course entitled ‘Visual and integrated performing arts’ as one of the prevocational courses of their choosing. Nevertheless, this result indicates that instructional hours dedicated to arts education in secondary school remains low, especially when taking into account the average across all test phase countries of the CDIS, which is situated at 4.84%.

Furthermore, a gap in the offerings of arts education over the course of the educational lifetime emerges. On average, 6.2% of all educational hours are to be dedicated to arts education in primary education. This is nearly three times what is required during secondary education. Moreover, when looking at the following indicator on tertiary and training programmes that are offered in Namibia in the field of culture, it can be noted that the coverage is fairly complete. This **gap in arts education during secondary schooling may obstruct both students’ interest in developing a professional career in the culture sector and also concrete opportunities in accessing existing specialized programmes.**

7 PROFESSIONAL TRAINING IN THE CULTURE SECTOR: 0.7/1 (2012)

In the 2001 Policy on Arts and Culture, a key goal was defined to improve the status of the artist “through education and training, and by exploring the economic potential” of the culture sector. The essential link between education, training and employment was made. Namibia’s result of **0.7/1 indicates that though complete coverage of cultural fields in technical and tertiary education does not exist in the country, the national authorities have manifested an interest and willingness to invest in the training of cultural professionals.** Indeed, the coverage of national public and government-dependent private technical and tertiary education is rather comprehensive in Namibia, offering various types of courses and permitting



cultural professionals to receive the necessary education to pursue a career in the culture sector.

Tertiary education is offered by the University of Namibia in the fields of heritage, music, visual and applied arts, and film and image. The College of the Arts also offers technical training in the fields of music, visual and applied arts, and film and image. In addition, the Namibian Training Authority offers one training program in garment making, which falls under the category of visual and applied arts. Although this collection of offerings is fairly inclusive, it is not complete. For instance, **no regular technical training programmes exist in the field of heritage, and no technical or tertiary education programmes exist in the field of cultural management**, a key area for fostering the emergence of domestic cultural enterprises and industries.



GOVERNANCE

Cultural governance encompasses standard-setting frameworks, public policies, infrastructures, institutional capabilities and processes intended to foster inclusive cultural development, structure dynamic cultural sectors, and promote diversity. Cultural governance forges the enabling conditions under which cultural rights are exercised, which are crucial for developing peaceful societies in which individuals have the opportunity to lead full, creative lives in accordance with what they value. Thus, cultural governance plays a key role in enabling culture to fully contribute to inclusive, rights-based human development.

The Governance Dimension examines the national system of cultural governance by assessing the standard-setting policy frameworks in place for the protection and promotion of culture, cultural rights and cultural diversity; the distribution of select cultural infrastructures that facilitate taking part in cultural life; and the establishment of institutional mechanisms for civil society's participation in decision-making.

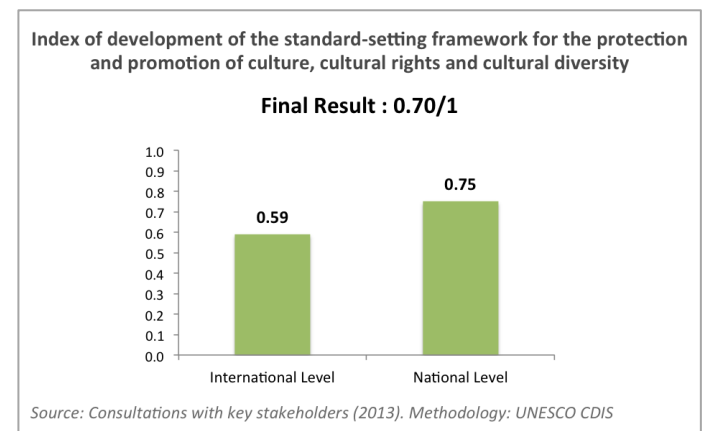
8 STANDARD-SETTING FRAMEWORK FOR CULTURE: 0.70/1 (2013)

Namibia's result of **0.70/1** indicates that the country is on the right track and has made many efforts to ratify key international legal instruments affecting cultural development, cultural rights and cultural diversity, as well as to establish a national framework to recognize and implement these obligations.

Namibia scored 0.59/1 at the international level, which shows movement in the right direction. Namibia has ratified several important conventions such as the 1972 Convention concerning the Protection of World Cultural and Natural Heritage, the 2003 Convention for the Safeguarding of Intangible Cultural Heritage and the 2005 Convention of the Protection and Promotion of the Diversity of Cultural Expressions, all of which are particularly important to the Namibian cultural context. **Namibia is still working towards the ratification of certain key international instruments for the protection of cultural assets**, such as the 1970 Convention on the Means of Prohibiting and Preventing the Illicit Import, Export and Transfer of Ownership of Cultural Property, the 1995 UNIDROIT Convention on Stolen or Illegally Exported Cultural

Core Indicators	Description
STANDARD-SETTING FRAMEWORK FOR CULTURE	▶▶▶ Index of development of the standard-setting framework for the protection and promotion of culture, cultural rights and cultural diversity
POLICY AND INSTITUTIONAL FRAMEWORK FOR CULTURE	▶▶▶ Index of development of the policy and institutional framework for the protection and promotion of culture, cultural rights and cultural diversity
DISTRIBUTION OF CULTURAL INFRASTRUCTURES	▶▶▶ Distribution of selected cultural infrastructures relative to the distribution of the country's population in administrative divisions immediately below State level
CIVIL SOCIETY PARTICIPATION IN CULTURAL GOVERNANCE	▶▶▶ Index of the promotion of the participation of cultural professionals and minorities in the formulation and implementation of cultural policies, measures and programmes that concern them

FACTS & FIGURES



Objects, and the 1954 Convention for the Protection of Cultural Property in the Event of Armed Conflict.

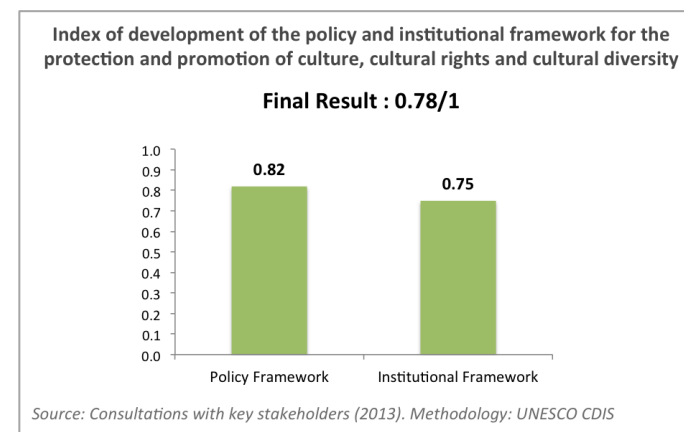
At the national level, a score of 0.75/1 indicates that national efforts have been made to implement many of the international obligations that Namibia has agreed to at the country level. However, similar to the international level, room for improvement still remains as **several key items continue to be missing from the national legislation and regulatory frameworks**. For example, no ‘framework law’ for culture exists, and although a sectoral law exists for television and radio, no such laws exist for other sub-sectors such as heritage, books, cinema or music. In the same vein, the lack of regulations dealing with the tax status of culture, such as tax exemptions and incentives designed to benefit the culture sector specifically, also reveals some deficiencies in the establishment of a coherent normative system for supporting the emergence of viable domestic cultural industries that could respond to the proven demand.

9 POLICY AND INSTITUTIONAL FRAMEWORK FOR CULTURE: 0.78/1 (2013)

The **final result of 0.78/1 reflects that national authorities are progressing in the creation of a policy and institutional framework promoting the culture sector** as part of development by establishing targeted policies and mechanisms and by having an adequate political and administrative system to implement the legal instruments seen above. Indeed, Namibian results are progressing, achieving a result consistent with the average of test phase countries of the CDIS for this indicator, which is 0.79/1.

The Ministry of Youth, National Service, Sport and Culture has the mandate for the overall formulation, implementation and management of cultural activities. The ministry’s efforts are reinforced by cultural institutions, such as the National Theatre of Namibia, the National Arts Council and the National Heritage Council, intended to promote specific cultural sectors.

Namibia scored **0.82/1 for the Policy Framework** sub-indicator, indicating that there are many well-defined sectoral policies to promote the culture sector in the country. Namibia also has a general cultural policy, the 2001 Policy on Arts and Culture, which guides the ministry and its affiliated institutions’ actions. However, there is for instance no sectoral policy for music. In addition, culture has not been included in poverty reduction strategy papers (PRSPs) or previous United Nation Development Assistance Frameworks (UNDAF), and although culture was integrated in the former National Development Plan 3 (2007-2012), it no longer appears in National Development Plan 4 (2013-2017).



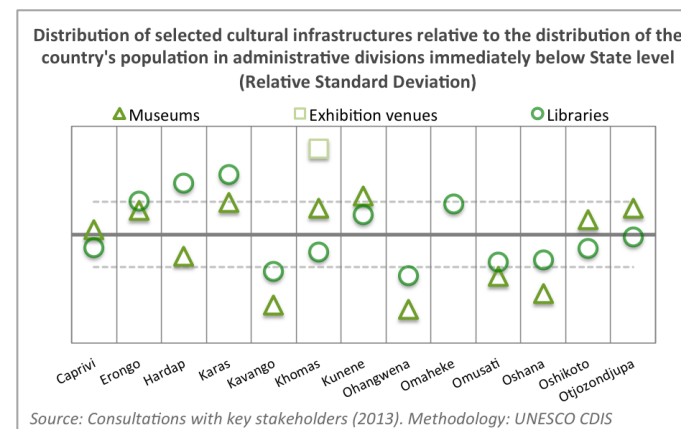
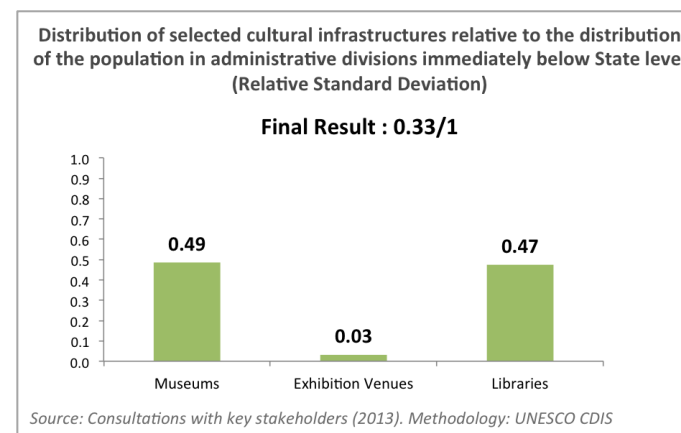
Namibia scored **0.75/1 for the Institutional Framework** sub-indicator, which assesses the operationalization of institutional mechanisms and the degree of cultural decentralization. Many positive factors account for such a result. Even though Namibia has a Ministry that covers the programmatic area of culture, cultural responsibilities have been decentralized to the regional level. A system of public subsidies exists for the sector, and public officials have been offered training in the sector within the last year. The remaining areas for improvement account for the imperfect score. Although, responsibilities have been decentralized to the regions, no specialized structures for culture are in place at the regional or local levels, and the budget remains centrally controlled by the government. Instead of decentralizing the budget, when planning events, the central government works closely together with the culture officers of the regional councils of all 13 regions of Namibia.

10 DISTRIBUTION OF CULTURAL INFRASTRUCTURES: 0.33/1 (2013)

One of Namibia’s 2001 Policy on Arts and Culture goals clearly sets as an objective that Namibians take part in cultural and creative activities and different art forms to share their different understandings of life, release their creative potential and contribute to economic development. However, the distribution of cultural infrastructure in Namibia, which would facilitate such participation, paints a picture of important challenges to be faced.

On a scale from 0 to 1, Namibia’s result for this indicator is 0.33, 1 representing the situation in which selected cultural infrastructures are equally distributed amongst regions according to the relative size of their population. **The score of 0.33 thus reflects that across the 13 regions of Namibia, there is an unequal distribution of cultural facilities.**

When looking at the figures for the three different categories of infrastructures, Namibia scores 0.49/1 for Museums, 0.03/1 for Exhibition Venues Dedicated to the Performing Arts and 0.47/1 for Libraries and Media Resource Centers. This suggests that the most equal distribution of access exists for Museums and Libraries, and that the most unequal distribution of infrastructures exists for Exhibition Venues Dedicated to the Performing Arts, the Khomas region being the only region of 13 to have such facilities. While the Khomas region, the region of the capital city of Windhoek, benefits from a higher concentration of cultural infrastructures, other regions such as Omaheke, Kavango, Omusati and Oshana have no Exhibition Venues, and a rather low coverage for Museums and Libraries and Media Resource Centres. Building cultural infrastructures and increasing equality of access across all 13 regions could increase Namibians’ opportunities to take part in cultural and creative activities, release their creative potential and participate in economic development through the production and consumption of cultural goods and services, as stated in the 2001 Policy. This is a crucial and common



challenge among all the countries that have implemented the CDIS until now, as the average score for this indicator is only 0.43/1.

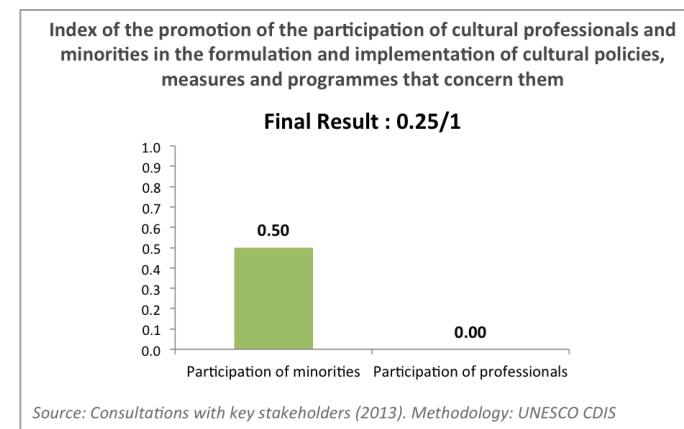
11 CIVIL SOCIETY PARTICIPATION IN CULTURAL GOVERNANCE: 0.25/1 (2013)

The final result of 0.25/1 indicates that there are few opportunities for dialogue and representation of civil society actors in regards to the formulation and implementation of cultural policies, measures and programmes that concern them. While Namibia received a score of 0.5/1 for the participation of minorities, a score of 0/1 was established for the participation of cultural professionals.

Regarding the participation of minorities, mechanisms exist at the national level to facilitate their participation in the formulation and implementation of cultural policies, measures and programmes that concern them. Furthermore, these mechanisms are permanent in nature and their decisions are binding. For example, the Division San Development is a national programme established by Cabinet decision No. 25th/29.11.05/001 and No. 9th/28.05.09/005. As part of the program, minorities are recognized as stakeholders and are to be involved in any decision that may affect them, including those of a direct or transversal cultural nature. However, at the regional and local levels no such institutional mechanisms or organic structures provide a framework for regular minority participation.

In Namibia, there are currently no associations, platforms, networks or other mechanisms in place to regularly involve cultural professionals in processes related to the formulation and implementation of cultural policies, measures and programmes that concern them. Such mechanisms would greatly assist in creating and enacting necessary and effective policies that correspond to the needs of the culture sector community. The absence of such mechanisms is a significant weakness in Namibia's cultural governance and an obstacle for fostering a vibrant culture sector that realizes its full potential.

The adoption of legislation on non-profit cultural bodies, such as cultural foundations and associations, which are currently inexistent as highlighted by the indicators of this Dimension, could be a first step to foster the structuring of a professional culture sector.





SOCIAL PARTICIPATION

Culture plays a central role in sustaining and enhancing individuals' and communities' quality of life and wellbeing. Cultural practices, assets and expressions are key vehicles for the creation, transmission and reinterpretation of values, attitudes and convictions through which individuals and communities express the meanings they give to their lives and their own development. These values, attitudes and convictions shape the nature and quality of social relationships, impacting individuals and communities' sense of integration, tolerance of diversity, trust and cooperation.

The Social Participation Dimension examines the multi-dimensional ways culture influences the preservation and enhancement of an enabling environment for social progress and development by analyzing the levels of cultural participation, interconnectedness within a given society, a sense of solidarity and cooperation, and individuals' sense of empowerment.

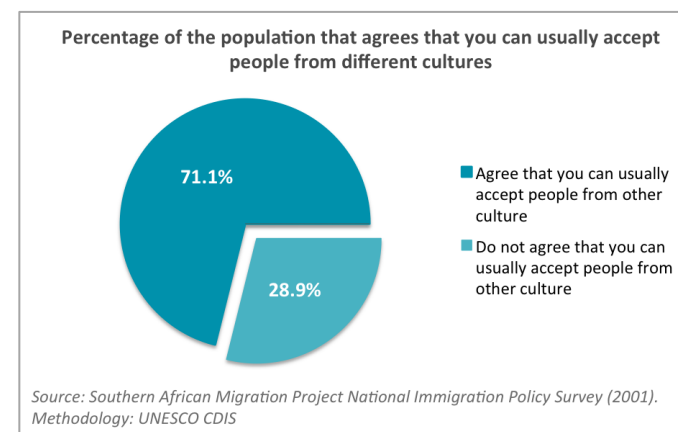
TOLERANCE OF OTHER CULTURES (ALTERNATIVE INDICATOR): 71.1% (2001)

In 2001, 71% of Namibians agreed that they can usually accept people from different cultures. In that same year, the Policy on Arts and Culture stated that the post-apartheid and post-independence vision of Namibia is to be a "united and flourishing nation, achieving sincere reconciliation through mutual respect and understanding, solidarity, stability, peace, equality, tolerance and social inclusion." The 2001 Policy also recalled that "before independence people were divided and the majority discriminated against on the basis of race and culture," whereas the "founders of ...[the] new nation wisely saw in ...[their] diversity of cultures a source of wealth through which we could unite in a common commitment to build the nation." This objective for mutual understanding and tolerance of all cultures was reiterated in the National Development Plan 3 (2007-2012).

Within this context, the results of 71% for this alternative indicator suggests that the values, attitudes and convictions of more than two thirds of Namibians favor the acceptance of other cultures in the post-apartheid era. In addition, in the same survey, **74% of Namibians agreed** that beyond accepting other cultures, they agree **that exposure to other cultures enriches their own lives**. This result further suggests a cultural system of values is in place that thrives

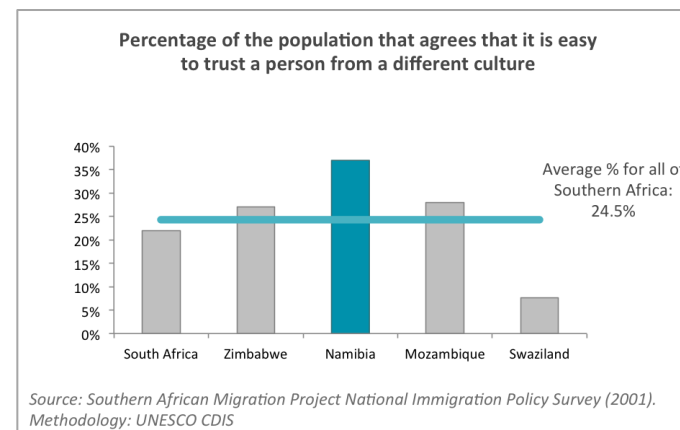
Core Indicators	Description
PARTICIPATION IN GOING-OUT CULTURAL ACTIVITIES	Percentage of the population who have participated at least once in a going-out cultural activity in the last 12 months
PARTICIPATION IN IDENTITY-BUILDING CULTURAL ACTIVITIES	Percentage of the population who have participated at least once in an identity-building cultural activity in the last 12 months
TOLERANCE OF OTHER CULTURES	Degree of tolerance within a society towards people from different cultural backgrounds
INTERPERSONAL TRUST	Degree of interpersonal trust
FREEDOM OF SELF-DETERMINATION	Median score of perceived freedom of self-determination

FACTS & FIGURES



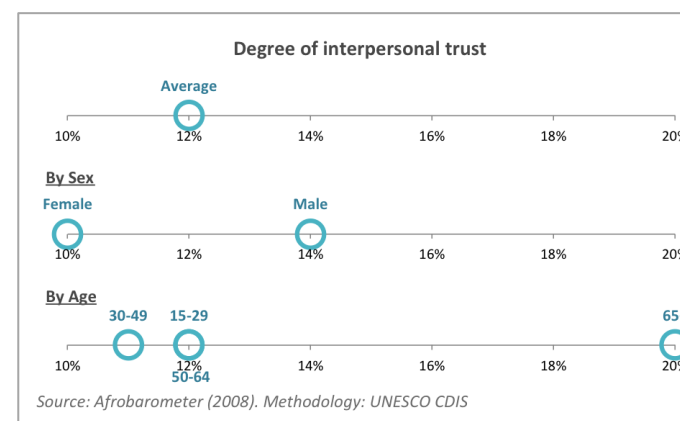
on diversity, fosters tolerance, and encourages an interest in new or different traditions, thus creating a social environment favorable to development.

However, in spite of these positive results pointing to high levels of acceptance and tolerance of other cultures, another question from the same survey showed that this **tolerance and acceptance does not translate into trust of other cultures**. Only **37% of Namibians responded that it is easy to trust a person from a different culture**, and though Namibia's result is higher than the Southern African regional average (24.5%), this figure still indicates that there is a gap between tolerance and acceptance and trust of other cultures, thwarting an ideal context for social progress and development. Less than half of the Namibians that showed an interest in other cultures and demonstrated tolerance toward others, answered that it was easy to trust a person from another culture.



15 INTERPERSONAL TRUST: 12% (2008/2009)

In 2008/2009, 12% of Namibians agreed that most people can be trusted. Within the context described above, this indicator further assesses the level of trust and sense of solidarity and cooperation in Namibia, providing insight into its social capital. A result of 12% **indicates a low level of trust and solidarity** as the average of the countries having implemented the CDIS is situated at 19.2%. Furthermore, though all groups of the population show low levels of trust, there are significant variations in the results for men and women and across age groups. **Only 10% of women agree that most people can be trusted** compared to 15% of men, and the results for different age groups vary from 11% of the people ages 30-49 to 20% of the people 65+, suggesting an increasing trend with age. Regardless, all of these figures remain rather low, and when combined with the alternative indicator presented above, these figures suggest that there remains an obstruction to fostering trust in the fabric of Namibia's society in spite of the basis for tolerance being in place shortly after independence. This indicates that building on culture's potential to further reinforce the feelings of mutual cooperation and solidarity amongst Namibians, and as a consequence, nurture social capital, deserves to be considered as a priority in modern Namibia through the development of targeted measures and programmes.



The conflicting results between tolerance and trust for this dimension suggest that much work still remains in this area and it is recommended to not only **reintegrate social priorities in national development plans**, but also to **integrate relevant cultural and social questions into regular national surveys in order to establish consistent statistics** and monitor progress throughout the implementation of the National Development Plan 4 (2013-2017).

RECOMMENDATIONS FOR IMPROVING CULTURAL STATISTICS

In order to better understand the connection between culture, social participation and human development, social and cultural statistics must be invested in at the national level.

PARTICIPATION IN GOING-OUT CULTURAL ACTIVITIES

PARTICIPATION IN IDENTITY-BUILDING CULTURAL ACTIVITIES

The core indicators on participation in going-out and identity-building cultural activities could not be constructed due to a lack of necessary data. In order to be able to better assess the degree of cultural vitality, social engagement in cultural activities, and potential divisions or exclusion within a society, it is highly recommended to introduce key questions related to cultural participation in national surveys. Such data would also provide useful information on patterns of cultural participation, thereby revealing valuable information about the demand for cultural goods and services as well as infrastructural needs.

TOLERANCE OF OTHER CULTURES

To better assess the current relationship between cultural diversity, tolerance, trust, social progress and development, it would be beneficial to collect further and regular statistics on issues of trust and culture, and to monitor their progress. Due to the lack of relevant raw data at the national level, the core indicator to assess the degree of tolerance towards people from different cultural backgrounds within a society could not be calculated at this time. Although pertinent alternatives were able to be proposed, no national statistical surveys include questions of a cultural or social nature in order to establish benchmarks or monitor progress in the area. Alternatives were proposed based on an independent survey conducted by the Southern African Migration Project in 2001. While this survey provides a wealth of information pertaining to key national goals of reconciliation, mutual respect, tolerance and social inclusion, undoubtedly much has changed in the last decade of this newly independent country. It is highly recommended to reconduct such a survey at the national level to monitor the current situation and better the changing relationship between culture and social progress.

FREEDOM OF SELF-DETERMINATION

The core indicator to assess the median score of perceived freedom of self-determination could not be constructed due to a lack of necessary data. With the necessary data, this indicator allows for an evaluation of the percentage of the population that thinks that they have control over their lives, thereby assessing individuals' sense of empowerment to decide and orient their economic, social and cultural development. It is recommended to integrate key questions about self-determination in national surveys in order to learn more about the issue at the national level.

GENDER

Gender equality is not only internationally recognized as a critical building block of sustainable development, gender equality can go hand in hand with respecting cultural diversity and cultural rights when placed within a human rights framework that favors inclusion and equal access to rights and opportunities. Targeted policies and interventions in favor of gender equality strongly influence attitudes and perceptions of gender roles and improve the levels of gender equality in practice. Furthermore, cultural attitudes and perceptions play a key role in orienting such policies and measures. Nevertheless, policies require people: they need to be supported by members of the community to be successful and sustainable.

The Gender Equality Dimension examines the correlations or gaps existing between the promotion and valorization of gender equality through targeted policies and actions, and culturally based perceptions of gender equality.

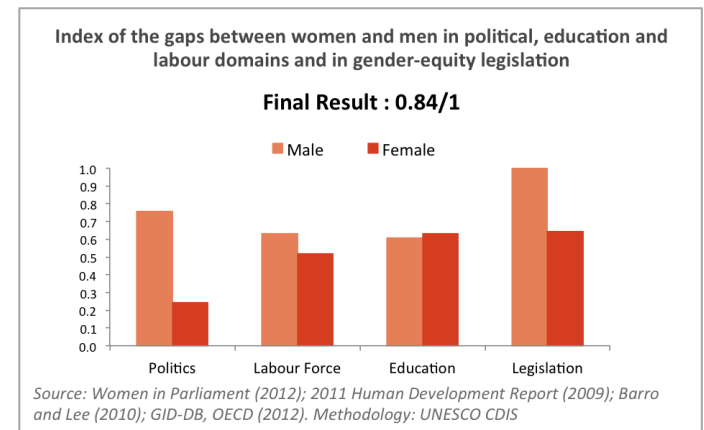
17 GENDER EQUALITY OBJECTIVE OUTPUTS: 0.84/1 (2013)

The Constitution of the Republic of Namibia states that “No persons may be discriminated against on the grounds of sex...” (Art 10). The Constitution also states that “it shall be permissible to have regard to the fact that women in Namibia have traditionally suffered special discrimination, and that they need to be encouraged and enabled to play a full, equal and effective role in the political, social, economic and cultural life of the nation” (Article 23(3)), and that the state should actively promote the “enactment of legislation to ensure equality of opportunity for women, to enable them to participate fully in all spheres of Namibian society” (Article 95 (a)). Such a priority for Gender Equality is reiterated in the National Development Plan 3 (2007-2012), and again in the National Gender Policy for 2010-2020 amongst other national policy documents.

The result of 0.84/1 reflects the significant efforts made by the Namibian government in order to elaborate and implement laws, policies and measures intended to support the ability of women and men to enjoy equal opportunities and rights.

Core Indicators	Description
GENDER EQUALITY OBJECTIVE OUTPUTS	▶▶ Index of the gaps between women and men in political, education and labour domains and in gender-equity legislative frameworks (objective outputs)
PERCEPTION OF GENDER EQUALITY	▶▶ Degree of positive assessment of gender equality (subjective output)

FACTS & FIGURES

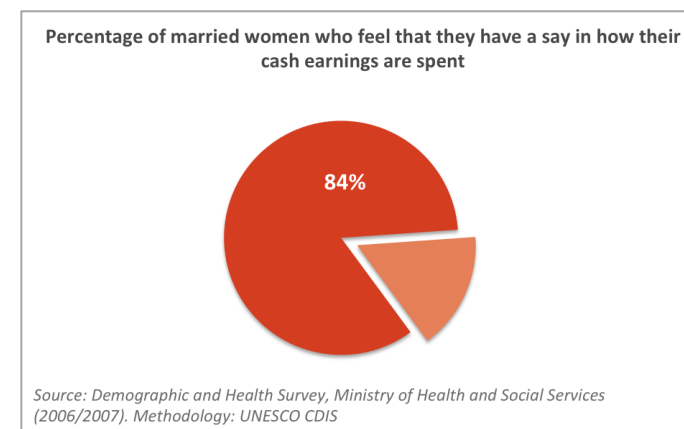


A detailed analysis of the four areas covered by the indicator, reveals major gaps where additional investment is needed to improve gender equality basic outputs. A comparison of the average number of years of education for men and women aged 25 years and above reveals little divergence. Although this is a positive result, in that both genders have opportunities to gain the basic skills and knowledge, further research should be conducted to measure the gender equality rate for superior education where disparity may remain. Progress still needs to be made regarding labour force participation; **where 63% of men are either employed or actively searching for work, versus 52% of women.** Additionally, the adoption and implementation of targeted gender equity legislation focused on violence against women and a quota system for political participation needs to be improved. Finally, the most significant gap is observed regarding the outcomes of political participation where a major imbalance persists. Indeed, while women benefit from much higher global representation at the local authorities level, in 2012, **they represented only 24% of parliamentarians.** Moreover, both at the local and national levels of government, a very small minority of women hold positions of leadership such as Mayor, Deputy Minister or Minister. Nevertheless, “as a signatory to the SADC Protocol on Gender and Development, the Government has committed itself to achieving the target of 50% representation of women in decision-making positions by 2015” as stated in the National Gender Policy of 2010-2020. Effective efforts in this area will be necessary as “Women’s equal participation in decision-making is not only a demand for simple justice or democracy, but also ought to be seen as a necessary condition for women’s interests to be taken into account and for social and economic development,” as stated in Namibia’s 2nd Millennium Development Goals Report for 2008.

In Conclusion, while Namibia is doing well in terms of targeted objective outputs, gender equality is far from being achieved. The 2008 MDG report highlights that “Policies supporting gender equality and women’s empowerment are by no means lacking. The problem is rather how to implement these policies, and to change perceptions about women and their roles in society.” Policies require people, and a further look into the additional subjective indicators below reveals the persistence of negative cultural values, attitudes and practices in Namibia, which reinforce the subordinate role of women and hamper their full and equal participation in all spheres of life.

PERCEPTION OF GENDER EQUALITY (ADDITIONAL INDICATORS)

84% of married women in Namibia feel that they have a say in how their own cash earnings are spent, either individually or jointly with their husbands. This data from the Demographic and Health survey suggests that employment is a source of empowerment for Namibian women. Similarly, 78% of the population (men and women) felt that women have a role in

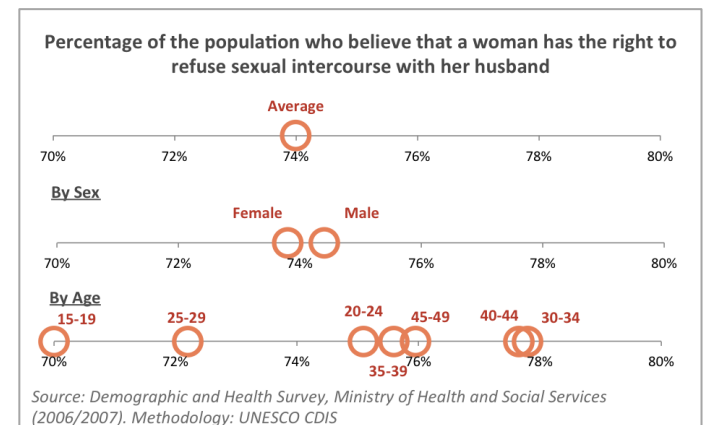
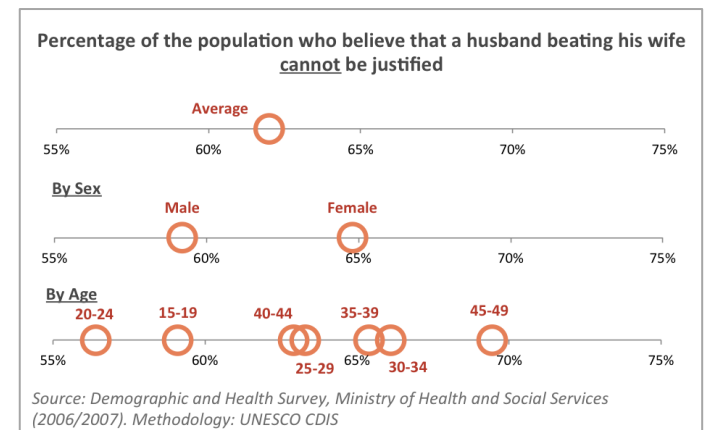


household decision-making regarding areas such as major household purchases, purchases of daily needs and visits to her family.

Room for improvement still remains. Perhaps the most surprising figure is that only 15% of men believe that it is acceptable for their wives to decide to visit their families on their own. Serious negative culturally based perceptions on gender equality and the role of women in the society persist in other key areas such as violence against women. Indeed, only 62% of the population believe that a husband is never justified in beating his wife; the other **38% of the population agrees that beating one's wife can be justified** for the following reasons: she burns the food, argues with him, goes out without telling him, neglects the children, or refuses to have sexual intercourse with him. An astoundingly low figure of 65% of women agree that being beaten can never be justified, while an even lower 60% of men agree with this statement. The most significant variation is across age groups, ranging from 56% of the population between the ages of 20-29 to 70% of the population ages 45-49 agreeing that domestic violence is never justified. This indicates that domestic violence is not only accepted by over one third of the population, but more widely accepted amongst the youth population.

In any context, violence against women is a key issue for gender equality, but in Namibia it is also a key topic linked to a national health priority: the spread of HIV/AIDS. In this sense, Demographic and Health Surveys in Namibia reveal that **only 74% of the population agreed that a woman has the right to refuse sexual intercourse**, and again the youth population showed the lowest numbers. Only 70% of the youth ages 15-19 responded that women have this right. These figures reveal that “the revision of certain cultural practices, especially those that disadvantage women and children, is essential in addressing the spread of HIV/AIDS and domestic violence,” as stated in the 2001 Policy on Arts and Culture, and prioritized in the National Development Plan 4 (2013-2017).

>> This cross-analysis of the subjective and objective indicators reveals that a gap still remains in Namibia between the implementation of forward-looking public actions in advancing gender equality and the population's attitudes and values in this area. Targeted cultural and educational measures are needed to instill ownership and understanding of how gender equality is beneficial for all. In this sense, the 2001 Policy on Arts and Culture stated that “while the valid things from the past must be preserved, there are practices in all of our cultures which must be changed, especially when these are in conflict with the rights enshrined in our Constitution or with internationally accepted ethics or the common good,” and recognized the significance of such cultural change in regards to ongoing gender issues.



RECOMMENDATIONS FOR IMPROVING CULTURAL STATISTICS

In order to better assess the relationship between culture and gender equality, national statistics on culture and gender need to be further developed and unified.

PERCEPTION OF GENDER EQUALITY

Although the core CDIS subjective indicator on gender equality could not be constructed due to a lack of necessary data, pertinent additional indicators were able to be proposed based on a survey conducted by the Ministry of Health and Social Services (MHSS). However, the Ministry of Gender Equality and Child Welfare (MGECW) does not seem to regularly exploit the information from MHSS or utilize it to monitor progress in priority areas. As gender, like culture, is a cross-cutting issue, it would be advantageous to unify national statistics on gender equality issues, integrating key subjective questions in national surveys and facilitating the exchange of information and opportunities for cooperation between public administrations and ministries.

COMMUNICATION

Communication is the exchange of thoughts, knowledge, messages or information. Culture and communication are strongly interlinked. Culture requires diverse forms of communication in order to flourish, create, be re-created and shared. At the same time, culture shapes a large part of the content and the forms of communication. Together, culture and communication have the potential to produce and disseminate a wealth of information, knowledge, ideas and contents, contributing to the expansion of individuals' options, thus creating enabling environments for inclusive people-centered development.

The Communication Dimension examines the extent to which a positive interaction between communication and culture is promoted by assessing the right to freedom of expression, the existing opportunities to access NICTs and the content they convey, and the supply of domestic productions within public broadcasting.

19 FREEDOM OF EXPRESSION: 68/100 (2012)

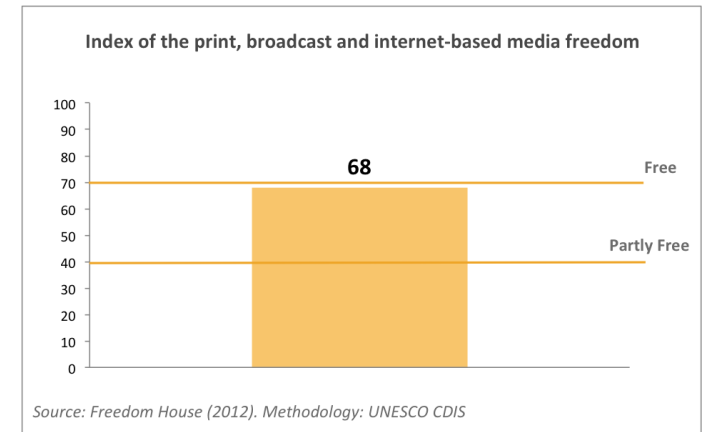
The Constitution of the Republic of Namibia, adopted in 1990, states that “all persons shall have the right to: freedom of speech and expression, which shall include freedom of the press and other media” (Article 21.1).

Namibia's score of 68/100 indicates that their print, broadcast, and internet-based media is currently 'partly free', falling just below the benchmark of 'free' media. This score illustrates the efforts made to support an enabling environment in Namibia for free media to operate and in which freedom of expression is respected and promoted. Such an environment is a condition for fostering the free flow of ideas, knowledge, information and content, for building knowledge societies, and enhancing creativity, innovation and cultural diversity.

However, room for improvement remains in the current legal environment of Namibia. Freedom of expression is curbed by the absence of legislation in regards to the access of public information and the Protection of Information Act of 1982. The Communications Act passed in 2009 was to improve the situation, but a number of clauses continue to fall short of international standards (African Media Barometer, 2011). Moreover, an additional subjective indicator reveals that, in 2008, 58% of Namibians agreed that they are free to say what they

Core Indicators	Description
FREEDOM OF EXPRESSION	▶▶ Index of print, broadcast, and internet-based media freedom
ACCESS AND INTERNET USE	▶▶ Percentage of individuals using the Internet
DIVERSITY OF FICTIONAL CONTENT ON PUBLIC TELEVISION	▶▶ Ratio of annual broadcasting time of domestic television fiction programmes out of total annual broadcasting time of television fiction programmes on public free-to-air national TV channels

FACTS & FIGURES



think. Therefore, as a whole, 32% of Namibians do not feel that they are free to fully exercise their freedom of expression, thus reinforcing the statement that improvements can still be made in order for individuals to be able to fully enjoy the freedom of expression.

Finally, while 62% of men agree that they are able to freely express themselves, only 53% of women feel that their freedom of expression is fully assured. Such results merit consideration when analyzing other dimensions, particularly regarding Gender Equality.

20 ACCESS AND INTERNET USE: 12% (2012)

In 2012, only 12% of the national population used the Internet in Namibia. When compared to the regional average for all of Sub-Saharan Africa (48 countries), 12.56%, Namibia’s results are slightly below this regional average and fall in the middle of the results of its direct neighbors.

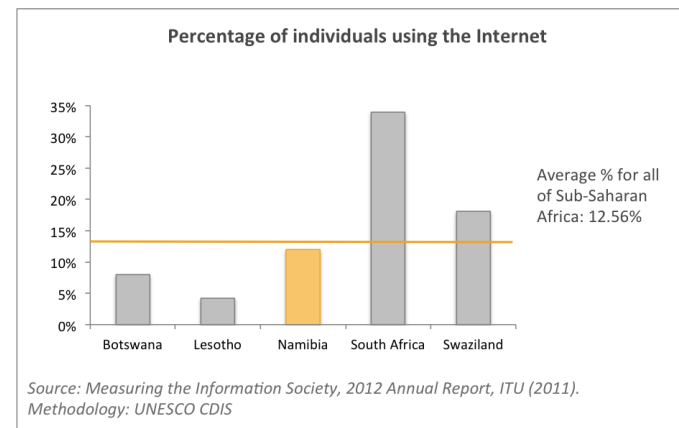
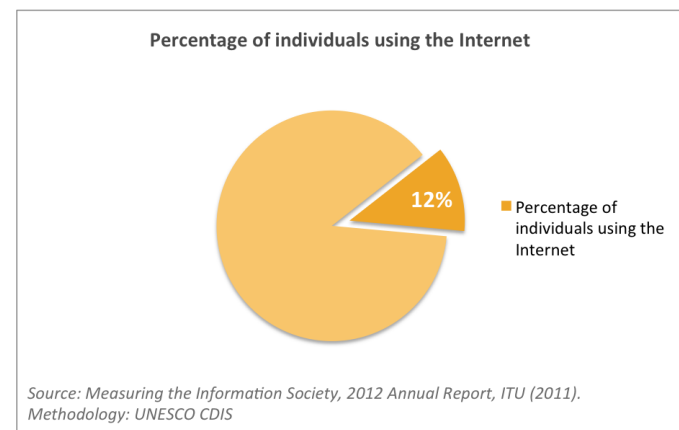
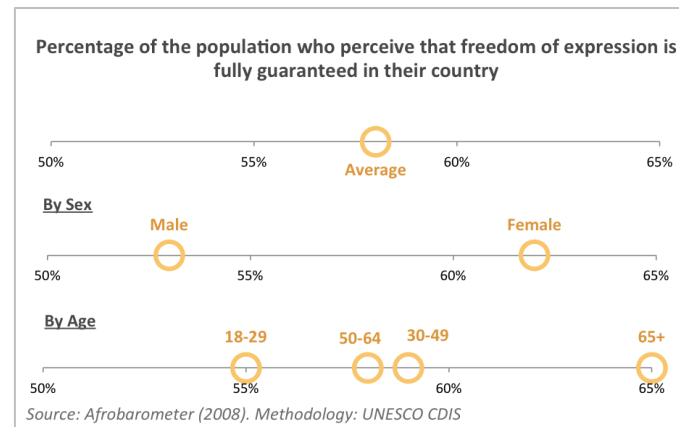
The 2001 Policy on Arts and Culture recalled that though “we may be concerned with our unique heritage, culture remains a dynamic phenomenon, and one which is more associated with social change. Arts and culture must therefore take new forms and use new media and technology, especially to attract and engage the young, so that we have a sense of our roots but are also engaged in contemporary expressions and ways of life.” Namibia’s National Development Plan 4 (2013-2017) also recognizes the importance of ICTs for economic growth.

Despite the recognition of the key role that access to digital technologies, in particular the Internet, plays in boosting the economy and encouraging new forms of access, creation, production, and the dissemination of ideas, information and cultural content, Namibia has a rather low result that may reflect the need to increase investments in the development of infrastructures, policies and measures that facilitate the use of new technologies. The country may also need to address issues such as pricing, bandwidth, skills, public facilities, content and applications targeting low-end users in order to bring more people online.

21 DIVERSITY OF FICTIONAL CONTENT ON PUBLIC TELEVISION: 12.15% (2013)

In Namibia, approximately 12.15% of the broadcasting time for television fiction programmes on public free-to-air television is dedicated to domestic fiction programmes.

The 2001 Policy on Arts and Culture recognized the Namibia Broadcasting Corporation’s (NBC) impact on citizens’ cultural and artistic life, and the role it plays in disseminating domestic arts and culture. Indeed, programming domestic production, and particularly fictions with a high

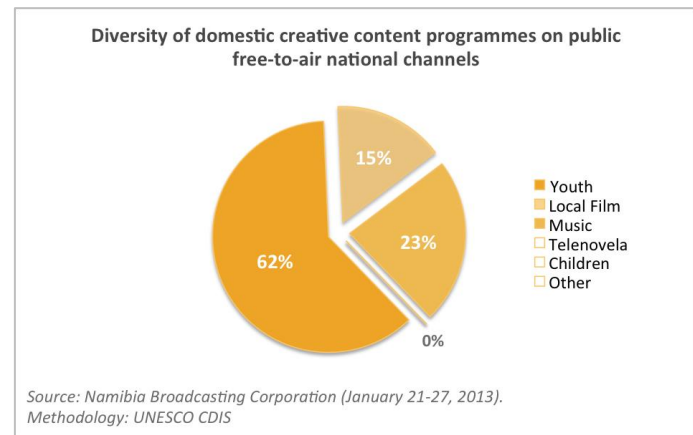
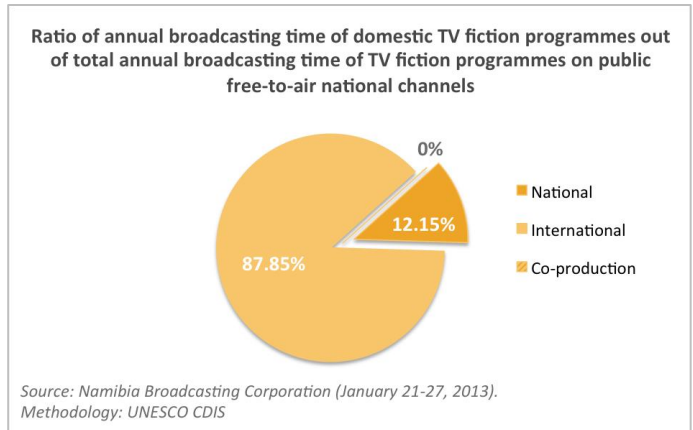


share of cultural content, may increase the population's level of information on national events and issues, while also helping to build or strengthen identities and promoting cultural diversity. Moreover, public broadcasting has major implications for the development of the domestic audio-visual industry, as well as for the flourishing of local cultural expressions and creative products.

However, the results indicate a rather low percentage of supply of domestic fiction production (including co-productions) within public broadcasting, indirectly reflecting low levels of public support of the dissemination of domestic content produced by local creators and cultural industries. In addition, it should be noted that the majority of domestic fiction programmes target a youth audience, while few adult content categories are supplied by domestic productions.

An additional indicator on the diversity of creative content in public television programming, including both fiction and music programmes on public free-to-air television, reveals that when including musical productions made for television, the ratio of domestic creative content increases to 15.23%.

These result merits being taken into account when analyzing other indicators concerning cultural production, such as those of the Economy dimension, which also suggest low levels of domestic production compared to the levels of cultural content consumed by the public.



HERITAGE

Heritage contributes to the continual revalorization of cultures and identities and it is an important vehicle for the transmission of expertise, skills and knowledge between generations. It also provides inspiration for contemporary creativity and promotes access to and enjoyment of cultural diversity. Moreover, cultural heritage holds great economic potential, for instance regarding the tourism sector. However, heritage is a fragile wealth that requires policies and development models that preserve and promote its diversity and uniqueness for sustainable development.

The Heritage dimension examines the establishment and implementation of a multidimensional framework for the protection, safeguarding and promotion of heritage sustainability.

Core Indicators	Description
HERITAGE SUSTAINABILITY	▶▶ Index of development of a multidimensional framework for heritage sustainability

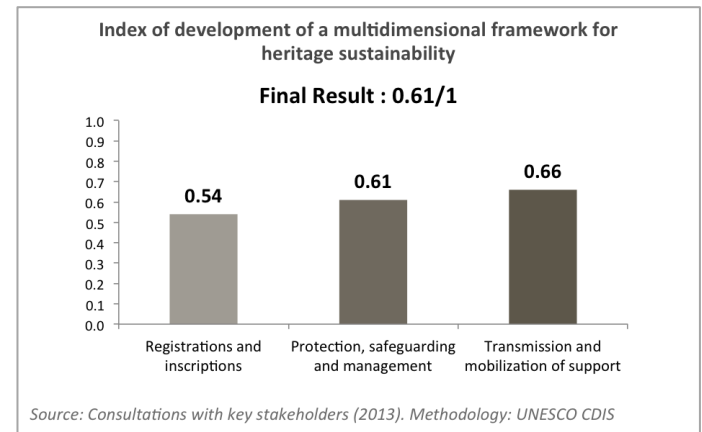
22 HERITAGE SUSTAINABILITY: 0.61/1 (2013)

Namibia’s result of **0.61/1** is an intermediate result regarding the establishment of a multidimensional framework for the protection, safeguarding and promotion of heritage sustainability. The degree of commitment and action taken by Namibian authorities is mixed and varies according to the component of the framework. While many public efforts are dedicated to raising-awareness and community involvement, persisting gaps regarding national and international level registrations and inscriptions, as well as mechanisms for stimulating support amongst the private sector, call for additional actions to improve the framework.

The National Heritage Council (NHC) is a statutory organization responsible for the protection of Namibia’s natural and cultural heritage, intended to reinforce the work of the Ministry of Youth, National Service, Sport and Culture in matters regarding heritage. The NHC was established under the National Heritage Act, No. 27 of 2004, replacing the former National Monuments Council. In addition to the work of the NHC, the National Museum of Namibia maintains extensive collections of objects related to Namibian natural history, cultures, history, and archaeology, as well as actively pursues research to improve the content and understanding of its collections.

Namibia scored **0.54/1** for registration and inscriptions, indicating that while efforts have resulted in sub-national and national registration and inscription of Namibian sites and

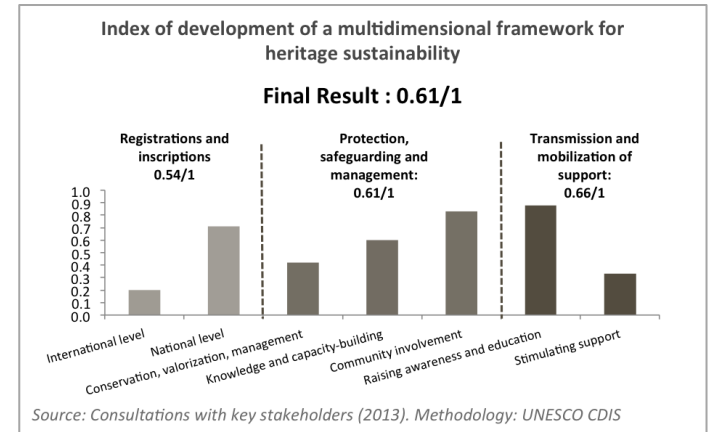
FACTS & FIGURES



elements of tangible and intangible heritage, increased focus should be placed on updating national registries. Namibia has 129 heritage sites on their national registry, 2 of which have already received the recognition of being World Heritage, Twyfelfontein (2007) and the Namib Sand Sea (2012). In addition, thirteen elements of intangible heritage have already been documented in nine of Namibia's regions. Such recent efforts suggest that Namibia's catalogues of natural and cultural heritage are in the process of improving, as demonstrated by the recent efforts to achieve recognition of a second world heritage site, as well as actions to raise awareness and involve communities in the documentation of intangible cultural heritage. However, no database of stolen cultural objects yet exists and increased efforts could be made to update national registries and eventually achieve a higher degree of international recognition of Namibian heritage.

Namibia scored **0.61/1 for the protection, safeguarding and management of heritage**, indicating that there are several well-defined policies and measures, as well as efforts to build capacity and involve communities. The NHC actively involves local communities in the process of identifying tangible and intangible heritage, and traditional authorities are consulted in order to respect customary practices when promoting intangible heritage. However, notable gaps in the framework can still be identified. **While the National Heritage Act of 2004 protects cultural and natural heritage, intangible heritage was only included following the recent review process in 2011.** Other exclusions include the existence of a specialized police unit for illicit trafficking of cultural objects and the publication of regularly updated management plans for major heritage sites. Concerning training and capacity building, while the training efforts against illicit trafficking are to be applauded as the country has yet to ratify the 1970 UNESCO Convention, gaps persist concerning concrete mechanisms to combat against illicit trafficking and building communities' capacities in the safeguarding of intangible heritage.

Namibia scored **0.66/1 for the transmission and mobilization of support**, which reflects the recent efforts taken to raise awareness of heritage's value and its threats amongst the population and youth, as well as efforts to involve the civil society and the private sector. In addition to signage at heritage sites and differential pricing, awareness-raising measures include the Know Namibia programme in schools and Heritage Week, which is promoted nationally through public broadcasting as well as festivals. The NHC has also launched a website in April of 2012 to facilitate public awareness, with the support of the Millennium Development Goal Achievement Fund. **While many means are used to educate the public, limited efforts are put into place to gain the support of the civil society and private sector.** Additional efforts to form private foundations to assist in the protection of heritage and explicit agreements with tour operators are two means to be further explored.



IMPLEMENTATION

Implementation of the CDIS project in Namibia began in November 2011 and ended in February 2013.

The UNESCO Cluster Office in Windhoek acted as the National Leading Partner, led by Mr. Damir Djakovic - Culture Programme Specialist, and the efforts of Ms. Helvi Elago and Ms. Nampa Asino - Culture Programme Assistants. UNESCO Windhoek coordinated and supervised the implementation process at the national level, notably by offering institutional and logistical support and driving the active involvement of relevant national stakeholders.

Thanks to the efforts of Mrs. Guiomar Alonso Cano - Responsible for Culture Sector (UNESCO Dakar), Mrs. Melika Caucino Medici - Culture Programme Specialist (UNESCO Paris), Mrs. Molly Steinlage and Ms. Keiko Nowacka - Consultants for UNESCO CDIS; the UNESCO CDIS Team played an important role in backstopping the implementation process in Namibia. The CDIS Team implemented exchanges between country teams, offered technical assistance during the construction of indicators, validated final results, and assisted in the production of communication materials to be used at the national level.

To foster capacity building in cultural statistics at the national level, a small team from the University of Namibia Department of Statistics (UNAM) was selected as the local contractor to complete data collection and the construction of the indicators. The team was familiar with statistical methodologies, national resources and development; but had not worked in the field of cultural statistics or researched the empirical interactions between culture and development. CDIS presented an opportunity for the team to cultivate these abilities.

After an initial preparatory phase during which the Namibia Country Team became familiar with the Preliminary CDIS Methodology Manual and identified data sources, the implementation process was officially launched in Namibia at the CDIS Presentation Workshop, which took place on 2 December 2011. The workshop brought together key stakeholders to discuss the project's potential in the Namibian context, identify data sources and establish working partnerships for data collection.

Relying on the identification of sources and informal cooperation agreements reached at the CDIS Presentation Workshop, data collection and the construction of indicators was part of a participative process involving many key national stakeholders. Implementation was made possible thanks to the cooperation and sharing of data sources by the following actors: Namibia Statistics Agency (NSA); Ministry of Labour; National Institute for Educational Development (NIED); Ministry of Education, College of the Arts (Cota); University of Namibia (UNAM); Namibia Training Authority; Ministry of Youth, National Service, Sports and Culture (MYNSSC); National Library; Namibia Film Commission (NFC); the Namibia Society of Composers and Authors of Music (NASCAM); Office of the Prime Minister; National Heritage Council (NHC); Ministry of Information and Communications Technology (MICT); Communications Regulatory Authority (CRAN); National Theatre of Namibia (NTN); Namibian Broadcasting Corporation (NBC); National Museum (NMN); and Ministry of Health and Social Services.

Implementation came to a close on 14 February 2013 when Namibia's results for the CDIS Indicators were presented at a Final Workshop. Of the 22 core indicators, 16 could be constructed using available national, regional and international sources. In addition, 1 alternative indicator was constructed for the Social Participation Dimension, and additional indicators were constructed for the Social Participation and Gender Dimensions.

The Final Workshop was the occasion to present Namibia's CDIS results and engage participants in their analysis and interpretation, as well as to discuss ways of utilizing the results to improve cultural policies and culture's integration in national development strategies. The workshop was attended by nearly 30 representatives of key stakeholder institutions, including: MYNSSC; NSA; UNESCO; UNAM; NTN; NASCAM; CRAN; Cota; NHC; NMN; the Spanish Agency for International Development Cooperation (AECID); the European Delegation; the National Art Gallery; Fesmedia; the Embassy of Finland; the Namibian National Commission for UNESCO; and the City of Windhoek. Participants expressed a great interest in the innovative methods of the CDIS and the unprecedented cultural statistics that resulted from the

exercise, and they recognized the potential of the CDIS as a tool to inform inter-institutional dialogue and advocate for the inclusion of culture in development strategies.

ADDED VALUE OF THE CDIS IN NAMIBIA

The CDIS implementation in Namibia has had a concrete and tangible impact. At the national level, the new facts and figures generated, as well as their analysis and contextualization, are helping to build capacity, facilitate inter-institutional dialogue, strengthen national statistics and monitoring systems, inform policies for development, and bring culture in from the margins of national development strategies.

Thanks to a highly participative implementation process that continuously engaged key stakeholders and relied on a local country team to fulfill implementation, CDIS in Namibia has **contributed to reinforcing capacities for data collection and analysis and their effective use in the formulation and implementation of informed cultural policies and development strategies.** CDIS was an opportunity for country team members to familiarize themselves with cultural statistics and cultivate their awareness of secondary sources and abilities to collect data, construct indicators and analyze them. In addition, the Final Workshop and the distribution of data at the national level permitted sensitizing key national stakeholders on how such indicators could be mobilized in their every-day work to advocate for their priorities and monitor objectives, building capacity in regards to the use of cultural data for policy and development purposes. For example, bilateral meetings conducted between UNESCO Windhoek and representatives of the Ministry of Youth, National Service, Sports and Culture stimulated dialogues on the possible use of indicators on the cultural economy to make the importance of culture clear when establishing national development priorities with other institutions that are unfamiliar with the culture sector.

Participative implementation has also **assisted in revealing opportunities for collaboration on culture and development amongst Namibian stakeholders.** For example, data collection and the construction of the Gender Dimension CDIS indicators revealed opportunities for the Ministry of Youth, National Service, Sports and Culture (MYNSSC); the Ministry of Health and Social Services (MHSS); and the Ministry of Gender Equality and Child Welfare (MGEWC) to collaborate in data collection and sharing, as well as in the formulation of more targeted and culturally appropriate education programmes for gender equality. Similarly, the construction of the Education Dimension indicators has revealed opportunities for the MYNSSC, the Ministry of Education, and the National Institute for Education Development (NIED) to work together to create education curricula that promote comprehensive linguistic diversity at the national level and consistent life-long education opportunities in the arts and culture.

The **process of data collection and the construction of the CDIS indicators unveiled gaps in national statistics and monitoring systems, pointing the way to improving and strengthening them.** Several core indicators of the CDIS were unable to be constructed due to challenges in data sharing or a lack of appropriate national sources. This was the case for Contribution of Cultural Activities to GDP, Participation in Going-Out and Identity-Building Cultural Activities, Tolerance of Other Cultures, Freedom of Self-Determination and Perception of Gender Equality. Furthermore, some indicators' reliability and accuracy could be improved if better statistical systems were created, as in the case of Cultural Employment and Household Expenditures on Culture. Implementation has also highlighted the missed opportunities of including cultural indicators in monitoring mechanisms for cultural policies and development plans.

The **CDIS indicators and their analysis are contributing to more informed cultural and development policies in Namibia.** Facts and figures that have been highlighted have underlined national objectives that remain to be fulfilled such as the case of issues of tolerance and trust of other cultures in the Social Participation Dimension;

the interdependence between different national priorities such as between cultural economy, employment and education; as well as ways to better target initiatives to meet national objectives such as the case of the revealed unequal access to cultural infrastructures impeding democratic access of all Namibians to cultural life. The new data generated is permitting a better understanding of the many issues at hand and contributing to elaborating more effective ways to meet culture and development goals.

In this sense, **one of the most significant successes of the CDIS in Namibia has been bringing culture in from the margins of national development strategies.** Although Namibian authorities have recognized culture's role in development in such key documents as the 2001 Policy on Arts and Culture and the National Development Plan 3 (2007-2012), the inability to empirically demonstrate this connection has resulted in the omission of culture from the National Development Plan 4 (2013-2017). The new wealth of data that has resulted from implementing the CDIS, **made it possible to convincingly advocate for culture and development and bring it back in Namibia's United Nations Partnership Framework (UNPAF) for 2014-2018.** Stakeholders hope to continue this trend by successfully advocating for the immediate integration of culture in the policies to implement NDP 4 today, and to formally include culture in the country's next development plans.

In addition to the national impact that implementation has had, **Namibia's CDIS indicators are contributing to the outcomes of the CDIS at the international level.** The unprecedented data constructed by the CDIS Namibia Country Team has been consolidated with the indicators generated in the other test countries, making up the **first international database on culture for development.** This **data and its analysis is reinforcing advocacy and the promotion of the culture for development agenda** using facts and figures, as well as **facilitating a comparable understanding of culture's impact** on development.