



United Nations  
Educational, Scientific and  
Cultural Organization

UNESCO  
INSTITUTE  
for  
STATISTICS



United Nations  
Educational, Scientific and  
Cultural Organization



Education  
2030

# UIS recent outputs from education surveys

**Olivier Labé**

UNESCO Institute for Statistics

**UIS Regional Workshop on Education Statistics  
for East and South African Countries**

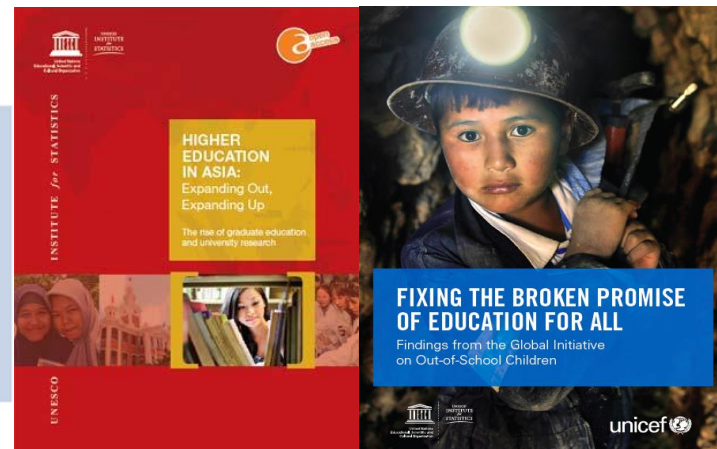
Windhoek (Namibia), 19 July 2016

# UIS outputs

## UIS Publications

- Thematic reports
- Information notes
- Technical papers

ISCED 2011 Operational Manual  
GUIDELINES FOR CLASSIFYING  
NATIONAL EDUCATION PROGRAMMES  
AND RELATED QUALIFICATIONS



## Online database:

More than 1,000 types of raw data and indicators on education, literacy, educational attainment: for more than 200 countries

## Other important international publications



# Your data submitted to the UIS have been used in important international reports

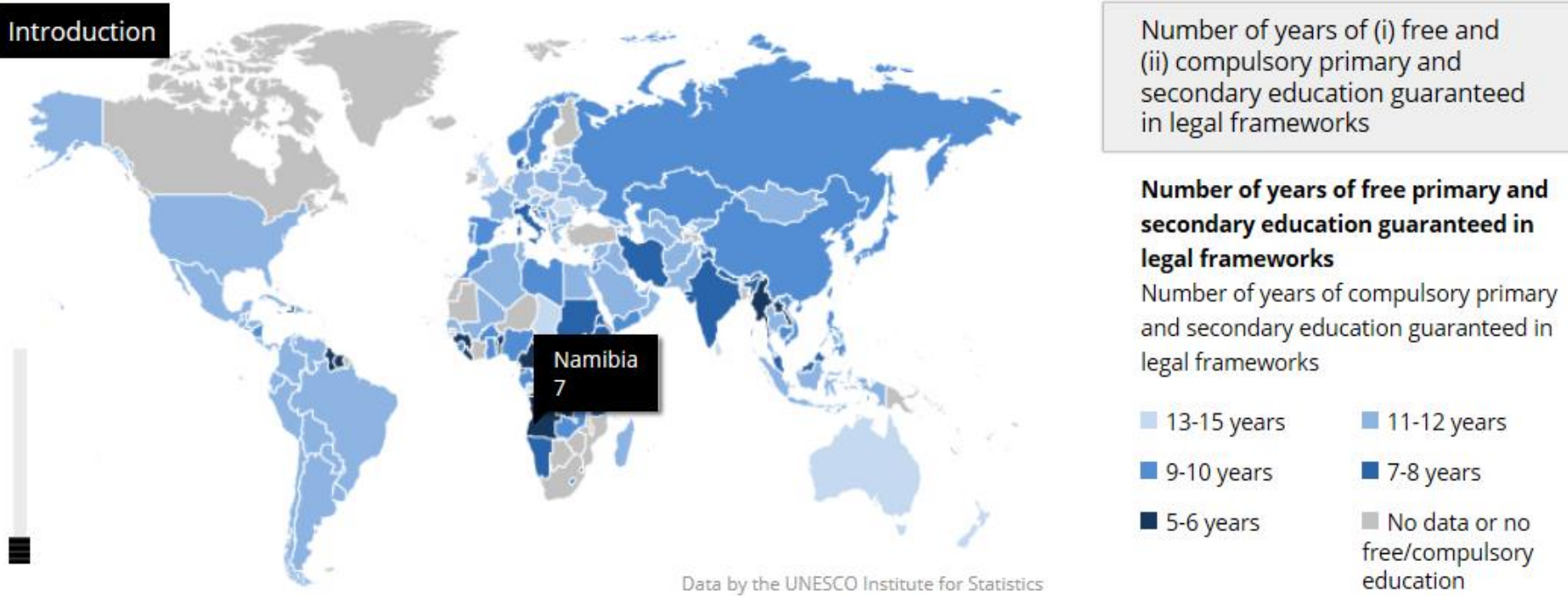


- ❑ Gross enrolment ratio for tertiary education
- ❑ Gender parity index for tertiary education
- ❑ Mean years of schooling
- ❑ % of tertiary graduates from science and technology fields



Human Development  
Report **2015**





## UIS launches eAtlas for Education 2030

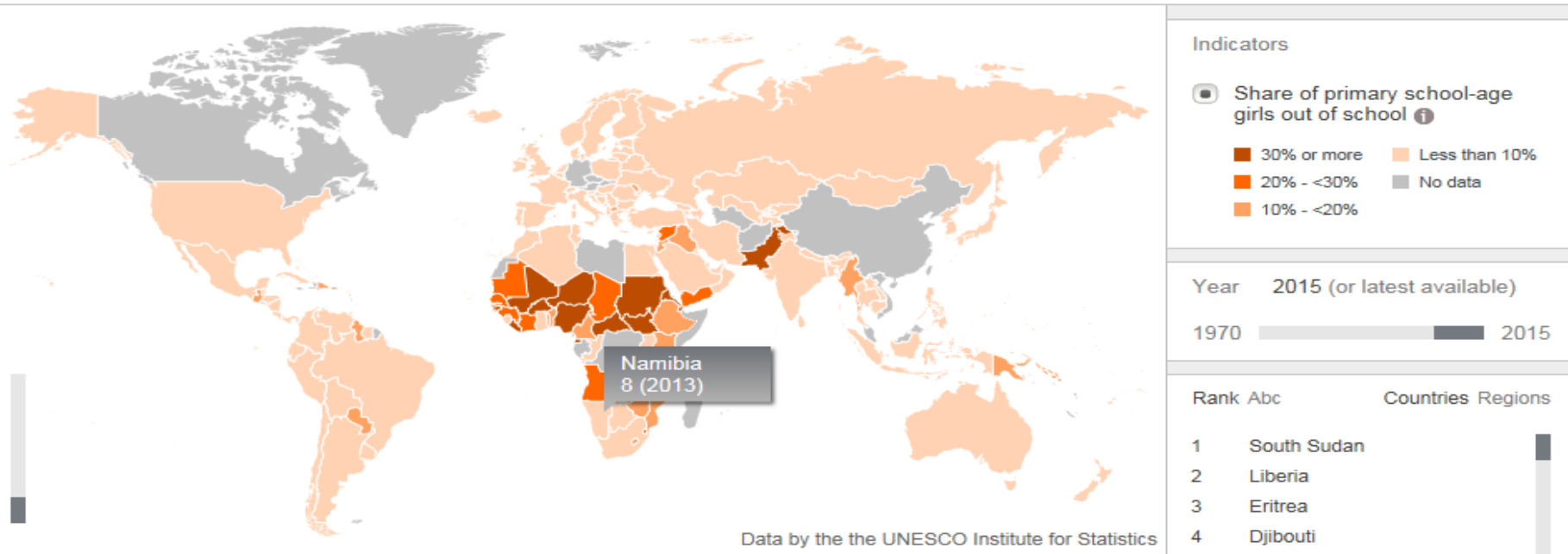
- Brings together all available data to monitor the Sustainable Development Goal on education (SDG 4);
- Presents the global and thematic indicators for each SDG 4 target as well as 'placeholders' for indicators not yet available;
- Contains a series of interactive maps.



## 263 million children and youth are out of school

- 61 million children of primary school age
- 60 million of lower secondary school age
- and **the first ever estimate** of those of upper secondary school age, 142 million.





## The eAtlas of Gender Inequality in Education


- Presents a wide range of sex-disaggregated data produced by the UIS for all levels of education
- Lets readers explore the educational pathways of girls and boys in more than 200 countries and territories
- Its maps and ranking tables can be easily embedded on websites and blogs, and can also be used to evaluate the extent to which educational disparities between the sexes are changing over time.

# Thank you !

---

<http://www.uis.unesco.org/Pages/default.aspx>

**Olivier Labé:**  
[o.labe@unesco.org](mailto:o.labe@unesco.org)



United Nations  
Educational, Scientific and  
Cultural Organization

UNESCO  
INSTITUTE  
*for*  
STATISTICS