

UIS Education Surveys: An update

UIS Education Workshop for Anglophone Africa
Windhoek (Namibia), 19th July 2016

Olivier Labé

Omneya Fahmy

UNESCO Institute for Statistics

Outline

- The UIS international education data production at the dawn of Education 2030
- UIS international education surveys
 - Response rates
 - Key data gaps and issues

The role of UIS in monitoring SDGs

UIS ...will continue to produce international monitoring indicators based on its annual education survey and on other data sources that guarantee international comparability...in addition to collecting data, the UIS will work with partners to develop new indicators, statistical approaches and monitoring tools to better assess progress across the targets...

Source: Education 2030 Framework for Action

What does Education 2030 and the SDGs imply for indicators and data sources?

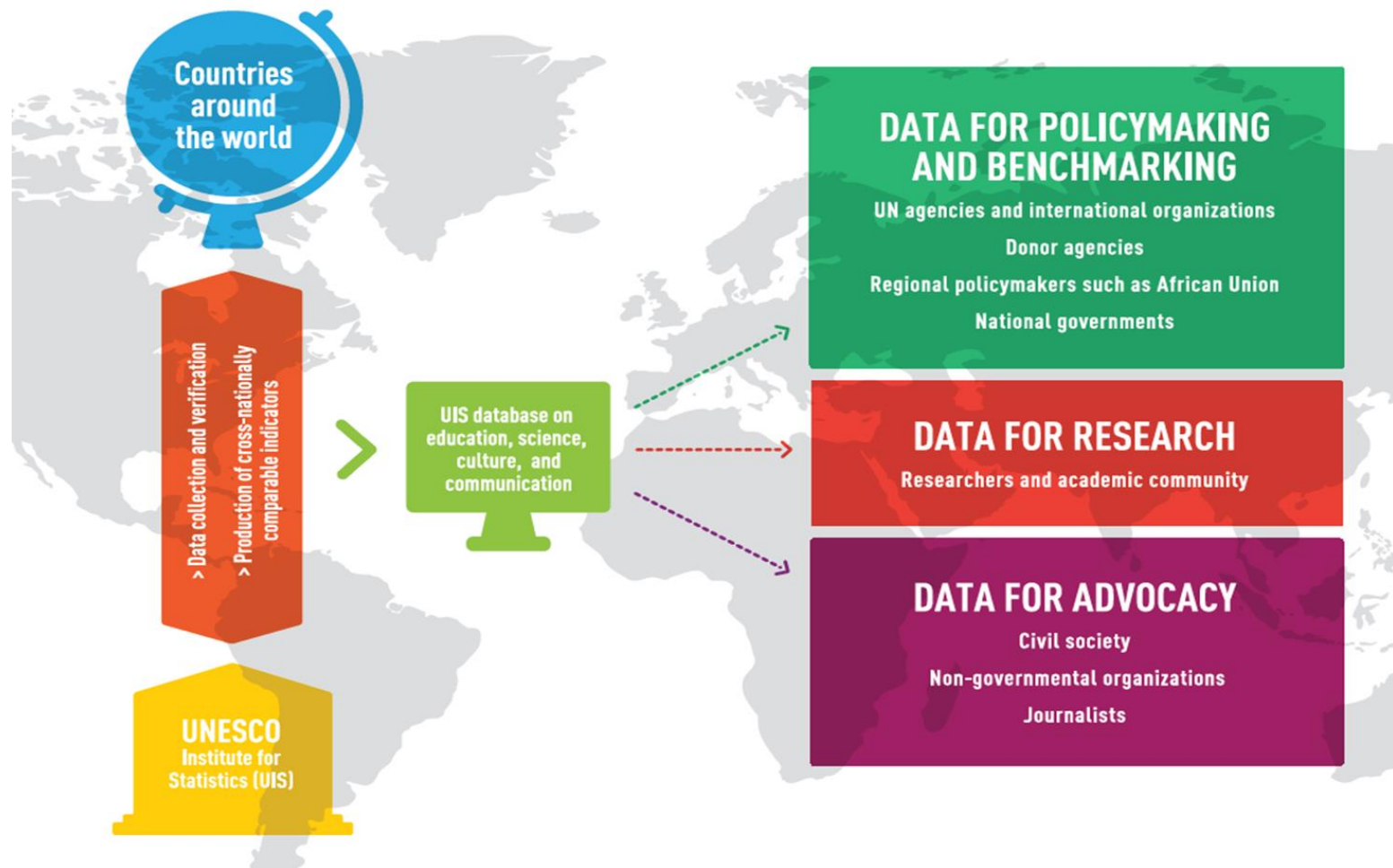
■ Global (SDGs)

- 4 of 11 indicators could be based on household surveys

■ Thematic (Education 2030)

- 18 of 43 indicators could be based on household surveys, including 4 global indicators

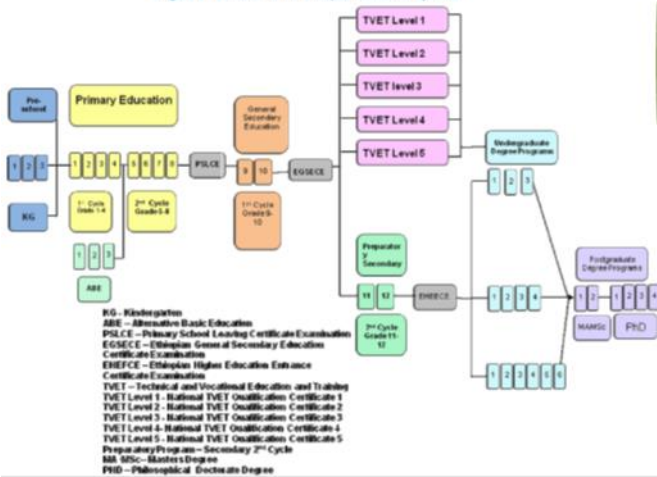
International education data... what for?



Transforming national data into international data

ISCED 2011

Figure 2.1 Structure of the Ethiopian Education System



Eritrea ISCED 2011 Mapping																	
School Year reference: 2014																	
	A	B	C	D	E	F	G	H	I	J	K	L	M	N	O	P	Q
ID	Name of the education programme (National language)	Name of the education programme (English)	Minimum entrance requirements (National language)	Minimum entrance requirements (English)	Main diplomas, qualifications or certificates awarded at end of programme (National language)	Main diplomas, qualifications or certificates awarded at end of programme (English)	Theoretical entrance age	Theoretical duration (in years)	ISCED 2011 level	ISCED 2011 Type (ECED/Pre-primary or Orsonation (G/V/U))	ISCED 2011 Completion (# P/N) & Position in national degree structure	ISCED 2011 Access (Y/N)	Notes	ISCED 2011 Programme code (ISCED-P: 3 digit)	ISCED 2011 Attainment code (ISCED-A: 3 digit)		
1	Pre-primary education	Pre-primary education	Age 5	Age 5	Preprimary certificate	Preprimary certificate	5	2	Early childhood education	0	Pre-primary	-	Part of Basic education	020	020		
2	Elementary education	Elementary education	Age 7	Age 7	Primary certificate	Primary certificate	7	5	Primary education	1	-	-	Pre-primary certificate not required but desirable	100	100		
3	Middle education	Middle education	Completion of grade 5	Completion of grade 5	Grade 8 National examination certificate	Grade 8 National examination certificate	12	3	Lower secondary education	2	General	Full completion	Yes, to ISCED 3	244	244		
4	Secondary education	Secondary education	Grade 8 National examination certificate	Grade 8 National examination certificate	Eritrean secondary education certificate exam (ESECE)	Eritrean secondary education certificate exam (ESECE)	15	4	Upper secondary education	3	General	Full completion	Yes, to ISCED 4 and 5, 6, 7 grade 12	344	344		
5	TVET programme	TVET programme	Completion of grade 10	Completion of grade 10	Technical school certificate	Technical school certificate	17	2	Upper secondary education	3	Vocational	Full completion	Yes, to ISCED 4 and 5, 6, 7 (tertiary)	354	354		
6	Postsecondary TVET programme	Postsecondary TVET programme	Eritrean secondary education certificate exam (ESECE)	Eritrean secondary education certificate exam (ESECE)	TVET certificate	TVET certificate	19	1	Post-secondary non-tertiary education	4	Vocational	Full completion	No	Offered by the National vocational training center (NVTC), established in 2008	453	453	

How does UIS ensure international comparability of education statistics?

- Adopting ISCED (ISCED 2011)
- Using United National Population Division (UNPD) population estimates
- Using World Bank and IMF economic data

UIS international education surveys

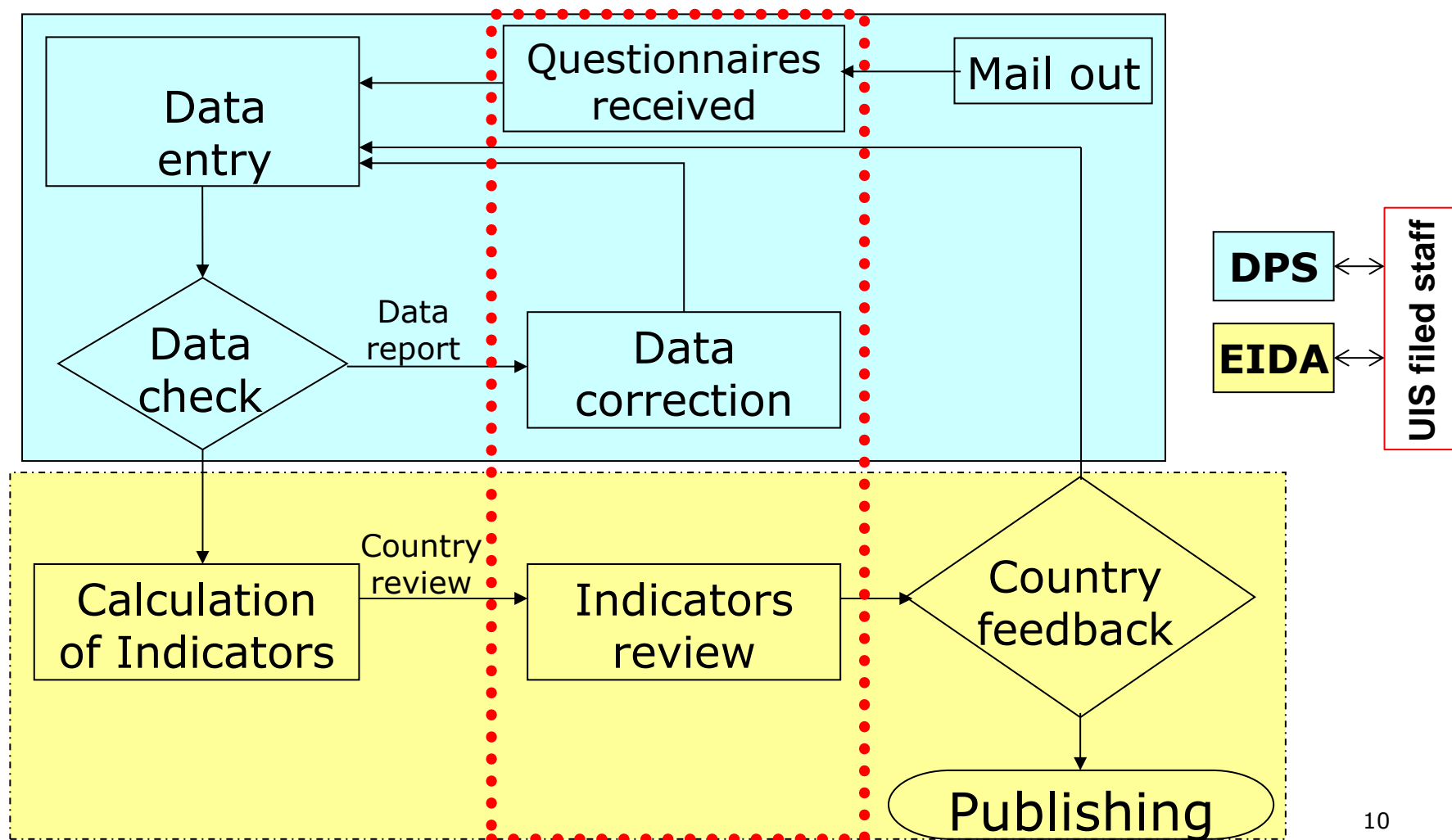
- UIS/OECD/EUROSTAT – WEI (UOE-WEI) survey
 - 64 high and middle income countries
 - Data processing split between organizations
- UIS Education survey
 - 144 countries (most from developing world)
 - Data processed by UIS

UIS Education Survey of Formal Education (2016)


6 questionnaires – part of annual survey:

- Questionnaire A (UIS/ED/A): Students and Teachers (ISCED 0 – 4)
- Questionnaire B (UIS/ED/B): Educational Expenditure (ISCED 0-8)
- Questionnaire C (UIS/ED/C): Students and Teachers (ISCED 5 – 8)
- Regional Module for Africa (UIS/ED/AF)
- **New!** Questionnaire T (UIS/ED/T): Supplementary Questionnaire on Teachers
- Questionnaire on national education system (UIS/ED/ISC11)

Data processing and validation at UIS



UIS Data Centre



UNESCO
INSTITUTE
for
STATISTICS

United Nations
Educational, Scientific and
Cultural Organization

datacentre

MAP R-R* RSS FRANCAIS

Follow Subscribe to UIS E-mail Alerts

Data Centre SEARCH

[Home](#) > [Data Centre](#)

DATA CENTRE

Welcome to the UIS Data Centre, which provides access to our new data base, UIS.Stat, where you can build your own tables, graphs and maps. The data base contains all the latest available data and indicators, for education, literacy, science, technology and innovation, as well as culture. It also contains updated country and regional profiles, global rankings and other interactive tools.

VIEW PROFILES	BROWSE BY THEME	CREATE A DATASET
<ul style="list-style-type: none">Regional and country profilesCanadaGlobal rankingsData visualisations	<ul style="list-style-type: none">EducationScience, technology and innovationCultureCommunication and information	<ul style="list-style-type: none">Go directly to UIS.StatQuick start guideData release calendar

UIS.Stat

Data by theme Popular queries

Find in Themes » Reset

All Themes ▾

- + EDUCATION
- + SCIENCE, TECHNOLOGY AND INNOVATION
- + CULTURE
- + COMMUNICATION AND INFORMATION
- + DEMOGRAPHIC AND SOCIO-ECONOMIC

Welcome to UIS.Stat

Welcome to UIS.Stat

Welcome to our new data base, UIS.Stat, where you can build your own tables, graphs and maps.

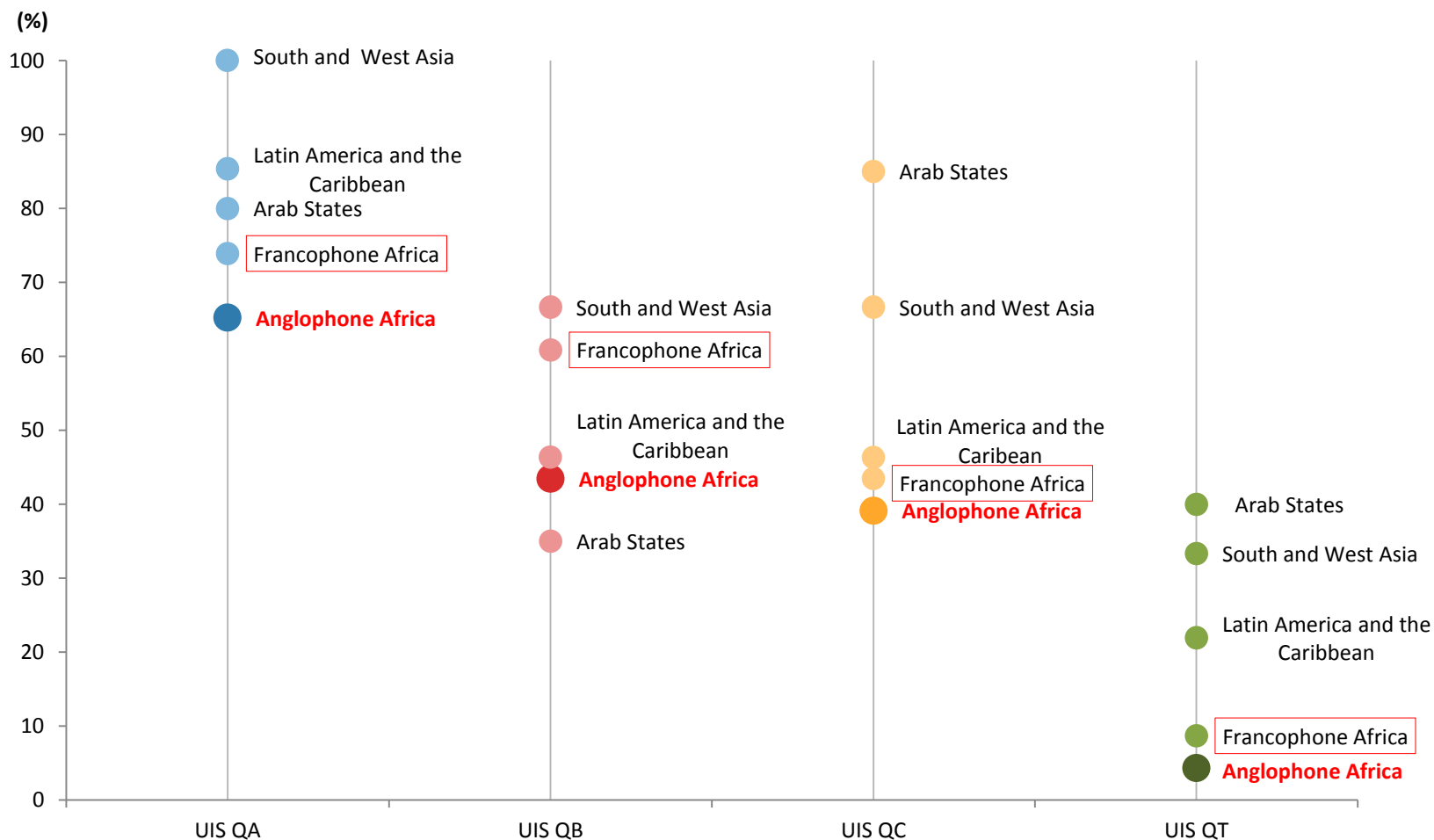
UIS.Stat contains all the latest available data and indicators, for education, literacy, science, technology and innovation, culture, communication and information.

Tips to use UIS.Stat

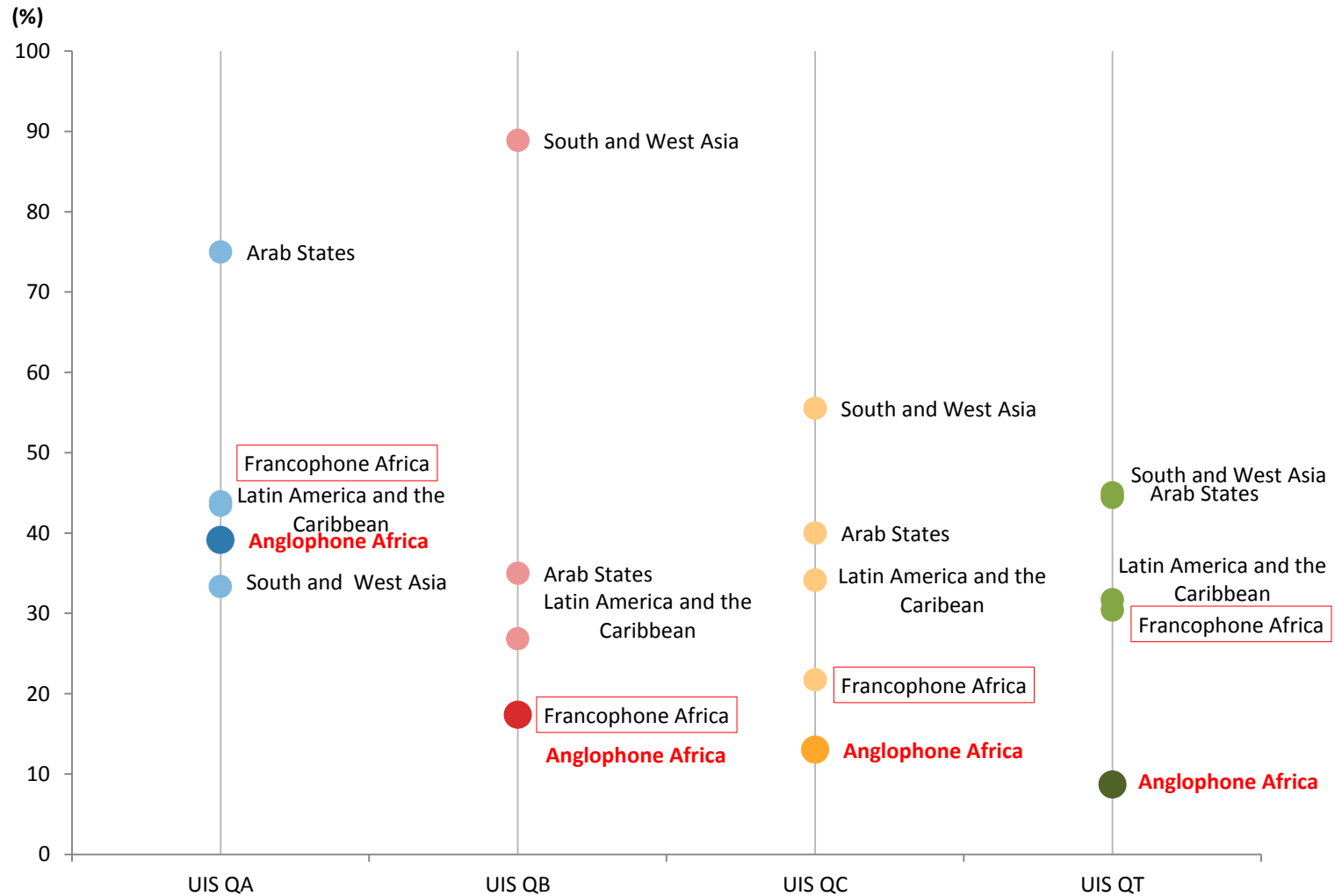
1. Click on "Data by theme"
2. Select a theme
3. Select a data table
4. Click "Customise" to select indicator, country and year(s)

Still need help? Consult the [user guide](#).

Response rate by region, Survey 2015

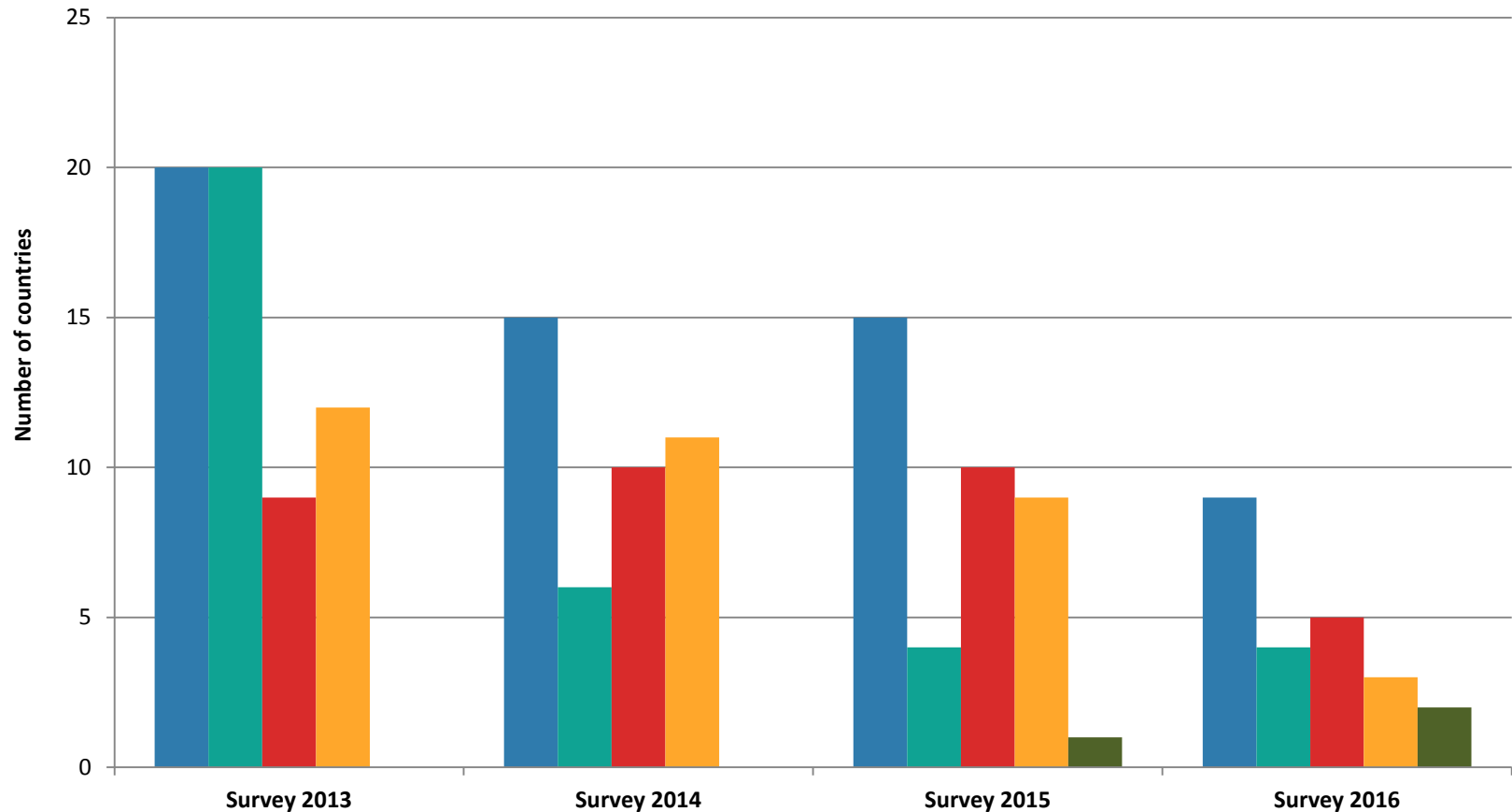


Response rate by region, Survey 2016



Response rate for Anglophone African region, Survey 2013 to 2016

■ UIS QA ■ Regional module for Africa ■ UIS QB ■ UIS QC ■ UIS QT



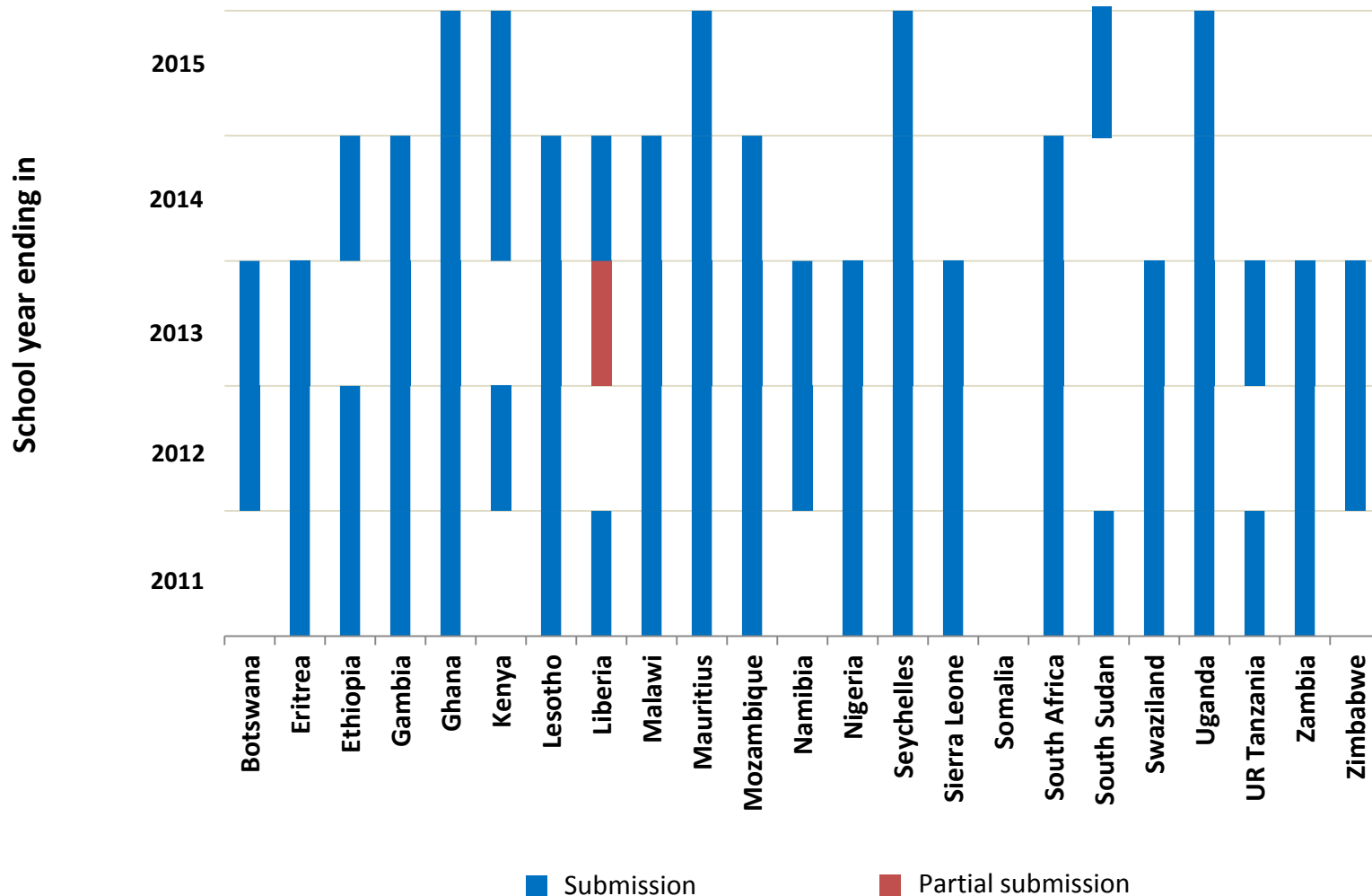
The importance of timely data

- To meet the international demand for data and their respective deadlines
- To influence policy changes within the country
- Country level statistics may not be shown if deadlines are missed
- UIS' own outputs rely on the availability of reliable timely data
- Last but not least, timely data allows for feedback which ensures that the data are of the best possible **quality**

Timeline of UIS education data release



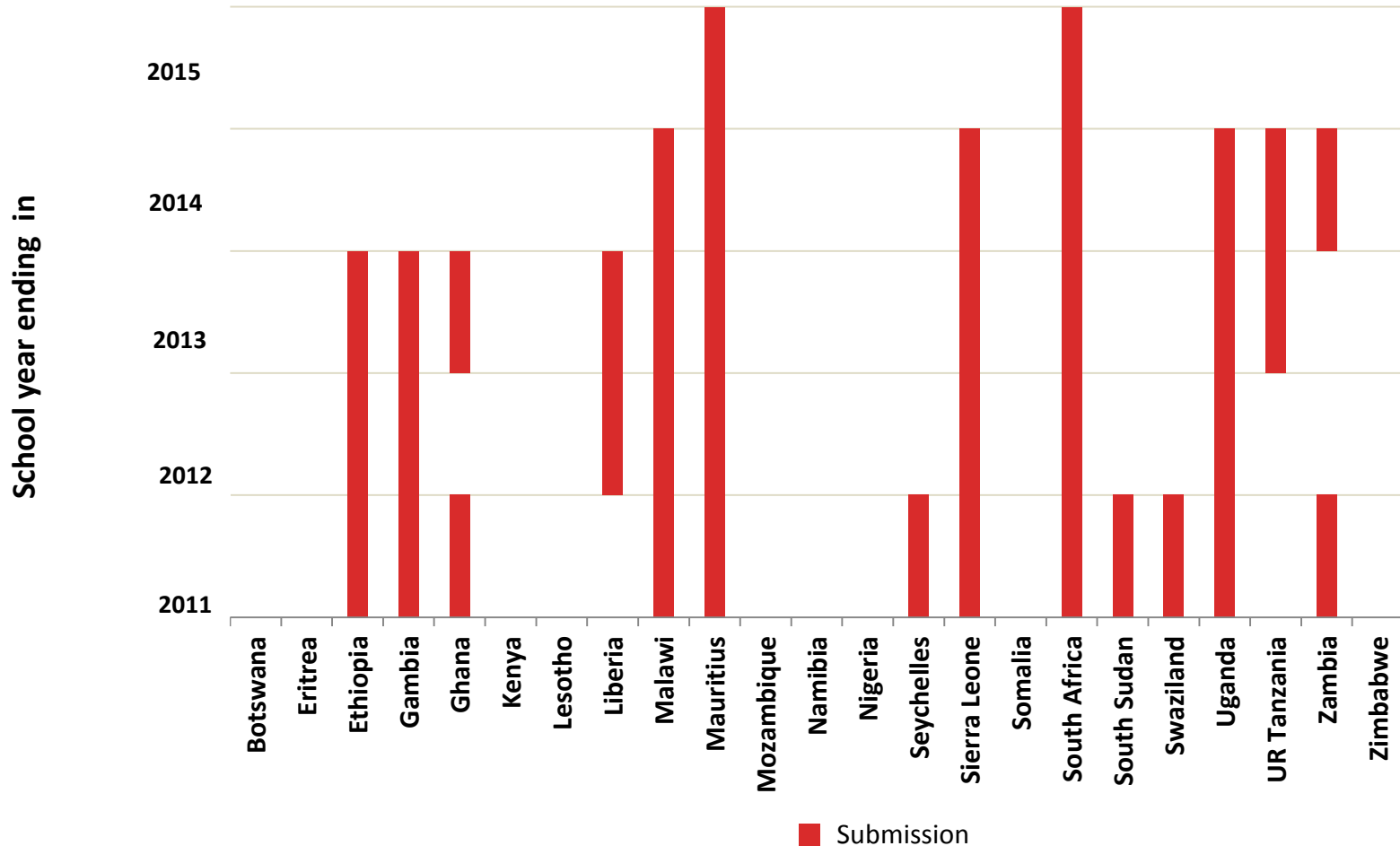
Timeliness and regularity for UIS Questionnaire A



Key data gaps and issues

- Pre-primary education; missing or aggregated with Early Childhood Education Development (ECED)
- Technical and Vocational Education and Training (TVET); missing or aggregated with general programmes
- Post secondary non-tertiary education; missing
- Teaching staff disaggregated by ISCED level
- Data by age on all levels of education

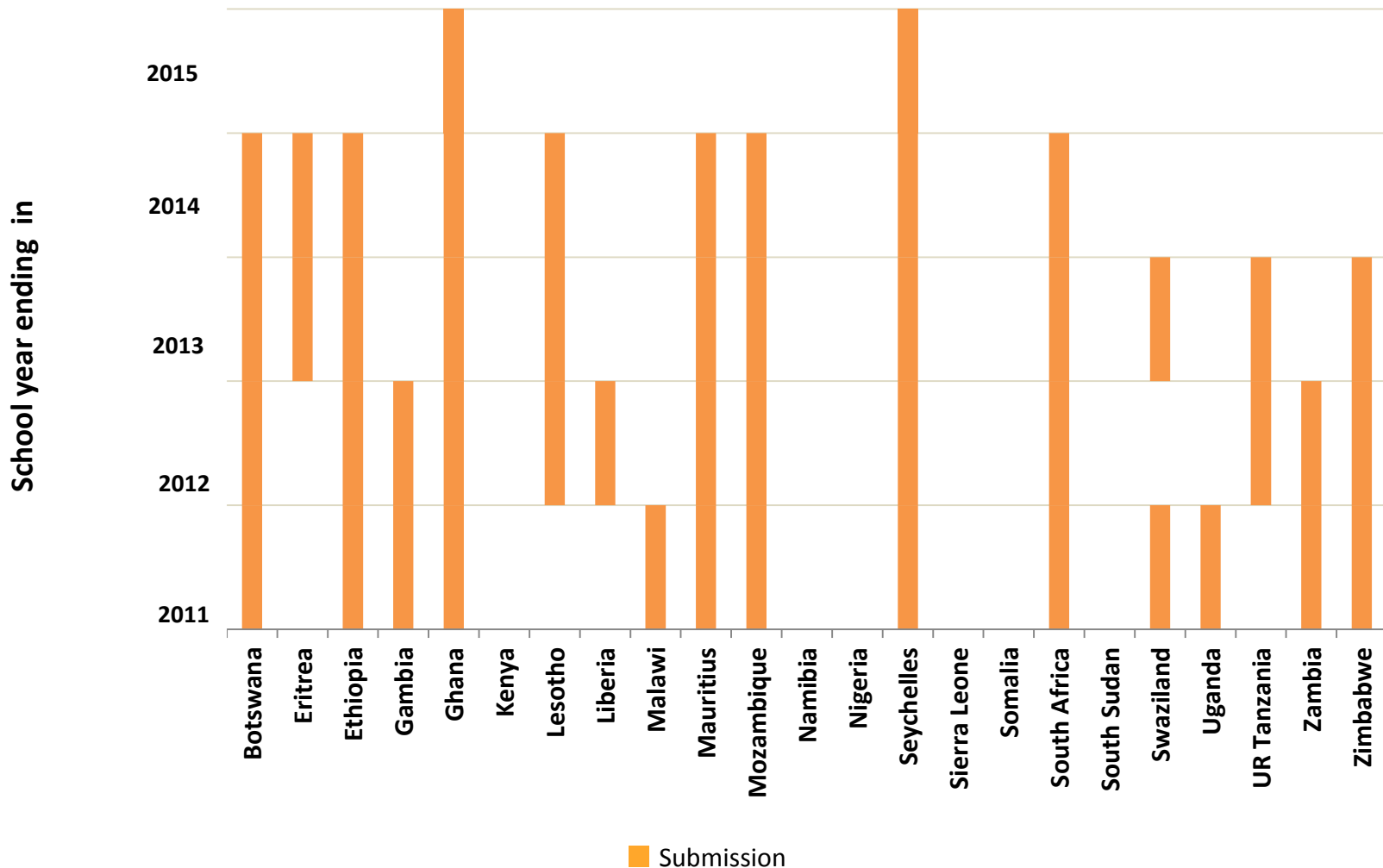
Timeliness and regularity for UIS Questionnaire B



Key data gaps and issues

- Expenditure allocated by ISCED levels.
- Expenditure by nature of spending.

Timeliness and regularity for UIS Questionnaire C



Key data gaps and issues

- Enrolment by fields of study
- Graduates by field of study
- Data by age