

## **Guyana: Poverty Reduction Strategy Paper Progress Report 2005**

Poverty Reduction Strategy Papers (PRSPs) are prepared by member countries in broad consultation with stakeholders and development partners, including the staffs of the World Bank and the IMF. Updated every three years with annual progress reports, they describe the country's macroeconomic, structural, and social policies in support of growth and poverty reduction, as well as associated external financing needs and major sources of financing. This country document for Guyana is being made available on the IMF website by agreement with the member country as a service to users of the IMF website.

**To assist the IMF in evaluating the publication policy, reader comments are invited and may be sent by e-mail to [publicationpolicy@imf.org](mailto:publicationpolicy@imf.org).**

Copies of this report are available to the public from

International Monetary Fund • Publication Services  
700 19<sup>th</sup> Street, N.W. • Washington, D.C. 20431  
Telephone: (202) 623-7430 • Telefax: (202) 623-7201  
E-mail: [publications@imf.org](mailto:publications@imf.org) • Internet: <http://www.imf.org>

Price: \$18.00 a copy

**International Monetary Fund  
Washington, D.C.**





# Guyana Poverty Reduction Strategy



Progress Report  
**2005**

## ACRONYMS

ACP	African, Caribbean and Pacific States
AIDS	Acquired Immune Deficiency Syndrome
AML/CFT	Anti Money Laundering/Combating the Financing of Terrorism
API	Annual Production Incentive
ARV	Antiretroviral Therapy
BCCP	Basic Competency Certificate Programme
BEAMS	Basic Education Access & Management Support
BCGI	Bauxite Company of Guyana Inc.
BNTF	Basic Needs Trust Fund
BoG	Bank of Guyana
BSCP	Building Social Cohesion Programme
BSD	Bank Supervision Department
CARICOM	Caribbean Community
CBO	Community Based Organisation
CDB	Caribbean Development Bank
CDC	Community Development Council
CH&PA	Central Housing & Planning Authority
CIDA	Canadian International Development Assistance
CJIA	Cheddi Jagan International Airport
COTED	Council of Trade and Economic Development
CPCE	Cyril Potter College of Education
CRFM	Caribbean Regional Fisheries Management
CSO	Civil Society Organisation
CXC	Caribbean Examinations Council
D&I	Drainage and Irrigation
DFID	Department for International Development
DOTS	Direct Observed Treatment
IDA	International Development Association
E-HIPC	Enhanced Heavily Indebted Poor Country Initiative
EPA	Environmental Protection Agency
EPMU	Expenditure Programming Management Unit
ERC	Ethnic Relations Commission
EU	European Union
FAO	Food and Agriculture Organisation
FDI	Foreign Direct Investment
FIA	Financial Institutions Act

---

GBET	Guyana Basic Education Teacher Training Programme
GDP	Gross Domestic Product
GEAP	Guyana Education Access Project
GGMC	Guyana Geology and Mines Commission
GIS ARCVIEW	Geographic Information System
GIS/SME	Geographical Information System/School Mapping Exercise
GLSC	Guyana Lands and Survey Commission
GMA	Guyana Manufacturing Association
GNBS	Guyana National Bureau of Standards
GNCB	Guyana National Cooperative Bank
GOG	Government of Guyana
GOINVEST	Guyana Office for Investment
GPAS	Guyana Protected Area System
GPF	Guyana Police Force
GPHC	Georgetown Public Hospital Corporation
GPL	Guyana Power and Light
GRA	Guyana Revenue Authority
GT&T	Guyana Telephone and Telegraph Company
GUYSUCO	Guyana Sugar Corporation
GUYWA	Guyana Water Authority
GWI	Guyana Water Incorporated
HIES	Household Income and Expenditure Survey
HIPC	Heavily Indebted Poor Country Initiative
HIV	Human Immuno-deficiency Virus
IAST	Institute of Applied Science & Technology
ICT	Information and Communications Technology
IDB	Inter-American Development Bank
IFMAS	Integrated Financial Management Accounting System
IMF	International Monetary Fund
IPED	Institute of Private Enterprise Development
IRA	Interactive Radio Instruction
ISO	International Standards Organisation
IT	Information Technology
LEAF	Linden Economic Advancement Fund
LEAP	Linden Economic Advancement Project
LINMINE	Linden Mining Company
LSMS	Living Standards Measurement Survey
LTR	Land Tenure Regularisation
M&E	Monitoring and Evaluation

---

---

MDGs	Millennium Development Goals
MIS	Management Information System
MLHSS	Ministry of Labour, Human Services and Social Security
MoE	Ministry of Education
MoF	Ministry of Finance
MoH	Ministry of Health
MoHW	Ministry of Housing and Water
MOU	Memorandum of Understanding
NCERD	National Centre for Educational Resources and Development
NDC	Neighbourhood Development Council
NDDP	National Dairy Development Programme
NGMC	New Guyana Marketing Corporation
NGO	Non Governmental Organisation
NHP	National Health Plan
NIS	National Insurance Scheme
NPTB	National Procurement and Tender Board
OAS	Organisation of American States
OBMI	Omai Bauxite Mines Inc.
PAHO	Pan American Health Organisation
PCMS	Project Cycle Management System
PCPMU	Policy Coordination and Programme Management Unit
PCU	Project Cycle Unit
PEU	Project Execution Unit
PLWHA	Persons Living with HIV/AIDS
PMTCT	Prevention of Mother to Child Transmission
PPC	Public Procurement Commission
PRGF	Poverty Reduction Growth Facility
PRS	Poverty Reduction Strategy
PRSP	Poverty Reduction Strategy Paper
PSCES	Parliamentary Sectoral Committee on Economic Services
PSM	Public Service Ministry
RDCs	Regional Democratic Councils
RUSAL	Russion Aluminium Company
SIMAP	Social Impact Amelioration Program
SIP	School Improvement Plans
SMIS	School Management Information System
SSRP	Secondary Schools Reform Programme
TB	Tuberculosis
TIN	Tax Identification Number

---

TVET	Technical and Vocational Education and Training
UG	University of Guyana
UNDP	United Nations Development Programme
VAT	Value Added Tax
WB	World Bank
WHO	World Health Organisation
WWF	World Wildlife Fund

# TABLE OF CONTENTS

<b>EXECUTIVE SUMMARY</b> .....	i
<b>CHAPTER 1</b>	
<b>Introduction: The Context</b>	
The Domestic Environment .....	1
The External Situation .....	1
Major Challenges .....	2
Achieving PRSP Targets and the Millenium Development Goals .....	3
Organisation of the Report .....	3
<b>CHAPTER 2</b>	
<b>Guyana's Long Term Poverty Profile &amp; Trends</b>	
Introduction .....	5
Measuring Poverty .....	5
Poverty Trends .....	6
Population .....	6
Tenure Status of Dewlings .....	8
Water .....	8
Sanitation .....	9
Electricity .....	9
Education .....	9
Health .....	11
Labour Force Participation .....	12
Poverty and Vulnerability .....	12
Disability .....	13
Geographic Distribution of Access .....	13
HIV/AIDS .....	14
<b>CHAPTER 3</b>	
<b>Review of the Economy, Governance and Institutional and Regulatory Framework</b>	
The Macro Economic Framework .....	15
Prudent Macroeconomic Policies .....	15
Debt Management .....	16
Fiscal and Monetary Reforms .....	17
Creating Opportunities for Private Sector Growth .....	18
Investment Promotion .....	18
Export Promotion .....	19
Expanding the Economic Base to Benefit the Poor .....	20
Restructuring and Modernising the Traditional Sector .....	20
Agriculture .....	20
Rural Agriculture .....	20
The Sugar Sub-Sector .....	21



# TABLE OF CONTENTS

The Rice Sub-Sector	21
Forestry Sector	24
Mining Sector	24
Developing New Sectors to Support Growth	25
Institutional and Regulatory Reforms	25
Reforms to Enhance the Business Environment	25
Land Development and Allocation	27
Public Accountability & Governance	28
Local Government	29
Decentralisation of Public Services	29
The Justice System & Crime Prevention	30
The Disciplined Forces Commission	31
<b>CHAPTER 4</b>	
<b>Investment in Human and Social Services</b>	
Investment in Human Capital	33
Education	34
Improvement in the Quality of the Delivery of Education	35
Teacher Training	35
Improving Equity in the Education Sector	36
Increasing the Level of Commitment of Students, Parents & Communities	37
Strengthening Financial & Management Systems	37
National Assessments	37
Health	38
The Legislative Framework	38
Human Resources Development	38
Doctors	39
Nurses	41
Medexes	41
Improving & Expanding Health Infrastructure	42
Drug Procurement & Distribution	42
Technological Capacity	43
Health Promotion	43
Water	43
Housing	44
Social Safety Nets	45
Social Impact Amelioration Programme (SIMAP)	46
Basic Needs Trust Fund (BNTF)	47
The Environment	47
Conservation & Sustainable Use of Biodiversity	47
Environmental Management	48
Education Information & Training	49
Support Systems	49

# TABLE OF CONTENTS

## CHAPTER 5

### Infrastructure to Support Growth

Sea Defences	50
Roads & Bridges	50
River Transport	51
Air Transport	51
Drainage and Irrigation	51
Maritime Affairs	51
Unserved Areas Electrification Programme	52
Special Intervention Strategies	52
Hinterland Development	52
Region 1 – Barima-Waini	53
Region 8 – Potaro-Suparuni	53
Region 9 – Upper Takatu-Upper Essequibo	54
Region 10– Upper Demerara -Upper Berbice	54
Linden Economic Advancement Programme	55

## CHAPTER 6

### Public Consultations and Feedback

The Progress Report Consultation Process	56
Regional Consultations	56
Parliamentary Consultations	57
Dissemination of the Draft Report and Leaflets	57
Public Awareness	57
Participation and Feedback	58
Feedback from Public Consultations	58

## CHAPTER 7

### The Poverty Reduction Programme: Medium Term Prospects

The Context	65
Medium Term Macroeconomic Outlook	65
The Investment Programme	69
Policies and Reforms to Promote Growth	70
Accelerating the Restructuring and Modernisation of Traditional Sectors	70
Agriculture	70
Rural Agriculture, Fishing and Livestock Sub-Sectors	70
The Sugar Sub-sector	72
Skeldon Factory	72
Cogeneration	72
Cane Production	72
Forestry	73

# TABLE OF CONTENTS

Mining	73
Tourism	73
Improving Competitiveness	74
Implementing Tax and Expenditure Reforms	74
Monetary and Financial Sector Reforms	75
Export Promotion	75
Investment Promotion	76
Governance and Institutional Regulatory Reforms	77
Improving Transparency and Accountability	77
Procurement Reforms	77
Land Tenure Security & Land Administration	78
Local Government	78
Reducing Crime and Improving Justice Administration	78
Improving Political Governance	80
<b>CHAPTER 8</b>	
<b>Infrastructure Development to Support Growth and Social Services: The Medium Term</b>	
Sea Defences	83
The Transport Sector	83
Roads	84
Air Transport	84
River Transport	85
Unserved Areas Electrification Programme (UAEP)	85
Drainage and Irrigation	85
Telecommunications	87
The Environment	87
Medium Term Social Sector Programme	87
Education	88
Improving the Quality of the Delivery of Education	89
Teacher Training	89
Improving Levels of Literacy and Numeracy	89
Improving Equity in the Education Sector	90
Increasing the Level of Commitment of Students, Parents & Communities	90
Strengthening the Ministry of Education	91
Health	91
Training	92
Infrastructure & Technological Capacity	92
Accelerating Health Sector Reforms	92
Legal Framework	92
Regulatory & Quality Assurance Systems	93
Health Promotion & Primary Health Care	93
Maternal & Child Health	93
Disease Control	94
HIV/AIDS	94

# TABLE OF CONTENTS

TB and Malaria	94
Other Diseases	94
Dental & Eye Care Services	95
Health Information System	95
Sanitation	95
Water	95
Housing	97
Social Safety Nets	97
SIMAP	97
Hinterland Development	98
Special Intervention Programmes	98
Region 1 – Barima-Waini	99
Region 8 – Potaro- Suparuni	100
Region 9 – Upper Takatu-Upper Essequibo	100
Region 10 – Upper Demerara-Upper Berbice	101
LEAP	102
Sports Facilities: The Cricket Stadium	102

## CHAPTER 9

### Monitoring and Evaluation

Analysis of the Poverty Indicators	104
Data & Programme Monitoring	106
PRS M&E Unit	107
Training	112
Applied Budget Analysis	113
Skills Register	113
Citizen Report Cards	113
Expansion of Regional Committees	113
Strengthening the Feedback Mechanism	113
Steering Committee	114
Focal Point in Ministries and Agencies	114
Thematic Groups	114
PRS Regional Committees	115
The Bureau of Statistics	115


## CHAPTER 10

### Risks to the Strategy

National Consensus	117
Civil Society	117
Policies and the Economy	117
Implementation Capacity	117
Availability of External Resources	118
Developments in the World Economy	118
Natural Disasters	119

## CHAPTER 11

<b>Summary and Conclusions</b> .....	120
<b>2.1</b> Population, 1980-2002 .....	7
<b>2.2</b> Dwellings, 1980-2002 .....	8
<b>2.3</b> Safe Water, 1990 & 2002 .....	8
<b>2.4</b> Access to Improved Sanitation by Region, 1991-2002 .....	9
<b>2.5</b> Highest Level of Education by Region, 1990-2002 .....	10
<b>2.6</b> Primary and Secondary Enrollment Rates, 1980-2002 .....	10
<b>2.7</b> Key Health Indicators, 1980-2002 .....	11
<b>2.8</b> Principle Activity of Population - 15 Years & Older by Sex, 1980-2002.....	12
<b>3.1</b> Guyana-Key Economic Indicators, 1998-2004 .....	16
<b>3.2</b> Rice Production & Export Statistics, 1999-2004 .....	22
<b>3.3</b> Guyana- Summary Indicators of Violence/Crime, 2001-2004.....	31
<b>4.1</b> Central Government Social Spending by Sector, 1997-2004.....	33
<b>4.2</b> Key Education Indicators, 2000-2004 .....	34
<b>4.3</b> Doctors in the Public Sector .....	39
<b>4.4</b> Key Water Indicators, 2001-2004 .....	44
<b>4.5</b> Land Distribution & Housing Indicators, 2001-2004 .....	45
<b>6.1</b> Public Consultations, Participants by Regions, 2005 .....	58
<b>6.2</b> National Level Analysis of Feedback Forms by Sector .....	59
<b>7.1</b> Key Medium Term Economic Indicators, 2003-2009 .....	67
<b>8.1</b> Guyana:Public Sector Investment Programme, 2004-2009.....	82
<b>8.2</b> Projected Social Sector Spending, 2004-2009 .....	88
<b>9.1</b> Guyana-PRSP Indicators, 2000-2004 .....	103

	<b>9.2</b> Guyana- Revised Quantitative Goals of the PRS, 2004-2009.....	106
	<b>9.3</b> Monitoring & Evaluation Work Programme .....	110

**FIGURES**

<b>7.1</b>	Trends In Investment and Expenditure	70
------------	--------------------------------------	----

**BOXES**

<b>Box 1</b>	The Impact of Guyana's National Disaster on Poverty.....	66
<b>Box 2</b>	External Borrowing & Debt Sustainability .....	68
<b>Box 3</b>	Mobilising Private Initiative .....	84
<b>Box 4</b>	Can Guyana Achieve the Millenium Development Goals?.....	107
<b>Box 5</b>	Monitoring Outcomes of the Poverty Reduction Programme.....	108

**ANNEXES**

<b>Annex A</b>	Policy Matrix 2004
<b>Annex B</b>	Policy Matrix 2005-2007
<b>Annex C</b>	Regional Feedback Reports
<b>Annex D</b>	Feedback Forms
<b>Annex E</b>	Macroeconomic Projections
<b>Annex F</b>	Public Sector Investment Programme, 2000 - 2004; 2004-2009
<b>Annex G</b>	List of Invitees to the National Review

## EXECUTIVE SUMMARY

### **Introduction**

This second annual progress report covers the periods from January through December 2004, and January 2005 to December 2009. It reflects Guyana's achievements and shortcomings in the implementation of the Poverty Reduction Strategy (PRS), and presents an action plan for 2005 and beyond. Despite the continued vulnerability of the economy to exogenous shocks, the inadequacy of infrastructure and the weakness of existing institutional capacity, there has been considerable progress in actions and reforms initiated by the Government within the framework of poverty reduction strategy. After three years of implementation, the PRS has become established as the overall framework for sector strategies and increasingly, has been used to focus partners' contributions around the Government's priorities.

### **The Issues and Challenges**

The key issues identified in the 2004 Poverty Reduction Strategy Progress Report included the (i) difficult external environment, (ii) low absorptive capacity, (iii) challenging sociopolitical conditions, and (iv) the weak monitoring and evaluation of the poverty reduction strategy programme. Although some success was achieved, many of these problems persist.

In addition, 2004 and 2005 presented unique setbacks. For an oil dependent country, the oil price hikes in 2004 adversely impacted the cost of living, external balances and the competitiveness of Guyana's products on the world market. Further, in late December 2004 and the first half of January 2005, Guyana experienced a national disaster with possible long-term implications. Unprecedented rainfall and accompanying flooding resulted in the displacement of 70,000 households and caused economic damage in excess of 57 percent of GDP, that is projected to cost US\$200-300 million in recovery and reconstruction.

Other issues presented different challenges for the Government. First, political instability exacerbated by pockets of organized and violent crime persist and must not be allowed to derail Guyana's development agenda; second, domestic investments continue to be low and concerted efforts will have to be made to market Guyana's substantial natural resources and strategic geographic location to the international investment community; finally, additional resources will have to be mobilized for Guyana to continue to improve its productive capacity, and to improve and maintain its infrastructure.

### Population and Poverty Trends

Guyana's population over the last 20 years has changed marginally. At 751,223 in 2001, it was actually 35,894 or 1.2 percent below the 1980 population. Underlying what appears to be a minor change over the past 20 years, however, are major shifts in inter-census data and regional changes in population. Between 1980 and 1990, the population fell by 4.8 percent.



With natural rate of increase of 1 percent per year, this represented about a 15 percent decline in Guyana's population. Between 1990 and 2001, the population increased by 3.8 percent, much less than the cumulative natural rate of increase. In part, the decline in the population was a result of the high levels of migration brought about by the harsh economic, social and political conditions that prevailed especially in the period 1980 and 1990.

Consistent with the difficult economic conditions, poverty was pervasive in the 1980s. A survey carried out in 1971 by the Pan American Health Organisation found 38 percent of the population living below the poverty line. In 1988, Boyd found that about 65 percent of the population lived below the poverty line and in a World Bank Living Standards Measurement Survey (LSMS) conducted in 1993, about 43 percent of the population was found to live below the poverty line. The 1999 UNDP Living Conditions Survey (LCS) placed the population under absolute poverty at 38 percent. Although different methodologies were used to calculate poverty, the trend seems to indicate that poverty is on the decline from the 1980 levels.

Even so, the low and/or negative growth rates over the last 5 years may adversely affect poverty indicators. However, there is no recent data to determine the level of poverty. A Household Income and Expenditure Survey will begin in September 2005 and the results of this will become available in 2006. In the absence of any recent poverty measurements, the report examines trends in access to basic needs indicators as a way to measure the standards of living in Guyana. In this context, indicators derived from the 2002 census data are compared with similar data in 1991 and 1980. The data shows substantial progress in access to basic needs in the areas of health, education, water and housing, among other indicators.

### **The 2004 Poverty Programme**

#### Economic Performance and Structural Reforms

Guyana continued to pursue prudent macroeconomic policies in 2004. The economy grew at 1.6 percent reversing the negative growth of 2003. Despite the steep rise in oil prices and its impact on the productive sector and services, the consumer price index registered a growth of 5.5 percent, which was slightly higher than the 4.9 percent recorded in 2003. The deficit of the current account of the balance of payments improved from 11.3 percent of GDP in 2003 to 10 percent of GDP in 2004 on account of higher exports, and despite the steep rise in fuel prices.

The Government continued to implement structural reforms to improve its macroeconomic framework and lay the basis for sustained growth. To this end, the Financial Institutions Act and the Bank of Guyana Act were amended to strengthen supervision and fiduciary oversight in the financial sector. The Bank of Guyana also continued to make substantial progress in banking supervision and prudential regulations. The Government began to implement the Fiscal Management and Accountability Act (FMAA) with the passage of its regulations in

December 2004, and the Integrated Financial Management System (IFMAS) became operational in January 2004.

The Government also continued to implement its tax reform plan with the passage of the Fiscal Enactments (Amendment) Act and the Customs Duties (Amendment) Order. The new Internal Affairs Division at the Guyana Revenue Authority was mandated to investigate corrupt practices and complaints against employees, and surveillance equipment was installed at the Cheddi Jagan International Airport and the Customs Transit Sheds.

In 2004, the expansion of many new sectors supported economic growth. Significantly, in the Information and Communications Technology Sector, GoInvest and the Office of the Prime Minister facilitated seven investments resulting in the creation of two hundred and sixty-two new direct jobs. The Government continued to improve the institutional and regulatory frameworks with a view to enhancing the business environment for private sector investment and sustained growth. The key reforms that were implemented covered the areas of legislation, public sector reform, land development and allocation.

#### Regulatory and Institutional Reforms

The Government implemented an ambitious legislative and regulatory reform agenda to advance its support for economic growth. The Ministry of Tourism, Industry and Commerce began drafting the Competition and Fair Trading Bill to (i) promote, maintain, and encourage competition and enhance economic efficiency in production, trade, and commerce; (ii) prohibit anti-competitive business conduct which prevents, restricts or distorts competition or constitutes the abuse of a dominant position in the market; and (iii) to promote the welfare and interests of consumers. In addition, private sector commercial activity continues to be facilitated through the processing of trade licenses, efforts to address CARICOM Common External Tariff waiver requests and assess local impacts of external trade policies.

Other important legal and regulatory laws that were passed in 2004 included:

- the Small Business Act to facilitate the establishment of a small business council, a small business bureau and a small business development fund;
- the Investment Act to stimulate the socio-economic development of Guyana and to attract and facilitate investment; and
- the Technical and Vocational Education and Training Act.

Within the mining sector, a complete redrafting of the Mining Regulations took place in 2004. Mine Safety and Health Regulations were also drafted via the Ministry of Labour and Social Security and the International Labour Organization, and await final inter-agency review.

Substantial progress was made by the Guyana National Bureau of Standards (GNBS) in developing, implementing and coordinating several reforms to improve product quality for domestic consumption and exportation in 2004. Eight sector committees of the National Committee on Conformity Assessment were established, and a plan of action was developed for the establishment of a National Conformity Assessment System. Two Caricom Standards for the Specification of Rum and the Specification for Labelling of Brewery Products were adopted as national standards. Three laboratories in Guyana developed their laboratory management systems to meet the requirements of the ISO 17025 standard for accreditation.

The Guyana Lands and Surveys Commission (GLSC) computerized the application and lease issuance processes, allowing for monitoring, evaluation and the disaggregation of applications and titles issued. The parcel database was computerized using the geographic information systems software ARCVIEW. The Commission's financial sustainability function was also automated using ACCPAC, allowing for networking between the finance and lease issuance divisions through the rent portfolio, as well as the tracking of revenues against costs.

Associated with reforms ongoing at the GLSC, significant progress was made towards strengthening the Deeds Registry through enhancement of its physical structure and IT capabilities, the training of staff, and the identification and revision of laws and procedural aspects of laws necessary to facilitate more efficient functioning of the Registry.

#### Public Accountability and Governance

In public accountability and governance, measures were taken to create a unified platform for greater oversight of the Executive. To this end, several parliamentary committees were appointed and/or established. Further, efforts were made to promote capacity building and institutional strengthening within the local government system. A Municipal Services Department of the Local Government and Regional Development, which oversees maintenance and development of infrastructure within the six municipalities, was established. To improve accountability, eight Regional Development Officers were appointed to monitor and evaluate capital works contracts within the various Regional Democratic Councils. Even so, the work of the Ministry continues to be hampered by resource constraints, including inadequate staffing and a lack of equipment such as computers and printers.

Some public services were decentralized to provide ease of access. The Ministry of Home Affairs established branches of the General Registrar's Office in New Amsterdam and Anna Regina for the issuance of birth and death certificates, and the issuance of passports is now the responsibility of the Immigration Units within the Police Divisions of these two counties.

In addition, the General Registrar's Office in collaboration with the Ministry of Amerindian Affairs undertook an outreach exercise to Regions 1, 8 and 10 to register persons and issue birth certificates for hinterland communities. Collaboration with the Guyana Geology and

Mines Commission (GGMC) has also resulted in the registration and issuance of work permits to foreign miners working in Guyana's hinterland.

#### Internal Security

To confront and suppress violent crime in 2004, the Government of Guyana, through budgetary allocations, provided the Guyana Police Force with resources necessary to improve the organisation's operational capacity. Several police stations were repaired and/or fortified, and a new station was designed for Sophia. The Guyana Prison Service is implementing its 2001-2011 Strategic Plan, which prioritises the use of Information Technology to improve its administrative and operational efficiency. The health of prisoners and the prison environment was improved with the provision of prophylactics for malaria, filaria, small pox and other infectious diseases. Health education for staff and inmates is ongoing, and an important component of this programme focuses on HIV/AIDS.

#### Investment in Human Capital

Guyana continues to make strides in developing its human and social infrastructure. Social sector spending as a share of GDP is perhaps one of the highest in the Western Hemisphere and in E-HIPC countries. In 2004, social sector spending was 19.9 percent of total expenditure. Recurrent expenditures, and in particular, material and supplies and personal emoluments accounted for more than half of spending.

In Education, the Curriculum Development Unit of the National Centre for Educational Resource Development (NCERD) developed literacy and numeracy standards for Nursery 1 to Grade 2 Primary. The NCERD trained 201 head teachers and the Cyril Potter College of Education began delivering the teacher training certificate programme by distance education. Progress was also made in increasing the number of students who are in General Secondary School and who have an opportunity to take Secondary School Certificate Examination. In addition, the Basic Competency Certificate Programme (BCCP), an alternative pathway for secondary students with high academic qualifications and an interest in technical subjects was launched in six pilot schools.

In Health, several pieces of legislation were drafted to modernize the sector. The Ministry of Health Bill and the Health Promotion and Protection Bill seek to amend or replace existing laws and regulations in order to make them applicable to contemporary and emerging situations; introduce new laws and regulations to provide a comprehensive and more appropriate legal framework for the functioning of the sector; and improve the quality of health care and protection.

In the area of human resources development, staff was retrained and health specialists were recruited from abroad. Still, there are severe shortages of nurses and doctors, especially in hinterland regions. The ongoing strengthening of the Medex programme through recruitment and training will provide some relief, especially to Amerindian communities. Further, the

procurement of drugs, materials and supplies was improved with the establishment of the Materials Management Unit, and storage facilities were improved with the acquisition of two refrigerators and the construction of the first phase of a refrigerated vaccine storage bond.

In the Water sector, rehabilitation projects resulted in the improvement of service to over 40,000 persons. And in Housing, the Central Housing and Planning Agency (CHPA) redefined its policy framework with a view to strengthening shelter and land markets, expediting the divestiture of public land for residential settlement, and accelerating squatter area regularization.

In social safety nets, three important studies, including a (i) programme targeting study; (ii) risk and vulnerability assessment; and (iii) Guyana Labour Market study were completed. An action plan for the implementation of these studies is under preparation.

#### Infrastructure to Support Growth

The Government continued to place emphasis on improving its economic infrastructure. In line with this objective, 68 bridges and 26 culverts were rehabilitated, the rehabilitation of the Mahaica-Rosignol Road accelerated, and the four-lane highway from the Demerara Harbour Bridge to Ruimveldt is 65 percent complete. Feasibility studies were also completed for the New Amsterdam-Moleson Creek Road and the South Entrance to Georgetown. To sustain the long-term viability of the road network, the Ministry of Public Works and Communications began the execution of its Routine Maintenance Management System.

In Sea Defence Management, civil works were carried out along the coastline from Region 2 to 6. In drainage and irrigation, rehabilitation and maintenance work was done on dams, drains and canals. In the air transport sector, the rehabilitation of the Communications, Navigation and Surveillance and Air Traffic Management Systems were completed. A proposal was approved for the development of an Airport Security Programme to strengthen the financial and operational sustainability of the Aviation Security System.

The implementation of the special intervention programme also progressed in 2004. The development of infrastructure to support growth in Region 1 continued with the construction of the Port Kaituma and Six Miles to Falls Top Road. Electricity service was extended in Mabaruma and the generator in Port Kaituma was rehabilitated. Access to, and the quality of delivery of, educational and health facilities were improved with the construction of dormitories and staffing quarters for students and health and education professionals. In Region 8, heavy-duty bridges were constructed and a pedestrian bridge installed at Kmana. River defences were maintained and extended in several areas. These activities aimed at improving access to and between communities, and at facilitating the transportation and marketing of agricultural produce. The Mahdia Hospital was equipped with an x-ray machine and primary

schools and teachers quarters were constructed. Several miles of roads were rehabilitated to augment productive activities.

In Region 9, a rice huller was provided to boost rice production and community farms were fenced to separate them from cattle rearing. There was also improvement in the road network. Access to water was improved with the installation of water tanks, water pumps and windmills for water supply. Access to education was improved with the construction of primary schools.

In Region 10, rehabilitation of the road network was kept apace, and the construction of health and educational facilities took place throughout the region. Steady progress was made in the implementation of the Linden Economic Advancement Program (LEAP) and new investments were made in forestry, logging, saw milling and leather craft. In addition, LEAP supported the participation of craft producers at international trade exhibitions and 9 local businesses were assisted in their participation in Guyana Trade Exposition.

#### **Public Consultations and Feedback**

Public consultations on progress towards the achievement of PRS goals and targets reflect the Government's continuing commitment to involve key stakeholders, in particular the poor, in the formulation and implementation of policies and programmes designed to reduce poverty. The consultation process on the 2005 draft Progress Report aimed to (i) disseminate information on progress made towards reducing poverty as elaborated previously and new programmes that will further augment planned actions; (ii) generate feedback from a cross-section of the population as to whether the poverty programme is having its desired impact; and (iii) provide a forum for civil society to elaborate their priorities and recommend actions. Regional analysis of the issues and recommendations is also presented.

It is interesting to note that while regional priorities do not differ significantly from the national level, the order of importance varies somewhat from region to region, and between easily accessible and more remote areas. The hinterland regions showed more variance both in the sector areas requiring attention and in recommended actions. To the extent possible, many of these recommendations have been incorporated into the medium-term poverty programme.

For the first time in the poverty reduction process, a special consultation was held for Members of Parliament to elicit their feedback on the draft final progress report. The objective of the consultation was to provide Members of Parliament (i) an overview of the 2005 PRS Progress Report; (ii) present the issues and recommendations arising from the public consultations; (iii) indicate to what extent these recommendations were included in the final draft document; and (v) present the risks inherent in the medium-term poverty reduction program.

## **The Medium-Term Framework**

### The Challenges

Guyana faces serious challenges in the medium term. First, it has to reverse the negative and/or low growth rates of the last 5 years. Second, it has to complete reconstruction of infrastructure damage caused by the January 2005 flooding, adopt mitigating measures to minimize future impacts of such disasters and support the restoration of the productive capacity of the economy. Third, it has to create a more business friendly environment that will attract more direct foreign investment and stem the migration of its entrepreneurs and professionals.

It is within this context that Guyana crafted its medium term macroeconomic strategy that addresses key structural reforms in policy, governance, institutional and regulatory areas, and the public investment framework with a view to generating quick supply responses in the productive sector, and to enhancing access to basic social services.

These programmes were developed taking cognizance of the serious challenges posed by Guyana meeting its debt sustainability targets in the medium term. Such challenges include (i) external developments such as changes in the discount rates of calculating net present value of key debt indicators; (ii) exchange rate shocks; and (iii) requirements of growth generation and of poverty reduction with particular emphasis on infrastructure development.

### Investment, Growth and Reforms

Despite progress with the legal and regulatory framework, the private sector has not responded in a way that will boost the economy and create jobs that will reduce the prevalence of poverty. Clearly, stimulating private investment will take more than laws and regulations. Additionally, an enabling investment climate will require a stable political environment, efficient bureaucracy, law and order, and expeditious resolution of business conflicts. The Government's policy orientation in the medium-term takes these issues into account.

One of the key challenges facing Guyana is the reform of the European Sugar regime, which will come into effect in mid-2006. The proposals will see a significant reduction in price of sugar under the Sugar Protocol. The speed and depth of this cut will be extremely damaging to a vulnerable industry and is expected to result in an annual loss of income of US\$ 90 million for CARICOM sugar producers as a whole.

The Government is implementing a modernization and restructuring plan for the sugar industry to mitigate external shocks and ensure the profitability of the industry. To improve efficiency, reduce costs and diversify its operations, a new sugar factory is being constructed at Skeldon to produce over 120,000 tonnes of high quality sugar at competitive prices. A cogeneration plant as part of the factory, will supply about 10 MW of electric power to the

national grid while personal emoluments will be contained in line with inflation. The private sector will be encouraged to produce and supply sugarcane to Guysuco, and the management contract has been redesigned to take account of profitability.

#### Fiscal Reforms

With regard to fiscal reforms, the Guyana Revenue Authority (GRA) will continue to enhance the system for registering taxpayers, accounting for revenue collections and controlling refunds as part of the planned implementation of the new information technology-based tax administration system. A comprehensive Audit Plan is being developed to improve audit coverage of the tax roll and increase the recovery of unpaid taxes. Initiatives to enhance the anti-corruption programme through increased investigations, enforcement measures, training, and sanctions will also be maintained.

The Value Added Tax (VAT) Bill will be tabled in Parliament in 2005 and implementing regulations for the VAT and Excise Tax will also be laid in Parliament. The VAT Legislation will replace the Consumption Tax Act, the Travel Voucher Tax Act, the Hotel Accommodation Tax Act and laws relating to service, premium, purchase, entertainment and telephone taxes. In addition, the Government has begun to publish tax exemptions granted, specifying the amount and recipients by categories. To improve the soundness of the pension system, a prudential framework for investment decisions of the National Insurance Scheme will be in place by September 2005 and a review of the public service pension system will be undertaken by December 2005.

The Government will also take measures to implement further monetary and financial reforms in order to further improve the operations of the financial system. To this end, a Financial Sector Assessment Programme (FSAP) will be undertaken shortly to provide a comprehensive review of Guyana's financial system and vulnerabilities. Consistent with the Amended Bank of Guyana Act 2004, the position of the Governor of the Central Bank was filled in 2005. In addition, discrepancies in fiscal and monetary data will be reconciled in order to reduce the float. Further, the Bank of Guyana will continue to conduct on-site inspections of at least 4 banks including the New Building Society and these inspections will extend to the remaining banks in 2006. The Government will also review and update all (Anti Money Laundering/Combating the Financing of Terrorism) AML/CFT legislation to ensure that they are in line with international best practice.

#### Governance, Transparency and Accountability

The Government will take steps to strengthen institutions and agencies that provide fiduciary oversight of public finances. To this end, the Audit Act enacted in 2004 will become operational in 2005. Further, the Wildlife Division will be merged with the Environmental Protection Agency (EPA) and its revenues transferred to the consolidated fund in 2005. Also, all existing external loans will be tabled in Parliament and the audited accounts of the GRA will be placed in Parliament.



In addition, fiduciary oversight will be strengthened through specific measures implemented to (i) enhance parliamentary oversight; (ii) reduce discretionary powers; and (iii) disclose officials' assets. Specifically, the Government will adopt and begin implementation of a time-bound reform programme that will strengthen Parliament, constitutional bodies and government institutions in fiduciary oversight responsibilities.

High priority will be placed on fighting crime and improving the administration of justice. To this end, the Government will take specific measures to (i) enhance the capacity of the Guyana Police Force to prevent, detect and interdict criminal activities; (ii) mainstream the use of Information Technology within the Ministry of Home Affairs for greater administrative and operational efficiency; (iii) reorient, emphasize and decentralize community policing; and (iv) enhance border and immigration security.

In improving the administration of justice, the Government will (i) pass legislation to establish a commercial court in support of conflict resolution for the private sector; (ii) establish a family court to bring quicker resolution to family matters; and (iii) expand the alternative dispute resolution framework to reduce the number of cases in the courts.

#### Infrastructure to Support Growth

The events of the recent natural disaster exposed Guyana's fragile infrastructure and heightened its associated risks to long-term sustainable growth. Its lessons have influenced the medium term investment programme with increased emphasis on drainage systems, conservancy dams, the road network and other infrastructure development critical to complement economic growth and social development. Not surprisingly, public investments in the medium term provide a sharp contrast to previous years.

Coming out of the flooding disaster, an Infrastructure Recovery Task Force comprising of experienced and seasoned engineers, was established to oversee the speedy recovery of the drainage and irrigation sector. With donor assistance, the task force is implementing several emergency projects to mitigate the effects of the May/June rains on the drainage system.

In the medium term, emphasis will be placed on construction of a road at Flagstaff between the public road and conservancy dam; excavation of cross canals within the East Demerara Conservancy to increase storage and to channel water to the designated outlet structures; repairs to the conservancy dam embankment; the hydraulic and hydrologic modelling of the East Demerara Water conservancy system, rehabilitation of water pumps and discharge canals; and other critical outlet structures (kokers).

The Government is currently undertaking a Transport Sector Study (TSS) that covers all modes of transportation: road, maritime, inland waterways, aviation and possibly rail. The TSS will contribute to (i) providing elements for decision-making for a coherent and consistent

policy strategy for the development of the transport sector over the next ten years and for responding to the needs of the PRSP; (ii) identifying the requirements in the areas of policy, legislation, regulation, institutional arrangements, service provision and implementation for sustainable growth of the sector; (iii) carrying out comprehensive studies on specific sectors in order to focus on the most relevant problem areas; and (iv) developing a proposal for an indicative investment programme based on the policy and comprehensive studies consistent with the Government's anticipated financial capacity. Once completed, the investment programme in the transport sector will be modified to reflect the recommendations of the report.

#### Social Sector Programme

Medium term expenditure in the social sector will continue to grow although emphasis will be placed on recurrent expenditures rather than on investment programmes. The Ministries of Education and Health will continue to implement their strategic plans with special emphasis on improving the quality of the delivery of education and health. To this end, emphasis will be placed on training, access, equity, and maintenance of physical infrastructure and equipment, and efficiency in the use of resources.

In the Water sector, following the flooding, Guyana Water Incorporated (GWI) is taking measures to improve the Georgetown water and sewerage infrastructure, and to reduce the risk of exposure to waterborne disease. GWI will also work to provide continued service to customers, reduce water leakage, and increase access for hinterland communities to treated water. In the Housing sector, emphasis will be placed on regularizing squatter settlements, increasing the number of land titles processed, and facilitating the construction of low-income houses.

Through the Government's Hinterland Development Strategy, training will be provided to improve local governance and the administrative and management capacity of Amerindian leaders across Guyana. The Ministry of Amerindian Affairs will continue to work towards improved standards of living for Amerindian communities through infrastructure development, the provision of equipment and resources, and the titling of thirty-four Amerindian Communities.

#### Monitoring and Evaluation

The PRSP recognized the critical role of a monitoring and evaluation (M&E) system to provide a basis for the analysis of the impact of proposed programmes on poverty reduction, to contribute to the development of more appropriate and relevant policy, and to stimulate the continued engagement of civil society in the Poverty Reduction programme. To this end, considerable progress has been made with the development and implementation of an M&E action plan, and the establishment of regional and national structures to provide an organizational framework for widespread stakeholder involvement in monitoring and evaluation for the PRS. The five structures established to spearhead the monitoring and

evaluation function—the Monitoring and Evaluation Unit of the PCPMU, a National Steering Committee, Ministerial/Agency Focal Points, Thematic Groups, and PRS Regional Committees—are functional and efforts are underway to continue to build their capacity and refine their roles within the framework of a national M&E system.

To strengthen the M&E Unit, a Coordinator with 5 Monitoring and Evaluation Officers were recruited September in 2004 and a National Workshop on Monitoring and Evaluation for the PRSP took place in October 2004. The workshop brought together stakeholders in the PRSP/ M&E cycle to review the system, clarify roles and responsibilities, and develop proposals for a more collaborative and coordinated approach.

In 2005 to 2007, a systems based M&E database will be established in all line ministries to track both expenditure data and allocation by regional destination. The implementation of the Social Statistics Project will provide much needed information to assess outputs and outcomes of poverty related expenditures. Meanwhile, in September 2005, the Government will undertake and publish analyses of poverty related expenditures of priority poverty programs and coordinate with regional M&E coordinators in identifying a number of priority projects to track.

Like many developing countries, the quality of social statistics is poor in Guyana. In response to these issues, the Government has begun the implementation of the Social Statistics Project with the objectives of improving and sustaining the capacity of the country to generate social data; undertaking evidence-based policy analysis; and monitoring implementation and impact of the Poverty Reduction Strategy. The Government is in the process of recruiting over 20 statisticians for the BOS and social sector line ministries; strengthening the institutional capacity of the BOS and line ministries; establishing a statistical unit in ministries where there is none; training technical staff particularly at the regional level to support data collection, collation and aggregation; standardizing data collection across ministries and regions; and developing local and wide-area networks to link all agencies and ministries to the BOS.

*Chapter***1****INTRODUCTION****The Context**

The Government, over the last several years, has embarked on an ambitious legislative, regulatory, institutional and social sector reforms with a view to creating a business friendly environment, generating growth and improving access to social services. Guyana was rewarded with positive growth in 2004—a reversal from the negative or zero growth rates in previous years—and improvement in social conditions. However, these developments took place in the context of difficult external challenges and unaccommodating domestic conditions. While the Government does not have control over its external environment, it has greater degrees of freedom in ensuring internal balance to provide predictability, confidence and improved social cohesion.

**The Domestic Environment**

Key issues identified in the 2004 Poverty Reduction Strategy Progress Report included the challenging external environment, low absorptive capacity, difficult sociopolitical conditions, and the weak monitoring and evaluation of the poverty reduction strategy programme. These problems continue to persist. Progress in achieving the PRSP targets and the Millennium Development Goals is, in part, contingent on the successful resolution of these issues.

In addition, 2004 and 2005 presented unique problems. Perhaps, the most serious shock that the country has experienced and which has possible long-term implications, is the national disaster that occurred in January 2005. Unprecedented rainfall and accompanying flooding resulted in the displacement of 70,000 households, and caused economic damage in excess of 57 percent of GDP, that is projected to cost US\$200-300 million for recovery and reconstruction.

The simmering political battles between the major political parties continue to create political instability and act as a disincentive in attracting direct foreign investment and retaining domestic capital. In spite of some improvement in the crime and security situation, Guyana continues to lose its critical entrepreneurial and professional skills to migration.

**The External Situation**

The external environment has not been kind to Guyana. For an oil dependent country, the oil price hikes in 2004 had a devastating ripple effect on the cost of living, external balances and

the competitiveness of Guyana's products on the world market. Depressing primary commodity prices have not provided the cushion needed to mitigate the impact of higher import prices. Guyana's primary export commodities of sugar, rice, bauxite and timber are not expected to see any appreciable increase in price over the medium term.

Most significantly, changes in the European Union sugar protocol, which will reduce sugar prices in the EU by 39 percent over four years, will adversely affect Guyana's main foreign exchange earner. Sugar contributes 17 percent to GDP, over 25 percent of foreign exchange earnings and directly employs over 17,000 people. While modernizing and restructuring the sugar industry will help to mitigate the effects of these changes, unless the European Union provides financial support to ACP sugar exporting countries including Guyana in a timely manner, the welfare implications of the retrenchment of workers employed directly or indirectly by the sugar industry will be devastating.

### **Major Challenges**

These problems present a number of challenges to the Government. First, the crime and security situation will have to be tackled and dealt with definitively if Guyana is to minimize the migration of its highly trained professionals and entrepreneurs whose skills and resources are needed to propel growth. Second, Guyana, being the only English speaking country in South America and a member of the Caribbean Community, Government will have to make concerted efforts to market Guyana's abundant natural resources and strategic geographic location to the international investment community. Third, the political impasse that continues is counterproductive to making Guyana attractive for investment or in creating the peace and stability critical for development. The continuation of the present political situation increases sovereign risk and raises the cost of capital especially foreign for investment. Fourth, Guyana requires additional resources to meet the investment cost critical to re-building its productive capacity and completing reconstruction in the wake of the recent unprecedented flooding. Given its commitment to maintaining sustainable debt management, the Government may have to pursue more grant resources for its development programmes and reprioritize its investment and other programmes. Finally, the disruption of economic activities and dislocation of people as a result of the recent flooding has brought into sharp focus the challenges of increasing public and private resources for routine and regular maintenance of roads, for drainage and irrigation systems and the conservancy dams, for designing and implementing improved standards in roads, for revising and upgrading building codes, and for establishing and strengthening disaster management systems to mitigate the impact of future disasters.

Addressing these challenges is critical to establishing a sustainable framework for meeting the PRSP targets and the MDGs. Benefits include peace and tranquility in the body politic and social life; reduced sovereign risk; the stemming of migration; and renewed confidence and certainty for economic actors and the general population. To achieve the required impact,

these challenges have to be addressed in tandem. Resolving them on a piecemeal basis will only prolong the delay in meeting the PRSP targets and attainment of the MDGs by 2015.

### **Achieving PRSP Targets and the Millennium Development Goals**

In attaining PRSP targets and the Millennium Development Goals (MDGs), Guyana continues to make progress, although more effort will be required to achieve all the targets as set out in 2001. The medium-term programme elaborates the Government's approach to addressing some of these. Of critical importance, however, is the costing of the poverty reduction programmes to determine the need for additional financing to help Guyana to achieve the MDGs by 2015 and/or beyond.

### **Organization of the Report**

The 2005 Progress Report is organized as follows:

**Chapter 2** provides a summary of poverty indicators in Guyana. In the absence of the Household Income and Expenditure Survey (HIES), the report uses the 2002 population census data to gauge the extent of poverty in Guyana. With the 1980 population census as the baseline, this chapter presents an analysis of the long-term trends in poverty profiles. Data deficient areas such as the number of persons living with disabilities or HIV/AIDS, and the degree of access to social services by residents of rural and isolated communities are also addressed.

The review of economic developments in 2004 is undertaken in **Chapter 3**. In particular, attention is paid to growth, fiscal and monetary developments and structural reforms implemented in 2004. Further, the chapter reviews developments that took place in restructuring and modernizing the traditional sector with emphasis on agriculture, mining, and forestry. Developments in the new growth areas were also reviewed. Governance issues are also discussed in this chapter.

Achievements and setbacks experienced in social sector development are highlighted in **Chapter 4**. Specifically, the chapter deals with advances made in previously identified priority areas in the social sector such as education, health, housing and water. In particular, the chapter focuses on progress made in access, equity and delivery of social services.

**Chapter 5** focuses on the on-going implementation of works to upgrade and maintain critical infrastructure, in accordance with the infrastructure strategy described in the PRSP. Areas addressed include sea defences, roads, bridges, river and air transport, drainage and irrigation and maritime affairs. Special attention is paid to developments in the hinterland areas and efforts to encourage self-sufficiency, and to promote economic and social development in these regions.

Public consultation and feedback from the civil society on the poverty reduction strategy is the subject of **Chapter 6**. The process leading to the consultations is described and matrices representing sector issues and recommendations were prepared for all the ten administrative regions. These matrices are captured in Annex D of the report. However, the national summary of the feedback from the public consultations is included in this chapter.

In **Chapter 7**, a medium-term macroeconomic framework is elaborated. Specifically, the macroeconomic outlook is assessed, taking into account the key challenges facing the country and assumptions of returning the economy to a higher growth trajectory. In this context, a prioritized five-year rolling investment programme is discussed, policies and reforms to promote growth are presented, structural reforms critical to support investment, governance, the rule of law and political stability are also elaborated.

Improvement in economic and social infrastructure is the focus of **Chapter 8**. In economic infrastructure, the emphasis is on disaster mitigation and laying the groundwork for developing a transport network to facilitate growth. Attention is therefore paid to rehabilitation of sea defences, implementation of a transport sector study that will determine the future course of action in that sector, and improvement in drainage and irrigation systems and the conservancy dams. In the social sector area, the focus continues to be the priorities set in the 2001 PRSP for improving access and quality of services in the education, health, water and housing sectors, and designing and implementing programmes that will reduce poverty in regions where extreme or absolute poverty is high or the depth of economic depression requires government intervention. The chapter also addresses the medium-term plans in improving social safety nets.

An assessment of monitoring and evaluation of the poverty reduction strategy is provided in **Chapter 9**. In particular, this section reviews the institutional capacity of the monitoring and evaluation structures with a view to providing recommendations for their strengthening. In addition, the chapter addresses the core issues of M&E, particularly the role of feedback from civil society in policy analysis and programme formulation. The dearth of data is also addressed with recommendations provided for improving social statistics for assessing programme outcomes, and improving budgetary information to describe programme inputs.

**Chapter 10** inserts a cautionary note by highlighting the risks to the medium term poverty strategy while **Chapter 11** provides a Summary and Conclusions of the Report.

*Chapter***2****LONG TERM POVERTY PROFILE  
AND TRENDS****Introduction**

Guyana has undergone major political and economic changes over the last twenty-five years. On the political front, multi-party democracy accompanied by free and fair elections has, since 1992, replaced the effectively one-party system that was entrenched in 1978. The one-party political system also influenced economic policies. Consistent with its socialist orientation, more than 80 percent of the total value of recorded imports and exports was controlled by the state. State intervention, accompanied by poor economic policies, contributed to persistent negative growth rates. The high correlation between economic growth and poverty reduction meant that a high proportion of population was pushed into absolute and extreme poverty. The poverty surveys and analysis conducted during this period bear testimony to this outcome.

Since Guyana began implementing structural market-oriented reforms in 1989, economic growth has accelerated, averaging 3 percent between the period 1994-2004. During this period, US\$681.8 million was disbursed to Guyana and over US\$336 million was received in grants, in support of improving economic infrastructure, human resource development, governance and institutional reforms. Through implementation of prudent policies and generous debt relief from donors, Guyana's external debt declined from US\$2.1 billion in 1992 to about US\$1.2 billion in 2004, freeing much needed resources to improve economic and social infrastructure. The measurement of poverty and its trends will be gauged in the context of these developments.

**Measuring Poverty**

Poverty is a multidimensional phenomenon and can be defined and measured in a number of different ways. In Guyana, the Income Approach, Household Income and Expenditure Survey (HIES), the Living Condition Survey (LCS) and the Basic Needs Index have been used to measure poverty. While the quantitative measurements of poverty may give different results, the characteristics of poverty in Guyana remain the same: deprivation of the material for meeting basic human needs. People are poor because they lack income, food, clothing and shelter.

The last poverty survey, the LCS, was conducted in Guyana in 1999 and the results were captured in the 2001 PRSP. A HIES will be undertaken in September 2005 and preliminary results will be available in July 2006. The HIES which was initially planned for March 2005, was postponed as a result of the national disaster that struck Guyana in late December 2004 and January 2005. The unprecedented rainfall and associated flooding that made it virtually



impossible to conduct the survey. In the absence of the HIES, census data will be used in the 2005 PRSP Progress Report to measure the extent of poverty in Guyana. Emphasis will be placed on both qualitative and quantitative measurements of poverty, particularly with respect to access to basic needs. Specifically, the chapter will review progress or the lack thereof, in the following areas:

- access to shelter
- access to safe water and improved sanitation
- access to electricity
- access to healthcare services
- access to education
- and labour force participation.

Although there are clearly many other elements of poverty, from a human capabilities perspective, these key and easily measurable elements of poverty provide a good picture of the status of the population. Guyana's 2002 census report will be published in October 2005. The delay in publication is attributable to agreements with CARICOM to jointly publish all census data together. Meanwhile, the Government will publish about 20 key summary tables of the 2002 census in August 2005.

### **Poverty Trends**

In the context of the menu of economic and social reforms that were introduced in the last three decades, an attempt is made to use census data to measure poverty trends especially as they relate to basic needs, human resource development and economic opportunities. Given the changes in the census questionnaire over the period, emphasis is placed on using the same indicators for easy comparison. The 1980 census data is used as the basis for the analysis, so that the 2002 census data is compared with the 1990 and 1980 census information.

### Population

Guyana's population over the last 20 years has barely changed. At 751,223 in 2002, it was actually 35,894 or 1.2 percent below the 1980 population. However, between 1980 and 1990, the population fell by 4.8 percent. With natural rate of increase of 1 percent per year, this represented about a 15 percent decline in Guyana's population. In part, this substantial decline in the population resulted from the high levels of migration brought about by the harsh economic, social and political conditions that prevailed during this period.

The trend of migration eased somewhat during the period 1990 to 2002, with the population showing an increase of about 27,000 people. Also contributing to the modest rise in the population may be remigration of Guyanese in the early 1990s. Nevertheless, with so many Guyanese residing abroad, the pull factor remains strong. Sponsorship of family members by relatives living elsewhere continues to have a considerable influence on migration trends and a dampening effect on population growth.

In terms of the distribution, Region 4 is the most populated area in Guyana with about 41 percent of the population. The number of people living in this region has remained fairly constant over the last 20 years. Region 6 is the second highly populated region with about 17 percent of the population. But it is also the region, which experienced the highest level of, perhaps, internal out-migration over the two decades. The population in all the hinterland regions increased over the last 20 years, with Region 8 registering the highest increase as a result of internal migration.

Several factors account for the underlying changes in population within the regions. First, increased expansion of economic activities in Region 4, accompanied by the high level of distribution of house lots may have contributed to the steady state of the population. Second, increased mining and forestry activities in the interior regions, with concomitant job creation, may account for the increase in population of these regions. Third, and perhaps, the most interesting aspect of the

population trends is the growth in population in Region 10. With the adverse changes in international bauxite prices and new production lines in Brazil and China, the high production costs at Linmine, and the restructuring and privatization of the bauxite entity, the population in Region 10 would be expected to decline. In spite of these factors, however, the population in Region 10 actually grew over the last 20 years. Gold mining, principally Omai operations, forestry and agriculture may have accounted for the population increase.

TABLE 2.1 POPULATION, 1980-2002			
	1980	1990	2002
National	759,567	723,673	751,223
Region 1	18,329	18,428	24,275
Region 2	42,341	43,455	49,253
Region 3	104,750	95,975	103,061
Region 4	314,475	296,924	310,320
Region 5	53,898	51,280	52,428
Region 6	152,386	142,541	123,695
Region 7	14,390	14,790	17,597
Region 8	4,485	5,615	10,095
Region 9	12,873	15,057	19,387
Region 10	38,641	39,608	41,112
(as percent)			
National	100	100	100
Region 1	2.4	2.5	3.2
Region 2	5.6	6	6.6
Region 3	13.8	13.3	13.7
Region 4	41.4	41	41.3
Region 5	7.1	7.1	7
Region 6	20.1	19.7	16.5
Region 7	1.9	2	2.3
Region 8	0.6	0.8	1.3
Region 9	1.7	2.1	2.6
Region 10	5.1	5.5	5.5
(changes in population)			
National	n.a	-4.7	3.8
Region 1	n.a	0.5	31.7
Region 2	n.a	2.6	13.3
Region 3	n.a	-8.4	7.4
Region 4	n.a	-5.6	4.5
Region 5	n.a	-4.9	2.2
Region 6	n.a	-6.5	-13.2
Region 7	n.a	2.8	19
Region 8	n.a	25.2	79.8
Region 9	n.a	17	28.5
Region 10	n.a	2.5	3.7
<i>Source: Bureau of Statistics</i>			

### Tenure Status of Dwellings

The concept of land tenure as it relates to households and as used in the census, refers to the legal and financial arrangements under which households occupy living quarters. It does not refer to the legal or other arrangements surrounding the occupancy of the land upon which dwellings have been constructed. While the proportion of households owning their homes increased from 1980 to 1991, it remained steady between 1991 and 2002. This may be because the increases in 2002 in the number of squatters and the number of rent-free

Year	Owned	Squatted	Rented (PRIVATE)	Rented (GVMT)	Leased	Rent free	Other
1980	56.1	1.0	24.7	1.4	1.0	11.6	0.7
1991	63.2	1.5	20.2	2.2	0.3	12.0	0.7
2002	63.8	2.3	14.3	0.4	0.5	17.4	0.2

households were offset by a decrease in the proportion of rented private dwellings.

Source: Bureau of Statistics

### Water

Safe water in Guyana comes from two primary sources: treated tap water from ground water and surface water, and bottled water. Huge investments in the water sector over the past 12 years resulted in over 74 percent of the population having access to safe drinking water in 2002<sup>1</sup>. This represents an improvement of 24 percent over the preceding decade. The national averages over the period mirrored improvements in the regions. Specifically, Regions 3, 4, 5, 6, and 10 exceeded the national average while the interior or hinterland regions, on account of the difficult terrain, showed only modest improvements. Region 8 remains the area where access to safe drinking water is most problematic.

Region	Households with Access to Safe Drinking Water	
	1990 (%)	2002(%)
1	35.4	47.5
2	65.8	96.7
3	68.4	96.1
4	72.1	89.8
5	73.8	91.4
6	69.8	95.6
7	52.1	64.7
8	21.7	26.6
9	31.8	42.9
10	67.5	80.2
National	50.1	74.2

Source-Bureau of Statistics

<sup>1</sup> No question was asked in the 1980 census about access to safe water as the sale of bottled water did not become prevalent until the 1990s.

### Sanitation

Improved sanitation facilities are defined as linkage to the sewer system or to a septic tank or cesspit. There is a positive trend at the national level, with the number of households with improved sanitation increasing from 31% in 1991 to 40.1% in 2002.<sup>2</sup> The rise in the national

TABLE: 2.4 ACCESS TO IMPROVED SANITATION BY REGION, 1991-2002		
Region	1991	2002
1	9.3	11.6
2	32.4	41.6
3	19.5	28.6
4	42.3	55.8
5	14.8	20.2
6	15.9	27.8
7	17.1	21.4
8	4.1	6.1
9	3.2	4.7
10	32.8	47.3
National	31.0	40.1

*Source: Bureau of Statistics*

average, however, masks serious shortcomings in several regions. Regions 1, 8, and 9 have the lowest concentration of septic tanks and are way below the national average, whereas Regions 2, 4 and 10 exceed the national average. Region 4 is, by far, the area with the highest connectivity to sewer, septic tank or cesspit.

Improvement in access to waste collection and disposal facilities is also evident in 2002, with census data indicating that 22% of households benefit from waste collection services, although the burning of rubbish continues to be the most utilized and most expedient method of getting rid of waste for 67% of households.

### Electricity

The main source of lighting for over 69% of households nationally is electricity—not only are these households connected to GPL service but they utilize it more frequently than other options. About 25% of the population, however, is still reliant on kerosene lamps and self-generated power, particularly in Regions 1, 7, 8, 9 and 10

### Education

The table below shows a fairly consistent increase in the highest level of education attained by region, from 1991 to 2002. It is clear that access has a significant effect on rates of educational attainment, and the number of persons indicating university/tertiary-level education is lowest in the hinterland regions. At the national level, this increase is most marked at the university/tertiary level and at the secondary level. The comparatively high levels of population with secondary education in Region 4 can possibly be explained by the high concentration of secondary schools relative to other regions and the consequent greater access to secondary education.

<sup>2</sup> The 1980 population census did not include questions on sanitation.

At the national level and for almost all the regions, gross enrolment rates exceed 100%. This is because some of the children enrolled at this level are not of the requisite age (between 6 and 11). This happens when children begin primary school at younger ages than stipulated and when children enter primary school at older ages, and remain in school when they are older than 11. In addition, repetition rates may account for higher enrolment ratios. Enrolment ratios at the secondary level also show marked improvement over the last 20 years. Nationally, secondary enrolment ratios rose from 54.5 percent to 65 percent.

Region	Primary		Secondary		University/Tertiary	
	1990	2002	1990	2002	1990	2002
1	7374	10,547	1898	5,320	21	109
2	17947	19,343	6791	19,971	103	607
3	39469	40,000	19658	41,982	506	2,323
4	98304	96,226	84887	135,124	4714	15,481
5	22212	18,824	8461	22,766	143	980
6	57414	50,596	32732	48,277	430	2,230
7	5595	5,765	2841	7,180	29	206
8	1975	3,281	546	4,000	2	39
9	5181	7,213	109	6,292	20	78
10	12690	11,729	11330	19,984	249	914
<b>National</b>	<b>268161</b>	<b>263,524</b>	<b>169243</b>	<b>310,897</b>	<b>6217</b>	<b>22967</b>

Source: Bureau of Statistics

All regions registered gains in enrolment ratios over the last 20 years although the hinterland regions continue to fall short of the national average. In part, the difficult terrain, population size and the harsh living conditions present serious challenges to physical infrastructure and to recruiting and retaining teachers.

TABLE: 2.6 PRIMARY &amp; SECONDARY ENROLMENT RATIOS, 1980-2002

	1980	1991	2002
<b>National</b>	102.3	105.3	103.4
<b>Region 1</b>	99.2	101	102.4
<b>Region 2</b>	101.2	101	103.5
<b>Region 3</b>	102	103	103.4
<b>Region 4</b>	102.2	103.2	104.1
<b>Region 5</b>	105.2	110.6	105.2
<b>Region 6</b>	103.5	107.3	105.2
<b>Region 7</b>	104.2	108.5	103.5
<b>Region 8</b>	102.2	113.2	107.3
<b>Region 9</b>	117.2	126.6	120.1
<b>Region 10</b>	103.2	105.7	102.4

	1980	1991	2002
<b>National</b>	52.1	54.5	65.0
<b>Region 1</b>	27.1	29	32.5
<b>Region 2</b>	43.5	45.2	52.1
<b>Region 3</b>	49.6	53.3	69.5
<b>Region 4</b>	58.7	63.3	75.8
<b>Region 5</b>	44.6	48.7	58.9
<b>Region 6</b>	45.2	47.8	57.5
<b>Region 7</b>	35.4	38.4	46.2
<b>Region 8</b>	18.2	20.1	33.5
<b>Region 9</b>	23.2	26.7	35.4
<b>Region 10</b>	55.8	65.5	79.6

Source: Bureau of Statistics

## Health

The crude birth rate represents the total number of live births per 1,000. This indicator is closely linked to the age structure of the population, and will be higher in populations where more of the women are of childbearing age (15-49). It is this linkage that most probably best explains the slight decrease in the crude birth rate from 25.19 in 1991 to 23.29 in 2002. Indeed, concomitant population figures indicate a decline in the proportion of the female population between the ages of 15 and 64 from 31.11% in 1991 to 29.94% in 2002, and an increase in the proportion of women of non-childbearing age (1to14 and older than 65). The increase in the crude death rate may similarly be explained by the aging of the population, with 3.92% over 65 in 1991 and 4.27% over 65 in 2002.

	1980	1991	2002
Infant Mortality Rate (per 1,000)	41	43	29
Maternal Mortality Rate (per 1,000)	NA	140.1	134.7
Crude Birth Rate (per 1,000)	29.84	25.19	23.29
Crude Death Rate (per 1,000)	7.34	7.16	7.22
Doctor/patient ratio (per 10,000)	1.6	3.3	4.6
Nurse/patient ratio (per 10,000)	14.3	5.9	10.5
Beds/patient ratio (per 10,000)	50	28.8	42.4

*Source: Bureau of Statistics and Ministry of Health*

The infant and maternal mortality and the crude birth and death rates are all dependent on registration habits, a factor that may be especially meaningful in rural communities and for low-income and/or adolescent persons. Both infant and maternal mortality rates declined over the period, with a particularly significant drop in infant mortality between 1991 and 2002. This decrease cannot be attributed entirely to a declining birth rate, and must therefore reflect improved quality of care for expectant mothers and babies.

Another interesting trend in the health sector is the steady rise in the doctor/patient ratio over the last 20 years. The establishment of the medical school at the University of Guyana and the influx of specialized doctors from other countries through bilateral arrangements, may account for this outcome. Even so, the rate of 200 patients per doctor is still too high. The fact that over 80 percent of these doctors are located in Region 4 raises serious issues of quality of care and access to doctors, especially in hinterland regions. Another troubling issue is the low nurse to patient ratio, which among many factors may be attributed to the migration of health professionals to the Caribbean, North America and the United Kingdom. Bed to patient ratios, which declined precipitously between 1980 and 1991, are recovering as a result of the establishment of several private hospitals and the expansion of government hospitals over the last ten years.

### Labour Force Participation

The figures show a steady increase in the numbers of the male and female populations active in the labour force. In 1980, about 85 percent of male and 26.1% of female adult populations were economically active. In 1991, males were still more economically active than females, although these proportions declined to 74.4% for males and 25.1% for females. Higher economic activity rates for men relative to women are the norm for most populations and reflect the traditional division of labour between men and women, in which the livelihood and economic support of the family is regarded as the male responsibility, while women are more engaged in homemaking and the nurturing of children. Significantly, between

	Male			Female		
	1980	1991	2002	1980	1991	2002
Worked	148,979	164,319	166,952	43,657	59,048	69,653
Had job, did not work <sup>3</sup>		96	948		20	340
Looked for work	4,176	4,525	8,813	115	903	4,668
Wanted work and available	5,306	664	6,104	3,424	159	3,557
Home duties	2,257	35,245	10,737	139,634	159,226	124,340
Attended school	2,868	11,218	16,434	4,339	13,875	17,625
Retired	10,643	8,384	13,035	4788	2,169	12,277
Disabled/unable	4,783	4,048	5,605	4779	3,740	4,356
Other	10,104	409	1,217	5020	146	462

*Source: Bureau of Statistics*

1991 and 2002, there is an 18 percent increase in the number of women working, while there is a decrease of about 22 percent in the number of women engaged in home duties. The implications for policy formulation in human services could mean increased demand for childcare services and other child related programmes.

### Poverty and Vulnerability

Poverty is often correlated with vulnerability and social exclusion. Some groups may be at risk because of inherent vulnerabilities such as gender, ethnicity, or other factors such as disability, class, region of residence and family configuration. Furthermore, certain combinations of vulnerability may be strongly correlated with poverty, such as living in remote and isolated regions or female-headed households. The high degree of correlation between certain combinations of vulnerabilities and poverty is increasingly leading development practitioners towards using the former as proxies for poverty, and to develop poverty reduction policies that specifically target these most vulnerable groups.

Without seeking to prioritize the needs of certain groups above others and recognizing that there remains a great deal to be done to address the nexus between poverty and vulnerability, this section highlights some of the particular problems associated with three factors: disability,

<sup>3</sup> This question was not asked in the 1980 census

rural isolation, and HIV/AIDS, and some measures that the Government has taken to address these.

### **Disability**

Data pertaining to persons with disabilities is largely non-existent in Guyana. Estimates from the Pan American Health Organization placed the number of persons with disabilities in Guyana in 1993 at 71,800, and based on the 1991 census, the percentage of the population living with disabilities was then 9 percent. The 2002 census was the first to include specific questions in this area, and provides the most recent estimation of prevalence of disability in Guyana, with 6.7 percent of the population reporting a disability.

Persons with disabilities are often the most disadvantaged of all groups in society. Many do not have access to education and employment, which can lead to social and economic exclusion. The situation confronting most people with disabilities in Guyana is one of limited opportunities, limited access to basic social services, lack of programmes, negative social treatment and inability to participate fully in society. Services and facilities are typically inadequate, non-existent or provided on an ad hoc basis.

Efforts to mitigate the situation have resulted in the National Policy on Rights of People with Disabilities, which provides for the establishment of a National Commission on Disability (NCD). The NCD was officially launched in December 1997. Its primary functions are to develop and implement programmes to ensure the equalization of opportunities within the framework of the National Policy; advise the government on all issues relating to people with disabilities; and monitor the implementation of the policy. It collaborates with the Ministries of Health, Education, and Labour, Human Services and Social Security, and networks with international disability organizations, the private sector and the Labour Movement. At present, the NCD is undertaking a survey of 1,500 persons with disabilities across four regions in Guyana (4, 6, 7, & 9). The survey is intended to study the characteristics, attitudes, perceptions and needs of persons with disabilities in selected communities. A key activity of the NCD in 2005 is the drafting of legislation to protect the rights of persons in Guyana. The legislation is based upon the National Policy for persons with disabilities, established in 1997. The draft legislation will be presented for Cabinet approval by end 2005.

### **Geographic Distribution of Access**

The provision of social services and the generation of economic opportunity in rural and isolated communities present unique challenges in Guyana. The census figures clearly reveal that the basic needs of communities in hinterland regions are not yet being adequately realized. Rural regions, for instance, have lower percentages than coastal regions of households with access to improved sanitation, and residents in Regions 1, 8, 9 still rely primarily on rainwater collection and wells for drinking water.



Crucial steps necessary for more equitable geographic development include the development of infrastructure, particularly with regard to communications and access by air, road or boat, and the reform of the local government system. In spite of the prohibitively high cost relative to population numbers, some progress has been made towards improving airstrips, providing boats, increasing the capacity to communicate by radio, and improving the quality of services provided within communities. Line ministries and the BNTF and SIMAP programmes are implementing special intervention strategies with a focus on infrastructure development and access to basic health and education<sup>4</sup>. The Ministry of Amerindian Affairs has also made significant strides not only in community development but also in supporting and facilitating the empowerment of Amerindian communities.

### **HIV/AIDS**

The rapid spread of HIV/AIDS among the most productive sectors of the Guyanese population has been one of the more daunting challenges facing the nation. In addition to the devastating impact on the lives of infected persons and their families, the deleterious effects of HIV/AIDS on the social and economic fabric of society are by now well understood and documented. Within the past year, the Government has significantly scaled up the scope and intensity of efforts to curtail the spread of HIV/AIDS, and increased capacity to treat and provide care for People Living with HIV/AIDS. These efforts are taking place under the aegis of the Ministry of Health, in partnership with international donors, and international and local NGOs.

Some noteworthy results of the enhanced effort include the expansion of Prevention of Mother to Child Transmission (PMTCT) programmes to all ten administrative regions, and the availability of treatment and care programmes in at least one site in all regions. Improved testing capability, a new public health laboratory, and improved home-based care for HIV+ patients are also critical components of the multi-pronged national approach. In addition, considerable resources have been focused on strategies for prevention and behavioral change communication among young people and other particularly vulnerable groups, including incarcerated populations and the disciplined services. These efforts have seen the HIV prevalence rate among blood donors decline from 0.8% in 2003 and 0.6% in 2004.<sup>5</sup>

---

<sup>4</sup> These issues are dealt with in depth elsewhere in the document.

<sup>5</sup> Ministry of Health data.

*Chapter*


## **Review of the Economy, Governance and Institutional and Regulatory Reforms**

This chapter reviews Guyana's progress in meeting its PRSP commitments of generating broad-based economic growth and improving the governance and institutional and regulatory frameworks. It also addresses the following specific areas of intervention: pursuance of prudent macroeconomic policies; policies to support private sector growth and poverty reduction; expansion of the economic base to benefit the poor; restructuring and modernization of the traditional sector; development of new sectors to support growth; good governance; and legislative, institutional and regulatory reforms. For ease of presentation and analysis, the planned actions and implementation outcomes and achievements in 2004 as set out in the last Progress Report, are captured in Annex 1 of the report.

### **(a) The Macro Economic Framework**

Guyana continued to (i) pursue prudent macro economic policies; (ii) manage its external debt situation; and (iii) implement fiscal and monetary reforms.

### **(a) Prudent Economic Policies**

The economy grew at 1.6 percent reversing the negative growth of 2003. Leading this positive growth rate was the expansion in the sugar sector and services. In sugar, favorable weather conditions led to increases in production of 7.6 percent while growth in the construction, transportation and communications sector, and distribution and financial services accounted for 2.3 percent growth. The mining sector contracted by 6.6 percent on account of a steep decline in gold production principally due to the near completion of operations at OMAI. Bauxite output also fell by 12.4 percent, partly attributable to the continued restructuring of Linmine. The manufacturing sector remained flat.

Despite the steep rise in oil prices and its impact on the productive sector and services, the consumer price index registered a growth of 5.5 percent, slightly higher than the 4.9 percent recorded in 2003. On the fiscal front, current revenues rose by 13.8 percent to G\$52 billion due largely to increased international tax receipts, the implementation of ongoing tax reforms and growth in direct taxes. On the other hand, current expenditures increased by just under 1 percent. Reduced external interest payments resulting from E-HIPC and the decline in the treasury bill rate contributed to this outcome. Capital expenditure increased by 30 percent to G\$22.5 billion, reflecting accelerated implementation of the investment programme. As a result of these developments, the deficit of the non-financial public sector amounted to 4.4 percent of GDP. Complementing the tight fiscal stance was prudent monetary policy, which

focused on liquidity management, price stability, private sector credit growth and a responsive exchange rate.

The deficit of the current account of the balance of payments improved from 12.1 percent of GDP in 2003 to 10 percent of GDP in 2004, with increases in imports, particularly of capital and oil, keeping pace with the growth in exports. . Merchandise exports rose by 11.7 percent while the similar growth in reflected a 15 percent rise in the fuel bill and a 19 percent increase in capital and other goods. The capital accounts recorded net inflows of US\$56 million due mainly to higher net disbursement of loans and private capital. Even so, the large one-off transaction in the escrow account for Guysuco's Skeldon factory worsened the overall deficit of the balance of payments. This deficit was financed from reserves of the Bank of Guyana.

TABLE 3.1: GUYANA – KEY ECONOMIC INDICATORS, 1998-2004							
	1998	1999	2000	2001	2002	2003	2004
<b>Production &amp; Prices</b>							
Real GDP (factor cost)	-1.7	3	-1.4	2.3	1.1	-0.7	1.6
GDP deflator (factor cost)	2.6	12.8	4.3	1.5	3.7	5.4	5.8
Consumer prices (average)	4.6	7.5	6.1	2.7	5.3	6	4.7
Real GDP per capita	-1.5	1.9	-1.7	1.9	0.8	-1	1.2
<b>National Accounts</b>							
Investment	28.8	23.4	22.6	20.8	21.6	21.5	22.1
Private Sector	13.4	11.8	8.8	6.8	8.3	6.5	5.7
Public Sector	15.4	11.6	13.8	14	12.6	14.5	16.4
National Saving	15	12.6	7.3	2.3	6.2	8.9	9.7
Private Sector	6	6.4	6.8	3.7	7.4	8.6	4.3
Public Sector	9	6.2	0.5	-1.4	-1.3	0.4	5.4
External Current Account Balance (Excluding Transfers)	13.7	10.8	-15.6	-18.5	-14.8	-12.1	-12.0
Fiscal Overall Balance (before grants)	-6.8	-6.1	-1.4	-17.2	-14.2	-13	-11.0
Grants (including HIPC Relief)	1.6	4.4	7.7	8.4	8.2	4.6	6.5
Fiscal Overall Balance (after grants)	-5.2	-1.7	-6.3	-8.8	-6	-8.4	--4.4

Source: PCPMU and Ministry of Finance

### (b) Debt Management

Guyana's debt burden declined in 2004 as eight creditors agreed to cancel 100% of outstanding debt stock. As a result, by end-December 2004, the stock of external debt declined by 1.2% to US\$1080 million. Associated with this development, debt service payments fell by 12.2% to US\$43.7 million, equivalent to about 10% of exports of goods and on-factor services. This phenomenal decline in the stock of debt is attributable to Guyana's inclusion and/or qualification as a highly indebted poor country (HIPC).

**( c )      Fiscal and Monetary Reforms**

The Government continued to implement structural reforms to improve its macroeconomic framework and lay the basis for sustained growth. To this end, the Bank of Guyana continued to make substantial progress in banking supervision and prudential regulations. The Financial Institutions Act and the Bank of Guyana Act were amended to strengthen supervision and fiduciary oversight in the financial sector. In addition, the central bank engaged in a number of capacity building exercises, including hosting an anti-money laundering seminar for a wide cross section of stakeholders, bank examiners and inspectors.

The Government also began to implement the Fiscal Management and Accountability Act (FMAA) with the passage of its regulations in December 2004. This Act provides for the regulation of the preparation and execution of the annual budget; the receipt, control and disbursement of public moneys; the accounting for public moneys; and other matters connected with or incidental to the transparent and efficient management of the finances of Guyana. The Integrated Financial Management System (IFMAS) also became operational in January 2004. The IFMAS computerized several aspects of the government accounting function, resulting in more efficient processing and recording of transactions and the generation of timely and accurate financial reporting information. The new system also provides accounting officers and their staff with a modern, practical approach to the management of, and accounting for, government expenditure.

Reforms were also initiated to strengthen the Project Cycle Management System (PCMS). The design of an institutional model for the PCMS was completed, while work to develop the operating procedures and guidelines for the prioritization of projects in the public sector investment programme, was initiated. In addition, a database of projects, including project profiles and relevant information for monitoring and evaluation is being developed. The completion of this project will improve the design, monitoring and evaluation of the public sector investment programme and will advance ongoing efforts to target resources for poverty reduction.

A number of initiatives were also taken to advance tax reforms in 2004. In particular, the Customs Duties (Amendment) Order was issued to minimize discretion in the granting of exemptions. To this end, administrative guidelines and criteria were put in place to aid the granting of exemptions. In addition, in July 2004, the Guyana Revenue Authority (GRA) began the publication of tax exemptions to further improve transparency in the conduct of tax exemptions. In line with this, the Customs (Amendment) Bill was passed. This legislation, which gives effect to the revised Harmonized Commodity Description and Coding System, incorporates amendments made under the Fiscal Enactment Amendment Act, the Customs Duties (Amendment) Order and the decisions of the July Meeting of the Council of Trade and Economic Development (COTED).

Further, the Guyana Revenue Authority (GRA) updated and enhanced systems for registering taxpayers, accounting for revenue collections and controlling refunds. A committee was established to implement the new Taxpayer Identification Number (TIN) system and the operations of the License Revenue Office were computerized. The operations of the Examination and Investigation, Field Audit, Consumption Tax Audit and Post Assessment Verification Units were consolidated into the Audit and Verification Division. It is expected that this will result in more efficient collection of tax arrears.

Under GRA's anti-corruption programme, a new Internal Affairs Division was mandated to investigate corrupt practices and complaints against employees, and to recommend appropriate disciplinary action. A Monitoring/Surveillance Unit was also established, monitoring officers trained and surveillance equipment installed at the Cheddi Jagan International Airport and Customs Transit Sheds.

Policies, procedures, and systems that were implemented for the administration of the following Acts and Customs Orders include:

- Fiscal Enactments (Amendment) Act No. 2 of 2003
- The Customs Duties (Amendment) Order No. 29 of 2003
- The Customs Duties (Amendment) Order No.2 of 2004

Finally, further steps were taken to increase transparency in public tendering and procurement. To this end, legislation was passed to establish a tribunal to hear appeals to decisions of the Public Procurement Commission (PPC). This paves the way for resolution of grievances of the public when the PPC becomes operational.

### **Creating Opportunities for Private Sector Growth**

The Government took several steps to create opportunities for Private Sector growth and development. Some of these steps included:

#### **(a) Investment Promotion**

In spite of political instability, the Government continued its drive to promote private investment. Two approaches were adopted. First, investors were directly approached about business opportunities in Guyana and second, the investment climate was improved through laws and tax reforms that ensure transparency and security for investors. These measures are beginning to work. In 2004, four large investors began the process of establishing projects in the mining and hospitality industries, with estimated costs of over US\$800 million. In the mining sector, the Russian Aluminum Company (RUSAL) invested US\$20 million in the Bauxite Company of Guyana Incorporated (BCGI). Cambior also signed a contract to enter into a joint partnership with the Government in Linmine, which will result in the injection of nearly US\$40

million into the privatized company. Two companies were also in negotiations with the Government to establish five star hotels in Guyana.

On the domestic front, the Institute of Private Enterprise Development (IPED) continued to play a significant role in the development process and in stimulating entrepreneurship. During the year, IPED funded 1,524 loans valued at G\$135 million under the Poor Rural Communities Support Services Project (PRCSSP). IPED also saw an increase in the numbers of their hinterland and Amerindian clients. In addition to the Hinterland Thrust, new developments for IPED in 2004 included an initial outreach to younger clients; the promotion of sustainable aquaculture initiatives in the Takatu area in collaboration with SBARAE, a Brazilian NGO; and the provision of skills training to clients.

The EMPRETEC Programme was launched in 2003 to provide a realistic and focused strategy to promote entrepreneurship in order to contribute to the creation of employment and the eradication of poverty. The program is mandated to provide special support to small and medium enterprises and start up entrepreneurs, and to facilitate access to services such as entrepreneurship training, quality management and control, export support services, networking and assistance in fostering business linkages. Since its establishment, the client base has grown to in excess of 200 whose businesses have shown tremendous expansion. The level of business activity among the EMPRETEC entrepreneurs is also sizeable. The EMPRETEC Centre is currently in the process of assessing the full economic impact of the programme over the last two years. However, preliminary estimates indicate an average increase in employment in these businesses of approximately 60%.

**(b) Export Promotion**

Many initiatives were undertaken in 2004 in support of export promotion. Efforts were made to streamline the Import and Export License application process, including making application forms available on the web. In addition, the Guyana Office for Investment (GoInvest) hosted three Guyana Trade and Investment Expositions in Trinidad, St. Lucia and Barbados. The expositions are part of a series of road shows hosted by GoInvest throughout the Caribbean, to build awareness of export-ready Guyanese products. GoInvest also aims to expand market share and develop new markets through the overseas Guyanese community; to upgrade skills for trade shows; and to promote trade and investment through meetings and joint ventures. The 2004 expositions showcased about 200 companies from a wide range of sectors, with companies in the fresh and processed foods sector being represented by the Guyana Marketing Corporation, and resulted in export opportunities for many of the participating agencies.

**( c ) Expanding the Economic Base to Benefit the Poor**

The Government continued to pursue and support the diversification and development of new activities in order to reduce the economy's dependence on a few primary commodities and to bolster employment, especially in rural, hinterland, and depressed communities. To this end, the Government has been encouraging medium and large scale operators in the gold mining industry to fill the void that will be created by the closure of OMAI Gold Mines. Vanessa Ventures is conducting tests that may lead to the development of an underground mine to exploit gold reserves. Two other companies, Gold Stone Resources and the Guyana Goldfield are conducting similar explorations.

In the area of petroleum exploration, the Spanish firm, REPSOL, has joined CGX Energy Inc. in search of oil reserves. CGX invested a further US\$7.3 million to drill up to five wells in an area where there is a high probability of gas and oil finds. Ground Star Resources Ltd is also examining the feasibility of exploring oil in the Takutu Basin.

Tourism continues to emerge as a promising new growth area, expanding its contribution to national income, foreign exchange earnings and employment generation. In 2004, tourist arrivals broke a ten-year record with numbers of 125,000 and the largest number of cruise ship arrivals.

**Restructuring and Modernising the Traditional Sector**

Guyana's traditional sector continues to contribute significantly to growth, job creation and foreign exchange earnings. To sustain these developments in an increasingly competitive global market, the Government is taking several measures to restructure and modernize the sector.

AgricultureRural Agriculture

The Government implemented initiatives to support poor rural farmers involved in crop production including rice and sugar. Such support included the rehabilitation of drainage and irrigation schemes, financing through on-lending from IPED, and promotion of microenterprise through financial support for community- based initiatives. In addition, through the Agricultural Support Services Project designed in part to address rural poverty, the Government (i) provided Farmer training in agronomy; (ii) support for the production of pure line seed paddy; (iii) production of improved rice seed to support improved productivity; (iv) established a Pesticides and Toxic Chemicals Laboratory to provide analyses on crop residues to ensure

safe levels with relevant environmental data; and (v) provided support for the establishment and maintenance of quality standards. A Veterinary Surveillance laboratory to maintain checks on animal health and disease was also established.

#### The Sugar Sub-sector

The restructuring and modernization of the sugar sector continues apace. In the sugar sector, the Guyana Sugar Company (Guysuco) continued to implement its shareholders agreement with the Government.

The company continues to reduce its cost of operations with emphasis on containing its wage bill through voluntary attrition, and by keeping wage increases in tandem with inflation. Sugar cane fields are also being developed in the Skeldon area to allow for increased production to support the new factory. Furthermore, incentives are being given to private cane growers to supply Guysuco. This will help reduce overhead and improve the efficiency of the industry. The company has also partially moved from Annual Productivity Incentives (API) to Profitability Incentives. To this end, the new management contract incorporates key features that tie bonuses and other payments to the company's profitability, cost reductions and productivity indicators such as factory efficiencies.

Guysuco completed all agreements leading to the construction of a new sugar and cogeneration factory at Skeldon. Agreements were signed with the turnkey contractors in July 2004, and the concessional loan facility was extended from the Government of the People's Republic of China to facilitate the construction of a cogeneration plan. The cogeneration facility will supply 10 megawatts of electric power to the national grid in Berbice. Progress is also being made with the Agricultural Improvement Programme, as evidenced by the increasing trends of sugar production in the Demerara estates.

#### The Rice Sub-sector

In spite of challenges resulting from increased cost of inputs, drainage and irrigation problems and delayed payment to farmers by some millers, there were significant improvements in the rice industry in 2004. Although there was a reduction in paddy production during the year, exports increased in 2004 to 243,093 tonnes or US\$55,066,534.00, the highest export value since 1999. This figure is an indication that the industry is recovering from the decline in export values of the recent past, which were due mainly to difficulties in both the CARICOM and EU markets.

Table 3.2 lists rice statistics for the past six years. Some of the 2004 increase in export volume was due to the increased production in the first quarter of 2004. Some success can also be attributed to the increase in the price during the second crop, with cargo rice



increasing from US\$208 to US\$225 per tonne and white rice moving from US\$255 to US\$280 per tonne. It is expected that this price trend will continue into 2005.

**TABLE 3.2 RICE PRODUCTION AND EXPORT STATISTICS 1999-2004**

Year	Hectares Harvested	Paddy Production	Yield(tonnes per hectare)	Rice equivalent (tonnes)	Quantity exported (MT)	Value US\$
1999	147,071	562,260	3.8	365,469	252,519	US\$71,035,677.51
2000	115,872	448,740	3.8	291,967	207,638	US\$51,790,072.00
2001	124,565	495,862	3.8	322,310	209,042	US\$50,061,834.00
2002	107,902	443,654	3.9	288,375	193,416	US\$45,463,590.45
2003	127,662	546,183	4.1	355,019	200,432	US\$45,273,049.61
2004	115,742	500,911	4.3	325,592	243,093	US\$55,066,513.74

*Source: Guyana Rice Development Board*

Achievements in research in 2004, saw the release of a high yielding and blast resistant variety, G98-135, for cultivation. This variety has the capacity to yield in excess of 36 bags per acre, and at the same time, maintain a milling yield of 55/70. Rice producers also benefited from a reduction in the level of paddy bug infestation in the Autumn Crop 2004, as damaged grain content was reduced from an average of 8-10% for the previous season to less than 3% for the Autumn Crop. Work has also begun on a "Rice-Fish" cultivation project with assistance from the Food and Agriculture Organisation (FAO), designed to provide additional income to rice farmers.

GRDB's technology transfer programme provided extension service for rice farmers at several levels. Achievements included the following:

- one hundred and eighty one (181) Farmers' Field School (FFS) sessions were held throughout the country, in which one thousand two hundred and forty two (1,242) farmers participated. This is a new method of technology transfer being used by GRDB.
- twelve (12) field days were held to give farmers the opportunity to assess the performance of the advanced lines on trial
- 27,125 bags of seed paddy were produced by the Research Station for sale to farmers, eight hundred (800) of which were distributed free to farmers provide to assistance due to crop losses as a result of adverse weather conditions
- nine (9) consultations were held with farmers and millers to address concerns that arose during the purchasing of paddy
- GRDB, assisted by staff from the Rice Producers' Association (RPA), intensified the monitoring of rice mills during the purchasing of paddy. Officials of GRDB were stationed full time at some mills during purchasing, to ensure fair practice in the trading of paddy
- Six (6) training courses on "Paddy Grading and Warehouse Management." were conducted by GRDB
- GRDB in collaboration with the Guyana National Bureau of Standards (GNBS) intensified the monitoring of scales used in the weighing of paddy, and conducted

three demonstrations to assist farmers in the use of the mechanical and electronic bulk scales.

Guyana's main rice markets continue to be the European Union (EU) and CARICOM but in 2004, sales of rice to non-traditional markets, including Brazil, Peru, Dominican Republic and Haiti, increased.

Support for the non-sugar and non-rice agriculture sector resulted in the fostering of the growth of domestic markets for local produce and the expansion of extension services to support small-scale agriculture. To this end, the Ministry of Agriculture provided extension services to farmers and the New Guyana Marketing Corporation (NGMC) facilitated marketing services to agro-processors and exporters of products within the non-traditional sector. Further, NGMC provided technical advice and training to farmers, agro-processors and exporters and established a pack house to facilitate the processing of fresh produce for the Caribbean market, primarily for produce destined to Barbados, Antigua and St. Lucia.

#### The Fishery and Livestock Sub-sectors

Special emphasis was also placed on improving productivity in the fishery and livestock sectors. Significant progress in the areas of aquaculture and marine fisheries resulted in the aquaculture fish stations at Mon Repos and Anna Regina producing a steady supply of fingerlings, some of which were distributed to farmers in the respective regions. An FAO project on Integrated Fish Farming in Region 6 has been progressing well. With respect to marine fisheries, the Fisheries Department has been coordinating with the Caribbean Regional Fisheries Management (CRFM) to carry out assessments on three (3) species of great economic importance: seabob, sea trout and red snapper.

As of December 2004, the National Dairy Development Programme (NDDP) had established over 1,044 acres of pasture benefiting more than 70 farmers, and rendered 2,721 inseminations to improve the national herd. In addition, as part of its assistance with technological transfer, the NDDP established feedlots in Regions 4, 5 and 6 with funding from the CDB. These feedlots are to be used as models for individual farmers. The NDDP also improved access to the Caricom market for Guyana beef and in 2004, beef was exported to Grenada. NDDP sought to further strengthen export capabilities by approaching several funding organizations to finance the construction of an abattoir to meet the required standards for the exportation of beef.

In spite of these improvements, the NDDP noted a reduction in the cattle population resulting from a number of factors, including increased enforcement of public health regulations, poor market opportunities, migration and cattle rustling. There is also a shortage of land for cattle rearing purposes and improved pasture establishment, due to competition for the resource for crops and housing.

The Guyana Marketing Corporation highlighted limited capacity as a key challenge to the exportation of non-traditional agricultural produce. In particular, transportation problems, limited air cargo space and a lack of consistency in the quality of some produce, limit the list of admissible products entering the US market. These contribute to a negative perception of Guyanese products in external markets.

### Forestry

Investments in the forestry sector led to the establishment of two new projects-- Karlam Timbers Limited and Caribe Products International--and the expansion of the operations of Barama Timber Company, Demerara Timbers Limited, Tradewind Marine Industries and the Guyana Furniture Manufacturing Company, resulting in the recruitment of new workers into the sector.

### Mining

As with the sugar industry, the mining sector, and particularly the bauxite sub-sector, is undergoing major restructuring. The private sector companies have now taken over the operations of Guyana's bauxite mining company, with Omai Bauxite Company (formerly Linmine) already re-employing 575 staff. Omai Bauxite Company has so far invested over US\$15 million towards restructuring the company. While OBMI's efforts will be directed initially towards refractory bauxite production, sufficient resources have been made available by the Government to permit the evaluation of, and supply for, an alumina plant project. Discussions in this regard are underway.

The privatization of Linmine assets through the creation of OBMI has reduced, virtually to zero, the large sums that were being provided to Linmine to finance its operations. However, residual obligations remain to support a Linmine Secretariat and to fund electricity subsidies in the area, even while government works to disengage from a prior arrangement with Linden Power Company. To this end, Omai Services Company is establishing a 15 MW power station to ensure reliable power generation.

Considerable progress was also made towards identifying investors and initiating negotiations for the new alumina plant. In 2004, a Memorandum of Understanding (MOU) was signed with the Russian Aluminum Company (RUSAL) to facilitate a feasibility study of an alumina plant in Linden.

In summary, within the mining sector, the following major projects were completed or initiated in 2004:

- Canadian International Development Agency (CIDA)-Guyana Environmental Capacity Development Projects for mercury source characterization and miners'

environmental awareness training. These activities will come to a close in mid 2005, but will be extended through the Mining Management Improvement Project

- Re-vegetation trials for bauxite spoil areas
- Development of a land management system based on active resource identification, allocation based on merit and tenure holding based on beneficial occupation
- Identification and mitigation of key issues for pollution reduction
- Tertiary training for technologists and professionals in geological engineering streamed towards mining, environment, and geology.

In spite of this progress, key challenges remain. These include the need to overcome deeply ingrained habits relating to environmental practices; the need for better physical infrastructure and communications; and the reduction of the impact of health risks endemic to the sector. It is also necessary to develop adequate monitoring and inspectorate mechanism, and to improve technical and professional training and commitment.

### **Developing New Sectors to Support Growth**

In 2004, increased operations and the expansion of many new sectors supported economic growth. Significantly, in the Information and Communications Technology Sector, GoInvest and the Office of the Prime Minister facilitated seven investments resulting in the creation of two hundred and sixty-two new direct jobs. These included two expansion projects by the Guyana Telephone and Telegraph Company (GT&T) and the Nand Persaud International Communications Call Center. Three new projects -- Cel\*Star, Broadband and the GuyTech International Call Center initiated operations in 2004.

### **Institutional and Regulatory Reforms**

The Government continued to improve the institutional and regulatory frameworks with a view to enhancing the business environment for private sector investment and sustained growth. Key reforms were implemented in the areas of legislation, public sector reform, land development and allocation, public accountability, governance and crime.

#### **(i) Reforms to Enhance the Business Environment**

The Government implemented an ambitious legislative and regulatory reform agenda to advance its support for economic growth. The Ministry of Tourism, Industry and Commerce recently drafted the Competition and Fair Trading Bill, which will be laid before Parliament in June 2005. The objective of the Competition and Fair Trading Bill are to: (a) promote, maintain, and encourage competition and enhance economic efficiency in production, trade, and commerce; (b) prohibit anti-competitive business conduct which prevents, restricts or distorts competition or constitutes the abuse of a dominant position in the market; and (c) promote the welfare and interests of

consumers. The Bill establishes a national Competition Commission that shall carry out the functions necessary to give effect to the Bill, granting it the power to investigate potential abuses, prohibit anti-competitive agreements or activities, and levy fines. The Bill also grants powers of investigation and sanction to the CARICOM Regional Community Competition Commission, which shall be authorised to act with regard to cross-border competition issues, as described in Article 174 of the Revised Treaty of Chaguaramas.

In addition, private sector commercial activity continues to be facilitated through the processing of trade licenses, efforts to address Caricom Common External Tariff waiver requests and assess local impacts of external trade policies.

Other important legal and regulatory laws that were passed in 2004 included:

- the Small Business Act to facilitate the establishment of a small business council, a small business bureau and a small business development fund;
- the Investment Act to stimulate the socio-economic development of Guyana and to attract and facilitate investment;
- the Technical and Vocational Education and Training Act; and
- the Bill to Combat Trafficking in Persons.

Within the mining sector, a complete redrafting of the Mining Regulations took place in 2004. Mine Safety and Health Regulations were also drafted via the Ministry of Labour and Social Security and the International Labour Organization, and await final inter-agency review.

Substantial progress was made by the Guyana National Bureau of Standards (GNBS) in developing, implementing and coordinating several reforms to improve product quality for domestic consumption and exportation in 2004. To this end, GNBS, in collaboration with the Caribbean Programme for Economic Competitiveness, progressed in its efforts to have eight Guyanese companies certified to the ISO 9001 Quality Management Standard. The companies include Guysuco, the Guyana National Shipping Corporation, the Guyana National Industrial Corporation, and Guyana Stockfeeds Inc. To safeguard consumers' rights and equity in trade, GNBS carried out widespread accuracy verification of commercial scales, measures, meters and pumps, as well as surveillance at markets and businesses to ensure that all devices used in commerce are tested and stamped.

The operations of the jewellery industry were enhanced with six workshops, including training on marketing requirements for gold jewellery, the testing of gold samples, and the certification of two establishments. Ninety-eight importers were registered for the importation and retailing of commodities monitored by the GNBS.

Eight sector committees of the National Committee on Conformity Assessment were established and a plan of action was developed for the establishment of a National Conformity Assessment System. Twelve Guyana Standards covering a range of subjects, including brewery products, carbonated beverages, and occupational health and safety, have been formulated and published. Two Caricom Standards for the Specification of Rum and the Specification for Labelling of Brewery Products were adopted as national standards. Three laboratories in Guyana developed their laboratory management system to meet the requirements of the ISO 17025 standard for accreditation.

(ii) Land Development and Allocation

The Guyana Lands and Surveys Commission is responsible for the management of public lands in Guyana, including leasing and other forms of titling of public lands and undertaking surveys required for titling. Its mandate also encompasses the development of land policy and land use plans. These are important elements in the PRSP, which sets targets with respect to issuance of land titles, surveys, and the financial sustainability of the operations of the Commission.

With respect to land titling, the Commission has computerized the application and lease issuance processes, allowing for monitoring, evaluation and the disaggregation of applications and titles issued. The parcel database has also been computerized using the geographic information systems software ARCVIEW. This enables the monitoring of leases on the ground on a parcel-by-parcel basis. The Commission's financial sustainability function was also automated using ACCPAC, allowing for networking between the finance and lease issuance divisions through the rent portfolio, as well as the tracking of revenues against costs. Work to computerize the Land Registry records will be completed by the end of 2005.

The Commission tenured leases and titles for 5900 parcels of land in 2004, and titles were registered for more than 200 urban parcels. The Commission is also on target to meet its goal to reduce the time for Land Registry Transfers by private landowners, by the end of 2005.

Associated with reforms ongoing at the GLSC, significant progress was made towards strengthening the Deeds Registry through enhancement of its physical structure and IT capabilities, the training of staff, and the identification and revision of laws and procedural aspects of laws necessary to facilitate more efficient functioning of the Registry. The Deeds Registry is

charged with establishing an improved system to process transports, mortgages, intellectual property rights, business names, companies, trade unions and related matters, in a timely manner.

(iii) Public Accountability and Governance

In 2004, the Parliament of Guyana took measures to create a unified platform to increase its oversight of the Executive for better decision-making on national issues. Additional Parliamentary Committees were appointed and established for: Assembly; Standing Orders; Social Services; Foreign Relations; Economic Services; Natural Resources; Appointment of Constitutional Commissions; Constitutional Reform; Privileges; Public Accounts; Selection; and Management. Oversight functions were reposed in the four Sector Committees namely Natural Resources, Economic Services, Foreign Relations and Social Services. Terms of reference of the committees are being developed and so are the rules of engagement. The main objectives of the Sectoral Committees are to:

- summon persons to provide evidence and to scrutinize Government documents and records;
- review the programmes and projects undertaken by the Executive, and agreed and arranged by the committees;
- utilize the advisory services of experts in the discharge of their mandates; and
- submit periodic reports to the National Assembly on the status of their work.

On the commitment by Parliament to put measures in place for the strengthening of institutional capacity and the functional operations of the National Assembly, the Commonwealth Parliamentary Association provided a consultant to work directly with and provide advice to the Speaker and Clerk of the National Assembly. Steps were also taken to engage the services of specialists and other sources of advice for the Sector Committees. In addition, UNDP facilitated the construction, furnishing and equipping of an Information Technology Centre in the Public Buildings. Finally, the Ministry of Finance developed internal control of expenditures with the installation and implementation of the Integrated Financial Management Systems (IFMAS).

(iv) Local Government

In 2004, efforts continued to be made to promote capacity building and institutional strengthening within the local government system, with the Ministry of Local Government responsible for overseeing, coordinating and

ensuring local government organs' conformity to the laws of Guyana and the policies of the Government. The Ministry's 2004-2007 work programme included the dissemination of national policies for implementation by the Regional and Local Government Administrations, and the provision of technical advice and guidance to ensure compliance with the laws that govern these entities. Within the 10 Administrative Regions, the Ministry is responsible for the rehabilitation, maintenance and construction of roads, bridges, drainage and irrigation, power generation and other infrastructural works. The Ministry is also charged with monitoring two projects: Phase II of the Urban Development Programme and the Municipal Solid Waste Disposal Programme.

Progress in 2004 included the establishment and incorporation of the Municipal Services Department into the Ministry of Local Government and Regional Development. The Department oversees maintenance and development of infrastructure within the six municipalities. The Ministry coordinated and implemented activities under the Guyana Municipal Governance and Management Programme, a five-year project to strengthen local governance and management within the municipalities of Guyana.

In an effort to improve accountability, eight Regional Development Officers were appointed to monitor and evaluate capital works contracts within the various Regional Democratic Councils. These Officers, however, require the requisite training to ensure the efficient and effective delivery of goods and services. The Ministry's capacity for data collection was also enhanced by the acquisition of seven computers in 2004. In spite of such progress, the work of the Ministry continues to be hampered by resource constraints, including inadequate staffing and a lack of equipment such as computers and printers.

(v) Decentralisation of Public Services

In the 2004 PRS Progress Report, the government committed itself to decentralising basic services to the Administrative Regions, particularly with regard to the issuance of birth and death certificates, passports, house lots and land titles, and the processing and facilitation of exports. The Ministry of Home Affairs has since established branches of the General Registrar's Office in New Amsterdam and Anna Regina for the issuance of birth and death certificates, and the issuance of passports is now the responsibility of the Immigration Units within the Police Division of these two counties.

In addition, the General Registrar's Office in collaboration with the Ministry of Amerindian Affairs also undertook an outreach exercise to Regions 1, 8 and



10 to register persons and issue birth certificates for hinterland communities. Collaboration with the Geology and Mines Commission (GGMC) has also resulted in the registration and issuance of work permits to foreign miners working illegally in Guyana's hinterland.

The Ministry of Home Affairs has identified Information Technology as a tool to improve administrative and operational efficiency in the six departments under its portfolio. The first phase of computerisation is complete, including a survey funded by the Caribbean Development Bank (CDB) and conducted by International Business Machines, which examined the structure, function, operational systems and the medium and long term IT goals of the departments. The reports emanating from the surveys included recommendations for achieving the technological goals of the departments. The second phase of this project will see the acquisition and installation of IT systems, the training of local personnel and on-going maintenance.

(vi) Justice System and Crime Prevention

The Guyana Prison Service is implementing its 2001-2011 Strategic Plan, which prioritises the use of Information Technology to improve its administrative and operational efficiency. Because of its high population density and sometimes unsanitary conditions, the prison environment is one that facilitates the transmission of infectious diseases not only within the institution but also in linked communities. The health of prisoners and the prison environment was therefore given high priority in 2004. In particular, prophylactics for malaria, filaria, small pox and other infectious diseases were administered to inmates on admission to the five prisons. In addition, professional nurses were engaged, staff trained and medical supplies procured to bolster these efforts. Health education for staff and inmates is ongoing, and an important component of this programmes focuses on HIV/AIDS.

Included in the Guyana Prison Service Strategic Development Plan 2001-2011 is the reorganization and expansion of prisoner retraining programmes to develop basic literacy and mathematical skills. A parallel curriculum provides practical training in high-demand sectors. These are remedial programmes meant to reduce the likelihood that ex-inmates will return to crime and to develop their capacity to contribute to their families and communities.

To confront and suppress violent crime in 2004, the Government of Guyana, through budgetary allocations, provided the Guyana Police Force with the manpower and

TABLE 3.3: GUYANA-SUMMARY INDICATORS OF VIOLENCE/CRIME, 2001-2004				
	2001	2002	2003	2004
Murder	79	142	206	131
Manslaughter	8	10	18	....
Robbery	38	18	17	28
Robbery under arms	1,005	1,620	1,004	1,100
Robbery with violence	222	252	172	149
Robbery with aggravation	112	134	113	58
Larceny from the person	449	411	287	317
Rape	117	137	122	170
Burglary	419	428	409	382
<i>Source: Ministry of Home Affairs</i>				

years were consolidated, efforts continued to be made in improving the image of the Force. In spite of this, major challenges remain with regard to financial and human resources.

Other reforms articulated in the Crime Action Plan of the Forces' Strategic Development Plan 2002-2006 which were implemented in 2004 included:

- (a) promoting and facilitating community policing;
- (b) creating a legal framework for the protection and operation of persons involved in community policing;
- (c) enhancing the ability of detectives to conduct criminal investigations;
- (d) developing an intelligence-led policing style and improving the quality of patrolling; and
- (e) providing a more efficient police prosecution system in the courts.

These measures have yielded some progress, with murder and robbery with aggravation declining for the period under review. Table 3.3 above provides a summary of violent crimes over the last four years.

#### The Disciplined Forces Commission

The Disciplined Forces Commission established in July 2003 for a period of 6 months, was extended for 3 additional months and concluded in March 2004. The purpose of the Commission was to investigate allegations of police brutality during a period when the country experienced an upsurge of armed robbery, murder, drug-related crime and narco-trafficking. The Disciplined Forces Commission was constituted by the National Assembly to examine matters relating to public welfare, safety, order, defense and security, including the structure and composition of the Disciplined Forces, and to make recommendations to promote their greater efficiency in meeting the needs of the public interest.

equipment necessary to improve the organisation's operational capacity. Several police stations were repaired and/or fortified, and a new station is under construction in Sophia.

Under the aegis of a new Commissioner, the Police Force is now better equipped to confront the challenges of national security. While gains made over previous

The Commission was charged with taking into account the changing nature of crime resulting from increased trafficking of illicit drugs and firearms, backtracking and money laundering; the relevance and recommendations of the International Commission of Jurists with regard to racial imbalance in the Disciplined Forces; terms and conditions of employment, remuneration, training, accommodation, criteria for promotion, discipline, equipment and logistical needs; and rules and regulations governing the issuance of firearm licenses. The findings of the Disciplined Forces Commission were presented to Government and put before the National Assembly for discussion at a Parliamentary Sub-Committee on Disciplined Forces. Work is ongoing with respect to examination of recommendations made by the Commission.

The National Assembly has not been able to establish the Human Rights Commission due primarily to the need for approval of membership. Dialogue continues on appointments to the Commission.

## Chapter

## 4

## INVESTMENT IN HUMAN AND SOCIAL SERVICES

### Investment in Human Capital

Guyana continues to make strides in developing its human and physical infrastructure. Social sector spending as a share of GDP is perhaps, one of the highest in the Western Hemisphere and in E-HIPC countries. Table 4.1 provides a summary of social sector spending over the period 1997-2004. Social sector spending presents the original HIPC expenditures while total social sector spending includes sectors that were not originally provided for in the original programme.

Table: 4.1 Guyana: Social Sector Spending 1997 - 2004

Unless otherwise indicated	1997	1998	1999	2000	2001	2002	2003	2004
	as percent of GDP							
<b>Current</b>	5.4	7.4	9.5	11.3	11.9	12.9	11.5	11.5
<b>Personnel emoluments</b>	4.2	3.8	5.6	5.5	5.7	6.2	6	5.8
Education	2.6	2.8	3.6	3.9	4	4.5	4.4	4.2
Health	1.6	1	2	1.6	1.7	1.7	1.6	1.6
<b>Other</b>	1.2	3.6	3.9	5.8	6.2	6.7	5.5	5.7
Education	0.2	1.4	1.5	1.6	2	2.3	2.4	2.7
Health	0.8	1.6	1.8	1.9	1.7	2.2	2.2	2.1
Poverty Alleviation 1/	0.2	0.6	0.6	2.3	2.5	2.2	0.9	0.9
<b>Capital</b>	8.3	6.4	6.1	7.1	7.3	5.6	5.6	5.6
Education	1.2	1.3	1.1	2.3	2.7	2.2	1.3	1.3
Health	0.4	0.1	0.3	0.2	0.1	0.2	0.8	0.6
Poverty Alleviation 1/	6.8	5.0	4.7	4.6	4.5	3.2	3.5	3.7
<b>Housing and Water</b>	1.5	1.6	1.5	1.9	1.6	1.6	3.2	3.1
<b>Current</b>	0.7	0.4	0.6	0.5	0.4	0.6	0.7	0.7
Personnel emoluments	0	0	0	0	0	0	0	0
Other	0.7	0.4	0.6	0.5	0.4	0.6	0.7	0.7
<b>Capital</b>	0.8	1.2	0.9	1.4	1.2	1	2.5	2.1
<b>Public Service Reform 2/</b>	0	0	0	0.3	0	0.8	1.1	0.1
<b>Total Social Spending</b>	<b>15.2</b>	<b>15.4</b>	<b>17.1</b>	<b>20.6</b>	<b>20.8</b>	<b>20.9</b>	<b>21.4</b>	<b>20.0</b>
<b>EHIPC CP Social Spending 3/</b>	<b>13.7</b>	<b>13.8</b>	<b>15.6</b>	<b>18.4</b>	<b>19.2</b>	<b>18.5</b>	<b>17.1</b>	<b>17.1</b>
Total Current Spending	6.1	7.8	10.1	12.1	12.3	14.3	13.3	12.3
Total Capital Spending	9.1	7.6	7	8.5	8.5	6.6	8.1	7.7
Personnel emoluments/SS	27.6	24.7	32.7	26.7	27.4	29.7	28.0	29.0
Education	17.1	18.2	21.1	18.9	19.2	21.5	20.6	21.0
Health	10.5	6.5	11.7	7.8	8.2	8.1	7.5	8.0
Nominal GDP at market prices in billions of Guyana Dollars	106.7	108	120.7	130	133.4	137.8	143.8	154.6

Sources: Guyanese Authorities, IMF Publication (EBS/05/5)

1/ Includes SIMAP, BNTF, IFAD Rural Support Project and other poverty related programs

2/ Includes severance payments for civil service reform as well as safety net programs for Linmine workers in 2003.

3/ This is the definition used in the context of the Enhanced HIPC Completion Point. It excludes housing and water and public sector reform

Recurrent expenditures, and in particular, materials and supplies and personal emoluments account for about 60 percent of social sector spending while investment programmes, such as rehabilitation and/or construction of social facilities account for the remainder. Expenditure in the education sector represents about 40 percent of total social sector spending in 2004, poverty alleviation programmes--principally SIMAP and BNTF--account for 23 percent of spending. Housing, water and health make up the remainder. The impact of these programmes is reflected in the PRSP indicators. This chapter reviews the progress made in investments and human and physical infrastructure in 2004.

## Education

The PRSP establishes education as a national priority and one of the major components of poverty reduction. Within this framework, education is not only a tool for development and decreasing poverty but increasing the level of formal and non-formal education of the population is a goal in its own right. In keeping with this perspective, the 2003-2007 Strategic Plan for Education reflects the government's commitment to reducing illiteracy, repetition and dropout rates, increasing secondary school enrolment and improving the quality and relevance of education for all Guyanese. The Ministry of Education's medium term strategy is clearly outlined in the Strategic Plan and relates specifically to two pillars of the PRSP:

- investment in human capital with emphasis on basic education and primary health care; and
- stronger institutions and better governance.

Education sector activities such as school feeding programmes and subsidies to poor and vulnerable children also contribute to the achievement of the PRS pillar of improved safety nets.

Progress in the education sector over the period of review is captured in Table 4.2.

TABLE 4.2: KEY EDUCATION INDICATORS, 2000-2004				
Enrolment and Literacy	2001	2002	2003	2004
% of primary school entrants reaching grade 6	83.5	88.3	88.3	89.1
Repetition rate (secondary)	12.9	12.6	11.8	10.6
Drop-out rate (primary) <sup>1</sup>	8%	8%	8%	NA
Drop-out rate (general secondary)	10%	10%	10%	NA
Student/trained teacher ratio (primary)	50.1	50.1	51.1	50: 1:
Student/trained teacher ratio (general secondary) <sup>2</sup>	39.1	38.1	39.1	40.1
Gross nursery school enrolment <sup>3</sup>	87	88	91	92
Gross primary school enrolment <sup>3</sup>	107	105	104	101.7
Gross secondary school enrolment <sup>3</sup>	65	65	65	73
% Trained teachers in primary schools <sup>4</sup>	53	54	56	58.9
% Trained teachers in secondary schools	58.5	58.5	57.1	54.2
% of CSEC passes <sup>5</sup>	74.5	77.1	75.8	76.6

Source: Ministry of Education

(i) Improvement in the Quality of the Delivery of Education

An improvement in the quality of the delivery of education, especially in the areas of literacy and numeracy, continued to be the primary objective for the sector, and significant progress was made in achieving indicators set for 2004.

The Curriculum Development Unit of the National Centre for Educational Resource Development (NCERD) developed literacy and numeracy standards for Nursery 1 to Grade 2 Primary. These facilitated the development of Indicators/Scope and Sequence charts and curriculum guides, and the development of the Interactive Radio Instruction (IRI) curriculum for mathematics. Curriculum Guides were also developed for Visual Arts (Grades 1 to 11) and Primary Music (Grades 1 to 6). Work is ongoing on the development of similar material for Spanish at the Primary level.

A new methodology to improve the teaching of reading was developed, and the first set of Masters trainers and cluster advisors were employed and trained under the Basic Education Access and Management Support (BEAMS) programme. In 2004, twenty lecturers graduated from an innovative programme to provide pedagogical training to instructors of technical and vocational education and training (TVET). The TVET institutions were proactive in improving the quality of their trainees. These institutions now offer remedial classes in English, Mathematics and Reading, and a module on Entrepreneurship. The use of the computer as a teaching/learning tool is also being emphasised by the institutions.

The launch of the new literacy and mathematics methodologies were delayed by difficulties in procuring literacy material and radios for the mathematics programme. The programme is, however, being piloted in a number of schools on the coast and in the hinterland. Work on assisting schools with the development of School Improvement Plans (SIP), with improved delivery of the curriculum as a priority, is going slower than anticipated with fewer than fifty percent of schools having completed SIPs and a much smaller proportion (fewer than twenty percent) having been approved.

Under this strategic objective, the development and ongoing implementation of a national awareness programme to the new approaches will be ongoing throughout the planned period. A commission to advise the Ministry on curriculum reform was also established in 2004.

(ii) Teacher Training

Improving the quality of staff remains a priority for the education sector. A Council for Teacher Education was tasked with better coordinating programmes of teacher

training at the Cyril Potter College of Education (CPCE) and the University of Guyana.

The NCERD programme to train head teachers and other senior administrators was also successful, with 201 persons graduating in 2004. CPCE is now delivering the Teacher Training Certificate programme by distance education to two hinterland regions, Regions 1 & 9. Ninety-six teachers are currently enrolled in the programme.

Data from the ten administrative regions shows that the proportion of trained teachers at the nursery level grew from 40 percent to 46 percent over a three-year period. However, it should be noted that the number of students at this level in public schools continues to decline and as a consequence, the teaching force has been reduced. While there has been some increase in the number of students in private nursery establishments, this does not fully explain the decline in public schools, which may be attributable to a number of factors. There was also a slight decline of about 1 percent in the proportion of trained teachers at the primary level in spite of an increase in the numbers being trained, suggesting a higher attrition rate and/or migration of teachers than in previous years. It is not surprising that the largest decline in trained teachers (about 6%) has been at the secondary level, as their superior academic qualifications make them more marketable both within and outside of Guyana.

(iii) Improving Equity in the Education Sector

Significant progress has been made over the last two years in increasing the number of students who are in General Secondary Schools and who have an opportunity to take Secondary School Certificate Examination of CXC. The number of Primary Tops was reduced by thirty-five and the number of Community High Schools by three, while the number of General Secondary Schools was increased by six. The construction, extension and repair of other secondary schools under the civil works component of the BEAMS programme, will increase the number of students who will benefit from a general secondary education programme.

The Basic Competency Certificate Programme (BCCP), an alternative pathway for secondary students including those with high academic qualifications and an interest in technical subjects, was launched in six pilot schools in January 2004. However, difficulties in accessing funding resulted in a reduction in the number of workshops planned to introduce teachers to the new programme.

In the area of Special Needs Education, the Organisation of American States (OAS) is supporting the project "Meeting Special Needs in the Classroom", and this has already resulted in the equipping of a special resource unit at the Cyril Potter College

of Education (CPCE). A new module on Special Needs Education is in draft form and all teacher trainees will be sensitised on its delivery.

(iv) Increasing the Level of Commitment of Students, Parents and Communities

The promotion of greater stakeholder participation in the education process has been a major goal of the Ministry for many years, and efforts to intensify such participation are ongoing. The baseline survey conducted under the BEAMS programme revealed that about 80 percent of schools have Parent Teacher Associations (PTAs), which meet at least once per year. Most regions also have Regional Education Committees, which meet regularly and monitor education activities in the regions.

The National Advisory Council on Education (NACE) continued to function in 2004, with some members constituting a Task Force working on recommendations for the New Education Act. However, in spite of Cabinet approval for the establishment of this body more than two years ago, no funds have been made available for it to carry out its mandate.

(v) Strengthening Financial and Management Systems

Many of the initiatives to achieve this strategic objective are being carried out under the BEAMS programme. Specialists were placed in key units to assist in recommending reforms for the various departments, and Regional Information Technology Officers were appointed in all regional education departments as well. The Ministry also reviewed policies and set criteria to monitor and assess school effectiveness, order and discipline in education institutions, and contributions to schools by parents/stakeholders. Guidelines to standardise lesson preparation at educational institutions have also been prepared.

(vi) National Assessments

The new teaching methodologies for mathematics and literacy emphasise ongoing school-based assessment and the Ministry is therefore implementing national assessments at key stages in its programme. In 2004, a survey of eight of the eleven education districts collected baseline data on the quality of education, including the professional and academic qualifications of staff, the availability of learning/teaching materials, managerial practices, and relationships with the community. The information from this survey will be the basis of judging progress in future years. This exercise will be continued in 2005.



## **Health**

Reforms in the health sector began to take shape in 2004 and will be reflected in a significant way in 2005.

### (i) The Legislative Framework

The MOH's 2004 legislative agenda was designed to modernize the sector and to accomplish the following:

- Amend or replace existing laws and regulations in order to make them applicable to contemporary and emerging situations
- Introduce new laws and regulations in order to provide a comprehensive and more appropriate legal framework for the sector to effectively function and for reforms to be implemented.
- Improve the quality of health care and provide greater protection to the public.

The Ministry of Health Bill, which seeks to introduce greater accountability and allow the Ministry to regulate various activities within the sector, was finalized after extensive consultation and presented to Parliament in 2004. The Regional Health Authority Bill, intended to assist in the reform of the sector, was also finalized after extensive consultation. This Bill will allow the Ministry to reform regional health services and establish the Regional Health Authorities, as has been done in many countries around the world, in an attempt to modernize the decentralized services and to improve management.

A draft Health Promotion and Protection Bill to address public health, environment and sanitation was also completed and will replace the Public Health Ordinance drafted in the 1800s. Public consultation will commence and the Bill will be presented to Parliament by July 2005. The draft Allied (Paramedical) Health Profession Bill was completed. This will permit the regulation of those professions by existing arms-length organizations such as the Medical Council, the Nursing Council, the Dental Council and the Pharmacy Council. This Bill will also help to formalize many professions that deliver health care but do so presently outside the laws in an unregulated manner. The Bill is undergoing consultation and will be presented to Parliament in October 2005. The draft Medical Facilities Licensing Bill was completed in 2004 and is presently undergoing Cabinet sub-committee consideration.

### (ii) Human Resource Development

Human resource management is critical for the health sector. Major initiatives undertaken in 2004 to address the human resource constraint focused on four areas:

- Intensifying and increasing training;
- Retaining staff by creating a more empowering environment;

- Recruiting personnel from abroad; and
- Joint technical programmes with other countries, including Cuba, China, India, Israel and Nigeria. Additional technical programmes with Canada, the USA and through UN Volunteers will also be pursued.

In spite of these initiatives, there are still many professionals whose employment status remains unclear, too many positions not filled and a continued shortage of certain skills, especially doctors, nurses and dentists.

(a) Doctors

At the end of 2004, there were 190 registered doctors, including 11 interns, 13 Chinese and 20 Cuban doctors, working in the public sector. In addition, there are 125 private sector doctors working in Region 4 (102), Region 6 (15), Region 3 (6) and Region 5 (2).

Clearly, Region 4 with about 40 percent of the country's population enjoys the services of more than 70 percent of total doctors available. Regions 1, 5, 7 and 8 have the lowest doctor to population ratio. The concentration of doctors in Region 4 may be attributed to the availability of better medical facilities, better living conditions and higher income levels. The low concentration of doctors in the hinterland regions raises serious concerns in addressing the quality of healthcare in these regions.

TABLE 4.3: DOCTORS IN THE PUBLIC SECTOR										
Type	Reg. 1	Reg. 2	Reg. 3	Reg. 4	Reg. 5	Reg. 6	Reg. 7/8	Reg. 9	Reg. 10	Total
Full		6	6	110	2	12			5	141
Institutional				5						5
Cuban	1	1	6	4		3	3		2	20
Chinese				10					3	13
Interns				11						11
Total	1	7	12	140	2	15	3	-	10	190

Source: Ministry of Health

There continues to be unfilled needs for doctors in the health sector as a whole, but particularly with regard to General Medical Officers (GMOs) and consultant level physicians. Significant progress was made in 2004 to address needs in specialist areas but there continues to be slow progress in meeting the need for GMOs, particularly outside of Georgetown. The dependency on Cuban doctors as GMOs in outlying areas is not satisfactory as their terms are limited. While the Cuban Brigade provides an invaluable service, it should not be the primary strategy for meeting Human Resource needs in the health sector. Finally, the placement of doctors in

Mabaruma, Lethem, Madhia, Moruca, Kwakwani, Lenora, Fort Wellington and Mahaicony and other cottage hospitals remains a challenge.

In spite of constraints, progress was made in 2004 in the following areas:

- Several specialists were employed in the sector, with numbers at the GPHC now totaling 35. These include Cuban and Chinese consultants who are part of the joint GOG/Cuba and the GOG/China technical cooperation Programs. Among the 35 consultant physicians are 6 new staff members recruited from India and several more specialist doctors are expected from India, Russia and Nigeria in 2005.
- New GMOs were placed at the GPHC, the Enmore Polyclinic, Mahaicony Hospital and New Amsterdam Hospital.
- Twenty-five students received scholarships to study medicine in Cuba, bringing the number of students studying medicine in Cuba to 150. The number of students studying medicine at UG is now at 68, and the Government decided in 2004 that the Medical Programme at UG must begin to recruit at least 80% of its students through a Government-sponsored programme in which students will be obligated to serve in various parts of the country for at least five years.
- The MoH is encouraging doctors to pursue post-graduate studies and in this regard, has been facilitating several initiatives. The Government intensified efforts with several collaborating partners to develop local post-graduate programmes. Significant progress was made in 2004 in Surgery, Internal Medicine and Oncology. Arrangements were completed with the Government of Israel to help develop joint study programs to facilitate post-graduate studies by Guyanese doctors. Further advancements were made in 2004 for the commencement of the post-graduate diploma program in surgery, in collaboration with the University of Toronto and the Canadian Association of Surgeons.
- The GPHC intensified its efforts in 2004 with regard to Continuing Medical Education in Guyana, hosting twenty-two lectures for private and public sector doctors in a wide range of areas.
- The Ministry of Health, through the GPHC and with local and international collaborating agencies, continued in 2004 to bring specialists (team and individuals) from various parts of the world to work as mentors in hospitals and clinics. These initiatives are

meant to build capacity and to enhance the medical skills of the local doctors.

- A special course on cervical cancer screening was conducted at the GPHC in preparation for an intensified effort at cervical cancer screening in 2005.
- 87 doctors and nurses received training in various life support methods organized by the MOH in collaboration with GPHC and with international and local specialists.

(b) Nurses

- The nursing situation in Guyana remains critical with eighty-eight (88) nurses resigning in 2004. Worse still, not enough nurses are being trained to meet the needs of the health sector, in spite of the expansion in 2004 of training programmes for nursing. The number of nurses in training at this time is 337 with 179 in Georgetown, 77 in New Amsterdam, and 81 in Linden. The following are accomplishments in 2004 to note:
  - A plan to train 500 additional nurses in 2005 was approved by Cabinet and will be implemented in March 2005. The Georgetown Nursing School intake for 2005 will be 260 students, while New Amsterdam and Linden will each take in 120 new students.
  - Changes in the law to address academic and age requirements have been made in order to make the nursing programme more accessible to young men and women across Guyana.
  - A new post-graduate programme in anesthetic nursing was negotiated with HVO, and is scheduled to begin in March 2005 at the New Amsterdam Nursing School. The programme will cater for trained nurses from across Guyana and will greatly enhance operating room capacity.
  - Continuing Nurse Education courses were conducted in collaboration with Davis Memorial Hospital and the General Nursing Council.

(c) Medexes

Twenty-five new persons were recruited in 2004 and will undergo 18 months of training in basic medical care. In addition, the MOH, through its Regional Health Services Department began the revision of the Medex Training Curriculum in collaboration with PAHO. The intention is to expand the training period so as to include modules for non-health care personnel to enter the medex training program. At the moment, only nurses or occasionally CHW are recruited into the program but exceptional high school graduates will be permitted to enter into the programme in 2005.

Training was also provided for:

- 12 dentexes and 16 new community dental therapists

- 182 microscopists and 12 senior microscopists received international certification in 2004
- 28 new multipurpose technicians
- 10 X-ray technicians
- 19 rehabilitation assistants
- 10 orthopedic technicians in a new programme conducted by the GPHC
- 24 community health workers received training in rural midwifery

(iii) Improving and Expanding Health Infrastructure

- The New Amsterdam Hospital was completed in collaboration with the Japanese Government;
- The design of a new Public Health Laboratory was completed and funding was secured;
- An agreement was reached with the Center for Disease Control in the USA to rehabilitate and expand the chest clinic, and to fund the construction of a new GUM Clinic;
- Operating rooms were commissioned at West Demerara Hospital, and the Lethem Hospital was rehabilitated;
- An Accident and Emergency Clinic and a new X-ray room were completed in 2004 at the Skeldon Hospital
- Health Centers and Health Posts were constructed and opened in Regions 4, 6,9 and 10, including a health center at Sophia (Region 4), and health posts at Siparuta (Region 6) and New England (Region 10)
- The MoH completed 94 contracts in 2004 that enabled various small rehabilitation works to be completed. Among the works completed was the construction of a library facility at the Food and Drug Building.

(iv) Drug Procurement and Distribution

Significant progress was made towards the establishment of a system to procure drugs and medical supplies through a single agency, the Materials Management Unit (MMU). This provides for standardization, more effective implementation of the Essential Drug List, cost effectiveness and better accountability and transparency. A new Commodity Distribution and Planning System was also put in place in 2004, with a computerized system at the MMU. Storage facilities were improved through the acquisition of two new refrigerators and the construction of the first phase of a refrigerated vaccine storage bond.

(v) Technological Capacity

The sector continues to benefit from investment to improve technology, an important part of delivering quality health service. The following were notable additions in 2004:

- The addition of two CD4 FACS machines, and a specialized laboratory unit for testing for TB and STIs at the GPHC central laboratory, has already led to improvement in quality of care being offered to PLWHA
- A new hematology analyzer was acquired for GPHC so that comprehensive differential testing for CBCs (Complete Blood Count) can now be offered. Improved capacity to provide CBC (partial differential blood count) is also now available at New Amsterdam Hospital
- A new laboratory and equipment as well as x-ray machines were installed at the New Amsterdam Hospital and the Skeldon Hospital.
- Computerized information system for TB, HIV and Malaria, Materials Management Unit. This will enable more efficient procurement and distribution of drugs and medical supplies
- An atomic absorption spectrophotometer was installed at the Food and Drug Analyst Department.
- Communication is to be improved via purchasing of two radio sets for the Maternal and Child Health Department

(vi) Health Promotion

A national strategy was developed in 2004 with the goal of empowering communities to take greater responsibility for their health. Major targets for 2004-2008 are workplaces, markets and schools. The formalization of an adolescent and youth health and wellness programme began in 2004.

## **Water**

The key elements of the water programme under the PRSP are to increase access to safe water to over 90 percent of the population, to establish the Guyana Water Inc. (GWI), to streamline activities in the coastal zone with an emphasis on the treatment of raw water, and to implement a comprehensive rehabilitation and maintenance plan.

The Guyana Water Incorporated (GWI) identified the major problem areas that should be addressed in long-term strategic plans and a review of the Georgetown Water and Sewerage Master Plan and other studies have been completed. Since the creation of the GWI, a new department was established to maintain the existing water distribution systems in small towns and communities, to promote the Hinterland Strategy to increase water provision, and to

support community involvement in the management, operation and maintenance of the distribution system.

A strategy and programme for the provision of new and improved services in the Hinterland was approved in January 2004. Several rehabilitation projects undertaken in 2004 resulted in the improvement of service to some customers, or in the installation of new service connections to others. Other projects undertaken in various parts of the country (Regions 1, 2, 3, 4, 5, 6, and 10) resulted in improved service for over 40,000 people. This includes Phases 1 and 2 of the Linden Refurbishment Project under which 6,000 people benefited from improved water quality or first-time service provision.

Table 4.4 provides a summary of progress against PRS indicators in the water sector.

TABLE 4.4: KEY WATER INDICATORS, 2001-2004				
	2001	2002	2003	2004
% of population with access to treated water	36.2	44.7	45.1	46.9
Domestic households connected to water system	95180	114266	120072	125763
Distribution network constructed (kilometers)	250	255	265	280
<i>Source: Ministry of Housing and Water</i>				

### Housing

Consistent with the objectives of the PRSP, the Central Housing & Planning Authority (CHPA) redefined its policy framework with the specific aims of strengthening shelter and land markets, expediting the divestiture of public land for sound residential settlement, accelerating squatter area regularization where appropriate, relocating squatters from land unsuitable for occupation, advancing the institutional strengthening of the CHPA, developing basic infrastructure in new housing areas, and developing long-term planning towards housing development.

The Ministry of Housing and Water maintained momentum in its efforts to improve the quality of life for low and moderate-income citizens. Required actions elaborated in the PRSP which are currently being pursued by the Ministry include:

- Verification of the number of residential buildings in new squatter areas through a household data inventory programme to yield a count of the residential buildings and to assist occupants in accessing financial aid once regularisation is complete.
- Revitalisation by the Squatter Regularisation Department of a number of Community Development Councils (CDCs) and establishment of a total of 18 new CDCs in regions 3, 4, 6 and 10. Neighbourhood Democratic Councils (NDCs) were also recruited to be part of the regularisation process.
- A consultancy for the Framework for Government Response to Squatting (FGRS) reviewed the penal code on squatting and examined issues of legal compliance.

- Completion of design layouts and sub-division plans for the minimum standards required for housing development.
- Computerisation of records in the Land Management Department, allowing for the easy tracking of applications for house lots, minimising the perception of discrimination in house lot allocation and making the system more transparent.

As the CH&PA continues with efforts to establish sustainable human settlements to improve the quality of life for low income earners, some key challenges remain in the following areas:

- (i) the expansion of Government's efforts to facilitate increased access to financing by low income groups
  - a. increasing the levels of occupancy in the housing schemes and squatter settlements
  - b. completing the regularization of squatter settlements, including the resolution of disputes
  - c. completing the provision of basic infrastructure in both housing schemes and squatter settlements

The current status of the Land Distribution and Housing Indicators 2001-2004 is shown in Table 4.5 below. The high increase in agricultural leases in 2004 is a result of the completion of the many of the reforms that are being implemented at the GLSC.

TABLE 4.5: LAND DISTRIBUTION AND HOUSING INDICATORS, 2001-2004				
	2001	2002	2003	2004
House lots distributed	975	4195	4739	4916
Land/house titles distributed	2416	7474	6020	5003
Lots serviced (L.I schemes)	1500	2300	4674	23000
Lots serviced (squatter settlements)	1000	1100	1120	7524
Lots allocated to L.I household	553	3538	3633	688
Number of low income houses built	128	134	215	300
Agricultural leases	103	540	785	3000

*Source: Ministry of Housing and Water; GLSC*

### Social Safety Nets

The Government, through the Ministry of Labour, Human Services and Social Security has been assisting Guyanese across the country who are considered to be living in difficult circumstances. Under the numerous programmes introduced and implemented, the Ministry has rendered technical, financial and other assistance to thousands of persons. An allocation of \$34 million was approved by Cabinet to provide school uniforms to children in every region of the country. From this initial allocation, the Ministry' Difficult Circumstances Department distributed uniforms to 12,164 children and assisted 1,396 persons to set up small businesses. In 2004, Cabinet increased the allocation for the School Uniform Programme to \$40 million, of which \$20 million was allocated to the Ministry of Amerindian Affairs for



children in regions 1, 8, 9 and the riverain communities of region 7. The remaining \$20 million was used by the Human Services Ministry to help 13,028 children in all other areas. In 2004, 1,021 persons were also assisted with small grants to develop their entrepreneurial skills.

The Ministry of Labour, Human Services and Social Security (MLHSS) took steps to strengthen its capacity and improve the implementation of its programmes. The Social Security and Senior Citizens' Department at the MLHSS is responsible for administering the two major Safety Net programmes of the Government of Guyana: Old Age Pension and Public Assistance, both of which are financed by budgetary allocations from the central Government. Progress in these areas resulted in a revised draft national policy on the elderly, the processing of water relief for Old Age Pensioners, and the design of a Management Information System under the PSTAC project. Risk and Vulnerability and Programme and Targeting studies were conducted for both programmes.

Within the Probation and Family Welfare Department, the training of new officers and work on establishing a National Child Protection Monitoring Database, was a significant boost. In collaboration with a number of NGOs, a Children and Violence Project was launched through a series of workshops, and a policy document on Orphans and Vulnerable Children was completed. There was a significant increase in the reporting of child abuse in 2004, although it is not clear whether this represents an actual increase in the number of incidents occurring or increased reporting as a result of the work of the Department and other stakeholders. A Labour Market Study was also completed in 2004, and an action plan is being drafted based on recommendations generated in the survey report. These recommendations will seek to provide support to workers affected by sector restructuring.

These achievements were realised in spite of insufficient staff at the Ministry, especially for deployment in remote areas, and a lack of trained staff in Information Technology and social work intervention. The Ministry's capacity to respond to currently unserved hinterland communities needs to be urgently enhanced.

### **Social Impact Amelioration Programme (SIMAP)**

The current SIMAP III programme aims to improve the living standards and economic opportunities of the poorest and most vulnerable households in Guyana, and to increase the capacity of poor communities to articulate and act upon their priority needs. The programme consists of three components: (a) projects to finance investment in social and economic infrastructure and organizational strengthening in poor communities; (b) community services to finance the provision of selected services to vulnerable groups through NGOs; and (c) institutional strengthening to finance technical assistance and training to SIMAP and other programme participants.

Project implementation was delayed as a result of the need to complete a Rapid Poverty Assessment and Needs Assessment in previously unserved areas by SIMAP. The Assessments identified 195 projects for execution of which 125 have been approved by the Board of Directors and the IDB. Contracts are in place for 47 of these and 16 have been completed. Following feasibility studies conducted by the IDB, SIMAP signed a Memorandum of Understanding with the Guyana Power and Light Company to undertake seven electrification projects. In addition, with the re-launch of its Community Services component in 2004, training is being provided to prospective applicants in preparing project proposals for submission to the agency.

Staffing continues to be an area of grave concern to SIMAP and attempts were made to address a high staff turnover rate by revising the agency's salary scale. A key area of progress in the operations of SIMAP was the design and implementation of a Monitoring and Evaluation system to produce half yearly reports for long-term strategic planning and for enhancing the day-to-day performance of the agency.

#### **Basic Needs Trust Fund**

The focus of the BNTF programme is improving the quality and delivery of social services in poor rural communities. Projects undertaken fall within the following categories:

- Rehabilitation and construction of schools in rural areas
- Rehabilitation and construction of hospitals and health centres in rural areas
- Road improvement
- Skills training; and
- the construction of markets.

In 2004, almost 3,000 people benefited from a total of 38 BNTF projects, which were completed in regions 1,2,3,4,5,6, and 10.

#### **The Environment**

The National Environmental Action Plan (NEAP) 2001-2004 identified Sustainable Human Development as the cornerstone of the Guyana's socio-economic programme. The mandate of the EPA is to implement: (i) conservation and sustainable use of biodiversity; (ii) ensure sustainable environmental management; (iii) provide environmental education and awareness; and (iv) provide support systems. Challenges faced by the EPA in 2004 include inadequate funding, difficulties in satisfying donor conditionalities, limited technical expertise, and ineffective coordination among sector agencies.

(i) Conservation and Sustainable Use of Biodiversity

A National Bio-safety Framework is being prepared as the Action Plan for ensuring maximum benefit is derived from the potential that biotechnology has to offer. In

2004, the EPA hosted the First National Workshop on Public Awareness and Education Strategies for Bio-Safety and awarded three consultancies to carry out surveys for the National Bio-safety Framework Project.

The EPA also began strengthening a regulatory system to access genetic resources and to share any resulting benefits with all parties involved. A proposal to fully examine and prepare policy on access, benefit sharing and Intellectual Property Rights was approved for support by UNDP. A preliminary draft policy document was prepared and Cabinet approved a revised fee structure for biodiversity research.

A draft proposal for monitoring forest biodiversity was completed along with a strategy for monitoring biodiversity loss in the natural resource sectors. The EPA was also involved in a number of initiatives and activities aimed at coordinating the sustainable use of biodiversity and a wildlife protection programme. These included the finalization of a Memorandum of Understanding (MoU) between the Office of the President and the Southern Rupununi Conservation Society.

A critical function of the EPA is the coordination of a programme for the conservation of biodiversity including National Parks, a National Protected Area System, and a Wildlife Protection Management Programme. Activities in 2004 included capacity building workshops on Management of Protected Areas, Categories of Protected Areas, and Community Resource Evaluation; the completion of technical discussions on the Grant Agreement for the Guyana Protected Area System Project to be funded by the World Bank/ GEF; the signing of a Memorandum of Cooperation (MoC) to establish a Community Conservation Area in Southern Guyana; and continued work towards the establishment of a National System of Protected Areas.

(ii) Environmental Management

The EPA reorganized its organizational structure to enhance the work of Quality Control, monitoring and enforcement through the Authorization Unit, to include aspects of Environmental Emergencies and Planning through the Response Unit. Development and research was geared towards the development of guidelines, codes of practice, regulations, standards etc.

A mechanism is now in place to direct all facilities requiring licences from the Guyana Forestry Commission and the Guyana Energy Agency to register with the EPA. Successful strategies for enforcement are being implemented resulting in greater environmental compliance by facilities.

(iii) Education Information and Training

A National Youth Forum was hosted in collaboration with the Ministry of Health, WWF, EPA, Iwokrama and Peace Corps, to build awareness and knowledge on issues related to population, conservation and ecology. The EPA also sponsored numerous panel discussions on radio and television and a National Capacity Building Workshop on proposal writing was conducted for 75 youth members of Environmental Clubs.

(iv) Support Systems

The GIS unit of the EPA is responsible for geographic data management and analysis, and prepared maps for proposed pilot study areas, the incidence of environmental complaints along the coastline of Guyana, proposed sites for hydropower stations, and others as requested by internal and external stakeholders. The GIS unit also continued to assist the CDB-funded Coastal Zone Information Management Project, and provided training to the Guyana Sea Defence Board.

*Chapter*


## INFRASTRUCTURE TO SUPPORT GROWTH

The infrastructure strategy detailed in the PRSP is geared towards improving the maintenance of sea defences, roads, air and river transport, and drainage and irrigation systems in order to support private sector and community-based growth.

(i) Sea Defences

The Sea and River Defence Division of the Ministry of Public Works and Communication is responsible for the care, construction, maintenance and rehabilitation of all sea and river defences in Guyana. In 2004, civil works on sea defences were carried out along the coastline from Regions 2 to 6. Special attention was afforded to the Profit/Foulis area where 15000 tons of boulders were delivered for emergency works.

The Division also undertook a Sea Defence condition survey, which is sixty percent complete. In addition, a Geographical Information System (GIS) Database to incorporate data gathered from surveys carried out by the Division is almost fully developed. Training of local personnel is also ongoing in key areas such as data management (GIS), and the design and maintenance of sea defence structures. These programs are executed under the Division's Institutional Capacity Building activities within the framework of Shore Zone Management.

(ii) Roads and Bridges

In 2004, 68 bridges and culverts were rehabilitated and 26 structures constructed between Timehri and Mahaica. These included construction of the Mahaica-Rosignol road to provide the necessary links for farm-to-market roads and allow for easier transportation of goods. This project is about 76 percent complete. In addition, the overall progress on work on the four-lane highway from the Demerara Harbour Bridge to Ruimveldt was rated at 65 percent complete at the end of 2004. Feasibility studies of the New Amsterdam- Moleson Creek Road and the Southern Entrance to Georgetown were also completed.

To sustain the long-term viability of roads, the Ministry of Public Works and Communication continued to execute its Routine Maintenance Management System (RMMS). The Ministry also embarked on a Road Safety programme under the RMMS and works on sidewalks and lighting at intersections along the East Bank Demerara roads have begun.

The Demerara Harbour Bridge, a vital link between Regions 3 and 4 that enables transport of agricultural and manufactured goods to and from Georgetown, was also a priority area of focus in 2004. General maintenance of the entire structure was undertaken in accordance with a computerized maintenance and monitoring system developed in 2004. The toll ticket system was also upgraded and construction began on a new building to house the Corporation's administrative and audit departments.

(iii) River Transport

In spite of the challenges faced by the Transport and Harbours Department in the procurement of spare parts and the curtailment of services due to defects in ferries and stellings, five stellings were rehabilitated and seven vessels repaired in 2004.

(iv) Air Transport

In the air transport sector, rehabilitation works are ongoing at the Cheddi Jagan International Airport. This includes the maintenance of the Communications, Navigation and Surveillance, and Air Traffic Management Systems as well as improvements in the Airport's computer networking and emergency systems. A proposal was approved for the development of an Airport Security Programme to strengthen the financial and operational sustainability of the Aviation Security system in Guyana. Based on the certification of rural aerodromes, works were completed on the Annai Airstrip while work continues on the Port Kaituma and Orinduik Airstrips. Challenges faced by the sector in 2004 included the hiring and retention of qualified and experienced aviation personnel.

(v) Drainage and Irrigation

In 2004, over \$283 million were allocated for maintenance projects and approximately \$750 million for capital expenditure in drainage and irrigation. Rehabilitation and maintenance works were completed on dams, drains and canals, and newly constructed structures included a 1900-foot timber revetment and 7 culverts. Two mobile drainage pumps were purchased and installed in order to improve the effectiveness of the D&I system.

(vi) Maritime Affairs

Although the Maritime Administration is purely a regulatory agency and does not directly affect Guyana's Poverty Reduction Strategy, there are indirect impacts. In 2004, international port facility and ship security certificates were issued to 37 port facilities and 25 ships in accordance with the Maritime Administration's adoption and implementation of the International Ship and Port Facility Security Code (ISPS). Progress in this area is of great importance to the economy since it allows for

Guyana's ships to trade globally and for international ships to be readily received at local port facilities.

In keeping with international maritime conventions to which Guyana has acceded, regulations were drafted and approved to give effect to the Caribbean Cargo Ship Safety Code and the Small Commercial Vessel Code. An arrangement was made with the Jamaican Maritime Authority to audit one Maritime Training Institute in Guyana and issue certificates in basic safety courses.

(vii) Unserviced Areas Electrification Programme (UAEP)

The UAEP aims at strengthening the legal, regulatory and institutional framework and at accelerating electricity sector development in Guyana over the period 2004 to 2009. Specifically, the programme targets electrification of unserved rural areas and hinterland regions. Materials for the infrastructural works to install new connections by GPL were procured and systems designs for Phase 1 of the project were completed in 2004.

### **Special Intervention Strategies**

The Government is committed to reducing pockets of poverty, especially in the bauxite-producing town of Linden and its environs, and in hinterland areas populated largely by Amerindians. In line with this commitment, the Government proposed and implemented a number of special intervention programmes to reduce poverty in Regions 1, 8, 9 and 10.

#### Hinterland Development

The Ministry of Amerindian Affairs (MOAA) works to provide for the integration of the Amerindian Communities into the wider Guyanese society and to encourage self-sufficiency and economic and social development in the hinterland regions. Because the MOAA collaborates closely with the Ministry of Local Government and Regional Development, these agencies synchronize their work programmes to ensure the most efficient utilization of resources within Amerindian Communities. The Strategic Plan being devised by the MOAA also factors in the continued need to link with other government sectors, funding agencies and NGOs. Joint ventures that were undertaken included the training of 20 Mines Officers, community forestry development, pest treatment, a birth certificate programme benefiting 4,000 people, and an HIV awareness programme.

Further accomplishments in 2004 included:

- Training in leadership development, including the training of Toshaos as Justices of the Peace and Rural Constables
- The ongoing execution of the Hinterland Scholarship Programme
- Draft revision of the Amerindian Act which is now in the final rounds of consultation
- Land demarcation and surveying exercises for ten communities in Regions 1, 2, 4, 8, 9 and 10. This will eventually result in legal ownership by communities.

- Construction of seven Village Council offices
- Acquisition of thirty-four radio sets and accessories for Regions 1, 2, 4, 9 and 10, in an effort to improve communications between communities
- Distribution of equipment to assist in forestry and agriculture production
- Distribution of boats and outboard engines to enhance river transportation in Regions 1, 2 and 9
- Distribution of school uniforms in Regions 1, 7, 8 and 9.

#### Region 1: Barima -Waini

The development of infrastructure to support growth in Region 1 continued with the rehabilitation of the Port Kaituma and Six Miles to Falls Top Road. Works are currently in progress on the construction of a number of new roads and the maintenance of existing roads. Electricity services in Mabaruma have been extended and the generator in Port Kaituma rehabilitated. The agricultural support base was improved through the construction of revetment at Barabina and the extension of the plant nursery at Hosororo, and the construction of bridges at San Jose and Wauna.

Educational development was boosted through the construction of teachers' quarters, dormitories, school maintenance, construction and expansion. The Ministry of Amerindian Affairs also provided a boat and engine to the Regional Educational Officer to assist in the transportation of school children. This sector also benefited from 13 SIMAP projects in the region.

In the Health sector, the construction of a Health Centre with living quarters at Eclipse Falls and doctors' quarters at Port Kaituma were completed and the construction of a Health Hut in Coco, Moruca is in progress. To boost vector control in the region, works are in progress on the Malaria Quarters in Port Kaituma and a boat was acquired for the Vector Control Unit.

In 2004, efforts continued to finalize the granting of a land title to the Baramita Amerindian District, and legislative and financial activities continued towards including Shell Beach within the Guyana Protected Areas System (GPAS).

#### Region 8: Potaro –Siparuni

In 2004, heavy-duty bridges were constructed at Micobie, Tumong, and Wailingbaru and a pedestrian bridge installed at Kmana. Bridge maintenance and repair took place at Campbelltown, Madhia, the Denham Bridge, and the Bartica/Potaro Road. Several roads were constructed and maintained in key areas of the region. River defences at Tumatumari, Lower Potaro were maintained and extended. These activities aimed to improve access to and between communities, and to facilitate the transportation and marketing of agricultural produce.



With regard to social service provision, focus in 2004 was on improving infrastructure in the education and health sectors. To this end, primary schools, dormitories and teachers' quarters were constructed and rehabilitated throughout the region, and health posts were constructed and maintained. An X-ray room was added to the Mahdia Hospital, along with an x-ray machine, film processor, solar panels and ambulance.

#### Region 9: Upper Takatu – Upper Essequibo

The Ministry of Amerindian Affairs provided a rice huller for the village of Karaudanaunau to boost village rice production efforts and, as identified in the 2004 Progress Report, community farms at Awarewaunau and Sand Creek were fenced to separate agriculture farming from cattle rearing. Work also commenced on the rehabilitation of the Veterinary Officers Quarter at St. Ignatius and the agriculture building at Annai.

Significant road network improvements and bridge construction took place in 2004. Other developmental works included the installation of solar systems for power generation; the purchase of water tanks and hand pumps; and the installation of windmills for water supply. In the Health Sector, the renovation and construction of health huts are in progress. Primary schools were constructed and extended with the addition of teachers' quarters. The 2004 SIMAP programme in Region 9 comprised 12 activities, including the construction of multipurpose, women's and community centers, and nursery schools.

The process to establish Konashen as a Community Conservation Area was advanced through community consultation and the signing of a Memorandum of Cooperation between the Government of Guyana, Conservation International and the Wai-Wai Community of Konashen.

#### Region 10: Upper Demerara – Berbice

In 2004, rehabilitation work took place on roads and bridges throughout the region. Drainage and Irrigation activities focused on the desilting of the industrial area drains, Hymara and Cocatara Creek and the clearing of Cocatara Creek crossing. Construction and maintenance work was carried out on schools, and a Health Post at 47 Miles. Solar systems were acquired for the remote communities of Calcuni and St. Lust, Berbice River, to aid power generation to the health facilities and the communities as a whole. In housing, 786 house lots were distributed in Wisroc and the distribution of 1,912 houselots is in progress at Amelia's Ward based on the established number of vacant lots.

SIMAP activity in the region totaled 13 projects and included the construction and rehabilitation of schools, teachers' quarters and a day care centre. The Basic Needs Trust Fund also awarded a contract for the rehabilitation of the Kwakwani water supply system.

**The Linden Economic Advancement Programme**

As part of an effort to realize the significant development potential of Region 10, the Government of Guyana, in partnership with the European Union, established the Linden Economic Advancement Programme (LEAP) to facilitate the economic diversification of the region. An excess of 12 million Euro is expected to be invested in the Region over a 7-year period. LEAP emphasizes investment promotion, the development and expansion of small enterprises. A Business Incubation Centre to support the creation of new micro and small enterprises by providing temporary affordable space, shared office services, management services and marketing assistance advice on access to risk capital, is in development.

A micro-credit scheme—the Linden Economic Advancement Fund (LEAF)—will make available 1.9 million Euro for on lending to micro-businesses and small and medium enterprises in Region 10. LEAF is managed by an independent financial institution, the Guyana Fire Life and General Insurance Company Inc., an established Guyanese financial institution known for its proactive business approach. A credit analyst and support staff for the programme were hired, a building and equipment procured, and an MIS system for LEAF installed. The first tranche of G\$60 million was made available for on lending in December 2004.

LEAP also provided technical, vocational and management training programmes, from which three hundred and forty-four persons benefited in 2004. A Youth Entrepreneur Network was launched in 2004 with a public awareness programme geared towards encouraging entrepreneurship as an employment option for young people. Twenty-five members received training in Entrepreneurial Skills Development and Competitive Advantage as well as ongoing technical assistance and business counselling services.

A number of new investments were made during the year in several sectors, including forestry, logging, saw milling, leather craft, and shoe making. An estimated US\$1.7 million was invested, creating over 100 jobs. In 2004, an international consultancy carried out a Business Opportunities Survey and a number of Small Business Opportunities Profiles were prepared and will be used to promote new business ideas in the region.

New investments in the region are being promoted nationally and internationally through direct contacts and a rolling public relations and communications programme. During the year, LEAP supported the participation of crafts producers at international trade exhibitions and 9 local businesses were assisted in their participation in GuyExpo. By the end of 2009, it is expected that LEAP will have directly contributed to the creation of 1700 new jobs in Region 10.

Feasibility studies are being carried out to advance the development of an industrial zone and expansion of wharf facilities.

*Chapter*


## PUBLIC CONSULTATIONS AND FEEDBACK

### **The Progress Report Consultation Process**

Public consultations on progress towards the achievement of PRS goals and targets reflect the Government's continuing commitment to involve key stakeholders, in particular the poor, in the formulation and implementation of policies and programmes designed to reduce poverty. These meetings to receive feedback on poverty programs and inputs in policy formulation have become increasingly familiar to Guyanese since the development of the Poverty Reduction Strategy in 2001, when over 200 public consultations were held throughout the country. Similar exercises also took place during the countrywide review of the 2004 Progress Report, and within the context of the monitoring and evaluation work of PRS Regional Committees. Repeated successes in generating high levels of participation throughout these processes demonstrate the importance citizens attach to the consultation process and the poverty reduction programme.

The consultation process on the 2005 draft Progress Report aimed to (i) disseminate information on progress made towards reducing poverty as elaborated in the previous report and new programmes that will further augment planned actions for poverty reduction; (ii) generate feedback from a cross-section of the population as to whether the poverty programme is having its desired impact; and (iii) provide a forum for civil society to elaborate their priorities and suggest recommended actions.

### **Regional Consultations**

A total of eight regional consultations were held within a period of two weeks. Consultations were held in Regions 1, 2, 4, 6, 7, 8, 9, and 10, with residents of Region 3 participating in the consultation held in Region 2, and residents from Region 5 participating in the one held in Region 6. The programme for the 2005 public consultations incorporated several improvements over those held previously and generated a wealth of information which, in addition to being incorporated into the 2005 Progress Report, can be utilized in sectoral planning.

At each consultation, government ministers and high-level technical officials provided overviews of progress and shortcomings in the implementation of the PRS in 2004. Their presence facilitated the provision of prompt explanations to questions raised by participants. A senior regional official provided an update on achievements and problems in the region during the past year. Members of the Steering Committee and Regional Coordinators also participated in the exercise by presenting an overview of the Progress Report. The primary focus of the consultations was to allow participants the opportunity to comment on the report,

with special emphasis on their community or region. Time was allotted in the programme both for a question and answer period and for participants to record their views and priorities in a feedback form that was submitted to the M&E Unit.

### **Parliamentary Consultations**

For the first time in the poverty reduction process, a special consultation was held for Members of Parliament to elicit their feedback on the draft final progress report. The objective of the consultation was to provide Members of Parliament (i) an overview of the 2005 PRS Progress Report; (ii) present the issues and recommendations arising from the public consultations; (iii) indicate to what extent these recommendations were included in the final draft document; and (v) present the risks inherent in the medium-term poverty reduction program.

### **Dissemination of the Draft Report and Leaflets**

Over 500 copies of the draft 2005 PRS Progress Report were widely disseminated to government officials, line ministries, agencies, donor agencies, civil society organizations, the academic community and the private sector. In addition, leaflets covering specific sectors were prepared for dissemination to the wider public via the PRS Regional Committees, the Regional Democratic Councils in all ten Administrative Regions, and at the consultations. The leaflets presented summarized information on progress and plans in key sectors such as education, health, housing, water, governance, and infrastructure. More than 12,000 leaflets were distributed countrywide prior to and during regional consultations.

This year, leaflets were distributed in advance so as to allow civil society, including communities, households and other stakeholders, to carefully review the issues and to provide well-considered feedback to the questions. Through collaboration with the DevNet project, the draft report and leaflets were also made available online at the PRSP website.

### **Public Awareness**

A public awareness campaign promoting the importance of citizen involvement in the consultation process was implemented via the mass media and through the mobilization efforts of the PRS Regional Committees. Press releases were issued to all national and local television and radio stations, as well as newspapers. Daily advertisements also indicated the locations and dates of the consultations. In the week prior to the consultations, government ministers also participated in a live talk show to discuss the Progress Report and plans for the consultations. Through collaboration with the Government Information Agency (GINA), each consultation was recorded and reported on in a number of daily news programmes.

Mobilization efforts within the regions centered on the work of committee members who canvassed their regions, beginning two months in advance of consultations. Committees convened small group discussions on the draft Progress Report and consultation process, and distributed reports, leaflets, flyers, and invitations. The participation of Committee

Coordinators in local (regional) television programmes was particularly effective in providing information for residents with limited access to national television channels, such as those in Regions 2, 5, 6, 7 and 10.

**Participation and Feedback**

Each of the 2005 consultations registered an increase in the number of participants in comparison with the 2004 consultations. More importantly, the geographic representation was much improved, as was the range of local NGOs with which participants were affiliated. Feedback was also received from other stakeholders including the donors, non-governmental organizations, and other recognized groups in civil society. The attendance numbers and local NGO representation by region is presented in Table 6.1 below.

REGIONAL CONSULTATION	NUMBER OF PARTICIPANTS	NGO PRESENTERS
1	75	
2 and 3	197	Region 2 Women's Affairs Bureau, Sunshine Women's Group
4	270	Red Thread, Representative from the Christian Community, Mocha Farmers Group, Yarrowkabra CDC
5 and 6	125	Women of Destiny, Rice Producers Association, West Berbice Cattle Farmers Assoc, Bath NDC
7	40	
8	54	
9	125	
10	140	Linden Interim Management Committee, Linden Chamber of Commerce, Youth Neighbourhood Development, Linden Hospital, 47 Miles Village Council

In addition to participating in the regional consultations, citizens were provided the option of submitting feedback via email or regular mail, or by completing a comprehensive feedback form.

The feedback form was designed in collaboration with key sector ministries, to provide information on citizens' satisfaction with services provided by the government, as well as priorities and recommendations for action. A copy of the feedback form is found in Appendix D of the report. The feedback form disseminated in the hinterland regions was specially designed to elicit information specific to regional services and issues.

The success of this strategy is particularly evident in the feedback obtained from hinterland regions this year, with over 200 forms collected. In total, 700 forms were collected and analyzed after being inputted into an Access database.

**Feedback from Public Consultations**

Table 6.2 summarizes the results of the feedback at the national level, along with the major issues and recommendations reported at the regional consultations.

TABLE 6.2: NATIONAL LEVEL ANALYSIS OF FEEDBACK FORMS BY SECTOR

	SECTOR AREAS	ISSUES	RECOMMENDED ACTIONS
<b>EDUCATION</b>	Student attendance	Household poverty, unemployment and financial difficulties  Inaccessibility of schools, especially in the hinterland communities  Reduce student absenteeism	Implement job creation programmes  Provide subsidies and incentives to poor households including lunch, school uniforms and transportation  Direct more investment to the regions  Provide all terrain vehicles and other simple form of mountain and river transportation  Ensure greater parental involvement and responsibility Improve communication between social welfare officers and parents, and between schools and parents
	Teacher qualification and attendance	Poor conditions of service  Poor school administration  Young, untrained and less committed new teachers	Improve conditions of service and increase salaries  Implement efficient monitoring system on teacher attendance  Provide more efficient training programs for teachers Review policy on retirement age for teachers and assess possibility of re-contracting retired teachers
	Community participation in School Programs	Inadequate community interest in school programmes	Schools or Ministry to implement programme to solicit direct feedback from parents, including PTAs, outreach activities, fairs, etc.  Support PTA by providing training to make their involvement more meaningful  Joint community/ministry task force to monitor school programs

<b>HOUSING AND WATER</b>	SECTOR AREAS	ISSUES	RECOMMENDED ACTIONS
	Low-cost Housing	Inadequate numbers of lots available  Long waiting periods for processing allocations and issuing titles	Develop more land especially outside the city  Continue to refine the allocation process at the CH&PA
	Allocation Process	Persons receiving house lots not utilizing them because of lack of resources  Poor infrastructure development in housing schemes  Unclear and inappropriate criteria for allocating house lots	Provide subsidies to the poor to develop land lots  Facilitate easier access to loans to enable house lot recipients to build and improve their lot quickly  Accelerate infrastructure development in new housing schemes  Simplify criteria and process for house lot allocation
	Access to safe/treated water	Untreated water coming through taps  Low water pressure  Inadequate periods of service provision	Provide potable water by building more treatment plants  Repair, clean and lay new pipes  Provide continuous supply of power to treatment plants  Sink new wells  Provide better equipment to control leaks
	Sanitation	No established dump site  No garbage collection service  Widespread littering and dumping within communities	Build garbage dump sites in towns  Provide regular garbage collection service by involving NDCs or private companies  Improve salaries and working conditions of sanitation workers  Encourage recycling programmes  Enforce anti-littering laws with punitive penalties  Intensify public education/awareness efforts

	SECTOR AREAS	ISSUES	RECOMMENDED ACTIONS
<b>PRIVATE SECTOR DEVELOPMENT</b>	Enabling Environment for Entrepreneurship	High levels of crime and corruption  Difficulty in starting own business	Provide equipment and training to the Police Force Improve conditions of service of police officers Reform laws and jail dishonest public officials  Provide start up concessions Provide access to training and assistance in setting up business Improve infrastructure to support businesses
	Exporting Goods	Difficulty in identifying and accessing markets	Assist with developing markets/marketing products Revise export tariffs to make goods more competitive Provide financial assistance/ loans/ tax incentives Provide training and technical advice
	Infrastructure Development to Support Businesses	Poor condition of infrastructure	Construct and maintain roads Employ qualified and efficient contractors Increase budgetary allocations for infrastructure development Improve D&I systems Consult more with communities on their needs and priorities
	Support Private Sector Development	Unsatisfactory tax and incentive regime	Reduce taxes and duties Create investor friendly environment Assist with financing/ access to loans with better repayment terms Provide training and direct support to private sector/ investors
<b>INFRASTRUCTURE</b>	Littering, Vandalism and Neglect	Canals and drains are clogged with litter and bush  Vandals tamper with and destroy drainage infrastructure  Poor sanitation in many communities	Provide continuous maintenance and cleaning of drains and canals  Enforce laws against littering and vandalism, and impose penalties on offenders  Provide regular and efficient garbage disposal system Implement public awareness campaigns Involve communities more in decision-making through consultations and partnerships



<b>INFRASTRUCTURE</b>	<b>SECTOR AREAS</b>	<b>ISSUES</b>	<b>RECOMMENDED ACTIONS</b>
	Infrastructure Equipment	<p>Kokers and sluices do not function properly</p> <p>Koker and sluice operators are negligent</p>	<p>Replace non-functioning kokers and sluices</p> <p>Increase monitoring of D&amp;I systems</p> <p>Hold local government officials accountable</p>
	Conditions of Roads and other Infrastructure	<p>Sub-standard work by contractors</p> <p>Inadequate monitoring and maintenance of roads</p>	<p>Develop improved standards for road construction</p> <p>Provide continuous maintenance</p> <p>Monitor the work of contractors to ensure that standards are upheld</p> <p>Install street lights and road signs</p>
	Infrastructure Development	Communities underserved by existing infrastructure	<p>Construct more roads and bridges</p> <p>Develop recreational facilities</p> <p>Speed up electrification programmes</p>
	Ferries and Stellings	<p>Ferries and stellings are in poor condition, with inadequate facilities</p> <p>Irregular and inadequate service</p>	<p>Procure new boats to supplement existing fleets</p> <p>Improve the regularity and punctuality of service</p> <p>Provide routine maintenance for boats and stellings</p> <p>Upgrade and maintain the facilities available on board the ferries and at the stellings</p> <p>Improve management and increase monitoring of ferry operations and stelling facilities</p>
	Inadequate public transportation services	<p>High travel costs</p> <p>Inadequate numbers of vehicles</p>	<p>Lower domestic travel costs</p> <p>Provide routine maintenance for public transportation facilities</p> <p>Reintroduce large public buses</p> <p>Increase monitoring of public transportation facilities</p>

<b>GOVERNANCE</b>	<b>SECTOR AREAS</b>	<b>ISSUES</b>	<b>RECOMMENDED ACTIONS</b>
	Political Instability	Dissatisfaction with the ongoing dialogue between the two major political parties	Design, agree and establish a transparent system of political dialogue and consultation process Empower Parliament to conduct its legislative mandate
	Local Government Reforms	Capacity constraints to local government bodies carrying out their functions  Limited resources to carry out functions  Antiquated local government laws inhibiting effective functioning of these bodies  Decentralize government services	Capacity building through training and recruitment of qualified staff  Reallocation of the budget to provide additional resources to local government bodies  Amendment of local government laws to empower and hold local government bodies accountable  More consultations between local government bodies and communities Decentralize registration of births, deaths, marriages, passports, among others, to the regions or counties
	Violent and organized crime	Capacity constraints to police force carrying out its duty effectively  Limited resources and equipment for police force to carry out functions  Ineffective judicial system  Penal code too accommodating  Too difficult to find jobs	Capacity building for the police force through recruitment and training, improved salaries and working conditions  Increase budget allocation to adequately equip police force  Improve salaries and working conditions for judges, magistrates and prosecutors  Implement more severe punishments for convicted criminals  Involve communities in crime prevention, including through community policing groups Create the conditions for increased investment and job creation by the private sector

<b>HEALTH</b>	SECTOR AREAS	ISSUES	RECOMMENDED ACTIONS
		Care and treatment	<p>Lack of trained staff in healthcare facilities</p> <p>Poor quality of care provided by over-burdened and under-qualified staff</p> <p>Overcrowding and long waiting times to be treated</p>
	Facilities	<p>Poor condition of health facilities</p> <p>Lack of modern equipment</p> <p>Unavailability of drugs</p>	<p>Construct and fully equip modern facilities</p> <p>Train staff to properly utilize specialized and modern equipment</p> <p>Ensure improved availability of drugs by improving the procurement, storage and distribution system</p>

Regional analysis of the issues and recommendations are presented in Appendix E. It is interesting to note that while regional priorities do not differ significantly from the national level analysis, the order of importance varies somewhat from region to region, and between easily accessible and more remote areas. The hinterland regions showed more variance both in the sector areas requiring attention and in recommended actions.

Nevertheless, the public consultations provide a wealth of information and priorities identified by stakeholders as requiring urgent attention. Accordingly, to the extent possible, the medium-term poverty reduction programme takes into consideration many of the identified issues and recommendations.

The special consultations with Parliamentarians also provided important feedback. In particular, it helped to (i) expand key areas in the medium term strategy that were not adequately addressed such as tourism and peasant agriculture; (ii) ascertain additional information in terms of the accuracy of the status of the reform agenda and project implementation; and (iii) suggested recommendations for improving future consultations.

*Chapter*

## THE POVERTY REDUCTION PROGRAMME MEDIUM-TERM PROSPECTS<sup>6</sup>

### **The Context**

In January 2005, torrential rains and subsequent widespread flooding caused tremendous physical damage to the Guyanese coast along Regions 3, 4, and 5, and resulted in great economic and social loss for the country. The impact of the disaster is expected to have lingering effects on the economy that may undermine its performance during the medium term.

This section of the report assesses the growth prospects, the medium-term investment programme and its consequences on debt sustainability, and the economic challenges facing Guyana in meeting its PRSP objectives and the MDGs. The assessment begins with (i) an evaluation of the key macroeconomic indicators, (ii) debt sustainability challenges in the medium term; and (iii) the investment required to put the economy on a sustainable growth path.

### **Medium-Term Macroeconomic Outlook**

Guyana faces serious challenges in the medium term. First, it has to reverse the negative and/or low growth rates of the last 5 years. Second, it has to complete reconstruction of infrastructure damage caused by the January 2005 flooding, adopt mitigating measures to minimize future impacts of such disasters and restore the productive capacity of the economy. Third, it has to create a business-friendly and politically stable environment that will attract direct foreign investment and stem the migration of its entrepreneurs and professionals. Most significantly, overcoming these challenges is integral to its capacity to meet its poverty reduction and MDG commitments.

Meeting these challenges will not be easy and will involve serious tradeoffs. This is made more difficult by the internecine political differences between the two major parties and the perceived atmosphere of political instability and uncertainty this creates for both foreign and local investors. In addition, Guyana's debt sustainability commitments under the E-HIPC impose a binding constraint as to the level and type of debt that can be contracted.

---

<sup>6</sup> The most recent IMF Mission in May 2005 reviewed performance but did not discuss the medium term programme. The Government is herein presenting its proposed framework for the medium term.

It is within this context that Guyana crafted its medium term macroeconomic strategy to address key structural reforms in policy, governance, institutional and regulatory areas and design a public investment framework that would generate quick supply responses in the productive sector and enhance access to basic social services. The projections highlight several important points. First, the prospects for the investments proposed and their impact on poverty reduction indicators ultimately depend on macroeconomic growth patterns in 2005 and beyond--patterns which in turn will be shaped by the policy reforms and disaster reconstruction over the next three years.

Second, if Guyana is to sustain a reasonable rate of growth, substantial external funds will be required. If borrowing is limited to the current HIPC ceilings of debt sustainability under the fiscal criteria, grant resources will be required to finance the reconstruction programme.

**Box 1 The Impact of Guyana's National Disaster on Poverty**

In January 2005, unprecedented rains resulted in extensive flooding across most of Guyana's coastline, affecting three regions (3,4 and 5) and dislocating 70,000 households. The government, with assistance from the United Nations Economic Commission for Latin America and the Caribbean (UNECLAC), estimated damages in excess of G\$93 billion or US\$465 million. The impact of the floods reversed GDP growth from 0.4 percent to -2.6 percent. The economic and social damage was extensive, touching virtually all the sectors and severely affecting close to 275,000 persons, or one-third of the population.

In the economic sector, the activities most affected were agriculture, manufacturing, retail trade and distribution. Road networks were damaged in many locations, depleting productive capacity. These roadways, located in heavily populated areas, included 181 miles of farm-to-market and community roads in poor areas. The disaster also highlighted the state of the drainage and irrigation system, which was overwhelmed by the flood. GWI suffered damage to water mains and pipelines, and service was disrupted under the risk of contamination of submerged pipelines.

Many subsistence farmers, small business operators and vendors suffered enduring damage to their livelihoods and encountered severe liquidity constraints due to the closure of their operations. Although official numbers are not available to measure the depth of vulnerability of poor households in Guyana, it can be surmised that many of the low-income households would have fallen deeper in poverty as their resources were redirected from investment activities to maintaining adequate consumption during the affected weeks of the flood.

Donor resources and private inflows for relief operations flowed immediately after the flood and provided key support in mitigating the impact of the disaster particularly for affected households. Not inconsequentially, many households were also able to draw on support through remittances, which helped to alleviate the impact. The government also provided financial and economic relief directly to affected households and small farmers, through direct cash allowances, seed, livestock and other agriculture inputs.

Finally, on the financial front, it is crucial that public consumption be reduced, domestic savings increased and that there is a continued net transfer of external resources into Guyana. Economic policies will be needed to promote appropriate levels of investment in both the public and private sectors. Private and public investments will play a critical role in generating, accelerating and sustaining economic growth. While accommodating policies, legislative and regulatory reforms may encourage private investment; public investment should provide the necessary complementarities required to encourage private sector participation.

The starting point for projections, i.e. the negative GDP growth rate projected in 2005, is a discouraging one, but the groundwork is being laid to stabilize the economy for growth to resume in 2006. To this end, the government will continue

to pursue prudent fiscal and monetary policy with the objective of ensuring price and exchange rate stability. In addition, the Government will continue its implementation of fundamental structural and institutional reforms to enhance the business environment and expeditious restoration of the country's productive capacity and so provide for accelerated growth beyond 2007.

TABLE 7.1: KEY MEDIUM TERM ECONOMIC INDICATORS, 2003-2009							
	Actual		Projections				
	2003	2004	2005	2006	2007	2008	2009
(Annual percentage changes, unless otherwise indicated)							
<b>National accounts and prices</b>							
Real GDP	-0.6	1.6	-2.6	0.7	3.2	3.5	3.7
GDP deflator (p.a.)	5.4	5.8	4.5	4.9	3.2	2.7	2.8
(Ratios to GDP)							
Gross domestic investment	21.0	22.1	33.2	34.8	30.4	25.3	23.7
<i>Of which</i> Public investment	14.5	16.4	26.9	28.3	24.2	18.7	17.1
Gross national savings	8.9	10.1	6.8	8.0	8.1	8.7	10.9
Total Consumption	90.0	89.0	94.4	92.9	91.9	93.1	91.4
<b>Public finances</b>							
Central Government							
Total revenues	31.5	33.2	32.4	32.5	33.1	33.5	33.4
Total expenditures	44.9	49.0	52.9	52.4	50.9	49.0	47.7
Primary balance	-8.4	-8.6	-16.6	-15.9	-14.1	-11.8	-10.5
Overall balance after grants	-9.6	-7.0	-11.3	-12.0	-11.6	-9.9	-9.5
Public Enterprises (Net Current Balance)	3.6	4.4	4.7	5.0	5.0	5.5	6.0
Public Savings	2.4	5.4	1.7	3.5	4.4	5.4	5.7
NFPS Overall Balance after grants	-8.7	-4.4	-15.1	-16.9	-13.5	-7.7	-6.6
<b>Balance of payments</b>							
Current account	-12.1	-12.0	-26.4	-26.8	-22.2	-16.6	-12.8
Merchandise trade balance	-7.7	-8.2	-24.4	-23.7	-17.8	-13.8	-10.7
Change in net international reserves	..	..	-11.3	17.2	-0.2	13.5	-0.1
Import cover ratio	4.2	3.6	3.5	3.3	3.5	3.4	3.5

Source: Ministry of Finance, Bank of Guyana, Bureau of Statistic and PCPMU projections

The projections presented in Table 7.1 above are based on a set of cautiously optimistic assumptions and represent, in the Government's view, sustainable prospects in the real sector and investment levels geared to augment private sector activities. Specifically, the projections assume (i) mobilization of external resources, both loans and grants, through reprogramming of Guyana's existing loan portfolio with the International Financial Institutions (IFIs); (ii) restoration of the productive capacity within three years; (iii) completion of the Skeldon Sugar and Cogeneration factory in 2007; (iv) introduction of VAT and other fiscal reforms and their impact on revenues; and (iv) an improved business and political environments that will spur private sector investment..

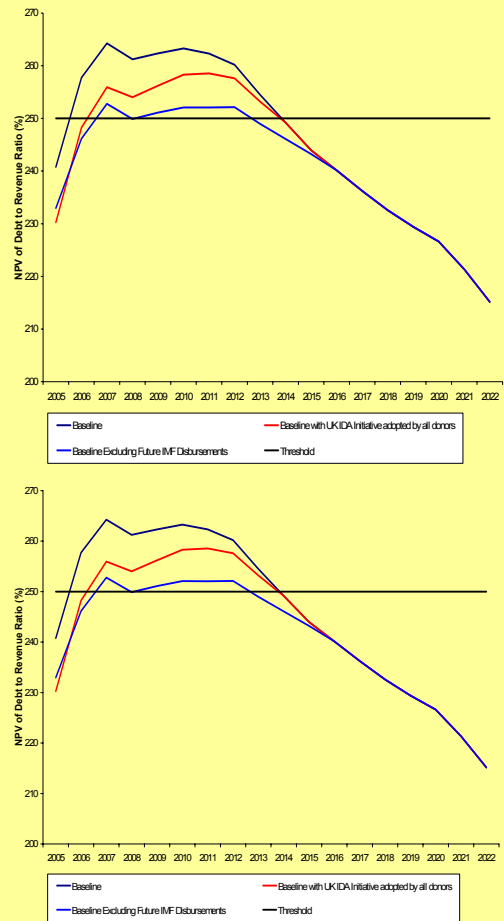
Under these assumptions, the economy is expected to reverse the negative growth rate of - 2.6 percent in 2005 to reach an average growth path of 2.8 percent 2006-2009. The negative growth rate in 2005 reflects the expected economic fallout from the national disaster that struck Guyana in January 2005. The recovery program will be completed in 2006 and this is expected to put the economy back on a positive growth path with sugar, bauxite and services leading the growth process.

**Box 2. External Borrowing and Debt Sustainability**

Borrowing decisions for investments in the poverty strategy will clearly have implications for the sustainability of Guyana's debt stock. The relevant measure of debt sustainability for Guyana is the ratio of the Net Present Value of External Debt to Government Revenue. On present assumptions, this ratio is projected to peak at 258% in 2007, above the IMF/World Bank ceiling for debt sustainability set at 250% for Guyana. The baseline case, as well as some options for improving prospects for debt sustainability, is presented in the charts below.

The possibility of 100% grant financing from IDA in the future, under the IDA14 allocation mechanism, improves prospects for debt sustainability. Equally, the possibility of all countries joining the UK's initiative to cover Guyana's debt service to IDA until 2014 is beneficial to debt sustainability, but still leaves the peak precariously close to the threshold.

The two options, which have the greatest effect, bringing the baseline case to around the threshold of 250%, relate to borrowing from the IDB and the IMF. In one scenario, the IDB adopts an IDA14 style allocation of grants from 2006. The example presented here involves 50% of the projected IDB disbursements in 2006/7 being provided as grants. The second scenario presents the effect on debt sustainability of not making any further disbursements under the IMF's PRGF. Both scenarios have a significant impact on debt sustainability. The recent pronouncement of debt relief from the G-8 has not been included in the analysis as details are not available.



Revenue from the non-financial public sector is projected to be strong in the medium term on account of the fiscal measures and reforms currently under implementation. Total public revenue (including the net current balance of public enterprises) is projected to average 38.2 percent of GDP over the medium term. Central Government expenditures, on the other hand, are projected to rise to 53 percent of GDP in 2005 before declining steadily to reach 48 percent of GDP by 2009. Disaster recovery and reconstruction and the construction of the Guysuco Skeldon factory account for the steep rise in expenditures between 2005-2007 to an average of 52 percent of GDP during those years. The overall non-financial public sector deficit is projected to rise sharply to 15.1 percent of GDP in 2005, then to 16.9 percent of GDP in 2006 before declining precipitously over the next three years to reach 6.6 percent of GDP by 2009.

The external account is projected to register steep declines, particularly in 2005 and 2006. Higher capital imports for the Skeldon Project, increasing fuel prices, and the volume of consumer and durable goods to restock depleted inventories combined with lower volumes of sugar exports, will lead to a significant deterioration of the current account balance. As a result, the current account deficit will rise from 12 percent of GDP in 2004 to about 26.7 percent of GDP in 2005 and 26.8 percent in 2006 before declining to 12.8 percent of GDP in 2009. Gross international reserves will remain at an average of 3.4 percent of import cover.

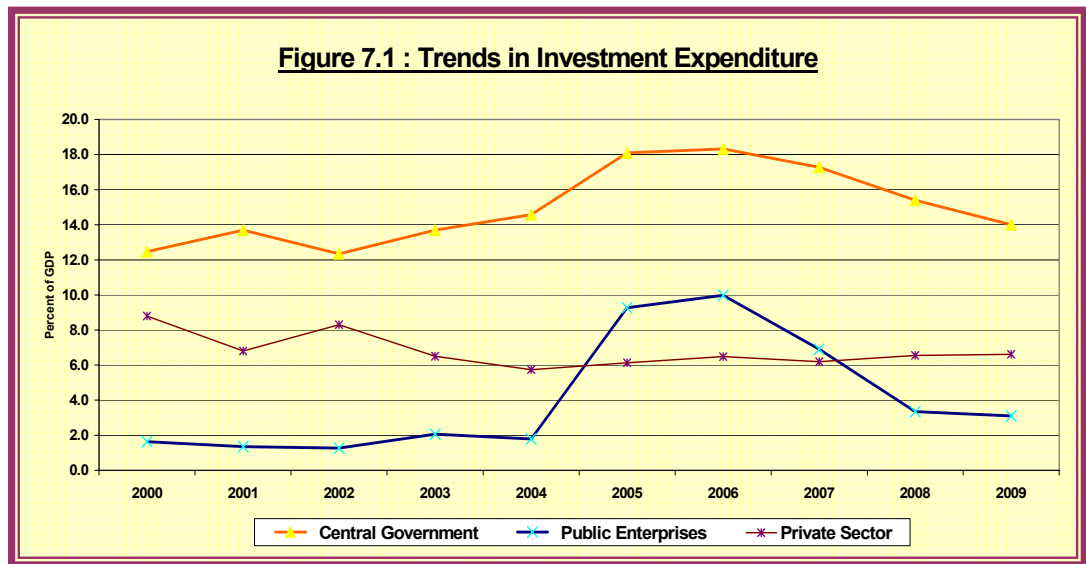
### **The Investment Programme**

Clearly, transforming the economy, improving economic and social infrastructure and meeting the MDGs will require substantially more resources. Yet, unless Guyana undertakes critical investments in recovery and reconstruction, modernizes and restructures the sugar industry and begins laying the ground work to facilitate private sector investment and growth, poverty indicators will worsen sharply and attainment of the MDGs may become elusive.

Consistent with the output growth rates presented above, the public investment requirement for the period through 2009 was derived on the basis of a review of each sector's past performance and future potential, in addition to the urgency of completing recovery and reconstruction of the productive capacity destroyed by the recent floods. These levels are represented in the public investment breakdown shown in Table 7.2 below. The medium-term investment programme represents a significant increase over the previous years. Figure 7.1 provides trends of the investment programme from 2000 to 2009. From G\$25.2 billion in 2004, the programme rises precipitously to G\$47.5 billion in 2006 before declining to G\$34.4 billion in 2009.

Several factors are responsible for this steep rise. First, the restructuring of the sugar industry, included in the PSIP, is estimated to cost close to G\$30 billion during 2005-2007. Second, rehabilitation and reconstruction of infrastructure arising out of the natural disaster is estimated to cost about G\$14.6 billion over the same period. And, third, the cricket stadium under construction, will contribute another G\$4.7 billion. With the completion of these major projects, the investment programme begins to decline in 2008, returning close to 2000 levels in 2009 (as a share of GDP).





### **Policies and Reforms to Promote Growth**

Despite progress with the legal and regulatory framework, the private sector has not responded in a way that will boost the economy and create jobs to reduce the prevalence of poverty. Clearly, the stimulation of private investment will take more than appropriate laws and regulations. It will require a complementing infrastructure, political stability, law and order, and the reduction of red tape in the government bureaucracy. With these in mind, the Government will design and implement policies that will make Guyana a safe haven for private investment to flourish.

### **Accelerating the Restructuring and Modernisation of Traditional Sectors**

The traditional sectors of agriculture, forestry and mining account for more than 34 percent of gross domestic product, employ more than 40 percent of the total labour force and contribute over 65 percent of foreign exchange earnings. These sectors also face daunting challenges in maintaining and improving competitiveness. Given the importance of these sectors to growth, job creation, and poverty reduction, Government is taking several steps to facilitate and accelerate their restructuring and modernization.

### **Agriculture**

#### **Rural Agriculture, Fishing and Livestock Sub-Sectors**

The Government will continue to implement programmes in support of rural agriculture in order to reduce rural poverty. Some of the measures that will be taken in the medium term in addition to existing programmes include (i) developing regional markets for the export of beef; and (ii) expanding markets for the exports of non-traditional exports. Ongoing reforms at the Bureau of National Standards will support these initiatives by providing guidance and enforcement of international best practices. Even so, the intervention of entrepreneurs in

packaging and marketing will be critical in the success of the government's rural agriculture program. The Investment Law and the Small Business Act provide incentives in geographic location of industries. The Government through Go-Invest will market the sector opportunities with the view of attracting investors in the agriculture sector.

In the rice sub-sector, in particular, the Government in the medium term will continue to implement its 2001-2011 strategic plan with emphasis, in the near term, on (i) improving cleaning, drying and storage facilities in each of the rice growing areas by 2006; (ii) obtaining 50 percent whole grain of milled rice of acceptable quality by 2005; (iii) increase the production of parboiled rice as a percent of whole grain to 25 percent; (iv) increase the share packaged rice production to 10 percent of total production; (v) establish bulk loading facilities for by 2006; and (vi) issue freehold land titles for 60 percent of rice farmers by 2006.

As part of the Fisheries Management and Development Plan, an Exploratory Committee will be established to assess the possibility of harvesting offshore resources. The Fisheries Department will restart the Observer Programme to better understand the potential of the seabob resource. The department is also expecting three projects to come on stream with funding from Japan, in the areas of aquaculture, a database of Caribbean Fisheries and an offshore survey for Large Pelagics. Another focus for 2005 is the restarting of the Cooperative Societies so that they can honour their debts to the Fisheries Department, which amount to approximately US\$25 million.

The Guyana Marketing Corporation (GMC) will continue its marketing efforts through export promotion activities in the Caribbean and North America. In collaboration with GoInvest, the trade and investment exposition--Guyana on Show--will take place in St. Lucia, Jamaica, New York and Miami. These activities, in combination with market studies, will identify key growth areas. In order to transfer this information to stakeholders, GMC will continue field visits to farming areas.

Specifically, in the dairy sector, a priority goal for the National Dairy Development Programme (NDDP) is the effective use of limited resources to increase beef production in targeted areas on the coast, with particular emphasis on producing beef with increased export possibilities. Support will be provided for the establishment of dairy processing units and the promotion of local dairy products. In order to accomplish the above, the NDDP will continue to unify farmers into strong, viable and sustainable groups to better withstand the impacts of globalisation.

Guyana will benefit from 11.7 million of the 24 million Euros within the European Union's Rice Project to assist Cariforum countries in improving competitiveness in the rice sector. Work on this project has started and will continue in 2005. During 2005, GRDB will continue to work towards increasing production within the sector and monitoring the sale of paddy by farmers to millers.

### The Sugar Sub-sector

One of the key challenges facing Guysuco is the reform of the European Sugar regime, which will come into effect in mid-2006. The proposals will see a reduction in price under the Sugar Protocol, amounting to 39 percent over a four-year period. The speed and depth of this cut will be extremely damaging to a vulnerable industry and is expected to result in an annual loss of income of US\$90 million for CARICOM sugar producers as a whole. For Guyana, the EU proposal on reform of the sugar regime will result in an annual loss of US\$40 million. This will be exacerbated by an enforced change to EU sugar subsidies after a challenge in the WTO. The change will put further downward pressure on international prices, again affecting the viability of the industry.

(i) Skeldon Factory

The Guysuco Skeldon Factory project covers the construction of (i) the raw sugar factory; and (ii) the steam and power cogeneration plant. Upon completion, the factory will be capable of producing up to 120,000 tonnes of high quality (VHP) raw sugar per year and supplying 10 MW of power to the national grid. Design work for the factory is ongoing. An advance team of ten engineers is currently in Guyana preparing for mobilisation and will be followed by the arrival of another workforce in August 2005. Civil works will begin in November 2005. Factory equipment will begin arriving in March 2006. Construction work will continue through to mid 2007, and the factory commissioned in October 2007.

(ii) Cogeneration

This significant element of the works will comprise the capability to export 10 MW of power throughout the year on a guaranteed basis. The bagasse residue from the sugar cane process will be the primary fuel supplemented by diesel-powered generation when bagasse stocks are exhausted during the inter-crop periods. The early completion of the diesel power plant will allow Guysuco to export power in advance of the main factory completion, thereby increasing its revenue stream and improving the stability of the power supply in Berbice.

(iii) Cane Production

The project has planted approximately 16 percent of the target cane area, with further planting being constrained by the processing capacity of the existing sugar factory. The production of additional sugar cane will be constrained by the availability of resources and will be synchronised with the commissioning of the new factory. In addition, Guysuco will adopt and begin implementation of an Environmental Management Plan for the Skeldon Project and associated canefield expansion including effective wildlife conservation at the Halcrow and Guysuco conservancies.

### Forestry

The Government, in 2005, will submit a revised Forestry Act that improves the legal basis for sustainable and environmentally sound management of Guyana's forests. The regulations to this Act will be completed in 2006.

### Mining

The Mining Amendment Act will be tabled in Parliament in 2006. An Environmental Impact Assessment for the mining sector will be conducted in 2005. Terms of References for the study have already been drafted.

Additional strategies, which have been developed and will be initiated include:

- Developing multi-stakeholder participation and consensus on mining sector issues
- Enhancing indigenous community participation and benefit sharing
- Improving small and medium scale mining.

Priority areas for the Geology and Mines Commission for 2005 are as follows:

- Improving environmental practice, efficiencies and productivity in the sector
- Improving land management and access for both miners and indigenous communities with benefit-sharing for the latter
- Demonstrating and encouraging improved mining and processing techniques
- Piloting fully for replication re-vegetation projects

RUSAL is currently undertaking pre-feasibility studies, inclusive of confirmatory geological borehole drilling for reserves with a view of establishing an Alumina plant and will take ownership of the Aroaima Bauxite Company by end 2005. Gold Stone Resources has begun to expand prospects for the development of high plateau bauxite in the west of the country, and initial discussions are underway with Trinidad and Tobago's National Gas Company on how an alumina plant project in Guyana may fit into the Trinidad Aluminum Smelter Project.

### Tourism

Guyana's tourism sector offers exciting opportunities for economic growth and poverty reduction. Over the last 5 years, substantial progress has been made in developing the tourism sector. Nevertheless, progress is limited by poor infrastructure, degradation of the environment and stable political environment. In the context of the vast potential, the Government has developed a 5-year tourism strategic plan to rejuvenate the sector and create employment opportunities. The Strategic Plan takes into account (i) an assessment of the industry and the global tourism industry; (ii) recent developments in the eco-tourism industry; and (iii) recent study titled "Identification of Tourism Development Initiatives for Guyana".

The development of the strategic plan will require (i) a comprehensive assessment of initiatives towards policy and planning of initiatives towards policy planning for the sector; (ii) examination of the integration of the tourism sector within the wider national development context; (iii) assessment of positioning of tourism as a priority sector for national development; and (iv) engagement in consultation of wide cross-section of stakeholders. The Strategic Plan, among other areas, will concentrate on policy, planning, markets and marketing, legislation, standards, infrastructure and accommodation.

### **Improving Competitiveness**

Guyana operates an open economy with exports accounting for more than 75 percent of GDP. With small population and limited internal market, growth prospects and poverty reduction are tied to Guyana's proper management of its adjustment to the new world economic environment. To this end, the Government will implement policies in the medium-term that will improve the country's competitiveness in the global markets place and that ties in all the facets of its productive sector. In particular, the Government will implement core policies that cut across most sectors of the economy and consists of incentive policies including macroeconomic policy, competition policy, taxation policy and trade policy and supply side policies including policy measures with respect to education and training, technology and standards, finance, investment promotion, red tape and aspects of the legal system; sector strategies to address the particular obstacles and opportunities facing enterprises on a sector specific basis; and (iii) strategic sub-sector or cluster policies that aim to target centers of dynamism which provide opportunities for growth and diversification.

### **Implementing Tax and Expenditure Reforms**

The Guyana Revenue Authority (GRA) will continue to enhance the system for registering taxpayers, accounting for revenue collections and controlling refunds as part of the planned implementation of the new information technology-based tax administration system. Work will continue on the implementation of the Taxpayer Identification Number (TIN) system, along with efforts to computerize the License Revenue Office.

A comprehensive Audit Plan is being developed to improve audit coverage of the tax roll and increase the recovery of unpaid taxes. Initiatives to enhance the anti-corruption programme through increased investigations, enforcement measures, training, and sanctions will also be maintained. Systems to track information on tax exemptions will be enhanced, enabling more detailed information to be published when the information technology tax administration systems become operational. In addition, policies, procedures and systems will be put in place for the administration of the Customs Duties (Amendment) Order No. 6 of 2005.

The Value Added Tax (VAT) Bill was enacted in July 2005 and implementing regulations for the VAT and Excise Tax will be in place by October 2005. The VAT Legislation would replace the Consumption Tax Act, the Travel Voucher Tax Act, the Hotel Accommodation Tax Act and

laws relating to service, premium, purchase, entertainment and telephone taxes. Once passed, it will lead to registration of businesses ahead of the full implementation of the system by July 2006. A number of consultation sessions are planned leading up to VAT implementation. A VAT Steering Committee and Implementation Team is in place at the GRA, along with a VAT Unit.

In addition, the Government will publish tax exemptions granted, specifying the amount and recipients by categories, by the end of June 2005. Further, a study has been undertaken on the economic costs and benefits of the existing exemptions focussing on how the exemptions affect the critical economic sectors.

On improving the soundness of the pension system, a prudential framework for investment decisions of the National Insurance Scheme will be implemented in September 2005 and a review of the public service pension system will be undertaken in December 2005.

### **Monetary and Financial Sector Reforms**

The Government will also take measures to implement monetary and financial reforms in order to further improve the operations of the financial system. To this end, a Financial Sector Assessment Programme (FSAP) will be undertaken shortly to provide a comprehensive review of Guyana's financial system and vulnerabilities. Consistent with the Amended Bank of Guyana Act 2004, the Governor of the central bank was appointed in June 2005.

In recent years, there have been discrepancies in fiscal and monetary data. Towards resolving this issue, an action plan for reconciliation of fiscal and monetary accounts was completed in May 2005. The Bank of Guyana will continue to conduct onsite inspections of at least 4 banks. The New Building Society inspection is scheduled in 2006. In addition, the banking supervision department of the Bank of Guyana will intensify training on risk-based supervision, develop a risk-based manual, and computerize the financial charts of accounts. Further, the Government will support the reduction of financial intermediation costs by establishing a commercial court in 2005 and issuing title deeds without restriction on transfers. The Government will also review and update all AML/CFT legislation to ensure that they are in line with international best practices.

### **Export Promotion**

Although the Guyana Office of Investment (GoInvest) was created to promote a more conducive investment climate, attract foreign direct investment (FDI), and promote export of traditional and non-traditional commodities, GoInvest has not yet been transformed into a truly one-stop shop. Government, in the medium-term, will restructure and refocus GoInvest in terms of its capacity to assist investors to set up businesses by filing all necessary documents and receiving all permits. This will include the establishment of branch offices/business centers in the key economic centers in the country. The main and branch offices will be staffed by well-trained advisors and equipped with state of the art communications and IT

equipment. GoInvest will also have the responsibility of facilitating FDI flows and encouraging exports to regional and international markets. Measurable results will include reducing the number of days to set up a business and increases in the levels of FDI and exports. Funds are required for training, hiring expert advisors, and for equipping the various business centers.

### **Investment Promotion**

Towards creating a favourable investment climate and promoting foreign and domestic investment, the Government will continue its fight against violent crime, improve its economic infrastructure, improve governance and continue positive dialogue with the political opposition. Many of these issues have already been dealt with in several sections of the document. In addition to implementing reforms in many of these areas, the Government will establish a Small Business Council to review regulations in the business sector and make recommendations to simplify procedures. Also, the Investment Promotion Council will be established to carry out the functions set out in the Investment Law. Further, the Government will review the Companies Act 1991, the Partnership Act, the Business Names (Registration) Act and the Friendly Societies Act of Guyana.

In addition, IPED will continue to promote investment in aquaculture, and to encourage the production and exportation of soya beans. Its Hinterland Thrust will be consolidated in 2005, and a methodology for promoting a business orientation in young people will be developed through collaboration with more than 50 youth groups. IPED also plans to focus more concertedly on working with the unemployed, and is currently negotiating with Laparkan and Western Union on the possibility of remittances being used for investment in business development. In addition, IPED will foster closer links with agencies such as the UG Faculty of Technology, IAST and the EPA to facilitate the transfer of technology to the business sector.

It is envisaged that over the next three years, the EMPRETEC programme will continue to implement its Small Business Development Programme, about which initial discussions have already been held with the Ministry of Tourism, Industry & Commerce. By the end of 2008, it is expected that a total of 400 entrepreneurs with high growth potential operating primarily in the key development sectors of general manufacturing, tourism, textiles and clothing, wood and agro processing, will be exposed to the tools necessary for improved competitiveness both locally and internationally. To facilitate the establishment of small business, IPED, EMPRETEC and Go-Invest will provide training and assistance to set-up or support newly established business and also assist in identifying potential new export markets. To this end, the Bureau of Standards will continue to provide information, support and awareness and enforce internationally agreed standards of product quality.

## **Governance and Institutional Regulatory Reforms**

### (i) Improving Transparency and Accountability

The Government will take steps to strengthen institutions and agencies that provide oversight to public finances. To this end, the Audit Act, which was enacted in 2004, will become operational in 2005. Further, steps will be taken to implement several recommendations in the Auditor General's Report. Specifically, the Wildlife Division will be merged with the Environmental Protection Agency (EPA) and its revenues transferred to the consolidated fund in 2005. Accounts of the Wildlife Division in the medium-term will be audited as part of the accounts of the EPA. Also, all existing external loans will be tabled in Parliament and the audited accounts of the GRA will be placed in Parliament.

In addition, fiduciary oversight will be strengthened through (i) enhanced parliamentary oversight; (ii) reduction in discretionary powers; and (iii) disclosure of officials' assets. Specifically, the Government will adopt and begin implementation of a time-bound reform programme to implement recommendations of the fiduciary oversight studies. Further, the Ministry of Finance will complete reconciliation of the payroll and IFMAS databases for all public servants identify major disparities between IFMAS and payroll, and complete reconciliation of the disparities in 2006.

### (ii) Procurement Reforms

With the passage of the Procurement Act and its regulations, the Government has begun undertaking administrative reforms to enhance the operational efficiency of the agencies and institutions involved in implementing the Procurement Act. In line with this, the government has appointed the members of the National Procurement Board (NPAB) and within the next 18 months will complete the following reforms:

- Dissemination of new laws and regulations through workshops and seminars;
- Preparation of new administrative tools to discharge the NPAB's new responsibilities including internal administrative rules, standing bidding documents, prequalification, evaluation, and contract forms, procurement manuals, guidelines and procedures, and flow charts and time schedules for all procurement methods;
- Design and implementation of a management information system for the NPAB's operation; and
- Preparation of training and dissemination program on new administrative tools
- Design and preparation of technical specifications for an electronic computer software/hardware package.



(iii) Land Tenure Security and Land Administration

The Government in the medium term will continue to improve land tenure security and land administration with a view to (i) reducing the time for Land Registry transfers by private landowners from 4 to 2 weeks; (ii) making land and property information available in a central location; and (iii) establishing a one-stop-shop for property transactions at the GLSC. In 2005, GLSC will complete the computerization of its land registry records.

(iv) Local Government

Efforts will continue to promote capacity building and institutional strengthening within the Local Government system, and a strategic plan will be in place by the end of 2005. These reforms, which would include training and recruitment of staff, will assist local government entities in efficiently managing the affairs of local communities. Further reforms in the medium-term will include amendment of Local Government Laws, which will be designed to empower local government bodies and also hold these bodies more accountable. In addition to ongoing programmes currently on stream, the Ministry will be working on:

- continued support for the Local Government Reform Process prior to new Local Government Elections, allowing communities to choose their own leaders;
- the dissemination of national policies for implementation by the Regional and Local Government Administration;
- the identification and preparation of landfill sites in Regions 3 and 4;
- the completion of the Urban Development Programme; and
- the establishment of four new townships.

(v) Reducing Crime and Improving the Justice Administration

The Government will continue to attach high priority to reducing crime and improving the general security of Guyanese. To this end, specific measures will be taken to improve the institutional capacity of the security agencies to maintain law and order. Measures will include:

- Enhancement of the capacity of the Guyana Police Force to prevent, detect and interdict criminal activities;
- Restructuring of the Guyana Prison Service and implementation of structured programmes for security and rehabilitation of prisoners;
- Mainstreaming the use of Information Technology within the Ministry of Home Affairs for greater administrative and operational efficiency;

- Establishment of an administrative framework and structure, and the coordination of the activities of the various departments involved in the implementation of the Guyana/Brazil International Road Transport Agreement;
- Development of a National Immigration Policy and a strategic plan for the Secretariat;
- Implementation of the National Drug Strategy Master Plan, 2005-2009;
- Reviewing the penal code with a view of making it harsher in dealing with repeated and violent crimes.

Enhancing the capacity of the Guyana Police force to detect and prevent crime and to prosecute criminal offenders is central to crime prevention efforts. In pursuit of these goals the following activities will be undertaken:

- **Reorientation and decentralization of community policing in Guyana** to allow members of community policing groups to become the catalyst for positive change in their communities, by projecting civic responsibility and alternatives to criminal lifestyles. The Units will not be centralized but there will be strong linkages between communities and the Police Division to facilitate the transfer of intelligence, ensure the security of communities and promote positive police-community relations.
- **Enhancement of Border and Immigration Security** to better monitor entries and stem trafficking in weapons, illicit drugs and in persons. Elimination of piracy in seaports, along the rivers and the Atlantic Coast will also be vigorously pursued and for that purpose the Marine Police station at Ruimveldt has been rebuilt, and a vibrant River and Shore Patrol Unit will be established. These improvements are critical given the imminent development of airstrips at Bartica and other locations, but resources such as vehicles, boats, communication equipment, computers, etc. are required for them to materialize.
- **Reorientation of Ranks and Responsibilities for Law and Order** will require that ranks respond to any crime observed or reported, regardless of the nature of that crime or the proximity of the crime scene to the station to which the rank is attached. Members of the force will intervene in any incident of public disorder including domestic violence and indecent language, and the beat system of police foot patrol will be reintroduced.
- **Improvement of Public Relations and the Image of the Force** will be pursued through training to develop civility and professionalism, and to dispel the aggressive and acrimonious image that may be projected by some ranks and perceived by some members of the public.

- **Development of a Modern and Effective Force** that is a technically and technologically sound organization throughout the next decade, and is capable of providing a service to the nation that is compatible with its regional and hemispheric counterparts. To this end, a process had begun to familiarize members of the Force with information systems and communications technology. This includes using the internet for research and for rapid and secure transfer and exchange of information between patrols on the road, investigators in the field and officials at the central database. There will also be a more coherent effort at networking between the Force and other collaborating local government agencies. A diagnostic study for the Information System has been completed but its implementation will require foreign assistance. Critical to the modernization of the Force is the development of language skills relevant for interacting with citizens from all countries in South America. Competency in a second language will become an essential condition for advancement in the Force.

The Government will continue to improve the administration of the justice system in support of an enabling business environment and adherence to fundamental human rights and the rule of law. To this end, consultancy work is ongoing with a view of passing commercial legislation and establishing a commercial court. This will help to instil confidence in investors with regard to the legal system. The judiciary also continues to make progress in the reduction of backlog of cases. It is anticipated that by 2007, the current backlog of over 7,000 cases will decline to about 2,500.

In addition, the judiciary plans to establish a family court in 2007. Among other things, this court will help to bring quicker resolution to family matters, especially those involving children. Further, training will be provided to personnel involved in Alternate Dispute Resolution with a view of reducing the number of cases that make their way to the courts. The north-south wing of the High Court will be rehabilitated and the Court of Appeal extended and renovated, in order to meet the requirements of the Caribbean Court of Justice.

(vi) Improving Political Governance

The Government, in consultation with the Parliament and the major political parties, will carry out comprehensive reforms with a view to improving political governance in the medium-term. These reforms that will involve the Parliament, the Parliamentary Committees and the Executive Branch, will be essential for strengthening and deepening the democratic process and providing an umbrella framework for political parties and in particular, the National Assembly, to contribute more meaningfully to the development process. The comprehensive study undertaken in Fiduciary Oversight and the Davies Report will form the basis of this. The 2001 Constitutional

Amendment, the recommendations of the Fiduciary Oversight Study and recommendations of the Davies Report will form the basis of these medium term reforms. To this end, a time bound action plan will be proposed to address many of the recommendations that will further expand the role and the autonomy of the National Assembly to meaningfully contribute to Guyana's development.

Chapter

## 8

## Infrastructure Development to Support Growth and Social Services: The Medium Term

The events of the recent natural disaster exposed Guyana's fragile infrastructure and heightened associated risks to long-term sustainable growth. Its lessons are reflected in the medium term investment programme with increased emphasis on drainage systems, conservancy dams, the road network and development of other infrastructure critical for complementing economic growth and social development. Not surprisingly, public investments in the medium term provide a sharp contrast to ones in the past.

TABLE 8.1 – GUYANA: COMPOSITION OF THE PUBLIC SECTOR INVESTMENT PROGRAM 2004-2009

SECTOR	2004	2005	2006	2007	2008	2009	AVERAGE
<b>PRODUCTIVE SECTOR</b>	<b>7.4</b>	<b>17.0</b>	<b>18.8</b>	<b>14.3</b>	<b>11.2</b>	<b>10.4</b>	<b>14.4</b>
Agriculture Support	2.2	9.2	10.1	7.0	4.2	4.0	6.9
<i>of which Drainage &amp; Irrigation</i>	0.4	0.7	0.9	1.0	1.8	1.8	1.2
<i>Guysuco</i>	1.3	8.3	9.1	5.9	2.3	2.1	5.6
Infrastructure 1/	5.2	7.8	8.7	7.4	7.0	6.4	7.5
<i>Transport and Communication</i>	4.6	6.0	6.2	5.7	6.0	5.8	6.0
<i>Power</i>	0.0	0.0	0.0	0.0	0.0	0.0	0.0
<i>Sea Defense</i>	0.6	1.0	0.9	0.8	0.8	0.6	0.8
<b>SOCIAL SECTOR</b>	<b>5.9</b>	<b>7.2</b>	<b>7.0</b>	<b>7.1</b>	<b>4.7</b>	<b>3.9</b>	<b>6.0</b>
Education	1.3	1.2	1.3	1.2	1.0	0.9	1.2
Community Services	0.7	1.2	1.0	1.2	0.2	0.2	0.8
Health	0.6	0.6	0.7	0.8	0.7	0.5	0.7
Housing Development	1.7	1.8	1.4	1.3	0.9	0.8	1.2
Water	0.8	0.7	1.3	1.4	1.1	0.9	1.0
Targeted Poverty Programmes 2/	0.9	1.9	1.3	1.2	0.8	0.6	1.1
<i>SIMAP and BNTF</i>	0.3	1.0	0.6	0.5	0.3	0.3	0.5
<b>GENERAL PUBLIC SERVICES 3/</b>	<b>2.6</b>	<b>1.7</b>	<b>1.9</b>	<b>1.9</b>	<b>1.9</b>	<b>1.9</b>	<b>1.9</b>
<i>Institutional Strengthening</i>	0.2	0.5	1.1	1.0	1.0	0.8	0.9
<i>Transfers</i>	1.5	0.4	0.0	0.0	0.0	0.0	0.1
Public Enterprises excluding Guysuco 4/	0.5	0.7	0.9	1.0	1.0	1.0	0.9
<b>Total Capital Spending</b>	<b>16.3</b>	<b>26.7</b>	<b>28.6</b>	<b>24.3</b>	<b>18.8</b>	<b>17.1</b>	<b>23.3</b>
<b>Investment Spending<sup>5/</sup></b>	<b>14.8</b>	<b>26.3</b>	<b>28.6</b>	<b>24.3</b>	<b>18.8</b>	<b>17.1</b>	<b>23.2</b>

Source: State Planning Secretariat, Ministry of Finance and PCPMU, Office of the President  
1/ Includes routine spending plus expenditure for Skeldon project  
2/ Includes BNTF, SIMAP, Rural Support Project and Locally funded Poverty Programmes  
5/ Total less Transfers  
6/ Italicized items are to highlight key components and are not an exhaustive set of the sub-components

Productive sector investment accounts for 62 percent of the total investment programme in the medium term. The large increase in the sector investment is the result of the Guysuco modernization and restructuring project, which accounts for the ten-fold growth of the agriculture sector. Similarly, the growth in infrastructure investment is due to the acceleration of the construction of major roads and reconstruction work arising out of the effects of the flooding in 2005. In particular, rehabilitation of the drainage system and the conservancy dams combined with road reconstruction and/or rehabilitation will dominate the medium term

infrastructure development. Other infrastructure development that is not captured in the investment programme but for which the Government will seek private sector interest includes the Berbice Bridge, a deep port harbour and the Guyana-Brazil Road. Consistent with its objectives of providing access to basic services in health, education, water and housing, social sector investment will continue to take a substantial part of public sector resources.

### **Sea Defences**

The first draft of a master plan for sea defence management is scheduled for completion in 2005. In addition, tendering for a socio-economic study and public awareness programme is scheduled to commence in 2005 and be completed by the first quarter of 2006. Some of the issues to be studied include:

- Management, finance and maintenance policies of the Sea Defence sector, public participation and socio-economic characteristics, their interconnections and presumptions for sustainable implementation
- The current status of the management and the level of public participation in the sector.

The Sea and River Defence Division will continue rehabilitation of sea defences and earth works in Regions 2, 3 and 5. The CDB-financed contract for the reconstruction of 1800m of riprap sea defences at Profit/Foulis, West Coast Berbice, is scheduled for completion in November 2005. A construction contract, funded by the European Development Fund, for the rehabilitation of 4 km of sea defences in Regions 2 and 3 will be awarded by the middle of 2005, and 20percent of the works are scheduled for completion in 2005. Funding has also been allocated for a pilot project for the re-establishment of mangroves along the coastline and for institutional strengthening of the Sea Defence Board.

The GIS database and Hydraulic Model are scheduled for completion in 2005. Institutional Capacity Building activities in 2005 will emphasize the establishment of a Shore Zone Management system.

### **The Transport Sector**

The Government is currently undertaking a transport sector study (TSS) to provide elements for decision-making in support of a coherent and consistent policy strategy towards the development of the transport sector over the next ten years to respond to the needs of the PRSP. The TSS will contribute to (i) identifying the requirements in the areas of policy, legislation, regulation, institutional arrangements, service provision and implementation for sustainable growth of the sector; (ii) carrying out comprehensive studies on specific sectors in order to focus on the most relevant problem areas; and (iii) developing a proposal for an indicative investment programme, based on the policy and studies, and consistent with the

Government's anticipated financial capacity. The TSS covers all modes of transport: road, maritime, inland waterways, aviation and possibly rail. Once completed, the investment programme in the transport sector will be modified to reflect the recommendations of the report. Nevertheless, given external financing availabilities in the medium-term, continued emphasis will be placed on seeking private sector participation in developing transport infrastructure.

**BOX 3: Mobilizing Private Initiative**

Given the enormity of Guyana's investment requirements, the Government will implement a number of initiatives to encourage the private sector in public/private sector partnerships. The first initiative is a specific incentive system, to promote investments in otherwise unattractive locations, in keeping with the Government's regional development objectives. The second and perhaps more innovative initiative is the Build, Operate and Turnover (BOAT) scheme.

Under these schemes, private investors would arrange financing, build and then operate a given facility for a certain period, after which it would be transferred to the Government. In bridge construction, where discussions of BOAT schemes are most advanced, this period is expected to be 25 years, coinciding with the completion of all debt service obligations. Private investors would be responsible for putting the financing package together without a government guarantee of loan repayment. This would also guarantee that payments would be made in the currencies required to service the debt and to provide a real return on equity.

Negotiations have been underway with four consortia with regard to the construction of the Berbice River Bridge. Importantly, the Government plans to mobilize more private involvement in other sectors. One important proposal is to build 1,200 miles of highway using contractor financing, possibly on a turnkey basis. A second proposal for private investment is a new container port and a third investment possibility is a joint private-public partnership for developing a deep port harbour.

These examples suggest that public and private investment need to be brought under a unified and more coherent conceptual and administrative framework in order to guide private investment and ensure that public commitments to supporting it are cost effective. This is not meant to plan or control private investment, but to ensure that all relevant considerations are taken into account when public resources are directly or indirectly applied to private investment.

(i) Roads

In 2005, the Ministry will undertake rehabilitation and reconstruction works in flood-affected areas, as well as the cleaning of roads and drains. A major part of the repair budget has been earmarked for the reconstruction of sections of roadway, indicating the severity of the damage caused by the recent national disaster.

Project plans for 2005 for the Ministry of Public Works and Communications include awarding contracts for the construction of the New Amsterdam-Moleson Creek Road and the Berbice River Crossing, and commencing construction of the former. In addition, construction works on bridges and culverts, the four-lane highway, as well as the Mahaica-Rosignol Road will be completed in 2005. Emphasis will also be placed on continued implementation of Road Safety and other maintenance programmes under the Routine Maintenance Management System. The Ministry of Public Works will refine its mechanisms of monitoring the work of contractors to ensure that high standards are upheld in contract works.

(ii) Air Transport

In 2005, focus will remain on rehabilitation of various aspects of the Cheddie Jagan International Airport, including construction of the hydro meteorological building and

the installation of security lighting. In addition, work on the Port Kaituma and Orinduik aerodromes will come to a close in 2005.

(iii) River Transport

In the medium-term, the Government will take measures to improve river transportation. This will include continuous maintenance of existing fleet of boats, improving regularity and punctuality of ferry services, upgrading ferry facilities and improving monitoring of ferry operations and stelling facilities.

Plans over the next year for the Demerara Harbour Bridge Corporation include continued maintenance of the entire structure and completion of the Administrative and Audit building. Taking into consideration the age of vessels and the need to provide an efficient and reliable service, the Transport and Harbours Department will increase its efforts towards acquiring new ferries as well as improving management and the operations of terminals.

**Unserved Areas Electrification Programme (UAEP)**

In spite of the challenge of inadequate manpower to undertake infrastructural works necessary for the construction of distribution networks, the Guyana Power and Light Company (GPL) plans to install 6000 connections in unserved areas in 2005. GPL will also conduct training to build the skills and capacity of staff. Further, consistent with the goal of reducing losses by 5 percent, GPL will undertake loss reduction investment projects based on the outcome of assessments to be carried out in 2005. Other priorities include two demonstration projects under the Hinterland electrification strategy, a plan to develop strategies for demand management/energy efficiency by GPL consumers, and the implementation of such a plan. An Electrical Inspector with international experience will be engaged as part of the plan to restructure the Electrical Inspector's Department.

**Drainage and Irrigation**

Coming out of the flooding disaster, an Infrastructure Recovery Task Force comprising experienced and seasoned engineers was established to oversee the speedy recovery of the drainage and irrigation sector. With donor assistance, the task force is implementing several emergency projects with a view of mitigating the effects of the May/June rains on the drainage system. Short-term civil works include the rehabilitation of canals to the Demerara River and to the Atlantic Ocean, excavation of the Shanks Canal, desilting of canals and the rehabilitation of outlet structures.

In the medium term, emphasis will be placed on construction of a road at Flagstaff between the public road and conservancy dam; excavation of cross canals within the East Demerara Conservancy to increase storage and to channel water to the designated outlet structures;



repairs to the conservancy dam embankment; the hydraulic and hydrologic modelling of the East Demerara Water conservancy system, sluice gates, water pumps and discharge canals; and the repair of critical outlet structures (kokers) in the seawall. In the long term, it is anticipated that related projects will prioritise the implementation of the Mahaica-Mahaicony-Abary water conservancy system and relevant embankments, discharge channels and control structures.

In addition to recovery work, construction, repairs and maintenance of D&I structures will continue, so as to provide critical support to the production of rice and other non-traditional agricultural crops such as vegetables and fruits. Works will be done on specific canals, drains, sluices and bridges across the country, five mobile drainage pumps will be purchased and those at Dawa, Cozier and Nabacalis rehabilitated.

Specifically, the following projects are planned for 2005:

<b>REGION 2</b>	<ul style="list-style-type: none"> <li>&gt;Construction of irrigation check at Lima and Sparta</li> <li>&gt;Construction of tail wall at Aurora</li> <li>&gt;Construction of box culvert at Cullen</li> <li>&gt;Replacement of drainage pump and related civil works at Cozier</li> </ul>
<b>REGION 3</b>	<ul style="list-style-type: none"> <li>&gt;Construction of culverts at Northern and Western Hogg Island</li> <li>&gt;Construction of an earthen dam at Palmyra Wakenaam</li> <li>&gt;Rehabilitation of a sluice and excavation of outfall at Vetrowen, Leguan</li> <li>&gt;Rehabilitation of the sluice at Uniform Leguan</li> </ul>
<b>REGION 4</b>	<ul style="list-style-type: none"> <li>&gt;Rehabilitation of drains in Caledonia/Good Success</li> <li>&gt;Construction of greenheart revetment at Golden Grove</li> <li>&gt;Rehabilitation of sluice at Supply, Mahaica</li> <li>&gt;Rehabilitation works on the East Demerara Water Conservancy</li> <li>&gt;Rehabilitation of Sluices and Channels at Beehive, BV/ Triumph, Hope, Belfield and Buxton</li> <li>&gt;Rehabilitation of Inlet and Outlet Channels at Hope, Belfield, EC.B</li> <li>&gt;The drainage canal at Kofi</li> <li>&gt;Maintenance, monitoring and security of the East Demerara conservancy embankment</li> </ul>
<b>REGION 5</b>	<ul style="list-style-type: none"> <li>&gt;Construction of greenheart revetment at Esau and Jacob</li> <li>&gt;Construction of embankment between Maniel Canal and Grass Hook</li> <li>&gt;Rehabilitation of Cottage/Industry and Esau/Jacob canals</li> <li>&gt;Rehabilitation of Barh/Industry canal</li> </ul>
<b>REGION 6</b>	<ul style="list-style-type: none"> <li>&gt;Rehabilitation of west drainage canal and grading dams at Whim, Corentyne</li> <li>&gt;Excavation of outfalls at Joppa, Eversham and Adventure</li> </ul>
<b>REGION 10</b>	<ul style="list-style-type: none"> <li>&gt;Rehabilitation of drains, canals and structures and purchase of excavator.</li> </ul>

**Telecommunications**

Although GT&T did not sustain significant or long-lasting damage as a result of the flooding, the company will attempt to reduce vulnerability to future events by developing a more formalized emergency response strategy. In line with this:

- containment walls will be built around Telephone House and some other critical exchanges, allowing for faster and easier flood-proofing;
- sump pumps will be used for de-watering where possible;
- sandbagging will also be used to close entrance gate areas;
- transformers will be raised above ground level, to give an extra degree of protection against flooding.

**The Environment**

In 2005, the EPA will work towards completing the National Bio-safety Framework, and the preparation of a policy on Genetically Modified Organisms and on International Property Rights for Guyana. The EPA will collaborate in the preparation of legislation for wildlife and develop a monitoring system for wildlife populations. Local and international links on Protected Areas Management will be extended and a legal and regulatory framework for Protected Areas defined. EPA will support the creation of a Community Conservation Area in Konashen, South Guyana, and, with IDB assistance, carries out assessments for priority sectors in 2005. Other planned activities include:

- Investigating the environmental effects of the flooding, develop guidelines and produce assessment reports;
- Conduct public awareness of Environmental Protection Regulations, 2000;
- Implement public education programme on bio-safety in collaboration with NRM by 2006;
- Produce a State of the Environment Report for 2004 in 2005.

**Medium Term Social Sector Programme**

The Government will continue to increase social sector spending in order to expand access to basic services. Table 8.2 provides a summary of social sector projected expenditure for the medium term. Total social sector spending is projected to rise from 20 percent in 2004 to 22.9 percent in 2009. Recurrent spending particularly in maintenance, materials and supplies, drugs and textbooks among others are projected rise modestly while capital spending especially in education and health is anticipated to decline on account of the completion of key projects. The rehabilitation of hospitals in Linden, Bartica and Mabaruma is projected to increase capital spending slightly in the medium term. Other capital spending includes construction of infrastructural facilities in housing schemes. Increased social sector spending in the medium term will help to improve access to basic services, delivery in the quality of care and reduction in poverty and also improve Guyana's chances in meeting the MDGs.

TABLE 8.2 : GUYANA MEDIUM TERM SOCIAL SECTOR SPENDING <sup>7</sup>						
(Percent of GDP)	2004	2005	2006	2007	2008	2009
unless otherwise indicated						
<b>Current</b>	11.5	11.6	12.1	12.4	12.5	12.8
<b>Personnel emoluments</b>	5.8	6.0	6	6.1	6.1	6.1
Education	4.2	4.3	4.3	4.4	4.4	4.4
Health	1.6	1.7	1.7	1.7	1.7	1.7
<b>Other</b>	5.7	5.6	6.1	6.3	6.4	6.7
Education	2.7	2.7	2.8	2.8	2.9	3
Health	2.1	2	2.2	2.3	2.3	2.4
Poverty Alleviation 1/	0.9	0.9	1.1	1.2	1.2	1.3
<b>Capital</b>	5.6	7.3	7.5	7.9	8.0	7.8
Education	1.3	1.5	1.3	1.2	1.0	0.9
Health	0.6	0.6	0.7	0.8	0.7	0.5
Poverty Alleviation 1/	3.7	5.3	5.5	5.9	6.3	6.4
<b>Housing and Water</b>	3.1	3.0	3.3	3.2	2.6	2.3
<b>Current</b>	0.7	0.6	0.6	0.6	0.6	0.6
Personnel emoluments	0	0	0	0	0	0
Other	0.7	0.6	0.6	0.6	0.6	0.6
<b>Capital</b>	2.1	2.4	2.7	2.6	2.0	1.7
<b>Public Service Reform 2/</b>	0.1	0	0	0	0	0
<b>Total Social Spending</b>	<b>20.0</b>	<b>22.0</b>	<b>22.9</b>	<b>23.6</b>	<b>23.1</b>	<b>22.9</b>
<b>EHIPC CP Social Spending 3/</b>	<b>17.1</b>	<b>18.9</b>	<b>19.6</b>	<b>20.3</b>	<b>20.5</b>	<b>20.6</b>
Total Current Spending	12.3	12.2	12.7	13.0	13.1	13.4
Total Capital Spending	7.7	9.8	10.2	10.6	10.0	9.5
Personnel emoluments/SS	29.0	27.3	26.2	25.9	26.4	26.7
Education	21.0	19.6	18.8	18.7	19.1	19.2
Health	8.0	7.7	7.4	7.2	7.4	7.4
Nominal GDP at market prices in billions of Guyana Dollars	154.6	157.4	166.2	177.1	188.2	200.6

Sources: Guyanese Authorities, IMF Publication (EBS/05/5)

1/ Includes SIMAP, BNTF, IFAD Rural Support Project and other poverty related programs

2/ Includes severance payments for civil service reform as well as safety net programs for Linmine workers in 2003.

3/ This is the definition used in the context of the Enhanced HIPC Completion Point. It excludes housing and water and public sector reform

## Education

In the medium term, the Ministry of Education will continue to implement its strategic plan with special emphasis on (i) improving the quality of the delivery of education, especially in the areas of literacy and numeracy; (ii) improving equity in the education sector by giving special attention to previously unreached students, those without access to quality secondary education and those in remote hinterland and riverain areas; (iii) increasing the level of commitment of students, parents and communities to the education process and to human rights; (iv) improving the human resources of the system; (v) improving the ministry's

<sup>7</sup> The social spending profile in Tables 8.1 and 8.2 differ slightly since 8.2 include a broader range of poverty programmes.

managerial capabilities to make it more effective and accountable; and (vi) reducing student and teacher absenteeism.

(i) Improving the Quality and Delivery

(a) Teacher Training

Special training programmes were developed to orient teachers in Early Childhood Education (ECE) to changes in curriculum. This training catered for over 90 percent of teachers at this level for the period 2003-2007. By end 2004, about 58 teachers or 61 percent were trained and during the period 2005-2007, the remaining will be trained. With respect to School Improvements Plans (SIPs), 50 percent of schools will meet the defined standards in 2005 and this will increase to 80 percent by 2007. The Ministry will also continue to promote the importance of the ECE especially in economically depressed areas. The Ministry intends to increase media coverage of this programme in all the challenged communities. In addition, training programs for parents and parents-to-be will continue using the parenting manual developed in 2003. The objective is to expand this programme to cover all nursery schools by 2007.

In spite of these training exercises that will be undertaken, the focus will continue to be training teachers to fill vacant positions in secondary and primary schools. The high student to teacher ratios at the primary and secondary school levels are unacceptable. While teachers could not be restrained from migrating, the government will reconsider and implement non-pecuniary and other incentives that may attract and retain teachers. In particular, special incentives will be granted to teachers that will take assignments in hinterland regions. At the same time, the Government will consider the review of policy on retirement age for teachers and explore the possibility of re-contracting retired teachers as a short-term measure. Further, school administrations will be strengthened to reduce teacher absenteeism and punctuality.

(b) Improving levels of Literacy and Numeracy

The new methodology to teach literacy based on a survey of good practices in Guyana and abroad will be expanded. This will allow increased improvement in the numbers of students meeting the defined standards, from among those entering primary schools from 2003. Trained teachers from the CPCE will deliver the new curriculum by 2007. In addition, the Ministry will continue to monitor improvements in mathematics and the sciences for students in Grades 1 to 3. In addition, 90 cluster advisors will be trained to support teachers through monthly cluster meetings and visits to schools in 2005. Teachers and head teachers will be trained to implement the literacy programmes. To this end, in the next two years, 250 teachers will be trained. Also, teacher training in hinterland and riverain areas by distance education

will increase and intensify with the proportion of trained teachers reaching 50 percent of the total teacher population in these areas.

Towards revising the curricula for nursery, primary and secondary nursing, a permanent commission will be established in 2005 to advise the Minister of Education on evaluation, revision, and updating of the curriculum. The commission's work will continue until 2007. In 2005, at least three regions will begin to work on aspects of localisation of the curriculum while about 75 percent of schools with SIPs will implement revised curricula in 2007. At the tertiary level, the curricula of the technical and vocational schools will be overhauled in 2005 and 2006 to reflect new subjects, revise subject areas, evaluate reports from employers and graduates and determine the rate at which graduates are employed.

(ii) Improving Equity in the Education Sector

The Government will continue its drive to improve equity in the education sector by giving special attention to previously unreached students, those without access to quality secondary education and those in remote hinterland and riverain areas. To this end, the Government will continue with the construction and rehabilitation of dormitory facilities and teachers' quarters in hinterland and riverain areas. Specifically, 40 percent of all hinterland schools will be brought up to the national standard, 600 beds will become available and 20 new teacher flats and/or houses will be constructed in 2006. The Escuela Nueva (EN) programme will be expanded in Regions 1 and 9 and extended to Regions 7 and 8 to accommodate 10 schools in 2005 and 20 schools in 2007.

Access to secondary education will continue to be improved and the curriculum redefined to pave the way towards Universal Secondary Education (USE). Through the BEAMS and GBET projects, over 5 secondary schools will be rehabilitated in 2005 and 3 new schools will be constructed. These projects will also assist in reducing over crowding.

Emphasis will also be placed on mainstreaming students with special needs. With the completion of the national study to establish a database of students with disabilities, the focus in 2005 will be to update data on disabilities throughout the 10 administrative regions of Guyana.

(iii) Increasing the Level of Commitment of Students, Parents and Communities

A key medium-term objective for the education sector is increasing the commitment of stakeholders in the education process. To this end, the Ministry of Education will continue to strengthen its existing policy of promoting the participation of stakeholders through training of PTAs and School Improvement Action Committees

(SIAC). In the same vein, the MOE will take continued steps to increase levels of respect, tolerance and diversity in schools. A special programme derived from the UNICEF Management of Social and Sensitive Issues Programme is being implemented to prepare teachers to be more effective facilitators for tolerance and diversity. Forty percent of teachers will be trained in 2005. This measure is intended to reduce student absenteeism.

(iv) Strengthening The Ministry of Education

The Government in the medium-term will continue its drive to increase the capacity of the Ministry of Education to implement education reforms. To this end, a new Education Bill that will modernize the 50-year old Education Act by establishing modern standards of education, including the regionalization and privatization of schools, will be tabled in Parliament in 2005. The Planning Unit of the Ministry will be strengthened with the recruitment of additional statisticians and IT experts. In addition, equipment for management and administrative purposes will be provided to central and regional departments. Further, regional officers will be trained in order to improve the decentralization of the management system. Over 75 percent of officers will be trained by 2007.

### **Health**

In the health sector, the emphasis in the medium-term will be the provision of basic health services to the population by improving management, logistics and programme effectiveness, and beginning a programme of regional decentralization. In this context, the Ministry will continue to implement its National Health Strategy to attain its poverty reduction indicators and relevant MDGs. The highlight of the medium term program will be the achievement of the following benchmarks:

- Increase in immunization rate for measles from 91 percent in 2002 to 96 percent in 2007;
- Increase in immunization rate for DPT from 93 percent in 2002 to 96 percent in 2007;
- Increase in the number of hospitals able to provide emergency obstetric care to 5 in 2007;
- Increase in the percentage of HIV+-pregnant women receiving counseling and preventative treatment from 86.2 percent in 2004 to 90 percent in 2005;
- Increase in the number of bed nets for malaria prevention purchased and/or distributed.

The Ministry will distribute copies of the National Health Plan (NHP) 2003-2007 to all stakeholders to ensure familiarity with the NHP. An in-house Oversight Committee and a complete implementation plan for the strategy will also be developed.

(i) Training

Training programmes in Oncology and Internal Medicine will begin in 2005 with funding from the Governments of Guyana and Israel. Similar programmes will be developed for Radiology and Obstetrics and Gynecology. The Nursing School will recruit 500 persons for nurses' training in 2005, 50 medexes will be trained and the class size for Community Health Workers increased. Still, nurses to patient and doctor to patient ratios are high and underlies the poor quality of care that may exist especially outside Georgetown and New Amsterdam. To this end, the government will consider other measures of accelerating training of nurses, doctors and other medical officials with the view of improving quality of service. To stem the migration of trained medical professionals, non-pecuniary and other incentives will be considered for key and critical staff.

(ii) Infrastructure and Technological Capacity

Agreements have been reached with IDB, and two firms have been short-listed to bid for the architectural design of a new hospital at Linden and an in-patient building at GPHC. The MOH will proceed to engage a construction firm to start construction by 2005. The Ministry of Local Government has also begun the tendering for a contractor to build the new Lethem Hospital in 2005. A blood bank and TB Clinic will be added to the NA Hospital and works will be completed on the extension of the Georgetown Blood Bank, the Public Health Laboratory and the new GUM clinic. In addition to this, X-ray facilities and laboratories will be installed at all regional hospitals and in some community hospitals. These facilities will provide increased access and reduce overcrowding at health centers and further reduce the influx of several patients to the Georgetown Public Hospital.

(iii) Accelerating Health Sector Reforms

The restructuring of the Ministry of Health will move forward with the addition of an Adolescent and Young Adult Health and Wellness Programme, a Guyana Center for Disease Control (to replace the present Communicable Disease Department), and restructuring of the Regional Health Services Department to provide more effective support to the health sector in the regions. The Health Sector Development Unit will be expanded and Regional Health Authority for Regions 6 and 10, and service agreements with the GPHC will be formalized.

(iv) Legal Framework

In 2005, the Ministry will work towards:

- Enacting the new Health Promotion and Protection Act to replace the 1934 Public Health Ordinance

- Enacting the new Health Facilities Bill, Paramedical Health Professional Bill, the Ministry of Health Bill and the Regional Health Authority Bill
- Revising the Food and Drug Act
- Introducing legislation for HIV/AIDS in accordance with the revised HIV/AIDS Policy Document.

(v) Regulatory and Quality Assurance System

The Quality Assurance system will be formalized with the drafting of regulations for doctors, pharmacists, nurses and paramedical personnel. The Hospital Inspectorate will be enhanced to cover all public health institutions, and to formalize and enforce the minimum standards and licensing requirements for all hospitals. A sector-wide proficiency testing system for public and private laboratories will be implemented and the laboratories in all regional hospitals will be required to be certified by the Bureau of Standards.

(vi) Health Promotion and Primary Health Care

In the medium term, the MOH will introduce a basic package of publicly-guaranteed health care services, and a basic package for laboratory services at all five levels of the health sector. Importantly, primary health care facilities will be rationalized with plans developed for all the administrative regions. A Tobacco Surveillance Survey Study will be completed and will facilitate the development of a National Tobacco Control Plan. Finally, steps will be taken to implement the National Nutrition Plan, and the Medical Termination of Pregnancy Act will be further implemented with the establishment of a new advisory committee.

(vii) Maternal and Child Health

In 2005, a number of measures will be put in place to reduce maternal and neonatal mortality. In addition to the introduction of new programmes at the GPHC and NA Hospitals, a national coordinating committee will be put in place to guide the development of the Integrated Management of Childhood Illnesses (IMCI) Programme. IMCI will be expanded from Regions 2 and 9 to Regions 1,3,5,6 and 8 with sensitization and training being conducted throughout 2005 in these regions. In addition, a community IMCI programme will be introduced in three Regions and a community IMCI course will be conducted in Region 4. With regard to the Prevention of Mother to Child Transmission of HIV/AIDS (PMTCT), training programmes will be conducted in all regions and PMTCT will be available at 62 sites in all ten regions. The rotavirus surveillance programme will also be expanded in preparation for the introduction of the new rotavirus vaccine in 2006. A major cause of maternal and infant mortality especially in hinterland and riverain areas is the difficult access to medical facilities. Mountain motorbikes and speedboats will be procured to provide



emergency transportation for expecting women and the sick to the nearest health facilities.

(viii) Disease Control

(a) HIV/AIDS

Efforts towards curtailing the spread and impact of HIV/AIDS will be enhanced through the following initiatives:

- Expansion of the PMTCT programme to a minimum of 60 sites in all ten regions
- Establishment of treatment and care programmes in at least one site in each region
- Provision of treatment for co-infection with HIV and TB for all co-infected patients
- Availability of CD4 counting to all HIV+ persons
- Introduction of DOTS and home-based care for HIV+ persons
- Finalization of the Behavioral Communications Change strategy and the expansion of the ME TO YOU Personal Responsibility campaign
- Establishment of a Prison and Disciplinary Services HIV/AIDS Programme
- Strengthening the Safe Injection policy through the introduction of new injection technology

(b) TB and Malaria

The MOH will formalize Strategic Plans for dealing with TB and malaria. With regard to TB specifically, the DOTS programme will be expanded, the TB Laboratory strengthened, and treatment manuals disseminated. The fight against malaria will continue with the expansion of ITN in Regions 1,7,8 and 9, the completion of an IT and surveillance system, and the introduction of a new insecticide-spraying programme.

(c) Other Diseases

In 2005, the MOH will:

- Appoint a National Diabetes and Hypertension Manager, and complete the National Diabetes and Hypertension Strategic Plans
- Establish a Cardiac Diagnostic Center at the GPHC
- Operationalize the Cancer Center with the introduction of radiotherapy and chemotherapy
- Develop a National Mental Health Strategic Plan.

(ix) Dental and Eye Care Services

Outreach programmes will be initiated to provide optometric and dental care to unserved and underserved areas. Efforts will be made to provide training and increase the number of dentists serving the public sector from 19 to 25, and to improve the dental services provided at health centers. Services to treat cataracts at the NA Hospital and GPHC will be enhanced, and outreach services provided to Regions 2,3,5,7,8,9 and 10. The MOH aims to introduce screening programmes in at least 40 schools in Regions 2,3,4,5,6 and 10. Schoolchildren in Regions 1,7,8 and 9 will be covered through existing programmes at hospitals. The Ministry will continue to screen the vision of the elderly in all ten regions and provide free spectacles to a minimum of 3,000 elderly persons.

(x) Health Information System

In 2005, a new health information system will be developed with the computerization of the Ministry of Health and the GPHC Health Information Departments. The Commodity Distribution and Planning System at the MMU will be strengthened and extended to GPHC, New Amsterdam and Linden. The Malaria Information System will be bolstered with computerizing of the Region 1 Malaria Programme Office, and computerization of the GUM and Chest Clinic data offices will also be complete.

**Sanitation**

The extent and impact of the flooding along the coastline in January 2005 underscored the importance of maintaining sound environmental conditions, including the elimination of littering, dumping of garbage in drainage canals and the establishment of dumpsites to dispose of garbage. In the medium term, the government will consider (i) establishing garbage dumps sites in towns; (ii) in collaboration with local government bodies, contracting garbage collection services to the private sector; (iii) creating public awareness and encouraging recycling programmes, and (iv) enforcing anti-littering laws with penalties.

**Water**

Following the flooding, GWI has sought in the medium term, to bring forward an IDB-funded project to improve the Georgetown water and sewerage infrastructure, and to reduce the risk of exposure to waterborne disease. In addition, a number of modifications will be made to wellhead infrastructure so as to render these less vulnerable to flooding. These works will include raising wellheads and critical electrical equipment, and the construction of bunds around affected wells.

In addition to this, the LBI metering project and the Georgetown Programme II are expected to be completed in 2005, and will provide 33,000 customers with improved levels of service and water quality, and 46,992 new connections. By the end of 2005, GWI will have worked

towards the provision of continued services to customers for at least 16 hours per day, the reduction of water leakage to 39.4%, the provision of water supply to 52.1% of the hinterland communities and initiation of service to over 10,000 new customers. More emphasis will also be placed on system improvements and leakage control. It is the intention that where meters are installed, the service pipe will also be replaced in accordance with the new standard, and this is expected to have a significant impact on leakage.

Following the approval of the Hinterland Strategy in 2004, GWI will continue to pursue a five year investment programme for the Hinterland to offset the costs and complicated logistics of working in remote areas over an extended period. GWI will identify suitable partners to develop an integrated and participatory approach to water supply, hygiene and sanitation in the Hinterland. Systems, procedures and practices will be developed and established in collaboration with partners to support an integrated and participatory approach to service provision and maintenance in the Hinterland, including the use of local labour to the extent possible. Some preparatory work has been done with BNTF and final approval is pending for investment in two of the small towns. Potential for BNTF to invest in the smaller settlements has been discussed and will be pursued.

An Environmental Management Plan to consolidate the mitigating measures, studies and monitoring of activities to ensure the environmental soundness of the programme, was approved by the GWI Board in February 2005.

The main areas of concern will be:

- Sewerage and sewage treatment in Georgetown
- Proliferation of and pollution from septic tanks
- Pollution and nuisance from pit latrines
- Sustainability and quality of the A and B sands
- Use of the Conservancy water during the El Nino years
- Risk of watercourse pollution from the mining industry

The long-term objectives of GWI's programme are to ensure that GWI meets the License targets:

- To provide 90% of the coastal population with safe water, whether through a connection to the network, standpipes, licensed boreholes or other means by the end of 2007
- Non-revenue water should be reduced to 25% of total water provided, in relation to those networks serving the coastal population by the end of 2007
- Georgetown and the coastal strip are to be provided with a 24/7 service by the end of 2006
- Sewage pump station downtime in Georgetown should be reduced to below 2% by the end of 2007

- Revenue meter coverage should be at least 85% by the end of 2007
- Provision of safe water to 80% of settlements in the Hinterland.

### **Housing**

In 2005, the Ministry of Housing and Water will bring under the regularisation process all one hundred and sixty five squatting areas that were prioritised for development, and establish functional Community Development Committees in most by 2006. Other targets for 2005 include processing 8,000–10,000 Titles/Transports, allocating 4,000 house lots, facilitating the construction of 500 low-income houses, and accelerating the construction of houses in the housing schemes.

The Ministry will continue its collaboration with the IDB on the Low Income Settlement Programme. In 2005, this project will facilitate infrastructure development for 9,000 house lots in 12 different low-income housing schemes throughout the country. With funding from the EU, the Ministry aims to service an additional 4,500 house lots in 6 schemes over the next 4 years. In addition to these projects, the CHPA is continuously undertaking infrastructure development for house lots, with projects ongoing in housing schemes, including squatter areas, across the country.

### **Social Safety Nets**

In 2005, the Difficult Circumstances Department of the Ministry of Human Services will continue to carry out the Government's mandate by providing for the less fortunate. Cabinet has approved another \$40 million for the school uniform assistance programme. Of this, \$10 million will be allocated to the Ministry of Amerindian Affairs to complete distribution of uniforms in regions, which were not covered in 2004. The Human Services Ministry will provide assistance to some 20,000 children, and will help over 700 persons with wheel chairs, walkers, sewing machines, prosthetic limbs, spectacles and other items. The Ministry will also continue to assist with funeral expenses.

### **SIMAP**

A priority for 2005 is to rapidly implement projects approved and contracted out. These projects will generate about 2000 jobs and will directly benefit 100,000 persons in 2005.

The following projects are scheduled for 2005:

- In Region 2, the replacement of the Liberty Primary School, rehabilitation and extension of the Lilydale Primary School, execution of the Riverstown Sands Water Supply Project, and rehabilitation of farm to market roads at Sommerset Cross Canal/ Plantation Evergreen/New Road.
- In Region 3, 21 projects comprising 4 drainage projects, construction of one school, rehabilitation of 13 roads and construction of three multipurpose centers

- In Region 4, 22 projects including 2 schools, 2 water supply projects, 13 road projects, 2 multipurpose centers and the reconstruction of the male dormitory at President's College
- In Region 5, 13 projects including 6 road projects, 4 water projects, 1 school and 2 multipurpose centers
- In Region 6, 17 projects primarily focusing on road rehabilitation.
- In Region 7, 8 projects including the construction of a multipurpose center at Itabali, community centers at Kartabo and Tassarene, a nursery school at Kamarang, a nursery and primary school at Quebanang, Falls Top and Wax Creek/ Chinoweing.

In addition to the above, SIMAP will undertake several projects in Regions 1, 8, 9 and 10, the details of which can be found under special interventions programs.

### **Hinterland Development**

Recognizing the roles and responsibilities of communities, training will be provided to improve local governance, administrative and management capacity of Amerindian leaders across Guyana. The target number is 90 communities involving a total of 392 village leaders and animators. The areas of training are Governance, Public Administration and Finance, Environmental Management, Project Management, Community Development and Decision Making. This will have positive implications for approaches in regional government and systems, community planning, community organizational and social structures and dynamics, CBOs, CDOs and NGOs and semi-autonomous agencies. The training will allow for greater competence and confidence among village animators and leaders, and service delivery will be enhanced.

The MoAA will take into consideration the need for refresher courses, seminars, workshops and training geared toward the further development of leadership skills, knowledge and attitudes. Updating of relevant training materials and newly developed materials will also be included in the MoAA's outreach to villages.

From 2005, a Management Information System has been in place with appropriate database and data analysis for extracting and updating information that will be actively utilized by the MoAA.

### **Special Intervention Programmes**

In 2005, the Ministry of Amerindian Affairs will continue to work towards the creation of improved standards of living in Amerindian communities. This will be reflected in the provision of a monthly subvention to the Bina Hill Institute, Region 9; the provision of school uniforms in Regions 2,3,4,5,6 and 10; and the construction of a dormitory in Georgetown to accommodate 200 hinterland scholarship awardees.

In addition, the Ministry plans to acquire boats and other equipment for Regions 1,2,6, 7 and 9, a tractor and trailer for Region 7; construct ten village offices in Regions 2,7,8, and 9; and pursue the titling of thirty-four Amerindian Communities in Regions 1,2,4,8,9 and 10. The process for the titling of some of these communities has already commenced and will continue through 2007.

#### Region 1: Barima -Waini

Economic and social development will be fostered through the construction of road networks from Matthews Ridge to Baramita, Citrus Grove to Port Kaituma and the Port Kaituma School Road. Additionally, rehabilitation works will be undertaken on the road from Tobago Hill to Wauna, Manicurie Junction to Arakaka and Falls to Manicurie Junction. A bridge will be constructed at Kumaka Junction. These infrastructure projects will assist in transporting agriculture produce and promote regional development.

The Health sector will be boosted by the completion of the dental hut and laboratory at Matthews Ridge and the construction of health huts at St. Anselm, Canal Bank and Lower Kariabo. Capacity at the dental clinic at Kumaka will be boosted with the acquisition of a dental chair unit and an x-ray machine while the Matthew Ridge center will receive a partial portable set. In addition, an assessment will be made to determine the quantum of regional medical supplies and measures will be taken to ensure regular supplies of drugs in health facilities. Consideration will also be given to providing emergency all terrain transportation/equipment for communities that have difficulty accessing to health clinics due to the difficult terrain. Government will recruit and retain health personnel in the region, given the severe shortages of medical personnel nationwide

In education, special provisions will be made to extend the dormitories at North West and Santa Rosa Secondary and construct teachers' quarters at Kamawatta, Four Miles and Hotoquai. Further, the government will continue its programme of providing school uniforms, lunch vouchers, and transportation to needy children in an effort to increase school attendance. Incentives will also be provided to attract and retain teachers in primary and secondary schools.

The Region will continue to benefit from national programmes such as SIMAP, BNTF and the Hinterland Water Strategy which aims to ensure the improved water and sanitation facilities are accessible to 80% of all settlements in the hinterland by 2007. These projects will, among other things, (i) develop new wells; (ii) provide potable water; and (iii) rehabilitate existing water systems.

### Region 8: Potaro -Siparuni

The Government with the establishment of the Small Business and Investment Councils will promote the benefits of the Small Business Act and Investment Law that was passed in 2004. These pieces of legislation provide incentives to investors locating in hinterland regions such as Region 8 and augment economic development with potential of creating employment.

In education, the government will continue to provide subsidies in the form of school uniforms and lunch vouchers and also explore the possibility of providing transportation to students in special circumstances. Incentives packages will also be implemented to enable the recruitment and retention of teachers for primary and secondary schools. Educational support will continue with the extension of the primary schools at Paramakatoi and Kopinang and the construction of teachers' quarters at Kopinang and Tuseneng. SIMAP has earmarked Kaibarupai and Monkey Mountain for the construction of multipurpose centers and will rehabilitate the nursery/ primary school at Waipa.

Health services will be enhanced with the extension of the health posts at Paramakatoi, Kopinang and Tumatumari. Additionally, the dental unit at the Madhia Hospital will receive a dental chair and unit and an x-ray machine, while the centers at Paramakatoi and Kato will receive partial sets. A fogging machine will be procured for use in the Mahdia Area to reduce incidents of malaria and other vector borne diseases. The incentives system for medical professionals will receive urgent attention with a view of improving the quality of care in the region and also reducing deaths by preventable diseases.

### Region 9: Upper Takatu – Upper Essequibo

The medium term priorities in Region 9 include (i) accelerating the issuance of land titles; (ii) improving economic infrastructure to stimulate economic growth; (iii) improving access and quality of education, health services; and water. In accelerating the issuance of land titles, efforts will continue to have the Konashen Amerindian District given an absolute grant of land title. SIMAP will construct multipurpose centers at Yurong Peru and Cracrana. Infrastructure developments to increase economic activities include the construction of bridges, roads and the installation of culverts.

As in Regions 1 and 8, the Government will implement an incentive package to attract and retain teachers, nurses and doctors that are so critical in improving the quality and delivery of these services. In education, special provisions will be made to upgrade teacher support services with the construction of living quarters in Aishalton, Sand Creek, Fair View, Shea, Tiger Pond and Nappi. Residents will benefit from the construction of a primary school at Yurong Peru and nursery schools at Parishara, Tiger Pond, and Surama. An auditorium will be constructed at St. Ignatius and the primary schools at Kwatamang and Hiowa will be extended. Further, needy children in the region will benefit from the school uniform, lunch and

transportation programs that will be implemented over the medium-term. Attention will also be given to the rehabilitation of the airstrip at Lethem in support of facilitating tourism and inter country travel.

Health infrastructure for the region will include the construction of a Health Post at Surama. Lethem hospital will have a dental chair unit and an x-ray machine. The Karasabai and Aishalton health centers will each have a partial set. Further, drug and medical supplies storage will be reviewed with the objective of ensuring regular medical supplies in the region.

In an effort to support the growth of the beef industry in the region, Foot and Mouth control buildings will be established at Mickie Crossing and Baitoon Crossing. New plant nurseries will be established at Karasabai and Annai.

Electricity services will be extended to Tabatinga and St. Ignatius. The water supply network will also be enhanced with the installation of windmills, water tanks and trestles.

#### Region 10: Upper Demerara - Berbice

Agricultural production in new areas will be further facilitated by the rehabilitation of roads and drains at Amelia's Ward, Ituni/ Kwakwani, Rainbow City and Wisroc.

Efforts will continue in 2005 to improve the quality of health care in the region through the procurement of operating theatre lights, the extension of the health centre at One Mile Linden, and the upgrading of the health post to a health centre at Wisroc. Dental care will be enhanced with the installation of a dental unit at the Mackenzie Hospital and a chair at the Wismar Hospital and the One Mile and Kwakwani Health Centers. The quality of health care in Region 10 will be improved through the rehabilitation of the Linden Hospital and the upgrading of the hospital at Kwakwani. A malaria centre will be constructed. As part of the ongoing programme to meet the educational needs of the region, nursery schools will be constructed at Christiansburg, Wismar, Republic Avenue and Amelia's Ward, and teachers' quarters' at Kwakwani and Ituni will be rehabilitated.

SIMAP expects to construct multipurpose centers at Bamia, Block 22, Central Amelia's Ward and Wiruni and extend the Center at Maria Elisabeth/Three Friends.

As part of the ongoing programme to enable Amerindian communities to lead their own development, the legal status of seven Amerindian communities will be settled in accordance with the wishes of those communities. In recognition of the special needs of schools in the hinterland regions, there will be an increase in the remote area incentive for teachers in Region 10 and school-feeding programmes will be implemented in all hinterland schools.



Through the Low-Income Settlement programme, 1,534 house lots for squatter settlements will be distributed over the medium term. The rehabilitation of Linden Water Supply, as part of the overall water sector investment plan, will also be completed.

### **Linden Economic Advancement Programme (LEAP)**

In 2005, LEAP's priority activities will continue with on-lending to micro, small and medium enterprises to facilitate the start-up and expansion of businesses, and training for entrepreneurs in business planning, marketing and small business management. The Business Incubation Centre will be launched and the first group of tenants will benefit from its services. LEAP also aims to support the creation of large companies, medium-sized companies, and small and micro enterprises in the medium-term, to provide training programmes for retrenched workers and entrepreneurs, and to support youth entrepreneurship.

LEAP will also provide support to regional institutions to improve their capacity to plan activities, devise strategies, implement them, and set objectives to ensure the economic development of Region 10. Systematic investment promotion activities to attract new investment to Region 10 will continue, and the LEAP Infrastructure Investment Incentives will be implemented to support these efforts. In order to maximise the impact of these activities, additional infrastructure rehabilitation works and feasibility studies, particularly with regard to wharf facilities, will be undertaken. The Business Development Unit will also continue to provide business advice services, planning and marketing assistance, training to micro, small and medium enterprises, and support for youth entrepreneurship will be expanded through the Youth Entrepreneur Network.

### **Sports Facilities: The Cricket Stadium**

The contract was signed to build the stadium for the 2007 Cricket World Cup in 2005. Work will begin in 2005 and is scheduled to be completed by October 2006.

## Chapter

## 9

**MONITORING AND EVALUATION**

Guyana continues to make progress in achieving its PRSP targets and reaching the millennium development goals although it also faces serious challenges in meeting some of its MDGs. Of a total 25 poverty reduction indicators identified in 2001 and of which projections were made, Guyana successfully met or exceeded 14 or 56 percent of its targets. In particular, Guyana far exceeded its targets of pro-poor spending registering sustained improvement between 2000 and 2004 although since 2002, the spending has declined marginally from the actual in 2001. Nevertheless, spending in 2004 represented an increase of 22 percent over the target set in 2000. Table 9.1 provides a comparison of the projected and actual indicators for the period 2000-2004.

TABLE 9.1: GUYANA – PRSP INDICATORS, 2000-2004					
	2000	2001	2002	2003	2004
<b>Population below the national poverty line</b>	<b>35.1</b>	<b>34.9</b>	<b>34</b>	<b>33.1</b>	<b>32.2</b>
Actual					
<b>Total pro-poor spending (%GDP)/1<sup>8</sup></b>	<b>11.7</b>	<b>13.8</b>	<b>14.4</b>	<b>14.5</b>	<b>14.7</b>
Actual	18.4	19.2	18.5	17.1	17.1
<b>% primary school entrants reaching Grade 6</b>	<b>83.5</b>	<b>84</b>	<b>84.6</b>	<b>85.7</b>	<b>86.9</b>
Actual	83.4	83.5	88.3	88.3	88.7
<b>Repetition rate (secondary)</b>	<b>12.9</b>	<b>12.6</b>	<b>12.3</b>	<b>11.2</b>	<b>10.1</b>
Actual	12.9	12.9	12.6	11.8	10.6
<b>Student/trained teacher ratio (primary)</b>	<b>54:1</b>	<b>53:1</b>	<b>53:1</b>	<b>52:1</b>	<b>50:1</b>
Actual	54:1	50:1	50:1	51.1	50:1
<b>Student/trained teacher ratio (secondary)</b>	<b>37:1</b>	<b>36:1</b>	<b>35:1</b>	<b>34:1</b>	<b>33:1</b>
Actual	37:1	38:1	38:1	39.1	40:1
<b>Gross nursery school enrolment</b>	<b>87</b>	<b>87</b>	<b>88</b>	<b>90</b>	<b>91</b>
Actual	87	87	88	91	92
<b>Gross primary school enrolment</b>	<b>110</b>	<b>107</b>	<b>105</b>	<b>102</b>	<b>100</b>
Actual	110	107	105	104	102
<b>Gross secondary school enrolment</b>	<b>62</b>	<b>65</b>	<b>68</b>	<b>70</b>	<b>72</b>
Actual	62	65	65	65	73
<b>% trained teachers in secondary schools</b>	<b>55</b>	<b>56</b>	<b>57</b>	<b>60</b>	<b>62</b>
Actual	57.5	58.5	58.5	57.1	54.2
<b>% trained teachers in primary schools</b>	<b>49</b>	<b>49</b>	<b>52</b>	<b>55</b>	<b>58</b>
Actual	50	53	54	56	59.4
<b>Number of CXC passes</b>	<b>46.7</b>	<b>51.4</b>	<b>52.5</b>	<b>55.5</b>	<b>58</b>
Actual	73.3	74.5	77.1	75.8	76.3
<b>Infant mortality rate (per 10,000)</b>	<b>57</b>	<b>56</b>	<b>50</b>	<b>47</b>	<b>45</b>
Actual	57	56	54	54	53
<b>Maternal mortality rate (per 10,000)</b>	<b>188</b>	<b>187</b>	<b>170</b>	<b>150</b>	<b>145</b>
Actual	188	187	126	124	122
<b>1 year olds immunized against measles</b>	<b>88.9</b>	<b>90.2</b>	<b>93.3</b>	<b>95.5</b>	<b>97.1</b>
Actual	88.9	90.4	93.5	95.8	97.5
<b>1 year olds immunized against DPT</b>	<b>85.6</b>	<b>88.2</b>	<b>90.2</b>	<b>90.8</b>	<b>91.3</b>

TABLE 9.1: GUYANA – PRSP INDICATORS, 2000-2004					
	2000	2001	2002	2003	2004
Actual	85.6	88.2	91.0	91.0	92.8
<b>% with access to health services</b>	<b>90.4</b>	<b>90.5</b>	<b>92.5</b>	<b>93.7</b>	<b>93.8</b>
Actual	90.4	90.5	90.7	91.3	92.8
<b>Number of reported cases of AIDS</b>	<b>248</b>	<b>227</b>	<b>225</b>	<b>220</b>	<b>210</b>
Actual	248	435	450	475	480
<b>Reported cases of AIDS among women (15-45 cohort)</b>	<b>95</b>	<b>112</b>	<b>100</b>	<b>98</b>	<b>95</b>
Actual	95	123	128	131	133
<b>% with access to treated water</b>	<b>35.4</b>	<b>36.2</b>	<b>44.7</b>	<b>45.1</b>	<b>48.9</b>
Actual	35.4	36.2	44.7	45.1	46.9
<b>Domestic household connected to water system</b>	<b>65000</b>	<b>68200</b>	<b>71500</b>	<b>73400</b>	<b>75000</b>
Actual	65000	95180	114266	120072	125763
<b>Distribution network constructed (km)</b>	<b>230</b>	<b>250</b>	<b>263</b>	<b>275</b>	<b>278</b>
Actual	230	250	255	265	280
<b>% with access to adequate sanitation</b>	<b>88.4</b>	<b>89.2</b>	<b>89.5</b>	<b>89.8</b>	<b>90.2</b>
Actual	52	52.2	52.5	55.2	56.1
<b>House lots distributed</b>	<b>22,795</b>	<b>3,500</b>	<b>4,750</b>	<b>6,200</b>	<b>6,000</b>
Actual	22,735	975	4,195	4,739	4916
<b>Land/house titles distributed</b>	<b>1750</b>	<b>2015</b>	<b>5200</b>	<b>10200</b>	<b>12000</b>
Actual	1750	2416	7474	6020	5003

Source: Ministry of Finance, Health, Housing & Water, Education, BOS

Note: Target in line with definition used for EHIPC Social Spending. The redefined poverty spending is illustrated in Table 8.2

### Analysis of the Poverty Indicators

By far, education has the largest number of indicators representing about 35.7 percent of the total. Guyana met or exceeded 7 of its 10 education indicators. The three areas where the indicators fell short were directly linked to the availability of teachers and teacher/student ratio. The area of greatest concern is the number of secondary school teachers. The deterioration in these indicators is attributable to (i) migration of trained teachers to the other countries in the region, North America and the United Kingdom; (ii) poor conditions of service; (iii) difficulty in attracting and retaining teachers especially in the hinterland regions. These issues are also reflected in the public consultations that were carried out for the 2005 Progress Report. While the government is implementing several teacher training programmes including distance education, it is obvious that unless remuneration and conditions in the hinterland areas are improved, Guyana will continue to lose its teachers despite increased resources provided for training. Given the country's budget constraint, the challenge is to design and implement attractive non-pecuniary incentives that will assist in retaining education professionals. Nevertheless, these indicators will be revised downwards to reflect the reality of the situation. Following education is health, which has 7 of the 25 PRSP indicators. The results in the health sector, however, are mixed. While maternal mortality and immunizations against DPT and measles meet the PRSP targets, other key indicators such as infant mortality rates and prevalence of HIV/AIDS fell well below programme target. The high incidence of infant mortality rates may be attributable to (i) absence and/or quality of post-natal care due to the high levels of migration of nurses and midwives; (ii) poor access to health facilities especially

in hinterland communities; and (iii) difficulties in the delivery and storage of drugs and medical supplies in difficult to reach areas.

On the issue of HIV/AIDS, the high levels consistently registered may be the result of poor quality baseline data in setting the programme targets for both the general number of reported AIDS cases and the reported cases among women in the 15-45 age cohort. Even so, measures are being taken to deal with the lapses in achieving the PRSP targets. In the case of reducing infant mortality rates and improving access to health care, the completion of the regional hospital in Berbice may help to provide improved access and quality of care to residents in Regions 5 and 6. This may also help to reduce infant mortality rates in these regions.

With increased participation of several donor agencies and the NGOs in combating HIV, it is anticipated that the prevalence and incidence rates of HIV/AIDS will begin to decline. Yet, it is obvious that in the absence of good baseline data, the government underestimated the extent of the prevalence rate in 2000. Hence, in consultation with the Ministry of Health, the targets for the medium-term have been revised.

Other key areas of concern are access to treated water and sanitation. The issue again remains that the baseline data that was used in 2000. In the case of water, as part of the private management agreement between the Government and the Guyana Water Inc, the PRSP targets were revised in 2003 and these targets have now become part of the performance review of the management company. Taking this into account, GWI is making steady progress towards reaching the revised PRSP targets on water. The medium-term programme will assist in reaching these targets.

Similarly, the sanitation targets set in 2000 for the medium-term are unrealistic, as they have been matched by concomitant investments. This was also a key issue raised during the public consultations. Revision of the targets will be necessary. The proposed medium-term programme, successfully implemented, may help in improving access. In housing, the difficulty in securing financing and developing distributed lots and in developing accompanying infrastructure stymied the acceleration of distribution of land titles. However, the provision of loans to low-income housing is beyond the scope of the Government.

In the context of the foregoing, Table 9.2 presents revised poverty reduction targets for the period 2005-2009. Achievement of these targets will be facilitated by the programme implementation elaborated in the medium-term. Implementation of the social statistics project and the revised work programme of the Monitoring and Evaluation Unit will assist in monitoring the programme.

TABLE 9.2: GUYANA -- REVISED QUANTITATIVE GOALS OF THE POVERTY REDUCTION STRATEGY, 2004-2009						
	2004	2005	2006	2007	2008	2009
<b>Enrollment and literacy</b>						
% of primary school entrants reaching Grade 6	89.1	89.3	89.4	89.6	89.6	90.1
Repetition rate (secondary)	10.6	10.6	10.5	10.5	10.3	10.1
Student/trained teacher ratio (primary)	48	47	47	46	46	45
Student/trained teacher ratio (secondary)	39	39	38	38	37	37
Gross nursery school enrolment	92	92	93	93	93	94
Gross primary school enrolment	97	98	98	75	75	77
Gross secondary school enrolment	73	73	74	74	74	75
% Trained teachers in secondary schools	54.5	54.5	54.7	54.8	54.8	55.1
% Trained teachers in primary schools	52	53	55	55	58	60
Percentage CSEC passes Grades 1-4	77.6	76.5	76.9	77.2	77.4	77.6
<b>Health and Nutrition</b>						
Infant mortality rate (per 10,000)	53	53	52	51	50	48
Maternal mortality rate (per 10,000)	145	144	144	142	141	140
1 year olds immunized against measles	97.5	97.7	97.8	98.1	98.4	98.5
1 year olds immunized against DPT	91.3	91.5	91.6	92.8	92.8	93.0
% of population with access to health services	92.8	92.9	92.8	93.1	93.2	93.5
% of population with access to adequate sanitation	56.1	56.3	56.5	56.8	57.1	57.4
Number of reported cases of AIDS	480	475	466	455	438	416
Reported cases of AIDS among women (15-45 cohort)	133	132	130	127	124	117
<b>Water</b>						
% of population with access to safe water	95.1	95.4	95.6	95.6	95.8	96.2
% of population with access to treated water	36.5	39.6	44.7	64.3	74.2	85
Domestic households connected to water system	125,763	126,800	127,687	129,602	130,898	132,207
Distribution network constructed (kilometers)	280	283	285	288	291	294
<b>Housing</b>						
House lots distributed	4,916	5,000	4,000	4,000	4,000	4,000
Land/house titles distributed	5,003	8,000	4,000	4,000	4,000	4,000
<b>Land distribution</b>						
Agricultural leases	3,000	3,060	2,121	2,183	2,263	2,344
Business leases	140	143	146	148	152	155
<i>Source: Ministry of Education; Ministry of Health; Ministry of Water and Housing; Guyana Land and Surveys Commission</i>						

## Data and Programme Monitoring

The availability of data to monitor and measure progress of the poverty programme continues to be a major concern. Unless the culture of social statistics improves, it will be difficult to undertake in-depth analysis of progress made in reducing poverty. Indeed, the PRS consultations revealed the disparities that may exist between the national and regional indicators. Further disaggregation of national data to regional data will substantially help in determining the progress of the poverty programme and assist in reallocating resources to meet specific regional problems. The Government is already taking measures to improve its social statistics in order to improve the quality of the monitoring of its PRS. Box 5 provides a summary of recent development in dealing with this issue.

The PRSP recognized the critical role of a monitoring and evaluation (M&E) system to provide a basis for the analysis of the impact of proposed programmes on poverty reduction, to

#### **Box 4: Can Guyana Achieve the Millennium Development Goals?**

The Millennium Development Goals (MDGs) adopted by United Nations member states sets an ambitious agenda for reducing poverty by 50% by 2015. Since 2001, Guyana has moved to mainstream the MDGs into its PRS. As is the case in many other countries, however, the inadequacy of data and data collection systems present serious challenges to measuring progress towards the attainment the MDGs. In addition, the achievement of the MDGs requires the cooperation of the international community as articulated in Goal 8: A Global Partnership for Development. Particularly critical are the availability of finance and the development of human capacity to manage the process.

While the required financing for attainment of the MDGs has not been computed for Guyana, estimates from similar countries suggest that current expenditure trends are woefully inadequate to address the infrastructure and other requirements necessary to meet the MDG targets by 2015. Attainment of the MDG and poverty reduction goals will necessitate new injections of investments to increase productive capacity.

As a HIPC country, Guyana has constraints on external borrowing. Not only must new borrowings be highly concessional but also for the purpose of debt sustainability, the debt to revenue ratio in net present value terms must not exceed 250 percent. Recent commitments on debt relief by the G-8 may help countries like Guyana to spend additional resources in meeting its MDGs. Even so, Guyana will seek to secure more grant financing to implement its programmes.

In summary, the financing outlook for the MDGs is challenging. Debt financing is restricted, aid transfers are increasingly volatile and procyclical, and the upper ceiling on domestic revenues is constrained by the pace of growth of GDP. The donor community, including the multilateral institutions, must continue to assist highly indebted countries to secure more concessional financing in implementing their poverty reduction programmes.

contribute to the development of more appropriate and relevant policy, and to stimulate the continued engagement of civil society in the Poverty Reduction programme. To this end, considerable progress has been made with the development and implementation of an M&E action plan and the establishment of regional and national structures to provide the organizational framework for widespread stakeholder involvement in monitoring and evaluation for the PRS. The five structures established to spearhead the monitoring and evaluation function--the Monitoring and Evaluation Unit of the PCPMU, a National Steering Committee, Ministerial/Agency Focal Points, Thematic Groups, and PRS Regional Committees—are functional and efforts are ongoing to continue building their capacity

and refine their roles within the framework of a national M&E system.

#### **PRS M&E Unit**

In 2003, the Monitoring and Evaluation Unit (M&E Unit) was established within the Policy Coordination and Program Management Unit (PCPMU) at the Office of the President. The Unit's mandate is to manage a comprehensive and inclusive programme to monitor and evaluate programme and policy performance against the goals and objectives set out in the PRSP. To this end, the Unit supports the work of other M&E structures to facilitate a programme of outreach and information dissemination to civil society, to build awareness and ownership of the PRS at the regional level, and to act as a conduit for feedback to policy makers. The Unit is also responsible for producing the PRS Progress Report, and for coordinating regional and national consultations for civil society input into the PRS Progress Report.

In an effort to strengthen the M&E Unit, a Coordinator and five Monitoring and Evaluation Officers were recruited. To further integrate the work of the M&E structures, the first National Workshop on Monitoring and Evaluation for the PRSP took place in October 2004. This workshop brought together stakeholders in the PRSP M&E cycle to review the system, clarify roles and responsibilities, and developed proposals for a more collaborative and coordinated approach.

In spite of the strengthening and capacity building efforts undertaken within the M&E system, serious limitations remain. First, there is no M&E systems-based database to track poverty allocation and expenditures. Second, M&E Regional Coordinators and Committees do not have data on programmes with which to undertake public consultations in communities. Third, there is no analysis of allocations and expenditures for pro-poor spending at the regional or national level. And fourthly, in the absence of the social statistics institutional framework, there is great difficulty in measuring outputs and outcomes of poverty programmes. To address these issues, the M&E Unit has developed a comprehensive work programme to improve monitoring evaluation in a sustainable way, over the next 15 months.

**Box 5: Monitoring Outcomes of the Poverty Reduction Programme**

Guyana suffers substantially from institutional weakness and low capacity in gathering, collecting and aggregating social sector data. As a result, the Monitoring and Evaluation Unit encounters serious challenges in measuring outcomes of the poverty reduction strategy program and the millennium development goals (MDGs). In addition, the lack of in-depth analysis hinders the ability of policy makers in specifically targeting resources to areas where they are needed most.

In recognition of these challenges, the Government of Guyana with support from the Inter-American Development Bank (IDB), UNDP and possibly DFID is implementing a Social Statistics and Policy Analysis project with the objective of (i) improving and sustaining the capacity of line ministries and agencies to generate social statistics; (ii) undertaking evidence-based policy analysis; and (iii) monitoring output and outcomes and the poverty reduction program.

To achieve the project objectives, the Government is strengthening the Bureau of Statistics by improving its capacity to conduct and analyze surveys, demographic information, national accounts and establishing state-of-the-art information management systems. To this end, the Government is recruiting Heads of Departments for Survey, Demography, and National Accounts to begin to build much needed capacity in these sectors. In addition, 20 statisticians are being recruited to fill existing vacancies at BOS and social sector line ministries.

The Government is also establishing and/or strengthening statistical units and management information systems in the various line ministries and agencies to assist these units to generate their own social data to support decision-making and also help monitor the PRS. The Bureau of Statistics will coordinate the outputs of the line ministries.

Some progress has been made in the implementation of this project. A technical diagnostic assessment (needs assessment) and an ICT survey have been completed for the line ministries. The Government is also in the process of recruiting a consulting firm to assist in institutional strengthening and capacity building of the Bureau of Statistics.

Successfully implemented, this project will fill significant gaps in assisting to effectively monitor PRS output/outcomes and creating a culture of an institutionalized social statistics framework. Notwithstanding, it will take time to fully implement this project and to generate the outcomes that are so critical in monitoring the PRS.

Community engagement in monitoring and evaluation cannot progress as necessary without access to timely and relevant information about budgetary allocations for PRS programmes and projects. Further, this information must be disaggregated to sub-regional levels so that stakeholders can better understand resource allocations for sector programmes within

communities, in order to determine whether these allocations are in line with community needs and priorities.

Pending automation of budget and expenditure systems designed for the tracking and monitoring of PRS progress, the M&E Unit is working towards facilitating the expansion of the budget system to allow monitoring and evaluation at the regional level. Specifically, the Unit completed a prioritised rolling investment and maintenance programme attached in Annex C of the report.

The M&E Unit is collaborating with the Ministry of Finance, the Lands and Survey Commission and the Ministry of Local Government and Regional Development to determine the most appropriate system for identifying sub regions within the existing 10 administrative regions.

This is a critical first step in disaggregating the capital programme allocation to the regional and sub-regional levels in order to provide Regional Committees with information on PRSP programmes and projects slated for their communities. Regional Coordinators will use this information as the basis of consultation and feedback for policy decision making and programming. The Ministry of Finance's IFMAS system will be used to disaggregate expenditure data on the poverty reduction programme by sector and region for poverty reduction ex-post analysis. The Unit will also engage technical assistance to initiate the automation of budgetary allocations by sectors, programmes, regions, and eventually sub-regions.



**TABLE 9.3 - GUYANA: POVERTY REDUCTION STRATEGY  
MONITORING AND EVALUATION PLAN, 2005-2006**

AGENCY	WORK PLAN	PROGRESS TO DATE	PLANNED ACTIVITIES	TARGET DATE
M & E Unit	Prepare PRS Progress Report for the Government and donors, including the World Bank and IMF	M&E Unit produced the PRSP report in 2001 and two progress reports in 2004 and 2005	Produce the draft PRS Progress Report; report will include inputs from Regional Coordinators that provide regional perspectives of poverty reduction and from line ministries that provide sector perspectives;  Conduct nationwide consultations on the progress report;  Finalize PRS Progress Report	May 2006  June 2006  July 2006
M & E Unit	Establish institutional framework for monitoring and evaluation of the poverty reduction strategy	Network of focal points within each ministry and agencies totaling 15 was established in October 2004 to monitor sector PRS programs; liaise with M&E unit at the PCPMU to provide feedback on sector programs; and link PRS objectives to the formulation of sector strategies and plans  Established a Steering Committee consisting of civil society and public servants to provide policy direction to the M & E unit.	Establish a Steering/Coordinating Committee comprising of focal points, M&E Unit, Regional Coordinators to review progress of PRS on a quarterly basis;	September 2005
M & E Unit	Develop information/data-based capacity to support poverty reduction program at the regional and community levels	Disaggregating capital program allocation into regional components which will be used by regional coordinators as the basis of consultation and feedback in policy decision making and programming  Developing skills register at the regional level to provide entrepreneurs and contractors identifying personal for employment  Established information centers in Regions 3, 4, 5, 6	Complete task on data disaggregation  Complete skills register at Regions 3, 4, 5, 6 and 10 and keep updating information  Expand information centers to cover hinterland regions	October 2005  November 2005 to  December 2006  March 2006

AGENCY	WORK PLAN	PROGRESS TO DATE	PLANNED ACTIVITIES	TARGET DATE
		and 10 to allow the general public to easily access information on PRSP		
M & E Unit	Develop information/data-based capacity to support poverty reduction program at the regional and community levels	Developing data base of social sector (PRSP targets, MDGs) input, intermediate and output indicators disaggregated at the regional level for analysis in the PRS Progress Report	<p>Design and implement an M&amp;E computerized system-based for tracking budget allocation, expenditures and outcomes at the national and regional levels</p> <p>Continue expanding social sector data bank to cover all relevant PRSP targets and MDGs at the regional level in collaboration with the Social Statistics Project, Bureau of Statistics and social sector ministries and agencies</p> <p>Begin to conduct and publish on a bi-annual basis expenditure data on poverty programmes broken down by sector and priorities</p> <p>Collaborate with Regional M&amp;E Committees to identify number of priority poverty reduction projects to track</p> <p>Disaggregate expenditure data on poverty reduction program by sectors using IFMAS into regional component for poverty reduction ex-post analysis</p> <p>Complete a technical paper of budget allocations and expenditures and outcomes of poverty reduction strategy as an input into the 2006</p>	<p>July 2006</p> <p>December 2006</p> <p>September 2005</p> <p>September 2005</p> <p>October 2005</p> <p>June 2006</p>
M & E Unit	Provide technical support and management capacity in building M & E capabilities in key ministries	<p>M&amp;E unit has developed in collaboration with sector ministries key indicators and data required for PRS analysis</p> <p>M&amp;E unit has identified key sector constraints in PRSP monitoring and with support of the IDB working to improve social sector data with the Social Statistics Project</p>	<p>M&amp;E Unit to continue its collaboration with the line ministries in developing regional data for key PRS indicators MDGs</p> <p>M&amp;E unit in collaboration with Social Statistics Project and the line ministries to refine and standardize data for PRS monitoring (intermediate and outcome indicators)</p>	<p>December 2006</p> <p>December 2006</p>

AGENCY	WORK PLAN	PROGRESS TO DATE	PLANNED ACTIVITIES	TARGET DATE
M&E Unit	Provide technical support and management capacity in building M & E capabilities in key ministries	<p>Worked with focal points in refining data requirements for PRSP monitoring</p> <p>Began the process of recruiting an M&amp;E specialist to assist in capacity building and institutional strengthening</p> <p>Completed workshops with focal points to define role in the overall M&amp;E work program</p>	<p>Recruit M&amp;E specialist to provide training to deepen the monitoring and evaluation skills of M&amp;E staff, regional community coordinators, and M&amp;E staff of sector ministries</p> <p>Assist M&amp;E unit to develop a national M&amp;E strategy that includes all of the major stakeholders, a budget reform strategy that links the generation of M&amp;E results to budget elaboration in a carefully sequenced cycle based on government priorities and performance benchmarks, and a needs assessment for training in M&amp;E for major stakeholders.</p>	<p>December 2005</p> <p>October 2005</p>
M&E Unit	Pilot an innovative community-based M&E program on local PRSP impacts and activities	<p>Six regional committees were established and are functioning. Each committee has ten members with 2 regional coordinators</p> <p>Training and workshops have been provided to the regional committees to support its work</p> <p>Committees continue to function as the liaison between the communities and the M&amp;E unit</p> <p>Committees provide workshops and consultations to inform communities of the poverty reduction strategy</p>	<p>Establish two regional coordinating committees at Region 9 and Region 7;</p> <p>Establish two regional coordinating committees at Region 1 and Region 8</p> <p>Complete training and capacity building to regional committees to fully undertake its M&amp;E responsibilities</p>	<p>November 2005</p> <p>March 2006</p> <p>December 2006</p>

In addition, the Monitoring and Evaluation Unit will undertake the following activities in 2005:

- Training

An M&E Specialist will be engaged to implement a comprehensive training programme to deepen the monitoring and evaluation skills of M&E staff, regional community coordinators, and M&E staff of sector ministries. The M&E Specialist will also assist in developing a national M&E strategy that includes all of the major stakeholders, a budget reform strategy that links the generation of M&E results to budget elaboration in a carefully sequenced cycle based on government priorities and

performance benchmarks, and a needs assessment for training in M&E for major stakeholders.

- Applied Budget Analysis

It has become increasingly evident that fiscal transparency is of considerable importance in achieving good governance and meaningful participation by citizens. Public sector transparency enhances accountability and, when coupled with increased opportunities for public debate, may contribute to better policy and trust in government. In keeping with this, the M&E Unit will develop and launch a programme to train community representatives in budget literacy and analysis. Analysis may take the form of tracking to assess how funds allocated for a particular purpose are spent.

- Skills Register

The Regional Committees will continue to work towards generating a comprehensive skills register for their regions, and to disseminate information via regional information centres, on employment opportunities available for local workers through PRS projects and programmes.

- Citizen Report Cards

The M&E Unit and Regional Committees will introduce the use of citizen report cards as a means of generating regular feedback on the implementation, performance and impact of PRSP projects and programmes. Report cards would shed light on constraints that citizens face in accessing public services, their views about the quality and adequacy of services, and the responsiveness of government officials. They would provide valuable insight on the priorities and problems faced by citizens, and how services may be better tailored to the needs of citizens in general, and the poor in particular.

- Expansion of Regional Committees

In 2005, work will also continue towards expanding opportunities for participation to hinterland areas, and in particular, to Regions 2 and 9. Logistical complexities and high communication and transportation costs have hindered efforts to maintain sustained engagement of these communities. The M&E Unit will collaborate with regional officials and community representatives to establish a system suited to the particularities of these areas.

- Strengthening the Feedback Mechanism

The M&E Unit has also identified the need to strengthen the mechanism by which civil society input is communicated to line ministries and agencies, and ultimately contributes to better-informed policy decisions at the national level. To this end, the role of the Thematic Groups in providing a link between the government, donors and

the monitoring and evaluation process (via the M&E Unit) will be strengthened. The Unit is also in the process of strengthening its collaboration with the Ministry of Local Government and Regional Development. The Ministry is able to provide information on regional programmes for dissemination to the PRS regional committees, and it is envisioned that the work of the Regional Committees will contribute to the Ministry's work towards a process of more decentralized planning at the regional level. The Ministry is supporting a system to improve coordination with the Ministry of Amerindian Affairs and other sector ministries to disseminate information on hinterland projects and programmes, and has also appointed nine regional officers who have undergone training to improve their ability to execute monitoring and evaluation functions. The Ministry also supports the establishment of a Thematic Group on regional PRS projects and programmes.

#### **Steering Committee**

A Steering Committee consisting of 10 members representing NGOs, other civil society organizations and the Government, was strengthened early in 2004 when national civil society organizations were invited to nominate representatives. Efforts continue to refine the role of the Steering Committee in order to more effectively utilize members' expertise and reach within their constituencies to promote more effective and sustained civic engagement with the PRS process. A more concerted effort will also be made to have a more diverse Steering Committee that includes the perspectives of women, youth, Amerindian and other groups.

#### **Focal Points in Ministries and Agencies**

At the National Workshop on Monitoring and Evaluation for the PRSP, ministries and agencies identified Focal Points to liaise with the M&E Unit. Since then, the Focal Points have been actively engaged in providing information on sectoral and agency policies and programmes for the 2005 Progress Report, in addition to providing data for the national social indicator tables. Ministry and Agency Focal Points are also engaged in capacity building activities that fall under the aegis of the IDB-funded Social Statistics project and are expected to further benefit from initiatives supported both by that project and by the M&E Unit. The Unit will continue its collaboration with the line ministries in generating regional data for key PRS indicators, MDGs, and in refining and standardizing data monitoring PRS intermediate and outcome indicators.

#### **Thematic Groups**

Thematic Groups have been constituted for water, health, education and governance sectors, and have functioned to a greater or lesser degree throughout 2004. The Thematic Groups continue to be coordinated by the relevant line Ministry, with the participation of other key agencies, including donors and the M&E Unit. However, the role of the Thematic Groups needs to be further concretized in order to bring their work closer in line with the overall goals and objectives of the PRS M&E system.

**PRS Regional Committees**

The PRS Regional Committees were developed as critical components of a system to test the methodology employed during the first phase of implementation of the M&E strategy for the PRSP. A total of six committees have been established in Regions 3, 4 (East), 4 (West), 5, 6 and 10. With more than 40 percent of the population residing in Region 4 two Regional Committees were established. The mandate of the Committees is to foster the engagement of communities, civil society and local government representatives in monitoring progress towards the goals and objectives of the Poverty Reduction Programme Strategy. The Committees also serve as a link between their communities, local government institutions and the PRS M&E Unit.

Committees conduct outreach activities as part of the national review process for the annual PRS Progress Report, and implement mobilization campaigns to encourage participation in public consultations to illicit feedback on the document. Training has been provided for Committee members in areas such as team building, basic M&E tools such as ranking and scoring, diagrams, mapping, interviewing, impact vs. process monitoring, developing objectives, developing a programme of work, and exercises in planning an M&E activity.

**The Bureau of Statistics**

The Bureau of Statistics (BOS), custodian of national aggregate data, continues to suffer from institutional and capacity constraints. Key line ministries do not have statistical departments and where statistical departments exist, statisticians and other skilled personnel are not available, in part due to poor remuneration in the public sector that makes it difficult to recruit and retain professionals. These problems are further exacerbated by supply constraints of computer hardware and software and the absence of national standards in data compilation from community and regional levels to the national.

The 2004 Progress Report outlined processes to be put in place to strengthen the Bureau of Statistics to enable it to fulfill its assigned role in the overall national Poverty Reduction Strategy. These included staff training in data collection, surveys, analysis and data management, the development of the curriculum at University of Guyana, and the recruitment of graduates to address the current shortage of statisticians. Other priorities identified include upgrading IT equipment, establishing a website and mounting a new Household Income and Expenditure Survey (HIES) to update the Poverty Profile, as well as support from the IDB through the Social Sector and Policy Analysis Programme.

Since then, the Bureau has received upgraded computer and stand-by generating equipment, to enhance its Management Information Systems capability. A Junior Data Processing Specialist was recruited in January 2004, and the World Bank has provided funding for both human resource skills and equipment under the PSTAC loan agreement. This will facilitate the completion of the detailed 2001 census tables and analysis of the results in 2005.

Completion of detailed Census data was a prerequisite for the launching of a new Household Income and Expenditure Survey, which will be based on a sample of approximately 7,500 households. The Bureau was engaged with the M&E Unit of the Office of the President, and World Bank and IDB Staff, in the further amplification of the Questionnaire for the HIES to include modules for enquiry into the status of Poverty and Living Conditions. This data, combined with correlative data from the Census, is required to inform the M&E Unit's monitoring of policy impacts on Government's Poverty Reduction Strategies as well as the achievement of benchmarks for the Millennium Development Goals. Additional preparatory activities for the commencement of the HIES, including training of enumerators, were interrupted by onset of the flood disaster and have delayed the start of the HIES. Obviously, these constraints continue to impact on the quality, frequency and consistency of key poverty reduction indicators and targets and also the MDGs.

*Chapter***10**

## **RISKS TO THE STRATEGY**

This Poverty Reduction Strategy Progress Report assumes unimpeded progress of reforms on the regulatory, legislative, macroeconomic and social programmes. It also assumes that the economy will grow at a steady pace and will provide employment creation leading to the amelioration of the conditions under which the poor live. However, a number of factors pose serious threats to the strategy. These were raised in the PRSP of 2001 and continue to be relevant in the medium term. This chapter provides a summary of the risks associated with the medium term programme.

### **National Consensus**

#### Civil Society

The PRSP process in Guyana has contributed to the development and promotion of civil society participation in the design and monitoring of economic and social policies. Although progress has been limited in the past three years, the mechanisms for deeper participation and collaboration, through the PRSP steering committee and the national M&E framework, are being developed. Nonetheless, civil society development in Guyana remains vulnerable to the maintenance of a satisfactory degree of social and political cohesion. There is also a need to improve policy literacy, particularly through the budget process. Satisfying this need is not only the responsibility of government, in opening the space for policy education and dialogue, but communities must also feel encouraged to make demands on this space through their representatives.

#### Policies and the Economy

The relationship between economic development and socio-political stability is not unidirectional. Economic progress requires a minimum level of stability to reduce the risks of doing business and encourage the expansion of the economy. However, economic development places a premium on stability as economic agents seek to preserve and advance their gains. Lack of progress on the economic front in reducing poverty can therefore place a strain on cohesion as inequalities increase bringing about increased criminality and divisions in society. In particular, as Guyanese go to the polls in 2006, there is need for confidence building measures to stymie civil unrest and instability, and to cultivate a new culture of peace in political relations in the society.

### **Implementation Capacity**

Guyana's seven-pillared poverty reduction strategy aims to move forward the development programme simultaneously on all fronts. While this approach recognizes the urgent needs to



be addressed and the interdependent nature of each of the seven pillars, it also carries the risk that bottlenecks in one area will delay implementation in others and constrain progress.

One of the main symptoms of the disparity in progress made in various areas has been the mass exodus of skilled personnel in business, healthcare and education. If the migration is not slowed, there will be an increased reliance on a smaller volume of human resource base, including foreign personnel, thus increasing the cost of labour for the strategy and with broader deleterious effects on the economy and society. The human capital base is also threatened by HIV/AIDS and other diseases, as well as declines in the quality of education and healthcare delivered, as education and health care professionals leave Guyana for jobs elsewhere.

The assumptions of the strategy's impact on poverty have not been quantified because of the dearth of data to conduct a poverty diagnosis and impact evaluation of policies. Success in monitoring the outcome of the PRSP in the medium term depends on the expeditious implementation of the Social Statistics Project and the successful establishment of a vibrant national monitoring and evaluation system.

#### **Availability of External Resources**

Guyana has very limited fiscal space for expanding poverty reducing programmes. In addition to financial resources, the scale and technology of potential strategies may also require technical and managerial capacity outside of the current capabilities of the country. External assistance and partnerships are therefore essential to the achievement of Guyana's poverty reduction efforts, including the attainment of the MDGs. Given the changing modalities of debt relief, Guyana's post HIPC status and trends in development assistance globally, there is a possibility that external support may fall below what is required. This has been realized in the past three years, as assistance has fallen below what was envisioned in the strategy in 2001. Alternative financing initiatives and new financing strategies are currently being explored by the government and have already met with success in terms of debt relief. The effort must be proactively built on as a safeguard against the unpredictability of international sentiment on development aid.

#### **Developments in the World Economy**

Although developing countries have been enjoying higher growth rates than in the last decade, the global economy, and particularly those economies that receive much of the developing world's output, is expected to expand at a much slower rate over the medium term compared to 2004.<sup>9</sup> The declines in global demand may negatively impact the growth in exports for Guyana, particularly in the new growth areas of tourism and non-traditional

---

<sup>9</sup> Global Development Finance 2005, World Bank

exports. Non-oil commodity prices are also expected to level off, which, if combined with increases in oil prices, can depress the terms of trade for oil importing countries like Guyana.

Developments in the European Union's preferential arrangements and negotiations with the Caribbean and others in the ACP block will directly impact the success of reforms to modernize the rice and sugar sectors. Guyana must build new economic partnerships with growth economies such as China and India, while also acting to advance the Caricom Single Market Economy as vehicles for promoting the economic progress for Guyana.

### **Natural Disasters**

The reality of the risk that a natural disaster can pose to economic progress became painfully clear in the wake of the flood in January 2005. While still contemplating the extent of the damages, it is clear that the disaster has forced a reprioritization of expenditure and that future disaster mitigation will lead to a higher expenditure profile than in the past. The recent flood has imposed additional demands on the budget, highlighting the perils of neglecting the adequate maintenance of drainage infrastructure. The disaster therefore provides warning signals and actions must be taken now to ensure that Guyana is better prepared to withstand such threats to its economic infrastructure in the future.

*Chapter***11**

## **SUMMARY AND CONCLUSIONS**

Despite serious challenges, Guyana continues to make strides in the achievement of its poverty reduction targets. In 2004, the Government accomplished more than 80 percent of its planned actions that was proposed in the PRS progress report. The 2005 progress report sets an ambitious agenda for the medium-term in improving the poverty indicators. Yet, reaching these will not be easy. High and sustained growth would have to be maintained over the medium term, regulatory reforms and good governance will matter, political stability will be critical and the government will have to expand the infrastructure network to complement private sector growth. Violence and crime will have to be contained and social cohesion will be essential.

The private sector also has a critical role to play. It would have to take advantage of the many opportunities that Government continues to create to allow for increased investment. Thus, efforts will have to be made to stem the flow of Guyanese especially skilled professionals and entrepreneurs. It is therefore important that the causes of migration are adequately addressed.

Law and order, the functioning of the justice system, reforms in key organizations such as Go-Invest, the Deeds Registry and the Guyana Land and Survey Commission are critical to investment both local and foreign. Several measures will be implemented to ensure expeditious and far-reaching reforms in these and other agencies.

Interest in the poverty reduction program is high. The many persons who attend public consultations and the meaningful feedback that is reflected in the progress report is evidence of the participatory approach of the PRS. In order to sustain this high level of interest, Government will continue to involve the communities in the prioritization and monitoring of projects that are important to them. To this end, the Monitoring and Evaluation Unit will begin to implement a comprehensive work program with a view of developing and maintaining systems of monitoring that span across ministries, regions and agencies involved in generating economic and social statistics.

The Social Statistics Project will provide the much-needed mechanism in measuring outputs of the poverty program. Disaggregating data to the regional level will help, where necessary, to refocus resources to meet regional development priorities.

The medium-term macroeconomic framework presents its own special challenges. Continuing high oil prices combined with ongoing sugar reforms in the European Union may adversely

affect external balances and impact on Government's progress on poverty reduction. This is especially so when taken in the context that the sugar sector provides more than 25 percent of Guyana's foreign exchange earnings. Speedy efforts on the part of the European Union will be necessary to provide financial cushioning especially to the workers that are directly involved in sugar production.

The poverty reduction program is not without its risks. Increased concessional financing, especially grant assistance will be needed if Guyana is to meet its poverty reduction targets and the millennium development goals. Importantly, the absorptive capacity of the country will have to improve for Guyana to convert any additional financing into effective programs and outputs that will definitively support poverty reduction. In addition, national consensus and cohesion will be pivotal especially in 2006 when Guyana holds general elections. It is anticipated that Guyana's development will transcend partisan politics, which will allow for the continued implementation of the medium-term poverty program.

In the final analysis, future prospects are good for Guyana. Investors continue to show keen interest in developing the country's vast natural resources. The challenge will be to marshal these interests in a way that helps to advance the cause of poverty reduction through the creation of good paying jobs and opportunities that will stem the tide of migration of young Guyanese

**ANNEX A : GUYANA: POLICY MATRIX FOR POVERTY REDUCTION STRATEGY – IMPLEMENTATION YEAR 2004**

POLICY AREA	STRATEGIES AND MEASURES	PLANNED ACTIONS: 2004	ACHIEVEMENTS/OUTCOMES 2004
Macroeconomic framework	<p>Maintain price and exchange stability</p> <p>Strengthen the financial system</p>	<p>Continue to pursue prudent macroeconomic policies consistent with the PRGF</p> <p>Implement arrangements for supervision of the New Building Society Act based on the FIA</p> <p>Conduct on-site inspections and apply consolidated supervision of all financial institutions</p> <p><u>Implement comprehensive human resource strategy for the BSD</u></p> <p>Enact legislation on deposit insurance</p> <p>Continue to implement loan risk rating system and follow procedures for prompt corrective action</p> <p>Enact modifications to the FIA and the Bank of Guyana Act</p> <p>Continue to attract more companies to trade in the stock market</p> <p>Install systems in the Income Tax Department to improve tax collection</p>	<p>Government completed its 2<sup>nd</sup> Review of the PRGF in July 2004 and 3<sup>rd</sup> review in January 2005. Both staff reports noted the maintenance of financial stability.</p> <p><a href="#">The Banking Supervision Department of the Central Bank is scheduled to supervise NBS in 2006.</a></p> <p>On-site inspections of 4 four commercial banks was completed and consolidated supervision of all financial institutions is place.</p> <p>Training on integrated and consolidated supervision conducted for staff.</p> <p>The Bank is awaiting policy direction, both for the HR strategy and for the legislation on deposit insurance</p> <p>Loan risk rating system is in place and operational.</p> <p>The FIA and the Bank of Guyana Act were amended to strengthen supervision and fiduciary oversight in the financial sector. The NBS Act was also approved.</p> <p>The volume of trade on the Guyana Stock Exchange increased by 400 percent during 2004. Number of firms trading in the stock market also increased from 8 to 10.</p> <p>GRA updated and enhanced systems for registering taxpayers and a committee was established to implement the new Taxpayer Identification Number (TIN) system</p>

**ANNEX A : GUYANA: POLICY MATRIX FOR POVERTY REDUCTION STRATEGY – IMPLEMENTATION YEAR 2004**

POLICY AREA	STRATEGIES AND MEASURES	PLANNED ACTIONS: 2004	ACHIEVEMENTS/OUTCOMES 2004
		<p>Strengthen the field and audit unit to collect tax arrears</p> <p>Design and implement an anti-corruption programme, with emphasis on a code of conduct, new regulations allowing for dismissal of officials and appropriate systems &amp; training</p> <p>Publish tax exemptions annually</p> <p>Adopt administrative guidelines and criteria to implement the amendments to the Customs Order (Amendment) Act</p> <p>Enact legislation to implement VAT</p> <p>Install hardware and software for integrating the MOF's payroll and the Public Service Ministry's human resource databases</p> <p>Training of core staff and staff of other agencies in the operation of the systems.</p>	<p>The operations of the Examination and Investigation, Field Audit, Consumption Tax Audit and Post Assessment Verification Units were consolidated into the Audit and Verification Division</p> <p>A new Internal Affairs Division was mandated to investigate corrupt practices and complaints against employees and to recommend appropriate disciplinary action. A Monitoring/Surveillance Unit was also established installed at key customs points of entry.</p> <p>Tax exemptions are now being published</p> <p>The Customs Duties (Amendment) was issued to minimize discretion in the granting of exemptions.</p> <p>The VAT legislation was tabled in Parliament in January 2005 and passed in July 2005. VAT Steering Committee and Unit in place at GRA.</p> <p>Hardware and software for integrating the public sector payroll installed and operational. The Integrated Financial Management System (IFMAS) also became operational in January 2004.</p> <p>Training and workshops completed for agencies to operate database systems.</p>
Institutional and regulatory framework	<p>Reform expenditure control</p> <p>Modernise and restructure the public sector</p>	<p>Strengthen the capacity of the PSM to regulate and manage the civil service system</p> <p>Train high level staff in management and leadership techniques</p> <p>Design and implement performance appraisal system for high level staff</p>	<p>The Public Sector Modernization Project (PSMP) to strengthen the PSM is under implementation</p> <p>Being implemented through PSMP</p> <p>Being implemented through PSMP</p>

**ANNEX A : GUYANA: POLICY MATRIX FOR POVERTY REDUCTION STRATEGY – IMPLEMENTATION YEAR 2004**

POLICY AREA	STRATEGIES AND MEASURES	PLANNED ACTIONS: 2004	ACHIEVEMENTS/OUTCOMES 2004
	<p>Strengthen the PCU in the State Planning Secretariat to design, programme, monitor and evaluate projects</p> <p>Receive and examine report of committee set up to review existing size and coverage of statutory bodies and semi-autonomous agencies</p> <p>Regularise land outside of land development schemes</p> <p>Process additional eligible claims to leases and titles</p> <p>Implement LTR in the riverain areas of Berbice, Demerara and Essequibo and in Mabaruma, Mahdia and Lethem</p> <p>Complete system development in land administration</p> <p>Improve capacity of revenue management within GLSC</p> <p>Complete and adopt regulations of the 2003 Tender and Procurement Act</p> <p>Implement administrative systems and procedures to support Tender and Procurement Act 2003</p> <p>Reform tender and procurement system</p>	<p>Completed Design of institutional model for Project Cycle Management System. Staff being trained to undertake feasibility studies, project appraisal, post evaluation analysis and preparation of rolling investment program.</p> <p>Report was completed and recommendations being implemented through (i) the Organic budget law; and/or (ii) administrative directives</p> <p>Additional claims being processed; most of coastal area complete.</p> <p>GLSC tenured leases for 5,900 parcels of land and titles for 200 urban parcels registered.</p> <p>Mabaruma, Mahdia, Kaituma and Bonasika in progress; 60% complete.</p> <p>GLSC has computerized the application and lease issuance process. Parcel database has also been computerized using the geographic information systems software ARCVIEW. Cadastral Plan index 90% complete.</p> <p>Revenue section established and staffed.</p> <p>Proactive collections campaign started on larger lessees.</p> <p>Procurement Law and regulations became operational in 2004</p> <p>A firm has been engaged to work on the strengthening of procurement administration, including the preparation of standard bid documents and a review of the administrative function of the board and the tender process. Documents have been drafted and procurement personnel are being trained.</p>	

**ANNEX A : GUYANA: POLICY MATRIX FOR POVERTY REDUCTION STRATEGY – IMPLEMENTATION YEAR 2004**

POLICY AREA	STRATEGIES AND MEASURES	PLANNED ACTIONS: 2004	ACHIEVEMENTS/OUTCOMES 2004
		<p>Appoint Board of the NTPB</p> <p>Strengthen the Secretariat of the NTPB Board</p>	<p>Members of the NTPB appointed in 2004</p> <p>Strengthening of the Secretariat is underway. Office space, equipment and some staff have been secured.</p> <p><u>Passed legislation to establish tribunal to hear appeals to decisions of the Public Procurement Commission (PPC)</u></p>
Private sector development	<p>Strengthen institutional support for investment and export promotion</p> <p>Implement specific policies to integrate small businesses and cottage industries into the formal economy</p>	<p>Organise an Investment Conference drawing on local and international investors and money managers with assistance of UNDP and World Bank</p> <p>Enact Small Business Law and begin to implement its provisions</p> <p>Undertake a comprehensive review of the institutional and organisational environment underpinning micro enterprise development and small businesses</p> <p><b>Increase the capital base of IPED and review the term structure of its interest rates to allow it to continue to provide support to small businesses</b></p> <p>Establish a National Economic Advisory Council</p>	<p>Investment Conference did not take place in 2004. However, in 2005, with UNDP assistance, regional businessmen and investors held one-day investors' conference in Guyana. Guyana also participated in trade and investment expositions in the Caribbean.</p> <p>Completed the draft Competition and Fair Trading (CFT) Bill.</p> <p>Small Business Law, Investment Law, Technical and Vocational Education and Training Act enacted.</p> <p>The review was not undertaken in 2004. To be implemented under the 2005 - 2007 policy framework</p> <p>Not done.</p> <p>Not done.</p>
Economic base to benefit the poor	Respond to the private sector request for support	<p>Assess the feasibility of developing garment and informatics parks</p> <p>Continue to review the fiscal incentives framework to support private sector development</p>	<p>Not done.</p> <p>Fiscal Enactments Law was passed, the Investment Law and the Small Business Law was enacted with the view of enhancing the fiscal incentive framework for private sector development.</p>



**ANNEX A : GUYANA: POLICY MATRIX FOR POVERTY REDUCTION STRATEGY – IMPLEMENTATION YEAR 2004**

POLICY AREA	STRATEGIES AND MEASURES	PLANNED ACTIONS: 2004	ACHIEVEMENTS/OUTCOMES 2004
	<p>Package and market Guyana's vast mineral and fossil resources abroad</p> <p>Develop IT business</p> <p>Develop comprehensive strategy for eco-tourism development in response to private sector demands</p>	<p>Enact new Mining and Forestry Laws that provide adequate incentives to investors as well as sufficient environmental protection</p> <p>Reach settlement with the main communication carrier on monopoly rights</p> <p>Continue aggressive marketing of Guyana as tourist destination</p> <p>Develop an integrated tourism strategy</p> <p>Continue rehabilitation of tourist infrastructure</p> <p>Continue upgrading of hinterland airstrips</p>	<p>The Forestry Laws was substantially completed. The Amended Forestry Law will be tabled in Parliament in 2005. Progress was made in drafting the mining law. Enactment awaits an environmental impact assessment to be included as part of the Law.</p> <p>Four large investors began process of establishing projects in mining and hospitality industries. A Spanish firm joined CGX to explore hydrocarbons. Two new companies were established in mining sector and Barama expanded operations.</p> <p><u>Three new companies established in the telecommunications sector and GT&amp;T network expanded. IT call-centers supported and established.</u></p> <p>International advertising of Guyana's Eco-Tourism resources is ongoing.</p> <p>The strategy has been developed</p> <p>Rehabilitation of cabins and other lodging facilities in the interior are ongoing.</p> <p>Ongoing with the rehabilitation of 3 hinterland airstrips</p>
Traditional sector	<p>Increase efficiency of the sugar industry to deal with erosion of preferential market access</p>	<p>Continue implementing policy of wage restraint and employment downsizing. Cap GUYSUCO wage bill, including the Annual Productivity Incentive.</p> <p>Concluded new management contract for GUYSUCO</p> <p>Sign contract for construction of the Skeldon Factory</p>	<p>Employment fell by 3.3 percent during 2004 due to labour shedding. Wages and the API rose in tandem with inflation</p> <p>New management contract with profitability targets and incentives was concluded with the private management firm.</p>

**ANNEX A : GUYANA: POLICY MATRIX FOR POVERTY REDUCTION STRATEGY – IMPLEMENTATION YEAR 2004**

POLICY AREA	STRATEGIES AND MEASURES	PLANNED ACTIONS: 2004	ACHIEVEMENTS/OUTCOMES 2004
	<p>Increase efficiency of agriculture production with emphasis on exports</p> <p>Increase the efficiency of the mining sector</p>	<p>Begin field component of factory</p> <p>Continue to provide extension services, especially to small land holders</p> <p>Complete privatization of LINMINE</p> <p>Eliminate operational subsidies to LINMINE</p> <p>Begin negotiations with investors to develop an alumina plant</p> <p>Redraft the mining law</p> <p>Conduct an Environmental Impact Assessment of the mining sector</p>	<p>Contract was signed with CNTIC, a Chinese consortium to construct the Skeldon sugar and cogeneration factory.</p> <p>The field component of the Skeldon sugar expansion program began in 2004 with assistance of CDB</p> <p>This is ongoing with greater emphasis is being placed in hinterland regions</p> <p>Linmine sold to Cambior in September 2004. New owners invested about US\$25 million to rehabilitate and restructure it and recruited about 800 workers.</p> <p>Operational subsidies to Linmine eliminated in 2004</p> <p>Negotiations with RUSAL to develop an alumina plant have resulted in the company undertaking feasibility studies to determine the viability of the operations</p> <p>Mining Law redrafted and final draft being prepared for gazetting in 2005. Mine safety and health regulations were drafted and await interagency review.</p> <p>Deferred to 2005</p>
Good governance	Establish the Parliamentary Committees on Natural Resources, Economic Services, Foreign Relations and Social Services	Appoint all Parliamentary Commissions and Sector Committees Establish, staff and equip secretariats of Commissions and Committees	All sector committees were established. 12 Parliamentary Commissions appointed and established. Funding has been secured to staff the secretariats and the commissions.

**ANNEX A : GUYANA: POLICY MATRIX FOR POVERTY REDUCTION STRATEGY – IMPLEMENTATION YEAR 2004**

POLICY AREA	STRATEGIES AND MEASURES	PLANNED ACTIONS: 2004	ACHIEVEMENTS/OUTCOMES 2004
	<p>Complete several studies on fiduciary oversight and implement the provisions/recommendations</p> <p>Continue political dialogue between the two major political parties</p> <p>Continue to create climate for political dialogue and consensus building</p> <p>Implement all agreements reached through the dialogue process</p> <p>Seek external assistance to reduce backlog of court cases</p> <p>Continue to review salary scales of judges consistent with the macroeconomic framework</p> <p>Take steps to implement the constitutional provision of local government electoral reforms to strengthen the local government system</p> <p>Hold local government elections in 2004</p>	<p>Draft report of the Fiduciary Oversight Studies was completed in June 2005. Review of the document with the view of developing a time-bound action plan for implementation will be completed in the third quarter of 2005.</p> <p>Two draft reports on Parliamentary Reforms were completed in 2004. Adoption of the reports and implementation of some of the recommendations will create the framework for an improved climate for political dialogue and consensus building</p> <p>Agreements reached in past are being implemented</p> <p>4000 abandoned backlogged cases eliminated from the register</p> <p>The salary scales of judges continue to be under review</p> <p>Joint Task Force on Local Government reform continued to meet to address local government election system, fiscal transfers and the drafting of local government law.</p> <p>Deferred</p>	<p>Secondary repetition rate 12.4 in 2004 compared to 12.5 in 2003. Repetition rates in hinterland communities continue to be high with males averaging 10 percent and females 8 percent. Drop-out rates at primary showed a modest decline of 1 percent.</p> <p>Policies implemented to increase secondary enrollment ratios included (i) reduction in the number of Community High Schools by 12; (ii) reduction in the number of primary tops by 56; and (iii) increase in the number of General Secondary Schools by 15.</p>
Education	<p>Reduce repetition rates in primary schools and increase enrolment in secondary schools</p>	<p>Continue with policies to reduce repetition and drop out rates</p> <p>Continue with policies to increase secondary school enrolment ratios</p>	<p>Secondary repetition rate 12.4 in 2004 compared to 12.5 in 2003. Repetition rates in hinterland communities continue to be high with males averaging 10 percent and females 8 percent. Drop-out rates at primary showed a modest decline of 1 percent.</p> <p>Policies implemented to increase secondary enrollment ratios included (i) reduction in the number of Community High Schools by 12; (ii) reduction in the number of primary tops by 56; and (iii) increase in the number of General Secondary Schools by 15.</p>

**ANNEX A : GUYANA: POLICY MATRIX FOR POVERTY REDUCTION STRATEGY – IMPLEMENTATION YEAR 2004**

POLICY AREA	STRATEGIES AND MEASURES	PLANNED ACTIONS: 2004	ACHIEVEMENTS/OUTCOMES 2004
	<p>Reduce overcrowding in schools</p> <p>Train, recruit and retain trained teachers and social workers</p>	<p>Rehabilitate 55 primary and secondary schools to improve access especially to the poor, and overcrowding</p> <p>Complete and implement GIS/SME</p> <p><u>Continue to train teachers through pre-service and in-service training, with special emphasis on English, Mathematics, Science and Reading</u></p> <p>Continue programme to expand placement of teachers in hinterland communities</p> <p>Take measures to retain trained teachers</p> <p>Commence training of teachers in HFLE</p> <p>Continue implementing revised curriculum for Teacher Training</p> <p><a href="#">Establish Learning Centres to facilitate training of teachers using distance education methods</a></p> <p>Begin system of ongoing school-based assessment in literacy</p>	<p>These policies resulted in secondary enrollment ratio of 73 percent compared with 64 percent in 2003</p> <p>Over 115 primary and secondary schools were rehabilitated in 2004 at cost of more than US\$3.25 m.</p> <p>Phase 1 of the GIS/SME, that is, collection of entry data and training of central Ministry staff was completed</p> <p>In 2004, 478 teachers graduated from pre-service and in-service training. The small number of graduates is attributable to the change in program completion from 2 years to 3 years.</p> <p>Remote Area Incentive (RAI) has been paid in 2005, with retroactive payments from October 2004.</p> <p>This refers primarily to the RAI. Other incentives have included the payment of CXC fees for teachers' children.</p> <p>Training of teachers in HFLE was partially implemented because of the release of funds although training began for teachers at the primary levels (Grades 1&amp;2)</p> <p>NCERD developed literacy and numeracy standards for Nursery 1 to Grade 2 primary. Curriculum guides were also developed for Visual Guides Arts (Grades 1 to 11) and Primary Music (Grades 1 to 6)</p> <p>Learning Resource Centers were established in Regions 1 and 9 with GBET assistance. 96 teachers enrolled and being trained.</p> <p>In 2004, a survey of 8 of the 11 school districts collected baseline data on the quality of education, including professional and academic qualifications of staff, availability of learning/teaching materials, managerial practices and relationships with the community</p>

**ANNEX A : GUYANA: POLICY MATRIX FOR POVERTY REDUCTION STRATEGY – IMPLEMENTATION YEAR 2004**

POLICY AREA	STRATEGIES AND MEASURES	PLANNED ACTIONS: 2004	ACHIEVEMENTS/OUTCOMES 2004
	<p>Improve aptitude in Mathematics and English Language</p> <p>Provide required textbooks to students and implement cost recovery</p> <p>Establish a school feeding programme</p> <p>Establish school transportation system</p> <p>Promote stakeholder participation at the school level</p>	<p>Re-orient and train teachers to use new curricula methodologies</p> <p>Implement national primary school timetable, with special emphasis on Mathematics and Reading</p> <p>Begin literacy programme with a focus on HIV/AIDS for out-of-school youth</p> <p>Re-commence procurement of textbooks</p> <p>Implement recommendations of the diagnostic study of the school feeding programme</p> <p>Deferred due to the lack of resources</p> <p>Strengthen School Boards to encourage greater involvement of parents and Provide training for PTAs</p> <p>Increase participation of community members in school decision making</p>	<p>Implementation of the School Improvement Programs (SIPs) with improved delivery of curriculum is slower than anticipated with SIPs prepared for only 50% of schools.</p> <p>A methodology to improve the teaching of reading was developed and the first set of Masters trainers and cluster advisors were employed and trained under the BEAMS project</p> <p>The Literacy and HIV/AIDS project has begun in at least one region</p> <p>Procurement of textbooks began in 2004 with assistance of the World Bank EFA-FTI</p> <p>Completed study on school feeding programme but funds for the hot meal programme under EFA-FTI are not available until year two. The Ministry is participating in an innovative programme in some hinterland communities to provide children with a locally produced snack.</p> <p>Deferred due to the lack of resources</p> <p>About 80 percent of schools have PTAs, which meet at least once a year.</p> <p>This is underway with nearly 200 schools benefiting from training to produce school improvement plans.</p> <p>Most regions have Regional Education Committees, which meet regularly and monitor education activities in the region</p> <p>OAS is supporting the project “ Meeting Special Needs in the</p>

**ANNEX A : GUYANA: POLICY MATRIX FOR POVERTY REDUCTION STRATEGY – IMPLEMENTATION YEAR 2004**

POLICY AREA	STRATEGIES AND MEASURES	PLANNED ACTIONS: 2004	ACHIEVEMENTS/OUTCOMES 2004
	<p>Mainstream children with special needs</p> <p>Strengthen managerial and organizational capacity of education sector</p>	<p>Develop special education module for teacher trainees</p> <p>Begin screening exercise for children with special needs in two regions</p> <p><a href="#">Develop proposals to strengthen the Personnel, Finance and Management Information Units of the MoE</a></p> <p>Begin training programmes during the last quarter of 2004</p> <p>Pilot test preliminary versions of accounting, resource transfer, financial reporting and auditing procedures in six schools in two Regions</p>	<p>Classroom” and has equipped a special resource unit at the Cyril Potter College of Education to train teachers in assisting physically challenged children</p> <p>This has not been implemented</p> <p>Specialists under the BEAMS projects have been placed in key units of the MOE to recommend reforms in various departments to strengthen personnel, finance and MIS</p> <p>This has not been implemented but plans for the programme are well advanced.</p> <p>This has not been implemented</p>
Health	<p>Expand preventative care and reduce the incidence of the other occurring diseases</p> <p>Develop an up-to-date STI, HIV/AIDS database</p>	<p>Continue with immunisation programmes especially in hinterland communities</p> <p>Implement measures to reduce infant and maternal mortality rates</p> <p>Introduce a nutrition programme benefiting women and children in poor communities, in particular strengthen the Adolescent Health Programme</p> <p>Implement recommendations arising out of deliberations of Presidential Commission on HIV/AIDS</p>	<p>Immunisation programmes for children especially in hinterland communities are ongoing</p> <p>Recruit and train more nurses and midwives and improve pre-natal and post-natal care.</p> <p>The Nutrition programme funded by the IDB is ongoing with the provision of assistance and food supplements to pregnant women and young children</p> <p>The Presidential Commission on HIV/AIDS has been meeting as a coordinating body for the work of line ministries and donor agencies. Work programmes have been developed for each</p>

**ANNEX A : GUYANA: POLICY MATRIX FOR POVERTY REDUCTION STRATEGY – IMPLEMENTATION YEAR 2004**

POLICY AREA	STRATEGIES AND MEASURES	PLANNED ACTIONS: 2004	ACHIEVEMENTS/OUTCOMES 2004
	<p>Provide medical care to HIV/AIDS patients</p> <p>Develop and implement sustained public awareness programmes on STI, HIV/AIDS</p> <p>Improving medical facilities and conditions of service to medical</p>	<p>Expand pilot sites to test mother to child HIV/AIDS prevention in 10 additional centers</p> <p>Expand use of antiretroviral therapy to health centers</p> <p>Introduce routine use of Rapid Kits for HIV/AIDS testing at all health centres in 2004</p> <p>Begin construction of HIV/AIDS laboratory which will also cater for other diseases</p> <p>Develop institutional arrangements for programme monitoring and evaluation of the impact of HIV/AIDS programmes</p> <p>Strengthen capacity of NGOs and CBOs to respond to HIV/AIDS</p> <p>Continue to expand and deepen the public awareness programme on HIV/AIDS prevention</p>	<p>participating line ministry and approved by the Commission. The Commission is expected to meet again by the third quarter of 2005.</p> <p>Pilot sites expanded to 10 additional centers throughout the 10 administrative regions</p> <p>Coverage of the provision of anti-retroviral drugs especially to pregnant women being expanded to include more people</p> <p>Rapid kits for HIV/AIDS testing were introduced at all health centers.</p> <p>Deferred to 2005</p> <p>Work has begun and the aim is to have a harmonized list of measurable indicators. The Ministry is in the process of engaging a long term consultant to develop monitoring and evaluation capacity for HIV/AIDS and other health programmes</p> <p>The Ministry of Health has hired a civil society coordinator and 11 CBOs have been identified for funding under the World Bank programme</p> <p>Public awareness programme through print and electronic media continue</p> <p><b>Implementation of the programme is ongoing. Completed draft medical facilities licensing Bill. Completed the draft Allied Health Professions Bill to improve regulation.</b></p> <p>2 CD4 FACS machine and specialized TB and STI testing</p>

**ANNEX A : GUYANA: POLICY MATRIX FOR POVERTY REDUCTION STRATEGY – IMPLEMENTATION YEAR 2004**

POLICY AREA	STRATEGIES AND MEASURES	PLANNED ACTIONS: 2004	ACHIEVEMENTS/OUTCOMES 2004
	<p>personnel</p> <p>Introduce market principles in the procurement of drugs and medical supplies</p> <p>Recruit and train workers to provide counseling in communities</p> <p>Expand Professional Development Opportunities for medical personnel</p>	<p>Complete Health Facilities Rationalisation Programme and begin its implementation</p> <p>Complete reconstruction of the New Amsterdam Hospital</p> <p>Take measures to retain medical personnel</p> <p>Improvement of regional health services through the formation of Regional Health Authorities</p> <p>Articulate a mental health policy and development of a work programme</p> <p>Establish Materials Management Unit to procure drugs and medical supplies</p> <p>Recruit and train 30 workers to provide counseling in communities</p> <p>Continue training of health personnel</p>	<p>laboratory unit added at GPHC central laboratory.</p> <p>Acquired new hematology analyzer for testing of CBCS.</p> <p>New laboratory and equipment and x ray machines installed at New Amsterdam and Skeldon hospitals.</p> <p>New Amsterdam Hospital was completed and commissioned in 2004</p> <p>Measures to retain medical personnel are ongoing and incentive structures have been developed for nursing training and for dealing with identified health burdens</p> <p>Regional Health Authorities Bill to establish Authorities passed in 2004. The Ministry of Health Bill was also finalized in 2005.</p> <p>The mental health policy has been drafted and the work programme is being developed</p> <p>Materials Management Unit was established with a computerized system to procure medical supplies. Storage facilities were improved through the acquisition of two new refrigerators and the construction of the first phase of a refrigerated vaccine storage bond</p> <p>30 persons recruited and trained to provide counseling in communities.</p> <p>25 students sent on medical scholarships to Cuba; Negotiations advanced for joint postgraduate program in Surgery with Canadian counterparts; Completed negotiations for new post graduate programme for nurses to commence 2005 in New Amsterdam.</p> <p>The Ministry of Health (i) intensified training of health personnel;</p>



**ANNEX A : GUYANA: POLICY MATRIX FOR POVERTY REDUCTION STRATEGY – IMPLEMENTATION YEAR 2004**

POLICY AREA	STRATEGIES AND MEASURES	PLANNED ACTIONS: 2004	ACHIEVEMENTS/OUTCOMES 2004
Water	<p>Create Guyana Water Inc to replace Guywa and GSWC</p> <p>Expand water services to rural areas, especially interior locations</p>	<p>Maintain pricing and subsidy agreements to achieve full cost recovery</p> <p>Rehabilitate treatment systems and install water meters</p> <p>Rehabilitate water facilities, including expansion of distribution pipelines</p> <p>Complete reconstruction of Linden Water Treatment Plant</p>	<p>(ii) retained staff by creating more empowering environment; (iii) recruited personnel from abroad; and (iv) entered into joint technical programmes with other programmes</p> <p>New company created. Pricing and subsidy agreements are being observed. Completed review of Georgetown Water and Sewerage Master Plan.</p> <p>Commenced the LBI metering and Georgetown Programme 11 projects</p> <p>Water facilities including expansion of distribution lines was undertaken in Regions 1, 2, 3, 4, 5, 6 and 10 benefiting 40,000 persons</p> <p>Hinterland Strategy approved.</p> <p>Department established to maintain existing water distribution systems in small towns and communities, promote the Hinterland strategy, and support community involvement in the management, operation and maintenance of the distribution system</p> <p>Phase 1 and 2 of The Linden Refurbishment Project completed benefiting 6,000 persons</p>
Housing	<p>Strengthen shelter and land markets and facilitate potential homeowners</p> <p>Accelerate squatter and regularisation</p>	<p>Complete infrastructure for 14,500 lots in housing schemes;</p> <p>Allocate 4,000 low income lots;</p> <p>Process 16,000 titles</p> <p>Complete infrastructure for 6,500 lots in squatter settlements</p>	<p>23,000 low income lots serviced; 4916 houselots were distributed</p> <p>5,003 land/house titles were distributed</p> <p>7,524 lots serviced in squatter settlements</p> <p><b><u>Penal codes on squatting and legal compliance reviewed by consultancy under the Framework for Government response to Squatting (FGRS)</u></b></p> <p>Established 18 new CDCs and revitalized others to assist in the</p>

**ANNEX A : GUYANA: POLICY MATRIX FOR POVERTY REDUCTION STRATEGY – IMPLEMENTATION YEAR 2004**

POLICY AREA	STRATEGIES AND MEASURES	PLANNED ACTIONS: 2004	ACHIEVEMENTS/OUTCOMES 2004
	<p>Rationalise the divestiture of public land for sound residential settlement</p>	<p>Complete database and modernise management structure to better serve the public, especially the poor</p> <p>Continue utilisation of Land Registry System</p>	<p>regularization process.</p> <p>Computerization of records in the Land Management Department completed to improve tracking and transparency</p> <p>Design of layouts and subdivision plans for minimum standards for housing development was completed</p> <p>Commenced verification exercise to update household data inventory programm</p>
<p>Directly targeting the poor</p>	<p>Design a social safety net programme</p> <p>Secure additional financing for SIMAP and BNTF</p> <p>Review actuarial studies of the ILO</p> <p>Determine options of increasing social security benefits and provide recommendations for reforming the NIS</p> <p>Strengthen sector ministries and agencies to carry out PRSP implementation</p>	<p>Strengthen the capacity of the MLHSS through improved systems, processes and training</p> <p>Implement SIMAP and BNTF programmes</p> <p>Increase contribution rates to maintain the viability of the NIS</p> <p>Continue to strengthen the capacity of ministries/agencies to implement and monitor PRSP</p>	<p>MIS system was installed at the Ministry, training was provided to staff; three studies were initiated to further improve and enhance the Ministry service delivery to the public.</p> <p>SIMAP III and BNTF projects are under implementation. 125 SIMAP projects were approved and 47 contracted. 38 BNTF projects completed benefiting 3000 persons in Regions 1,2,3,4,5,6, and 10.</p> <p>Completed Rapid Poverty and Needs Assessment (RPNA) in previously unserved areas.</p> <p>SIMAP signed MOU with GPL for 7 projects.</p> <p>NIS contribution was raised by 5 percent</p> <p>Five staff and a coordinator were recruited for the M&amp;E unit and three staff recruited to form the nucleus of the social statistics project that is designed to strengthen the capacity of the line ministries to monitor PRSP outcomes</p>

**ANNEX A : GUYANA: POLICY MATRIX FOR POVERTY REDUCTION STRATEGY – IMPLEMENTATION YEAR 2004**

POLICY AREA	STRATEGIES AND MEASURES	PLANNED ACTIONS: 2004	ACHIEVEMENTS/OUTCOMES 2004
		<p>Continue to implement work programmes of the ministries</p> <p>Provide resources and support to allow Steering Committee to effectively contribute to the monitoring and evaluation of PRSP</p> <p>Continue to strengthen the management information system of MLHSSS, Ministry of Finance, BOS and other agencies</p>	<p>Needs assessments and IT survey with a view of strengthening social sector ministries were completed</p> <p>Resources are being provided to the Steering Committee,</p> <p>MIS system in the MLHSSS installed and a statistical unit is being established. Other ministries being supported under the Social Statistics Project.</p>
Infrastructure to support growth	<p>Develop sea defence maintenance strategy</p> <p>Rehabilitate and maintain sea defence infrastructure</p> <p>Elicit community involvement in sea defence protection.</p> <p>Maintain and improve infrastructure to support productive activities</p>	<p>Seek to mobilise additional resources and develop a sustainable maintenance plan</p> <p>Continue to rehabilitate sea defences to protect farm land and communities</p> <p>Complete over 300 road structures, including bridges and farm to market roads</p> <p>Begin construction of the Mahaica-Rosignol road</p> <p>Continue implementation of maintenance contract</p> <p>Complete 4-lane road between Harbour Bridge and Ruimveldt</p>	<p>Resources mobilized from EU to support the rehabilitation of sea defenses</p> <p>Completed 60 percent of Sea Defense condition survey.</p> <p>Developed GIS database and commenced training of staff in database use and design of sea defence structures.</p> <p>Civil works on sea defense were carried out along the coastline from Region 2 and 6. Emergency works commenced at the Profit/Foulis area</p> <p>Initiated pilot project to replant mangroves along coastline.</p> <p>Sixty-eight bridges and culverts were rehabilitated and 26 structures constructed between Mahaica-Rosignol</p> <p>Construction of the Mahaica-Rosignol Road is 76 percent complete</p> <p>Maintenance contract ongoing</p> <p>Four-lane between Harbour Bridge and Ruimveldt is 65 percent complete</p>

**ANNEX A : GUYANA: POLICY MATRIX FOR POVERTY REDUCTION STRATEGY – IMPLEMENTATION YEAR 2004**

POLICY AREA	STRATEGIES AND MEASURES	PLANNED ACTIONS: 2004	ACHIEVEMENTS/OUTCOMES 2004
Targeting regions with extreme poverty	<p>Improve capacity to carry out expanded D&amp;I project</p> <p>Expand power distribution lines to rural areas</p>	<p>Complete Feasibility studies of the New Amsterdam-Moleson Creek Road and Southern Entrance to Georgetown</p> <p>Continue to maintain D&amp;I projects</p> <p>Begin distributing power from Skeldon cogeneration plant to the national grid in 2005</p>	<p>Feasibility studies of the New Amsterdam-Moleson Creek and Southern Entrance to Georgetown completed</p> <p>Rehabilitation and maintenance works completed on dams, drains and canals</p> <p>This will not be accomplished until 2007. Contract for construction is in place and funding secured for facility to supply 10 megawatts to the National Grid in Berbice.</p> <p>Commenced Unserved Areas Electrification Programme.</p>
Targeting specific areas essential in improving economic and social welfare	<p>Continue to implement the LEAP</p> <p>Establish LEAP Business Incubator incorporating the Business Development Unit</p> <p>Continue training programmes for retrenched workers</p> <p>Implement programmes to support youth entrepreneurship</p> <p>Continue to rehabilitate social and economic infrastructure in Region 10</p> <p>Continue to expand extension services to farmers</p> <p>Rehabilitate farm to market roads</p>	<p>Technical, vocational and management training was provided to 344 persons; US\$1.7 m invested in new projects creating 170 jobs.</p> <p>LEAP Business Incubator Development Unit established and operational; G\$60 m provided for micro-credit schemes; Supported the participation of craft producers in local and international exhibitions.</p> <p>Training programme for retrenched workers ongoing</p> <p>Youth Entrepreneur Network launched and 25 members trained in entrepreneurial skills</p> <p>Rehabilitation of roads, drainage and irrigation activities and the desilting of industrial area drains done; 2 remote communities benefited from solar system.</p> <p>Extension services was provided to farmers in Regions 1, 8 and 9</p> <p>Farm to market roads rehabilitated to support marketing of farm produce</p> <p>Health centers, primary schools and teachers quarters were</p>	<p>Commenced Unserved Areas Electrification Programme.</p> <p>Technical, vocational and management training was provided to 344 persons; US\$1.7 m invested in new projects creating 170 jobs.</p> <p>LEAP Business Incubator Development Unit established and operational; G\$60 m provided for micro-credit schemes; Supported the participation of craft producers in local and international exhibitions.</p> <p>Training programme for retrenched workers ongoing</p> <p>Youth Entrepreneur Network launched and 25 members trained in entrepreneurial skills</p> <p>Rehabilitation of roads, drainage and irrigation activities and the desilting of industrial area drains done; 2 remote communities benefited from solar system.</p> <p>Extension services was provided to farmers in Regions 1, 8 and 9</p> <p>Farm to market roads rehabilitated to support marketing of farm produce</p> <p>Health centers, primary schools and teachers quarters were</p>

**ANNEX A : GUYANA: POLICY MATRIX FOR POVERTY REDUCTION STRATEGY – IMPLEMENTATION YEAR 2004**

POLICY AREA	STRATEGIES AND MEASURES	PLANNED ACTIONS: 2004	ACHIEVEMENTS/OUTCOMES 2004
		<p>Rehabilitate 5 health centres, 4 primary schools, and 2 teachers quarters</p> <p>Develop and seek marketing options for products produced in Region</p> <p>Rehabilitate 5 health centers, 4 primary schools and 3 teachers and medex quarters</p> <p>Support farmers to own their own organic cocoa and coffee farms</p> <p>Rehabilitate economic and social infrastructure to support poverty reduction</p>	<p>rehabilitated in Regions 1; Expanded provision of electricity service.</p> <p>Deferred</p> <p>Five health centers, 4 primary schools and 3 teachers and medex quarters were rehabilitated in Region 9</p> <p>Support was given to organic cocoa and coffee farmers in Region 1</p> <p>Region 8: Constructed four heavy duty bridges and pedestrian bridge. Repaired bridges at 4 other locations.</p> <p>Constructed and maintained several key roads; Extended and maintained river defences at Tumatumari; Constructed and rehabilitated several health and education facilities; Health Department benefited from x-ray machine, film processor, solar panels and ambulance.</p> <p>Region 9: Rice huller provided to Karaudanaunau; Improved road network and constructed bridge;</p> <p>Installed solar system for power generation; Purchases water tanks and hand pumps, installed windmills;</p>
Policy analysis in ministries and agencies	Improve data collection and coverage throughout government system	Implement standard formats and data collection throughout regions	The Social Statistics Project underway and agreed standard formats and data collection has been agreed upon by the Social Statistics Steering Committee
Effective implementation of Poverty Reduction	Develop institutional and organisational arrangements for the implementation of the PRSP	Implement and coordinate work programmes of thematic groups	The thematic groups were ineffective in 2004
	Conduct HIES in 2004	Develop content of M&E for Regional Committees	HIES was delayed but will begin in September 2005
	Framework developed for national M&E system	Content for M&E Regional Committees not yet in place.	Framework developed for national M&E system Content for M&E Regional Committees not yet in place.

**ANNEX A : GUYANA: POLICY MATRIX FOR POVERTY REDUCTION STRATEGY – IMPLEMENTATION YEAR 2004**

POLICY AREA	STRATEGIES AND MEASURES	PLANNED ACTIONS: 2004	ACHIEVEMENTS/OUTCOMES 2004
Programmes		<p>Conduct workshops and consultations on PRS for communities</p> <p>Implement Economic Literacy Programme</p> <p>Establish PRS Information Centres in five Regions</p> <p>Design and implement M&amp;E system for hinterland communities</p>	<p><u>Several workshops and consultations on PRS for communities were conducted by the M&amp;E Unit and the Regional Coordinators</u></p> <p>The Economic Literacy Programme has not been implemented</p> <p>Space has been secured for six centers in five regions and furniture is being procured Information for the centres is continuously supplied by M&amp;E Unit.</p> <p>Outreach to and participation of the hinterland regions has been initiated. Regional Committees will be established in two hinterland regions in 2005.</p>

ANNEX B - GUYANA: POLICY MATRIX FOR POVERTY REDUCTION STRATEGY – 2005-2007

POLICY AREA	OBJECTIVES AND TARGETS	STRATEGIES AND MEASURES	REQUIRED ACTIONS 2005-2007	MONITORING INDICATORS/ EXPECTED RESULTS	TARGET DATE
Macroeconomic framework	Maintain prudent fiscal policy	Improve revenue collection and administration	<p>Establish policies, procedures and systems for the administration of the Customs Duties (Amendment) Order No.6 of 2005.</p> <p><u>Enhance systems to track information on tax exemptions to enable more detailed information to be published</u></p> <p>Pass VAT Bill</p> <p>Pass implementing regulations for VAT and Excise tax</p> <p>Develop comprehensive Audit Plan to improve coverage of the tax roll and recovery unpaid taxes.</p> <p>Complete IT networking of departments and divisions within GRA</p> <p><u>Review public pension system to develop recommendations to ensure its soundness</u></p> <p>Complete operating procedures and guidelines for the prioritisation of projects in the PSIP</p> <p>Complete a 5-year prioritized rolling investment program</p> <p>Devise prudential framework for the investment decisions of the NIS</p>	<p>Publish procedures</p> <p>Publish tax exemptions</p> <p>Enact VAT Law</p> <p>Issue VAT Regulations and begin its implementation</p> <p>Approve audit Plan</p> <p>Departments networked.</p> <p>Develop a time-bound action plan and begin implementation</p> <p>Publish operating procedures and guidelines</p> <p>Publish 5-year PSIP</p> <p>Agree on framework and begin its implementation</p> <p>Begin using new tools at the NTPB secretariat</p>	<p>2005</p> <p>2005</p> <p>2005</p> <p>2005-2006</p> <p>2005</p> <p>2005</p> <p>2005-2007</p> <p>2005</p> <p>2005</p> <p>2005</p> <p>2005</p>

ANNEX B - GUYANA: POLICY MATRIX FOR POVERTY REDUCTION STRATEGY – 2005-2007

POLICY AREA	OBJECTIVES AND TARGETS	STRATEGIES AND MEASURES	REQUIRED ACTIONS 2005-2007	MONITORING INDICATORS/ EXPECTED RESULTS	TARGET DATE
		procurement system	<p><u>Prepare new administrative tools to discharge the NPTB's new responsibilities;</u></p> <p>Disseminate new laws and regulations and train public on new administration tools</p> <p>Design and implement a management information system for the NPTB's operation</p>	<p>Begin implementation of law and regulations</p> <p>Operationalize MIS</p>	<p>2005-2007</p> <p>2006</p>
	Maintain prudent monetary policy and integrity of the financial system	<p>Maintain price and exchange rate stability</p> <p>Strengthen supervision and fiduciary oversight of the financial system</p>	<p>Continuously review monetary policy to ensure its consistency with price stability</p> <p>Implement initiatives for risk-based approach to supervising IFIs</p> <p>Conduct a Human Resource Strategy BSD in the context of its mandate and conduct a comprehensive review of the FIA.</p> <p>Appoint Governor and Deputy Governor of the Bank of Guyana</p>	<p>Contain inflation and growth in base money</p> <p>Develop risk assessment criteria</p> <p>Complete HR Strategy and begin its implementation</p> <p>Fill vacant position</p>	<p>Continuous</p> <p>2005-2006</p> <p>2005-2006</p> <p>2005</p>
			<p>Reconcile discrepancies in fiscal and monetary data and review recording procedures</p> <p>Conduct on-site inspections of all commercial banks and NBS</p> <p>Review and update all AML/CFT legislation to ensure its consistency with international best practices</p>	<p>Establish inter-agency task force to reconcile discrepancies</p> <p>Complete inspections of 4 banks and NBS</p> <p>Legislation finalized.</p>	<p>Continuous</p> <p>2005-2006</p> <p>2005</p>



**ANNEX B - GUYANA: POLICY MATRIX FOR POVERTY REDUCTION STRATEGY – 2005-2007**

POLICY AREA	OBJECTIVES AND TARGETS	STRATEGIES AND MEASURES	REQUIRED ACTIONS 2005-2007	MONITORING INDICATORS/ EXPECTED RESULTS	TARGET DATE
		Establish stock market	Complete Financial Sector Assessment Programme (FSAP)	Review recommendations and develop action plan	2005-2006
			Fulfill training program initiated in 2004	Complete training	2005
Private sector development	Create and/or expand sectors that will generate broad based employment and growth	Develop Guyana's natural resource potential	Pass new forestry law to improve sector operations in an environmentally sustainable manner	Enact Amended Forestry Law	2005
			Pass Mining Amendment Act and pass implementing regulations	Enact Amended Mining Act and begin to implement the law	2006-2007
			Conclude RUSAL management contract and also discussions with Trinidad and Tobago's National Gas Company on Aluminum Smelter Project	Sign contract with RUSAL and Agreement with T&T	2005-2006
		Strengthen framework for export promotion	Complete restructuring of Go-Invest to make it a truly one-stop investment agency	Go-Invest to become one stop facility	2005-2006
			Present CFT bill to Parliament	Enact CFT Bill	2006
		Enhance the business environment	Establish Small Business Council (SBC) to review regulations to simplify business procedures	Appoint members of the committee	2005
			Reduce the number of days of establishing businesses	Limit number of days to 21	2005-2007
			Establish Investment Promotion Council (IPC) to carry out the functions set in the Investment Law	Appoint members of the IPC	2005
			Continue to create conditions of stability through improved dialogue with all political parties		2005-2007

ANNEX B - GUYANA: POLICY MATRIX FOR POVERTY REDUCTION STRATEGY – 2005-2007

POLICY AREA	OBJECTIVES AND TARGETS	STRATEGIES AND MEASURES	REQUIRED ACTIONS 2005-2007	MONITORING INDICATORS/ EXPECTED RESULTS	TARGET DATE
		Strengthen institutions involved in land development	<u>Establish a commercial court to expedite litigation and settlement of disputes</u>	Begin implementation of the Fiduciary Oversight action plan	2006
		Stimulate entrepreneurship and promote development of non-traditional products including for export	Establish One-stop-shop for property transactions at GLSC building	Commercial court operational	2006
		Enhance efficiency of agriculture production and improve export competitiveness	Promote development of aquaculture and soyabeans cultivation; consolidate Hinterland Thrust and; establish linkages with UG, IAST and EPA to facilitate transfer of technology between business	GLSC to become a one shop center	2006
			Revise the Fisheries Management and Development Plan	Complete and publish sector profiles	2005
			Establish an Exploratory Committee to assess the possibility of harvesting offshore resources.	Plan approved	2005
			Restart the Observer Programme to assess the potential of the seabob resource.	Appoint members of the committee	2006
			Develop a database of Caribbean Fisheries and construct an offshore survey for Large Pelagic.	Complete report on Seabob Resources	2005
			Undertake trade and investment expositions	Complete database	2006
			Conduct market studies to identify key growth areas	Increase the numbers of trade	2006

**ANNEX B - GUYANA: POLICY MATRIX FOR POVERTY REDUCTION STRATEGY – 2005-2007**

POLICY AREA	OBJECTIVES AND TARGETS	STRATEGIES AND MEASURES	REQUIRED ACTIONS 2005-2007	MONITORING INDICATORS/ EXPECTED RESULTS	TARGET DATE
				<p>expositions</p> <p>Complete studies and conduct consultations</p>	
Regulatory and institutional framework and rule of law	<p>Improve efficiency in the delivery of public services</p> <p>Improve justice administration</p> <p>Reduce crime and enhance internal security</p>	<p>Strengthen public accountability and improve governance</p> <p>Reform Judiciary</p> <p>Strengthen institutional capacity of security agencies</p>	<p>Comprehensive reforms at the Parliament, Parliamentary Committee and Executive Branch inter alia include:</p> <p>Begin to implement time-bound action plan on fiduciary oversight recommendations.</p> <p>Review recommendations of Sir Davies Report and develop a time bound action plan and begin its implementation</p> <p>Reduce the backlog of cases in the judiciary from 7000 to 2500</p> <p>Establish a family court</p> <p>Train personnel in Alternate Dispute Resolution to alleviate the courts</p> <p>Rehabilitate the High Court and the Court of Appeal to meet requirements of Caribbean Court of Justice</p> <p>Restructure the Guyana Prison Service and implement programmes for the security and rehabilitation of prisoners</p>	<p>Implementation of action plan initiated</p> <p>Implementation of action plan initiated</p> <p>Backlog reduced by 2000</p> <p>Make court operational</p> <p>ADR experts begin adjudicating cases</p> <p>Resources allocated</p> <p>Begin to implement reforms</p> <p>Develop action plan for implementation</p>	<p>2005-2007</p> <p>2005-2007</p> <p>2005</p> <p>2007</p> <p>2006</p> <p>2006</p> <p>2006-2007</p> <p>2006-2007</p>

**ANNEX B - GUYANA: POLICY MATRIX FOR POVERTY REDUCTION STRATEGY – 2005-2007**

POLICY AREA	OBJECTIVES AND TARGETS	STRATEGIES AND MEASURES	REQUIRED ACTIONS 2005-2007	MONITORING INDICATORS/ EXPECTED RESULTS	TARGET DATE
			<p>Develop a National Immigration Policy; Enhance Border and Immigration Security; Target through the rebuilding of the Marine Police station at Ruimveldt and the establishment of a River and Shore Patrol Unit.</p> <p>Decentralize community policing with strong linkages between communities and the Police Division</p> <p>Reintroduce the beat system of police foot patrol</p> <p>Appoint members to the Human Rights Commission</p>	<p>Community groups equipped and coordination mechanisms established with GPF</p> <p>Appoint members of the committee</p>	<p>2007</p> <p>2006-2007</p> <p>2006</p>
	<p>Grant direct representation to communities to choose their own leaders</p>	<p>Reform local government</p>	<p>Review status of Local Government Laws and make amendments to give direct representation to communities.</p> <p>Continue to promote capacity building and institutional strengthening within the Local Government system,</p> <p>Produce strategic plan.</p> <p>Hold local government elections</p>	<p>Draft local government laws</p> <p>Recruit and train staff for local government bodies</p> <p>Strategic plan completed</p> <p>Set a date for the local council elections</p>	<p>2006</p> <p>2005</p> <p>2006</p> <p>2006</p>
<p>Investments in Physical Infrastructure</p>	<p>Strengthen and maintain sea defences to reduce breaches and incursions</p>	<p>Develop sustainable sea defence maintenance plan and institutions</p>	<p>Complete draft master plan for sea defence management.</p> <p>Tender for consultancy to assess interconnections</p>	<p>Publish the master plan and seek resources for its implementation</p> <p>Evaluate tenders and contract a firm</p>	<p>2005</p> <p>2005-2006</p>

ANNEX B - GUYANA: POLICY MATRIX FOR POVERTY REDUCTION STRATEGY – 2005-2007

POLICY AREA	OBJECTIVES AND TARGETS	STRATEGIES AND MEASURES	REQUIRED ACTIONS 2005-2007	MONITORING INDICATORS/ EXPECTED RESULTS	TARGET DATE
			between sea defences and communities to derive a strategy for sustainable implementation of sector policies	Begin Public awareness campaign through the media	2006-2007
			Launch public awareness programme to improve public participation in sector.	Begin to utilize model for monitoring	2006
			Complete GIS database and hydraulic model	Project works completed	2005
		Rehabilitate and maintain sea defence infrastructure	Complete reconstruction of 1800m of riprap defences at Profit/Foullis	Reduce the number of breaches	2005-2007
			Continue rehabilitation and emergency works on sea defences	Reduce the number of breaches.	2005-2007
			Rehabilitate 4km of sea defences in Regions 2 and 3	Pilots operational	2005-2006
			Implement pilot project to re-plant mangroves		2005
	Expand air, road and river transportation network		Improve design standards for roads	Begin to implement standards	2005-2007
		Construct and rehabilitate transport infrastructure	Rehabilitate and reconstruct flood-damaged roads.	Complete of flood damaged roads	2005-2006
		Establish strategy to guide transport sector development	Address recommendation of the transport sector study	Develop action plan and secure financing for its implementation	
			Establish Infrastructure Recovery Taskforce to implement emergency works.	Task force members appointed and work program established	2005

**ANNEX B - GUYANA: POLICY MATRIX FOR POVERTY REDUCTION STRATEGY – 2005-2007**

POLICY AREA	OBJECTIVES AND TARGETS	STRATEGIES AND MEASURES	REQUIRED ACTIONS 2005-2007	MONITORING INDICATORS/ EXPECTED RESULTS	TARGET DATE
	<p>Expand, improve and maintain drainage and irrigation systems and outlets</p> <p>Expand and improve reliability of power distribution</p>	<p>Improve capacity to carry out expanded D&amp;I project</p> <p>Upgrade D&amp;I system and outlets</p> <p>Provide electricity to underserved rural and interior areas</p> <p>Improve energy efficiency</p>	<p>Rehabilitate canals to Demerara River and Atlantic Ocean; Excavate Shanks Canal; Desilt drains and rehabilitate outlet structures</p> <p>Excavate cross canals within East Demerara Conservancy and repair dam embankment</p> <p>Purchase 5 mobile pumps and; rehabilitate pumps at Dawa, Cozier and Nabacalis.</p> <p>Complete hydraulic and hydrologic modeling of the East Demerara water conservancy system and outlet structures</p> <p>GPL to install 6000 connections to under-served areas</p> <p>Two demonstration projects to be undertaken by GPL under the Hinterland electrification strategy</p> <p>Diesel power plant at the Guysuco Skeldon Factory to improve the stability of the power supply in Berbice</p>	<p>Complete at least 60 percent of work program</p> <p>Complete at least 60 percent of work program</p> <p>Complete at least 60 percent of work program</p> <p>Begin to implement model in monitoring water levels and structures of the conservancy</p> <p>Complete installations</p> <p>Begin implementation of pilot projects</p> <p>Complete cogeneration plant</p>	<p>2005-2006</p> <p>2005-2006</p> <p>2005-2006</p> <p>2005</p> <p>2005-2007</p> <p>2005-2006</p> <p>2007</p>
Education	Improve coverage, enrolment and	Reduce repetition rates in primary	Accelerate the Education For All-Fast Track Initiative (EFA-FTI) and the Basic Education Access and	Implementation is kept apace.	2005-2007

ANNEX B - GUYANA: POLICY MATRIX FOR POVERTY REDUCTION STRATEGY – 2005-2007

POLICY AREA	OBJECTIVES AND TARGETS	STRATEGIES AND MEASURES	REQUIRED ACTIONS 2005-2007	MONITORING INDICATORS/ EXPECTED RESULTS	TARGET DATE
	performance of students in first and second cycles	<p>schools and increase enrolment in secondary schools</p> <p>Improving Equity in the education sector</p> <p>Reduce overcrowding in schools</p> <p>Train, recruit and retain trained teachers and social workers.</p>	<p>Management Support (BEAMS) programmes</p> <p>Continue the conversion of CHS's and the amalgamation of primary tops. Increase the number of available places in public secondary schools</p> <p>Improve access through the construction and rehabilitation of 12 secondary schools under the BEAMS programme.</p> <p>Sensitize teachers on delivery of the new module for Special Needs Education</p> <p>Train more teachers.</p> <p>Recruit and retain teachers in hinterland communities</p> <p>Accelerate the development of the School Improvement Plans</p> <p><b><u>Provide textbooks for students</u></b></p> <p>Amend hinterland hot meal programme (under EFA-FTI) in accordance with survey recommendations to extend school feeding programme to hinterland schools</p>	<p>Complete conversion of CHSs</p> <p>Complete rehabilitation of 12 secondary schools</p> <p>Trained teachers-students ratio increased</p> <p>580 teachers to graduate</p> <p>Enhance incentives schemes for teachers</p> <p>Expand implementation of SIPs</p> <p>Four core text books to be provided to primary school children</p> <p>Begin providing lunches to all hinterland regions</p> <p>Install computers and make them</p>	<p>2005</p> <p>2005-2006</p> <p>2005-2007</p> <p>2006</p> <p>2005-2007</p> <p>2005-2007</p> <p>2005-2007</p> <p>2006-2007</p> <p>2006</p>
Strengthen Financial and Management Systems	Build stronger institutions and improve	<p>Improve quality of the delivery of education.</p> <p>Provide required textbooks to students and implement cost recovery.</p> <p>Establish school-feeding programme.</p>			

ANNEX B - GUYANA: POLICY MATRIX FOR POVERTY REDUCTION STRATEGY – 2005-2007

POLICY AREA	OBJECTIVES AND TARGETS	STRATEGIES AND MEASURES	REQUIRED ACTIONS 2005-2007	MONITORING INDICATORS/ EXPECTED RESULTS	TARGET DATE
		governance	Procure computers for regional offices and provide further training in GIS software	operational	
Health	Modernise the Sector	Redesign the legislative and institutional framework for healthcare provision at the regional and central levels	<p><u>Continue to restructure the Ministry – Add Adolescent and Young Adult Health and Wellness Programme.</u></p> <p><u>Restructure the Regional Health Services Department to provide more effective support to the health sector in the regions.</u></p> <p><u>Present Allied Health Profession Bill to parliament after consultation</u></p> <p><u>Rationalize primary health care facilities with regional plans for all regions.</u></p> <p><u>Establish a Guyana Center for Disease Control.</u></p> <p><u>Complete a Tobacco Surveillance Survey Study and develop a National Tobacco Control Plan.</u></p> <p><u>Implement the National Nutrition Plan.</u></p> <p><u>Fully implement the Medical Termination of Pregnancy Act with a new advisory committee.</u></p> <p><u>Integrate malaria diagnosis and treatment into primary health care, and introduce Malaria Strategic Plan.</u></p> <p><u>Expand DEC salt distribution for prevention of Filariasis</u></p>	<p>Complete restructuring program</p> <p>Agreed on reforms and begin its implementation</p> <p>Pass legislation</p> <p>Develop action plan and begin its implementation</p> <p>Appoint members</p> <p>Publish study and plan of action</p> <p>Expand coverage of beneficiaries</p> <p>Reduced number of illegal pregnancies</p> <p>Begin implementing the integrated program</p> <p>Expand program coverage area</p>	<p>2005-2007</p> <p>2005-2007</p> <p>2006</p> <p>2005-2006</p> <p>2006</p> <p>2005-2006</p> <p>2005-2007</p> <p>2006-2007</p> <p>2005-2006</p> <p>2005-2006</p>
	Improve access, coverage and quality of health care, especially to the poor	Expand preventative care			



ANNEX B - GUYANA: POLICY MATRIX FOR POVERTY REDUCTION STRATEGY – 2005-2007

POLICY AREA	OBJECTIVES AND TARGETS	STRATEGIES AND MEASURES	REQUIRED ACTIONS 2005-2007	MONITORING INDICATORS/ EXPECTED RESULTS	TARGET DATE
		<p>Reduce the incidence of frequently occurring diseases</p>	<p><u>Complete National Diabetes and Hypertension Strategic Plans</u></p> <p><u>Develop a National Mental Health Strategic Plan and initiate the psychiatric nurse practitioner programme.</u></p> <p><u>Establish a Cardiac Diagnostic Center at the GPHC.</u></p> <p><u>Operationalize the cancer center with the introduction of radiotherapy and chemotherapy.</u></p> <p><u>Implement HIV/AIDS treatment and care programmes in at least one site in all ten regions.</u></p> <p><u>Make treatment for co-infection with HIV and TB available to all co-infected patients.</u></p> <p><u>Make CD4 available to all HIV+ persons and new construct public health laboratory.</u></p> <p><u>Introduce DOTS and home-based care for HIV.</u></p> <p><u>Finalize Behavioural Change Communications strategy and expand ME TO YOU Personal Responsibility BCC programme.</u></p> <p><u>Establish Prison and Disciplinary Services HIV/AIDS programme.</u></p>	<p>Publish strategic plan</p> <p>Implement plan and psychiatric nursing programme</p> <p>Make the center operational</p> <p>Procure and install equipment</p> <p>Select region and begin implementation of treatment program</p> <p>Expanded coverage of drugs to patients</p> <p>Expanded coverage of drugs to patients</p> <p>Begin to implement programs</p> <p>Adopt recommendations and begin to implement an action plan.</p> <p>Begin to implement program</p>	<p>2005-2006</p> <p>2005-2007</p> <p>2006-2007</p> <p>2006-2007</p> <p>2005-2006</p> <p>2005-2007</p> <p>2005-2007</p> <p>2006-2007</p> <p>2006-2007</p> <p>2005-2007</p> <p>2006-2007</p>
	<p>Attract, retain and train medical personnel to address</p>				

**ANNEX B - GUYANA: POLICY MATRIX FOR POVERTY REDUCTION STRATEGY – 2005-2007**

POLICY AREA	OBJECTIVES AND TARGETS	STRATEGIES AND MEASURES	REQUIRED ACTIONS 2005-2007	MONITORING INDICATORS/ EXPECTED RESULTS	TARGET DATE
	<p>skills shortage</p> <p>Improve and Expand health infrastructure and technological capacity</p>	<p>Regularly contract international experts to perform specialized services</p> <p>Expand professional development opportunities and conditions of service to medical personnel</p> <p>Establish System to procure drugs and medical supplies</p> <p>Improve medical facilities</p>	<p><u>Strengthen Safe Injection Policy through introduction of new injection technology.</u></p> <p><u>Pursue technical programmes with Canada, the USA and UN Volunteer system.</u></p> <p><u>Develop protocols for greater management supervision and effective monitoring of staff.</u></p> <p><u>Establish rules for private practice by public health personnel.</u></p> <p><u>Collaborate with medical school at UG to recruit students for government service.</u></p> <p><u>Recruit 500 persons for nurse training.</u></p> <p><u>Develop a biomedical department at GPHC to train biomedical technicians for all hospitals</u></p> <p><u>Formalize the Materials Management Unit (MMU), and improve its staffing and functioning.</u></p> <p><u>Complete new IT system, with the procurement and distribution system computerized</u></p> <p><u>Undertake regular audits to ensure that drugs are</u></p>	<p>Begin to implement program</p> <p>Number medical experts to special programmes</p> <p>Doctors-patient ratio</p> <p>Implement and enforce rules</p> <p>Recruit more students into medical school</p> <p>Reduce patient to nurses ratio</p> <p>Operationalize the work of the departments</p> <p>Procure and distribute medicine</p> <p>Make system operational</p>	<p>2005-2007</p> <p>2005</p> <p>2005-2007</p> <p>2006-2007</p> <p>2005-2007</p> <p>2005-2007</p> <p>2005-2207</p> <p>2005-2006</p> <p>2005</p> <p>2005-2007</p>

**ANNEX B - GUYANA: POLICY MATRIX FOR POVERTY REDUCTION STRATEGY – 2005-2007**

POLICY AREA	OBJECTIVES AND TARGETS	STRATEGIES AND MEASURES	REQUIRED ACTIONS 2005-2007	MONITORING INDICATORS/ EXPECTED RESULTS	TARGET DATE
			<p><u>accounted for and utilized in a timely way.</u></p> <p><u>Expand the Hospital Inspectorate to cover all public health institutions.</u></p> <p><u>Formalize minimum standards requirement for all hospitals and enforce licensing requirements.</u></p> <p>Complete a maintenance plan for all public health laboratories.</p> <p><u>Laboratories in all regional hospitals to be certified by the Standards Bureau.</u></p> <p><u>Finalize the essential laboratory services plan for the public health sector.</u></p> <p><u>Add a new blood bank, TB clinic and waiting area to the New Amsterdam Hospital.</u></p> <p><u>Begin construction on the Linden and Lethem Hospitals, GPHC In-Patient Buildings, and health centers at E. La Penitence and Yakasari.</u></p> <p><u>Construct Mabaruma Hospital and polyclinics at East Bank Demerara, Kitty and Parika.</u></p> <p><u>Complete construction of new GUM clinic.</u></p>	<p>Complete audit for 2004</p> <p>Inspect at least 10 health facilities per year</p> <p>Enforce standards through random inspections and imposing penalties for non-compliance</p> <p>Implement maintenance plan</p> <p>Conduct random inspections</p> <p>Implement plan</p> <p>Complete structures and procure equipment</p> <p>Begin construction of hospitals</p> <p>Begin construction of facilities</p> <p>Begin construction of GUM Clinic</p>	<p>2005-2007</p> <p>2005-2007</p> <p>2005-2007</p> <p>2006-2007</p> <p>2006-2007</p> <p>2005-2006</p> <p>2005/2006</p> <p>2005/2006</p> <p>2005/2006</p>

**ANNEX B - GUYANA: POLICY MATRIX FOR POVERTY REDUCTION STRATEGY – 2005-2007**

POLICY AREA	OBJECTIVES AND TARGETS	STRATEGIES AND MEASURES	REQUIRED ACTIONS 2005-2007	MONITORING INDICATORS/ EXPECTED RESULTS	TARGET DATE
Housing	Provide affordable housing and make available affordable financing for low income earners	Strengthen shelter and land markets Accelerate squatter regularization Strengthen CHPA Develop new housing areas Develop long term housing planning	Create markets for land Regularize squatter settlements Allocate house lots and facilitate its development Service house lots in schemes Construct low-income houses in newly developed housing schemes.	Final Paper on FGRS to be presented to Parliament Regularize 165 squatting areas and establish functional CDCs in each area Allocate at least 4,500 house lots areas 4500 Provide basic infrastructure in 6 housing schemes Construct at least 500 houses	2005 2005 2005 2005 2005-2007 2005-2007
Environmental Protection	Promote sustainable development in the use of resources.	1/Ensure conservation and sustainable use of biodiversity 2/Promote sound environmental management 3/Promote environmental education and awareness 4/Provide support services	<u>Complete National Bio-Safety Framework, and the preparation of a policy on Genetically Modified Organisms and IPRs for Guyana</u> <u>Develop monitoring system and prepare legislation for wildlife</u> Extend local and international links on Protected Areas Management and define a legal and regulatory framework for it. Assess and report on environmental impact of floods Conduct public education programmes	Publish study Draft legislation Consult on legal and regulatory framework Complete report on impact of flooding Begin sensitization programmes	2005-2006 2006 2005-2006 2005 2005-2006

ANNEX B - GUYANA: POLICY MATRIX FOR POVERTY REDUCTION STRATEGY – 2005-2007

POLICY AREA	OBJECTIVES AND TARGETS	STRATEGIES AND MEASURES	REQUIRED ACTIONS 2005-2007	MONITORING INDICATORS/ EXPECTED RESULTS	TARGET DATE
			Produce Strategic Environmental Assessment (SEA) for the mining sector. Implement Environmental Management Plan for the Skeldon sugar factory.	to protect the environment Complete TOR for the study Observe all protocols and agreements in the work plan	2005 2006
Water and Sanitation	Ensure good and effective regulation of the sector Expand access and quality of water to 90 percent of population	Create Guyana Water Inc. to replace GUYWA and GSWC Expand water services to rural and especially hinterland locations.	<u>Agree on recommendations of Review</u>  <u>Complete the LBI metering project and the Georgetown Programme II to provide 33,000 customers with improved service and provide 4,992 new connections</u> Provide continued waters service Provide water supply to 52.1% of hinterland communities	Develop and implement an action plan Provide 33,000 customers with improved service and 4,992 new connections Ensure at least 16 hours of service per day Connect hinterland communities	2005-2007 2005-2007 2005-2007 2005-2007
Social Safety Nets	Improve the living conditions of the poorest households and increase capacity of poor communities to articulate their priorities Improve the quality and	1/Social Impact Amelioration Project (SIMAP): a) finance investments in social and economic infrastructure and strengthen organization of poor communities	SIMAP to accelerate projects Accelerate project implementation	Award 260 contracts Increase number of beneficiaries Award contracts to cover the undisbursed amounts	2005-2007 2005-2007 2005-2007

**ANNEX B - GUYANA: POLICY MATRIX FOR POVERTY REDUCTION STRATEGY – 2005-2007**

POLICY AREA	OBJECTIVES AND TARGETS	STRATEGIES AND MEASURES	REQUIRED ACTIONS 2005-2007	MONITORING INDICATORS/ EXPECTED RESULTS	TARGET DATE
	delivery of social services to poor rural communities	2/Basic Needs Trust Fund (BNTF) 3/Ministry of Human Services, Labour and Social Security	Review recommendations of studies completed for MHSLS Commence implementation of time-bound action plans for Program and Targeting, Labour Market and Risk and vulnerability projects.	Implementation of plans commenced.	2005-2006
Special Intervention Programmes	Reduce pockets of poverty	Hinterland Development – to provide for deeper integration and self – sufficiency in Amerindian Communities Regional Interventions: Region 1 Region 8	Improve governance, administrative and managerial capacity of hinterland communities. Establish MIS for use by Ministry of Amerindian Affairs Implement national programmes such as SIMAP, BNTF and Hinterland Water Strategy. Construct and rehabilitate road networks, bridge and revetment to foster development; Complete 4 dental labs and laboratory and acquire dental equipment and x-ray machine for lab; Extend dormitories and construct teachers' quarters Continue to implement road and bridges construction and maintenance; Extend primary schools and teachers' quarters; Extend and equip 3 health posts; procure fogging machine for disease control.	392 village leaders and animators to be trained Appoint staff to manage and implement MIS Increase number of beneficiaries Complete projects as proposed in the Investment Program Complete projects as proposed in the Investment Program	2005-2006 2005-2006 2005-2006 2005-2006 2005-2007

ANNEX B - GUYANA: POLICY MATRIX FOR POVERTY REDUCTION STRATEGY – 2005-2007

POLICY AREA	OBJECTIVES AND TARGETS	STRATEGIES AND MEASURES	REQUIRED ACTIONS 2005-2007	MONITORING INDICATORS/ EXPECTED RESULTS	TARGET DATE
	<p>Region 9</p> <p>Region 10</p> <p>LEAP</p>	<p>Grant land title to Konashen Amerindian District; Upgrade teacher support services; construct and maintain schools; construct and equip health posts and centers; Establish Foot and Mouth Control Centers and new plant nurseries.</p> <p>Rehabilitate roads and drains; Equip and upgrade healthcare facilities; Construct 4 nursery schools and 2 teachers quarters; settle legal status of 7 Amerindian communities; increase remote areas incentive payment for region's teachers; allocate 2950 house lots.</p> <p><b>Construct farm-to-market road</b></p> <p>Complete feasibility studies for industrial zone and expansion of wharf facilities</p> <p>Continue to provide business advice, planning and marketing assistance through the Business Development Unit</p>	<p>Complete projects as proposed in the Investment Program</p> <p>Complete projects as proposed in the Investment Program</p> <p>Complete roads</p> <p>Studies completed</p> <p>Increase number of beneficiaries</p>	<p>2005-2007</p> <p>2005-2007</p> <p>2005-2007</p> <p>2006</p> <p>2006</p>	
<p>Research and Policy Analysis</p>	<p>Improve evidence based policy analysis and formulations across the government</p>	<p>Strengthen the Poverty Reduction Strategy Secretariat to monitor and evaluate PRSP implementation to ensure effective implementation Programmes</p>	<p>Provide comprehensive training in M&amp;E for all stakeholders</p> <p>Develop a system based monitoring and evaluation framework</p>	<p>Recruit M&amp;E consultant to begin training exercise</p> <p>Recruit an MIS consultant to design a simple computerized rule based system to monitor poverty reduction programs</p>	<p>2005-2006</p> <p>2005</p>

**ANNEX B - GUYANA: POLICY MATRIX FOR POVERTY REDUCTION STRATEGY – 2005-2007**

POLICY AREA	OBJECTIVES AND TARGETS	STRATEGIES AND MEASURES	REQUIRED ACTIONS 2005-2007	MONITORING INDICATORS/ EXPECTED RESULTS	TARGET DATE
			Strengthen institutional capacity to improve statistical information on poverty analysis and targeting	<p>Publish on a biannual basis executed current expenditures broken down by sectors and priority related programs</p> <p>2005</p> <p>Publish on a biannual basis executed expenditures for priority projects in the capital program</p> <p>2005</p> <p>Train M&amp;E regional coordinators on what and how to monitor expenditure data on projects</p> <p>2005-2007</p> <p>Complete technical paper of budget allocation and expenditures and outcomes of poverty reduction</p> <p>2006</p> <p>2005</p> <p>Recruit statisticians and statistical officers for the Bureau of Statistics and the social sector line ministries</p> <p>2005</p> <p>2005</p> <p>Establish and staff statistical units in line ministries</p> <p>Procure equipment, computer hardware and software for statistical units</p> <p>2005</p>	
		Strengthen data collection and coverage throughout government system	Begin implementation of the Social Statistics Project		



**ANNEX B - GUYANA: POLICY MATRIX FOR POVERTY REDUCTION STRATEGY – 2005-2007**

POLICY AREA	OBJECTIVES AND TARGETS	STRATEGIES AND MEASURES	REQUIRED ACTIONS 2005-2007	MONITORING INDICATORS/ EXPECTED RESULTS	TARGET DATE
				Recruit head of departments for vacant positions at the BOS  Begin intensive training programme for statisticians  Recruit a firm to assist in capacity building and institutional strengthening for BOS	2005-2006  2005

**GUYANA – POVERTY REDUCTION STRATEGY REGIONAL CONSULTATION  
FEEDBACK FROM HINTERLAND REGIONS**

REGION 1	SECTOR AREA	ISSUES	RECOMMENDED ACTIONS
ECONOMIC DEVELOPMENT	Economic Development	<p>Difficulty in starting own business</p> <p>Inadequate infrastructure development to support businesses</p> <p>Difficulty in finding and accessing markets</p> <p>High unemployment rates</p>	<p>Provide start up concessions</p> <p>Provide access to training and continuing education</p> <p>Facilitate access to commercial banking services</p> <p>Improve the provision of water, electricity and health services</p> <p>Construct and upgrade roads to facilitate transportation of goods and produce</p> <p>Assist with developing markets/ marketing goods produced in the region</p> <p>Promote the development of job-creating industries</p>
	School Attendance	<p><b>Household poverty, unemployment and financial difficulties</b></p> <p>Inaccessibility of schools and lack of transportation</p> <p>Reduce student absenteeism</p>	<p>Implement job creation programmes</p> <p>Provide subsidies and incentives to poor households including lunch, school uniforms and transportation</p> <p>Ensure greater parental involvement and responsibility</p> <p>Improve communication between social welfare officers and parents, and between schools and parents</p> <p><b>Provide incentives for teachers to work in hinterland communities</b></p>
EDUCATION	Teacher qualification and attendance	<p><b>Poor conditions of service</b></p> <p>Young, untrained and less committed new teachers</p>	<p><b>Improve conditions of service and increase salaries</b></p> <p>Provide better training programmes for teachers</p> <p>Review policy on retirement age for teachers and assess possibility of re-contracting retired teachers</p>
	Care and treatment	<p>Lack of trained staff in healthcare facilities</p>	<p>Recruit and retain more trained staff by providing improved salaries and working conditions</p> <p>Implement regular visits to communities by healthcare workers</p>
HEALTH	Health facilities	<p>Poor condition of health facilities</p> <p>Unavailability of drugs</p>	<p>Construct and fully equip modern facilities</p> <p>Ensure improved availability of drugs by improving the procurement, storage and distribution system</p>
	Access to safe/treated water	<p>Untreated water coming through taps</p> <p>Inadequate periods of service provision</p>	<p>Provide potable water by building treatment plants</p> <p>Repair, clean and lay new pipes</p> <p>Sink new wells</p> <p>Provide better equipment to facilitate storage and control wastage</p>

**GUYANA – POVERTY REDUCTION STRATEGY REGIONAL CONSULTATION  
FEEDBACK FROM HINTERLAND REGIONS**

REGION 1	INFRASTRUCTURE	SECTOR AREA	ISSUES	RECOMMENDED ACTIONS
REGION 7	ECONOMIC DEVELOPMENT	Transportation	<p>Ferries and stellings are in poor condition, with inadequate facilities</p> <p>Irregular and inadequate service</p> <p>High travel costs</p> <p>Inadequate numbers of vehicles</p> <p>Poor condition of infrastructure</p>	<p>Procure new boats to supplement existing fleets</p> <p>Upgrade the facilities available on board the ferries and at the stellings</p> <p>Provide routine maintenance for boats and stellings</p> <p>Improve the regularity and punctuality of service</p> <p>Lower domestic travel costs</p> <p>Procure vehicles to provide additional forms of transportation for residents</p> <p>Provide routine maintenance for public transportation facilities, including roads</p> <p>Provide start up concessions</p> <p>Provide access to training and continuing education</p> <p>Facilitate access to commercial banking services</p> <p>Improve the provision of water, electricity and health services</p> <p>Construct and upgrade roads to facilitate transportation of goods and produce</p> <p>Promote the development of job-creating industries</p> <p>Provide assistance to low-income earners</p>
	EDUCATION	School Attendance	<p>Difficulty in starting own business</p> <p>Inadequate infrastructure development to support businesses</p> <p>Low salaries and pensions</p> <p>Household poverty, unemployment and financial difficulties</p> <p>Inaccessibility of schools and lack of transportation</p> <p>Reduce student absenteeism</p>	<p>Implement job creation programmes</p> <p>Provide subsidies and incentives to poor households including lunch, school uniforms and transportation</p> <p>Provide mopeds and other simple forms of transportation</p> <p>Revise the school curriculum with more emphasis on technical and vocational skills training</p>
	HEALTH	Teacher training and attendance	<p>Shortage of trained teachers</p> <p>Lack of trained staff resident in the region</p> <p>Poor condition and inadequate numbers of health facilities</p> <p>Unavailability of drugs</p>	<p>Improve conditions of service and increase salaries for teachers</p> <p>Recruit and retain more trained staff by providing incentives, improved salaries and working conditions</p> <p>Implement regular visits to communities by healthcare workers</p> <p>Construct and fully equip modern facilities</p> <p>Ensure improved availability of drugs by improving the procurement, storage and distribution system</p>

**GUYANA – POVERTY REDUCTION STRATEGY REGIONAL CONSULTATION  
FEEDBACK FROM HINTERLAND REGIONS**

	<b>SECTOR AREA</b>	<b>ISSUES</b>	<b>RECOMMENDED ACTIONS</b>
<b>REGION 7</b>	<b>WATER</b>	Inadequate service provision	Provide potable water by building treatment plants Repair, clean and lay new pipes Sink new wells
	<b>INFRASTRUCTURE</b>	Irregular and inadequate service Ferries and stellings are in poor condition, with inadequate facilities High travel costs Poor condition of infrastructure	Improve the regularity and punctuality of service Procure new boats to supplement existing fleets Upgrade the facilities available on board the ferries and at the stellings Lower domestic travel costs Provide routine maintenance for public transportation facilities, including roads and airstrips
<b>REGION 8</b>	<b>ECONOMIC DEVELOPMENT</b>	Difficulty in starting own business  Inadequate infrastructure development to support businesses High unemployment rates Low salaries and pensions	Provide incentives to encourage investment Provide training and continuing education Facilitate access to commercial banking services Improve the provision of water, electricity and health services Promote the development of job-creating industries Provide assistance to low-income earners
	<b>EDUCATION</b>	Household poverty, unemployment and financial difficulties  Reduce student absenteeism Shortage of trained teachers	Implement job creation programmes Provide subsidies and incentives to poor households including lunch, school uniforms and transportation Revise the school curriculum with more emphasis on technical and vocational skills training Increase the presence and numbers of school welfare officers <b>Improve conditions of service and increase salaries for teachers</b>
	<b>HEALTH</b>	Lack of trained staff resident in the region  Poor condition and inadequate number of health facilities	Recruit and retain more trained staff by providing incentives, improved salaries and working conditions Construct and fully equip modern facilities

**GUYANA – POVERTY REDUCTION STRATEGY REGIONAL CONSULTATION  
FEEDBACK FROM HINTERLAND REGIONS**

	<b>SECTOR AREA</b>	<b>ISSUES</b>	<b>RECOMMENDED ACTIONS</b>
<b>REGION 8</b>	<b>WATER</b>	<p>Treated water not available</p> <p>Low water pressure</p> <p>Inadequate periods of service provision</p>	<p>Provide potable water by building treatment plants</p> <p>Repair, clean and lay new pipes</p> <p>Sink new wells</p>
	<b>TRANSPORTATION</b>	<p>Irregular and inadequate service</p> <p>Inadequate facilities on ferries and stellings</p> <p>High travel costs</p> <p>Poor condition of infrastructure</p>	<p>Improve the regularity and punctuality of service</p> <p>Procure new boats to supplement existing fleets</p> <p>Upgrade the facilities available on board the ferries and at the stellings</p> <p>Lower domestic travel costs</p> <p>Provide routine maintenance for public transportation facilities, including roads and airstrips</p>
<b>REGION 9</b>	<b>ECONOMIC DEVELOPMENT</b>	<p>Inadequate infrastructure development to support businesses</p> <p>High unemployment rates</p>	<p>Improve the provision of water, electricity and health services</p> <p>Construct and upgrade roads to facilitate transportation of goods and produce</p> <p>Promote the development of job-creating industries</p>
	<b>EDUCATION</b>	<p>Household poverty, unemployment and financial difficulties</p> <p>Reduce student absenteeism</p> <p>Shortage of trained teachers</p>	<p>Implement job creation programmes</p> <p>Provide subsidies and incentives to poor households including lunch, school uniforms and transportation</p> <p>Revise the school curriculum with more emphasis on technical and vocational skills training</p> <p>Provide more efficient training programmes for teachers</p> <p><b>Improve conditions of service and increase salaries for teachers</b></p>
	<b>HEALTH</b>	<p>Lack of trained staff resident in the region</p> <p>Poor condition and inadequate numbers of health facilities</p> <p>Unavailability of drugs</p>	<p>Recruit and retain more trained staff by providing incentives, improved salaries and working conditions</p> <p>Construct and fully equip modern facilities</p> <p>Ensure improved availability of drugs by improving the procurement, storage and distribution system</p>

**GUYANA – POVERTY REDUCTION STRATEGY REGIONAL CONSULTATION  
FEEDBACK FROM HINTERLAND REGIONS**

	SECTOR AREA	ISSUES	RECOMMENDED ACTIONS
WATER	Access to safe/treated water	Untreated water coming through taps Inadequate periods of service provision	Repair, clean and lay new pipes Sink new wells Provide better equipment to facilitate storage and control wastage
	TRANSPORTATION	High travel costs Poor condition of roads and airstrips	Lower domestic travel costs Provide routine maintenance for public transportation facilities, including roads and airstrips

**ANNEX C- GUYANA – POVERTY REDUCTION STRATEGY REGIONAL CONSULTATION  
REGION 2 FEEDBACK**

REGION 2		Sector Area	Issues	Recommended Actions
EDUCATION	Student attendance	Household poverty	Enforce truancy legislation Increase social assistance in the form of transport, uniform, textbooks etc	
		Irresponsible parents Inaccessibility to school	Improve communication between school & parents & SWOs Improve the number & quality of SWOs Encourage support & strengthen PTAs	
	Teacher qualification & attendance	Unqualified teachers	Provide subsidies/ incentives to poor households More efficient training programmes for teacher	
	Community participation in school programs		Improve salary & working condition Encourage support & strengthen PTAs MoE to solicit direct feedback from parents in community MoE to increase monitoring/ supervision of schools Award lots/ titles to the poorer class & senior citizens	
HOUSING AND WATER	Low cost housing	Inadequate number of low cost lots available	Provide training to workers to improve efficiency	
		Poor customer service by housing & water employees	Work with the banking sector to make housing loans easily accessible and at low interest rates	
	Access to safe & treated water	Insufficient low interest housing loans Untreated water being distributed	Provide potable treated water	
	Sanitation	Inadequate period of service provision Poor/ no garbage collection system No recycling programmes	Increase hours of service Sink new well Provide more & regular garbage collection service Establish recycling programme	
PRIVATE SECTOR DEVELOPMENT	Enabling environment for entrepreneurship	Unattractive Tax and incentive regime Better infrastructure Interest & exchange rates too high	Establish dump site Involve communities in sanitation More public awareness/ education programmes More access to loans, grants and tax concessions	
	Enhancing export	Difficulty in identifying and accessing markets	Need for efficient & qualified contractors and increase monitor of infrastructure works Start up concession (duty free, land leases) to be easily accessible. Need for a commercial court Government Agencies to work closer with regional bodies to attract foreign investment. Assist with accessing overseas markets for locally produced goods	
INFRASTRUCTURE	Maintenance	High fuel cost Maintenance of infrastructure (D&I, Roads etc) neglected by relevant authorities Lack of communication between local government bodies & communities	Affordable fuel Provide continuous maintenance to infrastructure Amend regulations to hold relevant local government bodies accountable for neglect of duties Laws to hold residents accountable for distraction/ tampering with infrastructure More community involvement in support of maintenance of infrastructure	

**ANNEX C- GUYANA – POVERTY REDUCTION STRATEGY REGIONAL CONSULTATION  
REGION 2 FEEDBACK**

Sector Area		Issues	Recommended Actions
INFRASTRUCTURE	Transportation Sector	Poor maintenance of community roads Poor quality of roads Poor management of ferries & stelling & wharves	Improve on quality of roads construction Provide routine maintenance of roads Improve management & monitoring of ferries/ stelling etc New ferries to add to fleet Improve punctuality of ferries
	Infrastructure needed	High Transportation cost Inadequate Roads & bridges network Sea Defence	Lower cost of travel More/ improved roads and bridges for communities Improved sea defence
	Political forum	Insufficient recreational facilities Dissatisfaction with dialogue process	More recreational facilities for communities None
	Local Government	Lack of accountability Dissatisfaction with working of RDCs & NDCs Lack of accountability	Constructive dialogue between parties Improved communication/ partnership between local government bodies & communities. Local Government Bodies to be more responsive to needs of communities
		Delays in local government reforms hindering effectiveness of local government bodies Need for a Strategic plan to improve democracy Decentralization of services	Enhance efficiency & effectiveness of local government thru training of staff Necessary changes to hold bodies accountable registration of births, deaths, marriages & other services offered by min. of Home Affairs to be distributed regionally
	National Security	Lack of training and equipment for security force Poor working condition for police force Lack of public participation in crime fighting Dissatisfaction with the working of the Judicial system Support for community policing groups	Improved training and equipment for police force Improved salaries & working condition for security fore More public awareness/ education/ encouragement to solicit communities assistance in crime fighting Ensure an independent judiciary Better working conditions for the judiciary More severe punishment for law breakers Policing groups should be monitored and supported by the police force Provide more trained medical personnel
	Care & Treatment	Shortage of Trained staff Code of ethics more all categories of health workers nonexistent. Poor health care provided	Promote regular/ increased visits to communities by health care workers Encourage and provide training for community volunteers
	Facilities	Overcrowding and long waiting period at health centers Shortage of drugs & medical supplies More/ Improved facilities needed	Provide better treatment, drugs and medical supplies in communities Provide better facilities



**ANNEX C- GUYANA – POVERTY REDUCTION STRATEGY REGIONAL CONSULTATION  
REGION 3 FEEDBACK**

Key Areas		Key Issues		Recommended Actions	
EDUCATION	Student attendance	<p><b>Household poverty, unemployment and financial difficulties</b></p> <p>Inaccessibility of schools, especially in the hinterland communities</p> <p>Parents not playing a role in child's education</p>	<p>Implement job creation programmes</p> <p>Provide subsidies and incentives to poor households including lunch, school uniforms and transportation</p> <p>Ensure greater parental involvement and responsibility</p> <p>Improve communication between social welfare officers and parents, and between schools and parents</p>		
	Teacher qualification and attendance	<p><b>Poor conditions of service</b></p> <p>Poor school administration</p> <p>Young, untrained and less committed new teachers</p>	<p><b>Improve conditions of service and increase salaries</b></p> <p>Implement efficient monitoring system on teacher attendance</p> <p>Provide more efficient training programs for teachers</p> <p>Review policy on retirement age for teachers and assess possibility of re-contracting retired teachers</p>		
	Community participation in school programs	<p>Improve and sustain community interest in school programmes</p>	<p>Schools or Ministry to implement programme to solicit direct feedback from parents, including PTAs, outreach activities, fairs, etc.</p> <p>Support PTA by providing training to make their involvement more meaningful</p>		
	Low-cost housing	<p>Inadequate numbers of lots available</p>	<p>Joint community/ministry task force to monitor school programs</p> <p>Develop more land especially outside the city</p>		
	Allocation process	<p>Long waiting periods for processing allocations and issuing titles</p> <p>Persons receiving house lots not utilizing them because of lack of resources</p> <p>Poor infrastructure development in housing schemes</p> <p>Unclear and inappropriate criteria for allocating house lots</p>	<p>Provide training for workers involved in implementing the housing programme, to improve their efficiency</p> <p>Programmes should focus on targeting the poor and vulnerable, including senior citizens</p> <p>Simplify criteria and process for house lot allocation</p> <p>Increase the pace of developing infrastructure and facilities in housing schemes</p>		
HOUSING AND WATER	Access to safe/treated water	<p>Untreated water coming through taps</p> <p>Low water pressure</p> <p>Inadequate periods of service provision</p>	<p>Facilitate easier access to loans to enable houselot recipients to build and improve their lot quickly</p> <p>Provide potable water by building more treatment plants</p> <p>Repair, clean and lay new pipes</p> <p>Sink new wells</p> <p>Provide better equipment to control wastage</p>		

**ANNEX C- GUYANA – POVERTY REDUCTION STRATEGY REGIONAL CONSULTATION  
REGION 3 FEEDBACK**

		<b>Key Areas</b>	<b>Key Issues</b>	<b>Recommended Actions</b>
<b>HOUSING AND WATER</b>	Sanitation		No established dump site No garbage collection service Widespread littering and dumping within communities	Provide regular garbage collection service by involving NDCs or private companies Improve salaries and working conditions of sanitation workers Establish a modern dump site Encourage recycling programmes Enforce anti-littering laws with more severe penalties Intensify public education/awareness efforts Government to provide start up concessions Improve infrastructure to support businesses Provide access to training and assistance in setting up business Continue to undertake legal and regulatory reforms to promote investment Direct more investment to the regions Assist with developing markets/marketing products
		Enabling environment for entrepreneurship	High levels of crime and corruption High interest rates Lack of markets High costs of imports	Revise export tariffs to make goods more competitive Provide financial assistance/ loans/ tax incentives Provide training and technical advice Provide better roads Employ qualified and efficient contractors Increase budgetary allocations for infrastructure Development Improve D&I systems Consult more with communities re needs and priorities Reduce taxes and duties Create investor friendly environment Assist with financing/ access to loans with better repayment terms Provide training and direct support to private sector/ investors
<b>PRIVATE SECTOR DEVELOPMENT</b>	Exporting goods		High fuel and transportation costs Difficulty in identifying and accessing markets	
	Infrastructure development to support businesses		High fuel and transportation costs Poor conditions of roads Impact of flooding	
	Support private sector development		Unsatisfactory tax and incentive regime Need for revision of laws and regulations	

**ANNEX C- GUYANA – POVERTY REDUCTION STRATEGY REGIONAL CONSULTATION  
REGION 3 FEEDBACK**

<b>REGION 3</b>		<b>INFRASTRUCTURE</b>	
<b>Key Areas</b>	<b>Key Issues</b>	<b>Recommended Actions</b>	
Littering, vandalism and neglect	Canals and drains are clogged with litter and bush	Provide continuous maintenance and cleaning of drains and canals	
	Vandals tamper with and destroy drainage infrastructure	Enforce laws against littering and vandalism, and impose penalties on offenders	
	Canals and drains are not maintained by responsible authorities	Provide regular and efficient garbage disposal system Implement public awareness campaigns Involve communities more in decision-making through consultations and partnerships	
Infrastructure equipment	Kokers and sluices do not function properly	Replace non-functioning kokers and sluices	
	Koker and sluice operators are negligent	Increase monitoring of D&I systems Hold local government officials accountable	
Conditions of roads and other infrastructure	Sub-standard work by contractors	Provide continuous maintenance	
	Inadequate monitoring and maintenance of roads	Develop improved standards for road construction Monitor the work of contractors to ensure that standards are upheld Install street lights and road signs	
Infrastructure development	Communities underserved by existing infrastructure	Construct more roads and bridges Develop recreational facilities Speed up electrification programmes	
Ferries and stellings	Ferries and stellings are in poor condition, with inadequate facilities	Procure new boats to supplement existing fleets	
	Irregular and inadequate service	Improve the regularity and punctuality of service Provide routine maintenance for boats and stellings Upgrade the facilities available on board the ferries and at the stellings Improve management and increase monitoring of ferry operations and stelling facilities	
Inadequate public transportation services	High travel costs	Lower domestic travel costs	
	Poor condition of infrastructure	Reintroduce large public buses Provide routine maintenance for public transportation facilities	
	Inadequate numbers of vehicles	Increase monitoring of public transportation facilities	

**ANNEX C- GUYANA – POVERTY REDUCTION STRATEGY REGIONAL CONSULTATION  
REGION 3 FEEDBACK**

<b>Key Areas</b>	<b>Key Issues</b>	<b>Recommended Actions</b>
Political instability	Dissatisfaction with the ongoing dialogue between the two major political parties	Design, agree and establish a transparent system of political dialogue and consultation process
Local Government Reforms	<p>Capacity constraints to local government bodies carrying out their functions</p> <p>Limited resources to carry out functions</p> <p>Antiquated local government laws inhibiting effective functioning of these bodies</p> <p>Decentralize government services</p>	<p>Empower Parliament to conduct its legislative mandate</p> <p>Capacity building through training and recruitment of qualified staff</p> <p>Reallocation of the budget to provide additional resources to local government bodies</p> <p>Amendment of local government laws to empower and hold local government bodies accountable</p> <p>More consultations between local government bodies and communities</p> <p>Decentralize registration of births, deaths, marriages, passports, among others, to the regions or counties</p> <p>Capacity building for the police force through recruitment and training, improved salaries and working conditions</p>
Violent and organized crime	<p>Capacity constraints to police force carrying out its duty effectively</p> <p>Limited resources and equipment for police force to carry out functions</p> <p>Poor working conditions for police force</p> <p>Ineffective judicial system</p> <p>High unemployment rate</p>	<p>Increase budget allocation to adequately equip police force</p> <p>Improve salaries and working conditions for judges, magistrates and prosecutors</p> <p>Implement more severe punishments for convicted criminals</p> <p>Involve communities in crime prevention, including through community policing groups</p> <p>Create the conditions for increased investment and job creation by the private sector</p>
Care and treatment	<p>Lack of trained staff in healthcare facilities</p> <p>Poor quality of care provided by over-burdened and under-qualified staff</p> <p>Overcrowding and long waiting times to be treated</p>	<p>Recruit and retain more trained staff by providing improved salaries and working conditions</p> <p>Increase monitoring of healthcare personnel</p> <p>Implement regular visits to communities by healthcare workers</p> <p>Increase numbers of visiting specialists from overseas</p>
Facilities	<p>Poor condition of health facilities</p> <p>Lack of modern equipment</p> <p>Unavailability of drugs</p>	<p>Construct and fully equip modern facilities</p> <p>Train staff to properly utilize specialized and modern equipment</p> <p>Ensure improved availability of drugs by improving the procurement, storage and distribution system</p>
<b>GOVERNANCE</b>		
<b>HEALTH</b>		

**ANNEX C- GUYANA – POVERTY REDUCTION STRATEGY REGIONAL CONSULTATION  
REGION 4 FEEDBACK**

REGION 4		Sector Area	Issues	Recommended Actions
<b>EDUCATION</b>	Teacher qualification and attendance	Poor quality teaching Indisciplined children Overcrowded classrooms Low salaries Household poverty	Provide more efficient training programmes for teachers Improve conditions of service and increase salaries	
	Student attendance	Inaccessibility of schools Irresponsible parents	Increase social assistance in the form of food, clothing, textbooks, transportation Enforce truancy legislation Improve communication between SWOs and parents	
	School administration	Increase participation of parents/communities	Ensure greater parental involvement/ responsibility Support and strengthen PTAs to solicit feedback from parents/ community members	
	Care & Treatment	Shortage of Trained staff Shortage of drugs & medical supplies Poor health care provided Overcrowding and long waiting period at health centers	Implement effective system to monitor/supervise schools Provide more trained medical personnel Provide better treatment, drugs and medical supplies in communities Improve monitoring of health care personnel's	
	Facilities	More/ Improved facilities needed Inadequate number of low cost lots available	Provide better facilities Award lots/ titles to the poorer class & senior citizens	
	Low cost housing	Poor customer service by housing & water employees Unclear criteria's for allocation of lots Poor infrastructure in housing scheme	Provide training to workers to improve efficiency Simplify and publicize the criteria and process for house lot allocation Ensure infrastructure works are undertaken in schemes before allocation	
	Access to safe & treated water	Lay pipes/ sink new wells Untreated water being distributed Inadequate period of service provision & pressure	Work with the banking sector to make housing loans easily accessible and at low interest rates Provide better equipment & control wastage	
	Sanitation	Poor/ no garbage collection system No recycling programmes Poor salaries & working conditions of sanitation workers Lack of community consultation in sanitation issues	Provide potable treated water Increase hours of service Increase water pressure Provide more & regular garbage collection service Establish recycling programme Establish dump site Involve communities in sanitation Improve salaries & working condition Enforce anti-littering laws	
	<b>HOUSING AND WATER</b>			More public awareness/ education programmes Involve communities more in sanitation issues

**ANNEX C- GUYANA – POVERTY REDUCTION STRATEGY REGIONAL CONSULTATION  
REGION 4 FEEDBACK**

REGION 4		<b>PRIVATE SECTOR DEVELOPMENT</b>	<b>Sector Area</b>	<b>Issues</b>	<b>Recommended Actions</b>
		Enabling entrepreneurship environment	for entrepreneurship	Unattractive Tax and incentive regime  Insufficient training & technical assistance  Interest & exchange rates too high	More access to loans, grants and tax concessions  Start up concession (duty free, land leases) to be easily accessible.  Access to relevant training and information from government, consistently and cohesively  Lower Interest & exchange rates  Need for a commercial court  Government Agencies to work closer with regional bodies to attract foreign investment.  Assist with accessing overseas markets for locally produced goods  Lower tariffs to make goods more competitive
		Enhancing export		Difficulty in identifying and accessing markets  Tariffs too high	
		Maintenance		Maintenance of infrastructure (D&I, Roads etc) neglected by relevant authorities  Lack of communication between local government bodies & communities	Provide continuous maintenance to infrastructure  Improve monitoring of D & I works/ kokers  Amend regulations to hold relevant local government bodies accountable for neglect of duties  Laws to hold residents accountable for distraction/ tampering with infrastructure  More community involvement in policy/ decision making
		Transportation Sector		Poor maintenance of roads  Poor quality of roads  Poor management of ferries & stelling & wharves  High Transportation cost	Provide routine maintenance of roads  Improve on quality of roads construction Monitor work of contractors  Improve management & monitoring of ferries/ stelling etc  New ferries to add to fleet  Improve punctuality of ferries  Lower cost of travel
		Infrastructure needed		Roads & bridges network  Inadequate electrical service  Blocked drains	Reintroduce large public buses More/ improved roads and bridges for communities  Provide electricity  Maintenance of D & I system

**ANNEX C- GUYANA – POVERTY REDUCTION STRATEGY REGIONAL CONSULTATION  
REGION 4 FEEDBACK**

REGION 4		Sector Area	Issues	Recommended Actions
GOVERNANCE	Political instability			
	Local Government reforms		Dissatisfaction with ongoing dialogue between the two major political parties Poor communication between local government bodies and communities Need for transparency in local government bodies Limited resources to carry out functions	Design system that ensures constructive dialogue between Government and all opposition parties More consultations between local government bodies and communities Improve training and monitoring of local government bodies Improve tax collection system
	Violent and organized crime		Capacity constraints to police force carrying out its duty effectively High unemployment rate Necessity of community policing groups	Improve salaries, working conditions to police force and provide more and better equipment Create the environment for increased investment and job creation by the private sector Implement more severe punishments for convicted criminals Improve salaries, training, working conditions of judges, magistrates and prosecutors
HEALTH	Care & Treatment		Shortage of Trained staff Shortage of drugs & medical supplies Poor health care provided	Provide support to community policing groups through the police force Provide more trained medical personnel Provide better treatment, drugs and medical supplies in communities Improve monitoring of health care personnel's
	Facilities		Overcrowding and long waiting period at health centers More/ Improved facilities needed	Provide better facilities

**ANNEX C- GUYANA – POVERTY REDUCTION STRATEGY REGIONAL CONSULTATION  
REGION 5 FEEDBACK**

REGION 5		Sector Area	Issues	Recommended Actions
EDUCATION	Teacher qualification and attendance	Poor quality teaching Overcrowded classrooms Low salaries Increase participation of parents/communities	Provide more efficient training programmes for teachers Improve conditions of service and increase salaries	
	School administration	Household poverty Irresponsible parents	Support and strengthen PTAs Implement effective system to monitor/supervise schools Increase social assistance in the form of food, clothing, textbooks, transportation Enforce truancy legislation	
	Student attendance	Inadequate number of lots available Poor infrastructure development in housing schemes Unclear and inappropriate criteria for allocating house lots	Improve communication between SWOs and parents Provide more low-cost lots Improve infrastructure in schemes to attract residents Criteria for giving lots should be more pro-poor Provide training for workers involved in the Ministry's housing programme to improve their efficiency Provide treated water	
	Access to safe/treated water	Untreated water Inadequate periods of service Low water pressure	Repair, clean, lay new pipes Sink new wells Provide better equipment (pumps, meters) to control wastage	
HOUSING AND WATER	Sanitation	No garbage collection system in place No established dump site Littering and dumping within communities	Increase hours of service Provide regular garbage collection service by involving NDC Establish a dumpsite and recycling programmes Enforce anti-littering laws with more severe penalties Improve salaries and working conditions of sanitation workers	
	Enabling environment for entrepreneurship	High levels of crime High interest rates Lack of markets	Intensify public awareness efforts Government to provide startup concessions Provide technical advice, training to entrepreneurs Improve infrastructure Assist with marketing Employ qualified and efficient contractors	
	Infrastructure development to support business	Poor condition of roads Ineffective D&I systems	Improve D&I systems	
PRIVATE SECTOR DEVELOPMENT	Support to private sector development	Unsatisfactory tax and incentive regime Need for revision of business laws	Consult more with communities re needs and priorities Reduce taxes and duties Assist with access to loans with better repayment terms	



**ANNEX C- GUYANA – POVERTY REDUCTION STRATEGY REGIONAL CONSULTATION  
REGION 5 FEEDBACK**

	<b>Sector Area</b>	<b>Issues</b>	<b>Recommended Actions</b>
<b>INFRASTRUCTURE</b>	Drainage and Irrigation systems	No proper maintenance programme in place Vandals tamper with and destroy D&I structures Drains are clogged with garbage Inadequate maintenance and monitoring of works	Develop a continuous maintenance programme Enforce laws against vandalism and littering Develop an effective garbage disposal system Provide routine maintenance
	Condition of roads		Develop improved standards for road construction Install street lights and road signs
	Stellings and wharves	Irregular and inadequate service	Improve management and monitoring of service Improve punctuality of service
	Political instability	Dissatisfaction with ongoing dialogue between the two major political parties	Bridge Berbice River Design system that ensures constructive dialogue between Government and all opposition parties
<b>GOVERNANCE</b>	Local Government reforms	Poor communication between local government bodies and communities Limited resources to carry out functions Decentralize government services	More consultations between local government bodies and communities Improve tax collection system
	Violent and organized crime	Ineffective judicial system Necessity of community policing groups Capacity constraints to police force carrying out its duty effectively	Decentralize registration of births, deaths, marriages, etc, and payment of income tax Improve salaries, training, working conditions of judges, magistrates and prosecutors Implement more severe punishments for convicted criminals Provide support to community policing groups through the police force Improve salaries, working conditions to police force and provide more and better equipment
	Care and treatment	Shortage of trained staff Poor quality of care provided due to under-qualified and over-burdened staff Overcrowding and long waiting period to be treated	Recruit and train more healthcare personnel Increase monitoring of healthcare personnel Encourage regular visits to communities by healthcare workers Provide training for community volunteers
	Facilities	Poor condition of health facilities Shortage of medical supplies	Improve conditions of and provide proper equipment to clinics/hospitals Ensure improved availability of drugs and other medical supplies

**ANNEX C- GUYANA – POVERTY REDUCTION STRATEGY REGIONAL CONSULTATION  
REGION 6 FEEDBACK**

Area		Issues	Recommended Actions
EDUCATION	Student attendance	Household poverty Inaccessibility to school Irresponsible parents Poor school administration	Increase social assistance in the form of transport, uniform, textbooks etc  Provide subsidies/ incentives to poor households Foster improved communication between school & parents Reach out to children with poor attendance records Improve curriculum to interest children Encourage support & strengthen PTAs Improve salary & working condition
	Teacher qualification & attendance	Unqualified teachers	More efficient training programmes for teacher Increase/ improve the number & quality of SWOs MoE to solicit direct feedback from parents in community
	Community participation in school programs		MoE to increase monitoring/ supervision of schools Improve infrastructure & facilities in housing schemes
	Low cost housing	Poor infrastructure development in housing areas Poor customer service by h&w workers	Provide training to workers to improve efficiency
HOUSING AND WATER	Access to safe & treated water	Inadequate number of low cost lots available Untreated water	Develop land outside of commercial area Provide potable treated water
		Inadequate period of service provision Poor water pressure	Increase hours of service Increase water pressure Repair/ lay/ clean pipes
	Sanitation	Poor/ no garbage collection system  No recycling programmes	Provide more & regular garbage collection service Enforce anti-littering law with prosecution/ fining for offenders  Establish recycling programme
	Enabling environment for entrepreneurship	Utilizing Tax and incentive regime  Insufficient training, legal advice/ information available form relevant government agencies	Involve communities in sanitation More public awareness/ education programmes  More access to loans, grants and tax concessions Start up concession (duty free, land leases) to be easily accessible. Access to relevant training and information consistently and cohesively More Government interaction with private sector and investors
PRIVATE SECTOR DEVELOPMENT	Enhancing export	Difficulty in identifying and accessing markets  High fuel cost High duties on imported raw materials	Assist with accessing overseas markets for locally produced goods Affordable fuel Revise export tariff to make goods more competitive

**ANNEX C- GUYANA – POVERTY REDUCTION STRATEGY REGIONAL CONSULTATION  
REGION 6 FEEDBACK**

Area	Issues	Recommended Actions
<b>INFRASTRUCTURE</b>	Maintenance	Provide continuous maintenance to infrastructure
		Amend regulations to hold relevant local government bodies accountable for neglect of duties
		Laws to hold residents accountable for distraction/ tampering with infrastructure
		More community involvement in support of maintenance of infrastructure
	Transportation Sector	<p>Poor maintenance of roads</p> <p>Poor quality of roads</p> <p>Unsupervised contractors</p> <p>Poor management of ferries</p> <p>High Transportation cost</p> <p>Insufficient recreational facilities</p>
Political forum	<p>Inadequate Roads &amp; bridges network</p> <p>Dissatisfaction with dialogue process</p> <p>Lack of accountability</p>	<p>More/ improved roads and bridges for communities</p> <p>Continuation of dialogue process with aim of putting Guyana &amp; Guyanese first rather than politics.</p>
<b>GOVERNANCE</b>	Local Government	<p>Lack of citizen involvement in decision making</p>
		<p>Improved communication/ partnership between local government bodies &amp; communities.</p>
		<p>Local Government Bodies to be more responsive to needs of communities</p>
		<p>Enhance efficiency &amp; effectiveness of local government thru training of staff</p>
	National Security	<p>Decentralization of services</p> <p>Poor working condition for police force</p> <p>Lack of training and equipment for security force</p> <p>Ineffective policing groups</p> <p>Ineffective Judiciary</p>

**ANNEX C- GUYANA – POVERTY REDUCTION STRATEGY REGIONAL CONSULTATION  
REGION 10 FEEDBACK**

REGION 6	HEALTH		Area	Issues	Recommended Actions
			Care & Treatment	Shortage of Trained staff Poor health care provided Overcrowding and long waiting period at health centers	Provide more trained medical personnel Promote regular/ increased visits to communities by health care workers Provide better treatment and drugs
			Facilities	Shortage of drugs & medical supplies More/ Improved facilities needed	Provide better facilities

**ANNEX C- GUYANA – POVERTY REDUCTION STRATEGY REGIONAL CONSULTATION  
REGION 10 FEEDBACK**

REGION 10	Sector Area	Issues	Recommended Actions
EDUCATION	Teacher qualification and attendance	Poor quality teaching Poor exam results Low salaries	Provide more efficient training programmes for teachers Improve conditions of service and increase salaries
	Student attendance	Household poverty Inaccessibility of schools Irresponsible parents	Increase social assistance in the form of food, clothing, textbooks, transportation Enforce truancy legislation Improve communication between SWOs and parents
	School administration	Increase participation of parents/communities	Ensure greater parental involvement/ responsibility Support and strengthen PTAs to solicit feedback from parents/ community members
	Low-cost housing	Inadequate number of lots available	Implement effective system to monitor/supervise schools Provide more low-cost lots
	Allocation process	Unclear and inappropriate criteria for allocating house lots Poor infrastructure development in housing schemes	Criteria for giving lots should be more pro-poor Provide training for workers involved in the Ministry's housing programme to improve their efficiency Improve infrastructure in schemes to attract residents
HOUSING AND WATER	Access to safe/treated water	Untreated water Inadequate periods of service	Provide treated water Repair, clean, lay new pipes Sink new wells
	Sanitation	No garbage collection system in place No established dump site Littering and dumping within communities	Increase hours of service Provide regular garbage collection service by involving NDC Intensify public awareness efforts Enforce anti-littering laws with more severe penalties
	Enabling environment for entrepreneurship	High interest rates Lack of markets	Consult more with communities re needs and priorities Government to provide startup concessions Improve infrastructure to support businesses Improve awareness/outreach programmes of GOINVEST
PRIVATE SECTOR DEVELOPMENT	Exporting goods	Difficulty in accessing markets	Assist with marketing Provide training and technical advice
	Infrastructure development to support business	Poor condition of roads Ineffective D&I systems	Revise export tariffs to make goods more competitive Employ qualified and efficient contractors Improve D&I systems Increase budgetary allocation to infrastructure development

**ANNEX C- GUYANA – POVERTY REDUCTION STRATEGY REGIONAL CONSULTATION  
REGION 10 FEEDBACK**

Sector Area		Issues	Recommended Actions
PRIVATE SECTOR DEVELOPMENT	Support to private sector development	Unsatisfactory tax and incentive regime	Reduce taxes and duties Assist with access to loans with better repayment terms Create investor friendly environment
	Drainage and Irrigation systems	No proper maintenance programme in place Drains are clogged with garbage	Develop a continuous maintenance programme Enforce laws against littering Employ qualified and efficient contractors
INFRASTRUCTURE	Condition of roads	Inadequate maintenance and monitoring of works	Involve communities in decision making through consultations Provide routine maintenance Develop improved standards for road construction
	Infrastructure development	Insufficient infrastructure	Construct more roads and bridges Construct more schools
	Stellings and wharves	Irregular and inadequate service	Develop recreational facilities Improve conditions of ferries and stellings through routine maintenance
	Political instability	Ferries and stellings in poor condition Dissatisfaction with ongoing dialogue between the two major political parties	Improve punctuality of service Design system that ensures constructive dialogue between Government and all opposition parties
GOVERNANCE	Local Government reforms	Poor communication between local government bodies and communities Need for transparency in local government bodies	More consultations between local government bodies and communities Improve training and monitoring of local government bodies
	Violent and organized crime	Need for decentralized government services Ineffective judicial system	Decentralize registration of births, deaths, marriages, issuing of passports, ID cards Implement more severe punishments for convicted criminals
		High unemployment rate	Improve salaries, training, working conditions of judges, magistrates and prosecutors
		Capacity constraints to police force carrying out its duty effectively Necessity of community policing groups	Create the environment for increased investment and job creation by the private sector Provide support to community policing groups through the police force
		Insufficient number and poor condition of health facilities	Improve salaries, working conditions to police force and provide more and better equipment Increase number of and provide proper equipment to clinics/hospitals
HEALTH	Facilities	Shortage of medical supplies Shortage of trained staff	Ensure improved availability of drugs and other medical supplies Recruit and train more healthcare personnel
	Care and treatment	Poor quality of care provided due to under-qualified and over-burdened staff Overcrowding and long waiting period to be treated	Increase monitoring of healthcare personnel Encourage regular visits to communities by healthcare workers Provide training for community volunteers

**ANNEX D - POVERTY REDUCTION STRATEGY : FEEDBACK FORM**

What region and community do you live in?

.....  
Education

What issues need to be addressed to make education more relevant to your needs?

.....  
Are your children able to attend school regularly?

Yes  No

What are some reasons for children not going to school in your community?

.....  
What can parents do to help the School Welfare Officers to reduce students' absenteeism?

.....  
What can the school and the community do to improve children's attendance at school?

.....  
What more can the Government do to ensure that children attend school?

.....  
The Government has spent a lot of money to buy textbooks which will be distributed in schools. Is there any subject area for which textbooks are still needed?

.....  
How has the shortage of teachers affected the functioning of your school?

.....  
What suggestions do you have for the MOE to improve the number of skilled/trained teachers in your schools?

.....  
Are the teachers in your schools attending school regularly and punctually?

Yes  No

Monitoring of the schools by the community is being encouraged by the MOE through PTAs and other parent groups. Do parents participate in the management of your school?

Yes  No

Are you willing to visit the school to share your experience, skills and knowledge?

.....  
How can the MOE work with your community to provide better service for your children?

.....  
Health

What issues need to be addressed to make health services more responsive to your needs?

.....  
Do you attend a hospital, clinic or health center in your community?

Yes  No

Are you satisfied with the service provided by your hospital/clinic/health center?

**ANNEX D - POVERTY REDUCTION STRATEGY : FEEDBACK FORM**

How has the shortage of nurses affected the functioning of your hospital/clinic/health center?

.....  
Are the drugs you need available at your hospital, clinic or health center?

Yes  No

What more can the Government do to improve the quality of care provided in your community?

.....  
Are you satisfied with improvements in healthcare for pregnant women and children?

Yes  No

Are you satisfied with improvements in treatment and care for HIV+ persons?

Yes  No

How can the MOH work with your community to provide better service for you?

---

**Housing and Water**

What issues need to be addressed to make housing and water services more responsive to your needs?

.....  
Are you satisfied with the number of house lots allocated by the Government?

Yes  No

Should government continue with its housing scheme programmes?

Yes  No

What suggestions do you have for the Government to improve the housing situation?

.....  
Are you satisfied with the access to safe/treated water in your community?

Yes  No

What more can the Government do to improve water service in your community?

.....  
Are you satisfied with sanitation and garbage collection facilities in your community?

Yes  No

What can community members do to improve sanitation?

.....  
What more can the government do to improve sanitation and garbage collection in your community?

.....  
How can the MOH&W work with your community to provide better service for you?

**Governance**

What issues need to be addressed to improve governance in Guyana?

.....  
Are you satisfied with the ongoing dialogue between the PPP/C and PNCR?

Yes  No



**ANNEX D - POVERTY REDUCTION STRATEGY : FEEDBACK FORM**

What suggestions do you have to improve this process?

.....  
Do you want your RDC and NDC to have more control in managing your region and your community in the future than they currently have?

Yes  No

Are you satisfied with the performance of your RDC?

Yes  No

Are you satisfied with the performance of your NDC?

Yes  No

What more can the RDC do to better serve your community?

.....  
What more can the NDC do to better serve your community?

.....  
What public services would you like to see decentralized so you don't have to travel to G/T all the time?

.....  
What advice would you give the government in fighting crime?

.....  
What do you think of community policing groups?

.....  
Are you satisfied with the way the courts are working?

Yes  No

If no, what kind of changes or reforms would you suggest?

.....  
**Private Sector Development**

Are you satisfied with the performance of the economy?

Yes  No

Would you like to have your own business?

Yes  No

Why/why not .....

What kind of business do you find attractive in your region or community?

.....  
What would you expect from Government in going into your own business?

.....  
If you're already in business, what do you consider to be the major bottlenecks?

.....  
What do you think about the performance of the commercial banks ?

**ANNEX D - POVERTY REDUCTION STRATEGY : FEEDBACK FORM**

What do you think of interest rates and how do they affect you?

.....  
What about the exchange rate?

.....  
Are you satisfied with the performance of GoInvest?

.....  
What suggestions do you have to make GoInvest more efficient?

.....  
What do you think of the Bureau of National Standards?

.....  
What can the government do to assist your business to export more?

.....  
Do you find the tax and incentives regime satisfactory for your business?  
Yes  No

Have the laws and regulations passed (the Investment Law, the Small Business Law, etc.) made an impact on your business?  
Yes  No

Are you satisfied with the way that infrastructure development is contributing to the growth of your business?

.....  
What would you like to see the government do to improve infrastructure?

.....  
Did or has crime affected your business?  
Yes  No

.....  
Do you think a commercial court is important for resolving business conflicts?  
Yes  No

.....  
What more can the Government do to support private sector development?

.....  
**Infrastructure**

Are you satisfied with reconstruction and maintenance of drainage systems in your community?  
Yes  No

What else can the government do to improve the drainage and irrigation system?

.....  
How can the government work with the community to ensure that people take care of drains and stop throwing garbage into drainage canals?

**ANNEX D - POVERTY REDUCTION STRATEGY : FEEDBACK FORM**

Are you satisfied with the state of road construction in the country?

.....  
Are you satisfied with the maintenance of your community roads?

Yes  No

Are the roads serving your needs?

Yes  No

What more can the government do to improve road networks?

.....  
What other infrastructure development is needed in your community?

.....  
Are you satisfied with the service at the stellingen and the wharves?

Yes  No

What suggestions do you have for improving the operations of ferries?

.....  
If you travel to the interior by air, are you satisfied with the condition of airstrips?

Yes  No

What more can the Government do to improve and develop the transport sector?

.....  
**Any**

**other**

**comments?**

.....  
.....

ANNEX E - Table 1. Guyana: Selected Economic and Financial Indicators

	2003	2004	2005	2006	2007	2008	2009
	(Percentage change)						
<b>Production and prices</b>							
Real GDP (factor cost)	-0.6	1.6	-2.6	0.7	3.2	3.5	3.7
Nominal GDP (market prices)	4.4	7.5	1.8	5.6	6.5	6.3	6.6
GDP deflator (factor cost)	5.4	5.8	4.5	4.9	3.2	2.7	2.8
Real GDP per capita	-1.2	1.3	-2.9	0.4	2.9	3.3	3.5
Real Effective Exchange Rate	-8.7	-4.2	...	...	...	...	...
	(In percent of GDP)						
<b>National accounts</b>							
Investment	21.0	22.1	33.2	34.8	30.4	25.3	23.7
Private sector	6.5	5.7	6.3	6.3	6.2	6.6	6.6
Public sector	14.5	16.4	26.9	28.5	24.2	18.7	17.1
National saving	8.9	10.1	6.7	8.0	8.1	8.7	10.9
Private sector	6.7	4.7	4.8	4.5	3.7	3.3	5.2
Public sector	2.3	5.4	1.9	3.6	4.5	5.4	5.7
External current account balance (excl. transfers)	-12.1	-12.0	-26.4	-26.8	-22.2	-16.6	-12.8
<b>Nonfinancial public sector</b>							
Revenue	35.0	37.6	37.2	37.5	38.1	39.0	39.4
Expenditure	48.4	48.6	62.0	62.4	57.8	52.3	50.8
Current	33.9	32.2	35.3	33.9	33.6	33.6	33.7
Capital	14.5	16.4	26.6	28.5	24.2	18.7	17.1
Saving	2.3	5.4	1.9	3.6	4.5	5.4	5.7
Overall balance (before grants)	-13.3	-11.0	-24.8	-24.9	-19.7	-13.4	-11.4
Grants (including HIPC relief)	4.6	6.5	9.7	8.0	6.2	5.7	4.8
Overall balance (after grants)	-8.7	-4.4	-15.1	-16.9	-13.5	-7.7	-6.6
	(In millions of U.S. dollars, unless otherwise indicated; end of period)						
<b>External sector</b>							
Resource Balance (GNFS)	-11.0	-0.6	-19.8	-20.7	-14.4	-9.1	-8.9
External Current Account Balance	-12.1	-12.0	-26.4	-26.8	-22.2	-16.6	-12.8
Gross official reserves	271.2	254.6	275.9	260.7	268.9	265.5	277.5
Months of imports	4.2	3.6	3.5	3.3	3.5	3.4	3.5
	(In percent, unless otherwise indicated)						
<b>Debt ratios</b>							
NPV of external debt-to-export ratio	70.9	66.6	80.3	91.9	97.9	102.2	103.0
NPV of external debt-to-revenue ratio	209.5	199.0	236.2	256.3	257.6	257.2	256.3
NPV of external debt-to-GDP ratio	66.0	66.0	76.7	83.4	85.6	86.0	85.6
<b>Debt-service ratios</b>							
Exports of goods and nonfactor services	7.1	5.6	3.7	4.2	4.4	4.9	4.5
Central government revenue	20.8	16.5	10.5	11.2	11.2	12.2	11.1
<b>Memorandum items:</b>							
Nominal GDP (G\$ billion)	143.8	154.6	157.4	166.2	177.1	188.2	200.6
Guyana dollar/U.S. dollar (period average)	193.0	198.3	200.1	202.3	204.3	205.4	206.4

Sources: Ministry of Finance and PCPMU, Office of the President

<b>ANNEX E - Table 2. Guyana: Summary of the Operations of the Non Financial Public Sector</b>							
	<b>2003</b>	<b>2004</b>	<b>2005</b>	<b>2006</b>	<b>2007</b>	<b>2008</b>	<b>2009</b>
<i>(in millions of Guyana dollars)</i>							
<b>Revenue</b>	50,413	58,138	58,533	62,307	67,441	73,339	78,984
Central government	45,280	51,334	50,979	53,994	58,588	62,988	66,946
Public enterprises 1/	5,133	6,803	7,554	8,312	8,853	10,351	12,038
<b>Total Expenditure</b>	69,589	75,086	97,500	103,751	102,349	98,473	101,830
Current Expenditure 2/	48,724	49,787	55,559	56,400	59,545	63,201	67,533
Noninterest current expenditure	40,420	42,098	48,805	49,631	52,912	56,168	59,922
Interest	8,304	7,689	6,754	6,769	6,633	7,033	7,611
External	3,281	3,173	4,302	2,835	3,076	3,305	3,125
Domestic	5,023	4,515	2,452	3,934	3,557	3,727	4,486
Capital Expenditure	20,865	25,300	41,941	47,351	42,804	35,272	34,298
Central Government	15,828	22,534	27,699	30,759	30,583	28,983	28,088
State corporations & NIS 3/	5,037	2,765	14,242	16,592	12,221	6,289	6,209
<b>Current Balance</b>	1,689	8,351	2,974	5,907	7,896	10,138	11,451
<b>Overall Balance</b>	(19,176)	(16,949)	(38,967)	(41,445)	(34,908)	(25,134)	(22,847)
<b>Grants</b>	6,665	10,115	15,208	13,332	10,973	10,679	9,571
<b>Overall balance after grants</b>	(12,511)	(6,834)	(23,759)	(28,112)	(23,935)	(14,455)	(13,276)
<b>Total Financing</b>	12,511	6,834	23,759	28,112	23,935	14,455	13,276
<i>(in percent of GDP)</i>							
Total revenue	35.0	37.6	37.2	37.5	38.1	39.0	39.4
Total expenditure	48.4	48.6	62.0	62.4	57.8	52.3	50.8
Current expenditure	33.9	32.2	35.3	33.9	33.6	33.6	33.7
Interest	5.8	5.0	4.3	4.1	3.8	3.8	3.8
External	2.3	2.1	2.7	1.7	1.7	1.8	1.6
Domestic	3.5	2.9	1.6	2.4	2.0	2.0	2.3
Current balance	1.2	5.4	1.9	3.6	4.5	5.4	5.7
Capital expenditure	14.5	16.4	26.6	28.5	24.2	18.7	17.1
Overall Balance	-13.3	-11.0	-24.8	-24.9	-19.7	-13.4	-11.4
Grants	4.6	6.5	9.7	8.0	6.2	5.7	4.8
<b>Overall balance after Grants</b>	<b>-8.7</b>	<b>-4.4</b>	<b>-15.1</b>	<b>-16.9</b>	<b>-13.5</b>	<b>-7.7</b>	<b>-6.6</b>
Net foreign financing	6.2	-1.2	13.5	15.2	11.8	8.3	5.8
Net domestic financing	2.5	5.6	1.6	1.7	1.7	-0.6	0.8
Memo:							
GDP mp	143844	154622	157379	166246	177056	188201	200629
Crude Oil Price (US\$/bbl) -- WB	28.9	39.0	36.0	32.0	30.4	28.8	27.4

Source: Ministry of Finance; and PCPMU, OP

1/ Current account balance

2/ Current Expenditure of the central government

3/ Includes expenditure for Guysuco Skeldon Project

**ANNEX E - Table 3. Guyana: Operations of the Central Government**

	2003	2004	2005	2006	2007	2008	2009
	(in millions of Guyana dollars)						
<b>Total revenue</b>	45,280	51,334	50,979	53,994	58,588	62,988	66,946
Tax revenue	41,555	47,908	48,112	50,337	54,693	58,848	62,532
Nontax revenue 1/	3,725	3,426	2,867	3,657	3,895	4,140	4,414
<b>Total expenditure &amp; net lending</b>	64,552	72,321	83,258	87,159	90,128	92,184	95,621
Current expenditures	48,724	49,787	55,559	56,400	59,545	63,201	67,533
Personal emoluments	18,268	16,317	18,866	16,451	17,436	18,501	19,742
Other goods & services	11,220	13,774	16,809	19,880	21,311	22,612	24,129
Transfer payments	10,932	12,007	13,130	13,300	14,164	15,056	16,050
Interest	8,304	7,689	6,754	6,769	6,633	7,033	7,611
Domestic	5,023	4,515	2,452	3,934	3,557	3,727	4,486
External	3,281	3,173	4,302	2,835	3,076	3,305	3,125
Current surplus or deficit (-)	(3,444)	1,548	(4,581)	(2,406)	(956)	(213)	(587)
Capital expenditure & net lending	15,828	22,534	27,699	30,759	30,583	28,983	28,088
Overall surplus or deficit (-) before grants	(19,272)	(20,986)	(32,279)	(33,165)	(31,540)	(29,196)	(28,675)
Grants	6,665	10,115	15,208	13,332	10,973	10,679	9,571
Overall surplus or deficit (-) after grants	(12,607)	(10,872)	(17,071)	(19,832)	(20,567)	(18,517)	(19,104)
	(In percent of GDP)						
Total Revenue	31.5	33.2	32.4	32.5	33.1	33.5	33.4
Tax Revenue	28.9	31.0	30.6	30.3	30.9	31.3	31.2
Nontax Revenue	2.6	2.2	1.8	2.2	2.2	2.2	2.2
Current expenditure	33.9	32.2	35.3	33.9	33.6	33.6	33.7
Non interest current expenditure	28.1	27.2	31.0	29.9	29.9	29.8	29.9
Interest	5.8	5.0	4.3	4.1	3.7	3.7	3.8
Current surplus or deficit (-)	(2.4)	1.0	(2.9)	(1.4)	(0.5)	(0.1)	(0.3)
Capital expenditure and net lending	11.0	14.6	17.6	18.5	17.3	15.4	14.0
Overall surplus or deficit (-) before grants	(13.4)	(13.6)	(20.5)	(19.9)	(17.8)	(15.5)	(14.3)
Grants	4.6	6.5	9.7	8.0	6.2	5.7	4.8
Overall surplus or deficit (-) after grants	(8.8)	(7.0)	(10.8)	(11.9)	(11.6)	(9.8)	(9.5)
Memo:							
GDP mp	143844	154622	157379	166246	177056	188201	200629

Source: Ministry of Finance; and PCPMU, Office of the President

1/ Includes taxes paid by public enterprises.

ANNEX E - Table 4. Guyana: GDP by Expenditure at Current Prices

	2003	2004	2005	2006	2007	2008	2009
	(In millions of Guyana dollars)						
<b>GDP at current factor cost</b>	123,263	130,701	133,914	139,773	147,554	156,469	166,802
Net indirect taxes	20,581	23,921	23,465	26,473	29,502	31,732	33,827
<b>GDP at market prices</b>	143,844	154,622	157,379	166,246	177,056	188,201	200,629
<b>Consumption expenditure</b>	129,424	137,606	148,745	154,493	162,720	175,168	183,376
Private Sector	99,936	107,515	113,070	118,162	123,973	134,056	139,505
Public Sector	29,488	30,091	35,675	36,331	38,747	41,112	43,871
<b>Gross domestic investment</b>	30,207	34,171	52,194	57,819	53,767	47,615	47,575
Private sector	9,342	8,872	9,904	10,468	10,963	12,343	13,278
Public sector	20,865	25,300	42,291	47,351	42,804	35,272	34,298
<b>Net exports of goods and nonfactor services</b>	(15,787)	(17,155)	(43,561)	(46,066)	(39,432)	(34,582)	(30,322)
Exports of goods and nonfactor services	133,807	151,169	145,754	145,730	148,975	157,830	166,056
Imports of goods and nonfactor services	149,594	168,324	189,315	191,796	188,406	192,412	196,378
	(as a percentage of GDP at market prices)						
<b>GDP at current factor cost</b>	85.7	84.5	85.1	84.1	83.3	83.1	83.1
Net indirect taxes 1/	14.3	15.5	14.9	15.9	16.7	16.9	16.9
<b>GDP at market prices</b>	100.0	100.0	100.0	100.0	100.0	100.0	100.0
<b>Consumption expenditure</b>	90.0	89.0	94.5	92.9	91.9	93.1	91.4
Private sector	69.5	69.5	71.8	71.1	70.0	71.2	69.5
Public sector	20.5	19.5	22.7	21.9	21.9	21.8	21.9
<b>Gross domestic investment</b>	21.0	22.1	33.2	34.8	30.4	25.3	23.7
Private sector	6.5	5.7	6.3	6.3	6.2	6.6	6.6
Public sector	14.5	16.4	26.9	28.5	24.2	18.7	17.1
<b>Net exports of goods and nonfactor services</b>	-11.0	-11.1	-27.7	-27.7	-22.3	-18.4	-15.1
Exports of goods and nonfactor services	93.0	97.8	92.6	87.7	84.1	83.9	82.8
Imports of goods and nonfactor services	104.0	108.9	120.3	115.4	106.4	102.2	97.9

Source: Ministry of Finance; and PCPMU, Office of the President

ANNEX E - Table 5. Guyana: Savings and Investment

	2003	2004	2005	2006	2007	2008	2009
(In millions of Guyana dollars)							
<b>Savings</b>	30,207	34,171	52,194	57,819	53,767	47,615	47,575
National savings	12,837	15,620	10,579	13,344	14,378	16,380	21,845
Private savings	9,566	7,269	7,605	7,437	6,481	6,242	10,394
Public savings	3,271	8,351	2,974	5,907	7,896	10,138	11,451
Foreign savings	17,370	18,552	41,615	44,475	39,390	31,235	25,730
<b>Investment</b>	30,207	34,171	52,194	57,819	53,767	47,615	47,575
Private investment	9,342	8,872	9,904	10,468	10,963	12,343	13,278
Public investment	20,865	25,300	42,291	47,351	42,804	35,272	34,298
(In percent of GDP at market prices)							
<b>Savings</b>	21.0	22.1	33.2	34.8	30.4	25.3	23.7
National savings	8.9	10.1	6.7	8.0	8.1	8.7	10.9
Private savings	6.7	4.7	4.8	4.5	3.7	3.3	5.2
Public savings	2.3	5.4	1.9	3.6	4.5	5.4	5.7
Foreign savings	12.1	12.0	26.4	26.8	22.2	16.6	12.8
<b>Investment</b>	21.0	22.1	33.2	34.8	30.4	25.3	23.7
Private investment	6.5	5.7	6.3	6.3	6.2	6.6	6.6
Public investment	14.5	16.4	26.9	28.5	24.2	18.7	17.1

Source: Ministry of Finance; and PCPMU, Office of the President



Annex E: TABLE 6: GUYANA--- EXTERNAL FINANCING, 2004-2009

	(US\$ million)					
	2004	2005	2006	2007	2008	2009
<b>TOTAL</b>	<b>147.4</b>	<b>218.8</b>	<b>170.9</b>	<b>148.1</b>	<b>131.6</b>	<b>112.1</b>
<b>LOANS</b>	<b>90.1</b>	<b>143.2</b>	<b>107.5</b>	<b>89.0</b>	<b>79.7</b>	<b>69.3</b>
<b>GRANTS</b>	<b>57.3</b>	<b>75.6</b>	<b>63.4</b>	<b>59.1</b>	<b>51.9</b>	<b>42.9</b>
Project	13.0	24.0	23.3	23.8	18.5	14.5
Program	44.2	51.6	40.2	35.3	33.4	28.4
<b>LOANS</b>	<b>90.1</b>	<b>143.2</b>	<b>107.5</b>	<b>89.0</b>	<b>79.7</b>	<b>69.3</b>
<b>Program Loans</b>	<b>33.0</b>	<b>48.9</b>	<b>19.0</b>	<b>20.0</b>	<b>25.0</b>	<b>20.0</b>
<b>IMF</b>	<b>28.0</b>	<b>27.0</b>	<b>14.0</b>	<b>20.0</b>	<b>20.0</b>	<b>20.0</b>
PRGF	28.0	27.0	14.0	20.0	20.0	20.0
<b>IDB</b>	<b>5.0</b>	<b>12.9</b>	<b>5.0</b>	<b>0.0</b>	<b>5.0</b>	<b>0.0</b>
Air Transport Sector Prog.	0.0	12.9	0.0	0.0	0.0	0.0
Public Sector Financial Mngt. Prog.	5.0	0.0	5.0	0.0	5.0	0.0
<b>Project Loans</b>	<b>57.1</b>	<b>94.3</b>	<b>88.5</b>	<b>69.0</b>	<b>54.7</b>	<b>49.3</b>
<b>Multilateral Loans</b>	<b>57.1</b>	<b>78.4</b>	<b>62.7</b>	<b>60.7</b>	<b>51.2</b>	<b>49.3</b>
<b>CDB</b>	<b>15.7</b>	<b>23.4</b>	<b>12.3</b>	<b>5.5</b>	<b>4.0</b>	<b>3.0</b>
Road Rehabilitation and Construction	0.3	1.3	3.8	4.1	4.0	3.0
Towns Development	0.2	0.5	0.0	0.0	0.0	0.0
West Demerara Four Lane Road	4.8	4.0	0.0	0.0	0.0	0.0
West Coast Berbice (Sea Defense)	1.6	2.5	0.0	0.0	0.0	0.0
Technical Vocation	0.0	0.0	0.0	0.0	0.0	0.0
Caribbean Court of Justice	8.9	0.0	0.0	0.0	0.0	0.0
Skeldon	0.0	15.1	8.5	1.4	0.0	0.0
<b>IDB</b>	<b>35.2</b>	<b>50.3</b>	<b>47.7</b>	<b>52.2</b>	<b>45.1</b>	<b>46.3</b>
Agri. Sector Loan	1.8	0.0	0.0	0.0	0.0	0.0
Agric. Support Services Project	0.0	1.5	1.8	2.2	1.5	1.5
Airport Transport Reform	2.2	2.1	1.0	0.7	0.0	0.0
Electrification Programme	0.5	3.5	4.2	4.2	3.7	3.1
Reprog. Of Loans for Disaster Recon	0.0	8.1	0.0	0.0	0.0	0.0
Bridge and Roads	9.6	2.7	5.2	4.5	4.5	4.0
Mahaica - Rosignol Road Rehab./ Studies	8.8	8.1	3.8	3.8	5.9	6.5
Moleson Creek--New Amsterdam Road	0.0	0.2	6.0	6.5	7.0	7.5
Rural Transport	0.0	0.0	0.0	1.0	3.3	4.8
Georgetown Remedial & Sewerage Proj.	0.0	2.0	3.1	3.5	3.0	3.0
GR&SP Reprogramming for Disaster Areas	0.0	0.3	0.0	0.0	0.0	0.0
Institutional Strengthening -- Legal Affairs - Deeds Registry	0.0	0.04	0.0	0.0	0.0	0.0
Public Sector Financial Management	0.1	0.0	3.0	3.0	2.2	1.5
Social Statistics Project	0.0	0.7	1.2	0.7	0.6	0.0
Public Sector Modernisation Program	0.0	0.1	0.5	0.8	1.3	1.8
Fiscal and Financial Management Programme	0.1	1.5	3.7	4.0	4.4	4.8
Competitiveness Program	0.0	0.0	0.0	1.0	2.0	3.0
Basic Education Access & Mng. Support	1.8	1.8	3.4	4.4	3.1	3.1
Education Rehabilitation (BEAMS Reprog.)	0.0	2.0	0.0	0.0	0.0	0.0
Technical Assistance	0.4	0.0	0.0	0.0	0.0	0.0
Health Sector Programme	0.0	0.8	0.0	0.0	0.0	0.0
Basic Nutrition	0.2	0.8	1.5	1.7	1.2	0.0
Simap - Phase III	1.3	1.2	2.5	2.0	1.4	1.7
Simap - Rehab of Disaster Communities	0.0	2.7	0.0	0.0	0.0	0.0
Low Income Settlement	6.6	5.3	2.6	2.0	0.0	0.0
Urban Development Programme	1.4	1.9	2.1	3.1	0.0	0.0
UDB for Disaster Reconstruction	0.0	2.7	2.1	3.1	0.0	0.0

Annex E: TABLE 6: GUYANA--- EXTERNAL FINANCING, 2004-2009

(US\$ million)						
	2004	2005	2006	2007	2008	2009
Solid Waste Disposal	0.3	0.5	0.0	0.0	0.0	0.0
<b>IDA</b>	<b>3.8</b>	<b>0.7</b>	<b>0.0</b>	<b>0.0</b>	<b>0.0</b>	<b>0.0</b>
Secondary School Reform Project	3.2	0.0	0.0	0.0	0.0	0.0
PSTAC	0.5	0.7	0.0	0.0	0.0	0.0
<b>IFAD</b>	<b>2.4</b>	<b>4.0</b>	<b>2.7</b>	<b>3.0</b>	<b>2.1</b>	<b>0.0</b>
Rural Support Project	2.4	4.0	2.7	3.0	2.1	0.0
<b>Bilateral Loans</b>	<b>0.0</b>	<b>15.9</b>	<b>25.8</b>	<b>8.3</b>	<b>3.5</b>	<b>0.0</b>
<b>GOVERNMENT OF INDIA</b>	<b>0.0</b>	<b>5.0</b>	<b>11.4</b>	<b>4.9</b>	<b>0.0</b>	<b>0.0</b>
Cricket Stadium	0.0	5.0	11.4	4.9	0.0	0.0
<b>GOVERNMENT OF CHINA</b>	<b>0.0</b>	<b>10.9</b>	<b>14.4</b>	<b>3.4</b>	<b>3.5</b>	<b>0.0</b>
Skeldon Project Cogeneration	0.0	10.9	14.4	3.4	3.5	0.0
<b>GRANTS</b>	<b>57.3</b>	<b>75.6</b>	<b>63.4</b>	<b>59.1</b>	<b>51.9</b>	<b>42.9</b>
<b>Program Grants</b>	<b>44.2</b>	<b>51.6</b>	<b>40.2</b>	<b>35.3</b>	<b>33.4</b>	<b>28.4</b>
<b>IDA</b>	<b>0.0</b>	<b>9.0</b>	<b>0.0</b>	<b>0.0</b>	<b>0.0</b>	<b>0.0</b>
PRPMO	0.0	9.0	0.0	0.0	0.0	0.0
<b>USAID</b>	<b>11.0</b>	<b>11.0</b>	<b>11.0</b>	<b>11.0</b>	<b>11.0</b>	<b>11.0</b>
PL-480	5.0	5.0	5.0	5.0	5.0	5.0
HIV/AIDS	4.0	4.0	4.0	4.0	4.0	4.0
Economic Growth Support	2.0	2.0	2.0	2.0	2.0	2.0
<b>EU</b>	<b>6.0</b>	<b>9.3</b>	<b>7.0</b>	<b>8.0</b>	<b>8.0</b>	<b>8.0</b>
9th EDF Sea Defences/10th EDF	6.0	9.3	7.0	8.0	8.0	8.0
<b>HIPC</b>	<b>27.2</b>	<b>22.3</b>	<b>22.2</b>	<b>16.3</b>	<b>14.4</b>	<b>9.4</b>
<b>Project Grants</b>	<b>13.0</b>	<b>24.0</b>	<b>23.3</b>	<b>23.8</b>	<b>18.5</b>	<b>14.5</b>
<b>IDB</b>	<b>0.2</b>	<b>0.7</b>	<b>0.4</b>	<b>0.1</b>	<b>0.0</b>	<b>0.0</b>
Institutional Strengthening -- Auditor General	0.0	0.2	0.0	0.0	0.0	0.0
Airport Security	0.0	0.3	0.0	0.0	0.0	0.0
Public Sector Investment Management System	0.2	0.3	0.4	0.1	0.0	0.0
<b>DFID</b>	<b>5.4</b>	<b>4.9</b>	<b>3.5</b>	<b>3.5</b>	<b>1.9</b>	<b>1.9</b>
Lands and Surveys	0.6	0.1	0.0	0.0	0.0	0.0
Water Supply Technical Assistance/Rehab	4.1	1.4	1.5	2.3	1.9	1.9
Guyana Education Access Project	0.7	1.8	2.0	1.2	0.0	0.0
Disaster Recovery and Reconstruction	0.0	1.6	0.0	0.0	0.0	0.0
<b>EU</b>	<b>3.1</b>	<b>5.1</b>	<b>8.0</b>	<b>7.6</b>	<b>6.2</b>	<b>4.0</b>
Rice Competitiveness Programme	0.0	1.0	0.0	0.0	0.0	0.0
Linmine	0.8	0.0	0.0	0.0	0.0	0.0
Hydrometeorological Services	0.0	0.2	1.6	1.0	1.0	0.0
Linden Economic Advancement Program	1.3	1.2	1.3	1.3	0.0	0.0
Essequibo & West Demerara	0.7	1.7	3.8	3.7	3.6	2.3
Development of Housing Areas	0.3	1.0	1.3	1.5	1.6	1.7
<b>IDA</b>	<b>0.2</b>	<b>7.3</b>	<b>7.6</b>	<b>8.1</b>	<b>8.1</b>	<b>6.1</b>
HIS/AIDS programme	0.2	0.6	2.0	2.5	2.5	2.0

Annex E: TABLE 6: GUYANA--- EXTERNAL FINANCING, 2004-2009

	(US\$ million)					
	2004	2005	2006	2007	2008	2009
Education For All - Fast Track Initiative	0.0	2.5	2.0	2.0	2.8	2.8
Disaster Recovery	0.0	4.3	0.0	0.0	0.0	0.0
Water Supply (TA)	0.0	0.0	3.6	3.6	2.8	1.3
<b>CDB</b>	<b>0.6</b>	<b>3.2</b>	<b>2.1</b>	<b>2.2</b>	<b>1.0</b>	<b>1.0</b>
Basic Needs Trust Fund 5	0.6	2.6	2.1	2.2	1.0	1.0
Rural Support	0.0	0.1	0.0	0.0	0.0	0.0
Disaster	0.0	0.5	0.0	0.0	0.0	0.0
<b>CIDA</b>	<b>1.3</b>	<b>2.3</b>	<b>1.2</b>	<b>1.3</b>	<b>1.4</b>	<b>1.5</b>
Guyana Basic Education Training	0.4	0.3	0.0	0.0	0.0	0.0
HIS/AIDS	0.9	0.8	1.2	1.3	1.4	1.5
Disaster Recovery & Reconstruction	0.0	1.2	0.0	0.0	0.0	0.0
<b>Government of Japan</b>	<b>2.3</b>	<b>0.0</b>	<b>0.0</b>	<b>0.0</b>	<b>0.0</b>	<b>0.0</b>
New Amsterdam Hospital	2.3	0.0	0.0	0.0	0.0	0.0
<b>GOVERNMENT OF INDIA</b>	<b>0.0</b>	<b>0.4</b>	<b>0.5</b>	<b>1.0</b>	<b>0.0</b>	<b>0.0</b>
Cricket Stadium	0.0	0.4	0.5	1.0	0.0	0.0

Annex E: TABLE 6: GUYANA--- EXTERNAL FINANCING, 2004-2009

	(US\$ million)					
	2004	2005	2006	2007	2008	2009
<b>TOTAL</b>	<b>147.4</b>	<b>218.8</b>	<b>170.9</b>	<b>148.1</b>	<b>131.6</b>	<b>112.1</b>
LOANS	90.1	143.2	107.5	89.0	79.7	69.3
GRANTS	57.3	75.6	63.4	59.1	51.9	42.9
<b>LOANS</b>	<b>90.1</b>	<b>134.2</b>	<b>107.5</b>	<b>89.0</b>	<b>79.7</b>	<b>69.3</b>
Multilateral	90.1	118.3	81.7	80.7	76.2	69.3
CDB	15.7	23.4	12.3	5.5	4.0	3.0
IDB	40.2	63.2	52.7	52.2	50.1	46.3
IDA	3.8	0.7	0.0	0.0	0.0	0.0
IMF	28.0	27.0	14.0	20.0	20.0	20.0
IFAD	2.4	4.0	2.7	3.0	2.1	0.0
Bilateral	0.0	15.9	25.8	8.3	3.5	0.0
India	0.0	5.0	11.4	4.9	0.0	0.0
China	0.0	10.9	14.4	3.4	3.5	0.0
<b>GRANTS</b>	<b>57.3</b>	<b>75.6</b>	<b>63.4</b>	<b>59.1</b>	<b>51.9</b>	<b>42.9</b>
Multilateral	1.0	20.2	10.1	10.4	9.1	7.1
CDB	0.6	3.2	2.1	2.2	1.0	1.0
IDB	0.2	0.7	0.4	0.1	0.0	0.0
IDA	0.2	16.3	7.6	8.1	8.1	6.1
Bilateral	29.1	33.1	31.2	32.4	28.5	26.4
DFID	5.4	4.9	3.5	3.5	1.9	1.9
EU	9.1	14.5	15.0	15.6	14.2	12.0
CIDA	1.3	2.3	1.2	1.3	1.4	1.5
USAID	11.0	11.0	11.0	11.0	11.0	11.0
Japan	2.3	0.0	0.0	0.0	0.0	0.0
India	0.0	0.4	0.5	1.0	0.0	0.0
HIPC	27.2	22.3	22.2	16.3	14.4	9.4
Ministry of Finance; State Planning Secretariat; Donor Agencies.						
Memo: Exchange rates	198.3	200.1	202.3	204.3	205.4	206.4



PROJECT	SOURCE	EXPENDITURE 2000		Total	EXPENDITURE 2001		Total	EXPENDITURE 2002		Total	EXPENDITURE 2003		Total	EXPENDITURE 2004		Total
		External	Local		External	Local		External	Local		External	Local		External	Local	
Molson Creek/New Amsterdam Road	LOCAL	0.0	0.0	0.0	0.0	0.0	0.0	0.0	0.0	0.0	0.0	0.0	0.0	0.0	0.0	0.0
Rural Transport	LOCAL	0.0	0.0	0.0	0.0	0.0	0.0	0.0	0.0	0.0	0.0	0.0	0.0	0.0	0.0	0.0
Roads (Regions)	LOCAL	223.7	223.7	211.8	0.0	211.8	126.8	0.0	194.8	0.0	194.8	0.0	0.0	270.4	0.0	270.4
Sorekya/Linden Highway	CDB	669.4	60.0	187.8	175.9	25.8	25.0	0.0	15.0	0.0	15.0	0.0	0.0	30.0	0.0	30.0
Stallings and Wharves	LOCAL	61.0	60.0	55.0	0.0	55.0	25.0	0.0	0.0	0.0	0.0	0.0	0.0	49.9	34.9	15.0
Towns Development	CDB	0.0	0.0	0.0	0.0	0.0	0.0	0.0	0.0	0.0	0.0	0.0	0.0	0.0	0.0	0.0
Regional By-Pass Road	LOCAL	0.0	0.0	0.0	0.0	0.0	0.0	0.0	0.0	0.0	0.0	0.0	0.0	0.0	0.0	0.0
West Demerara Four Land Road	CDB	0.0	0.0	0.0	0.0	0.0	0.0	0.0	0.0	0.0	0.0	0.0	0.0	0.0	0.0	0.0
Urban Roads and Drainage	LOCAL	39.2	39.2	30.7	0.0	29.9	29.9	0.0	27.4	0.0	27.4	0.0	0.0	975.0	0.0	172.7
Water Transport - Administrative Affairs	LOCAL	0.0	0.0	0.0	0.0	0.0	0.0	0.0	0.4	0.0	0.4	0.0	0.0	2.0	0.0	2.0
<b>OTHER INFRASTRUCTURE AND SEA DEFENCE</b>																
Buildings	LOCAL	4652.0	504.2	2248.8	1892.4	642.4	2005.5	1451.2	572.3	627.2	1453.5	562.2	944.0	473.4	470.6	8.2
National Stadium	INDIA	0.0	0.0	0.0	0.0	0.0	0.0	0.0	0.0	5.4	0.0	0.0	5.4	0.0	0.0	0.0
Corentyne and Essequebo	IDB	642.4	510.0	132.4	576.5	75.4	281.3	298.4	0.0	0.0	0.0	0.0	0.0	0.0	0.0	0.0
Emergency Works - Sea Defence	LOCAL	332.9	332.9	229.3	0.0	229.3	401.0	0.0	401.0	0.0	427.1	0.0	376.5	0.0	0.0	376.5
Essequebo & West Demerara	EU	64.1	60.0	46.0	46.0	0.0	0.0	0.0	85.5	0.0	85.5	0.0	2.1	152.9	146.4	6.5
Equipment	LOCAL	0.0	0.0	3.5	0.0	3.5	0.0	0.0	0.0	0.0	0.0	0.0	0.0	0.0	0.0	0.0
GNPL - Capital Works	LOCAL	0.0	0.0	0.0	0.0	0.0	0.0	0.0	0.0	0.0	0.0	0.0	0.0	0.0	0.0	0.0
GO-Invest	LOCAL	5.7	5.7	1.4	0.0	1.4	6.7	1.6	6.7	1.6	1.6	0.0	7.4	0.0	0.0	7.4
GUYOIL - Capital Works	LOCAL	0.0	0.0	0.0	0.0	0.0	0.0	0.0	0.0	0.0	0.0	0.0	0.0	0.0	0.0	0.0
Industrial Development	LOCAL	30.4	30.4	5.5	0.0	5.5	0.0	0.0	0.0	0.0	0.0	0.0	0.0	0.0	0.0	0.0
Industrial Development	LOCAL	0.0	0.0	37.1	0.0	37.1	17.5	0.0	17.5	2.2	2.2	0.0	15.6	0.0	0.0	15.6
Administration & Management	LOCAL	32.0	32.0	38.9	0.0	38.9	35.0	0.0	35.0	0.0	18.7	0.0	22.0	0.0	0.0	22.0
Sea and River Defence (Regions)	LOCAL	0.0	0.0	8.9	0.0	8.9	6.3	0.0	6.3	3.6	0.0	0.0	3.6	6.2	0.0	6.2
Drainage and Irrigation & Sea Defence	LOCAL	1.9	1.9	2.7	0.0	2.7	0.0	0.0	2.7	0.0	0.0	0.0	0.0	0.0	0.0	0.0
West Coast Barbice Sea Defences	CDB	18.9	2.7	432.8	329.3	103.5	690.5	678.5	12.0	81.4	80.0	0.0	351.7	327.0	24.7	306.6
<b>SOCIAL SERVICES</b>																
		5973.9	4665.0	7393.9	5218.0	2171.0	7417.8	5495.0	1923.0	7723.1	5575.2	2147.9	9074.2	5977.6	3066.6	
<b>EDUCATION</b>																
		2753.2	2094.2	3077.2	2493.0	584.2	2834.5	2204.4	671.1	1749.4	1125.5	526.8	1949.9	1260.8	689.1	
Basic Education Access & Management System	IDB	0.0	0.0	0.0	0.0	0.0	104.4	94.8	9.7	166.6	131.8	34.9	377.0	413.5	36.5	
Adult Education Association	LOCAL	0.1	0.1	0.6	0.0	0.6	0.0	0.0	0.6	0.0	0.0	0.0	0.0	0.0	0.0	0.0
Building - National Library	LOCAL	32.0	32.0	12.0	0.0	12.0	3.0	0.0	6.2	0.0	0.0	0.0	6.2	0.0	0.0	6.2
Burrows School of Arts	LOCAL	3.0	3.0	1.9	0.0	1.9	3.0	0.0	3.0	1.6	0.0	0.0	1.6	1.5	0.0	1.5
Carnegie School of Home Economics	LOCAL	1.0	1.0	2.5	0.0	2.5	4.0	0.0	4.0	2.0	0.0	0.0	3.6	0.0	0.0	3.6
Craft Production & Design	LOCAL	1.2	1.2	0.0	0.0	0.0	0.0	0.0	0.0	0.0	0.0	0.0	1.5	0.0	0.0	1.5
Creechew Labour College	LOCAL	1.2	1.2	0.0	0.0	0.0	0.0	0.0	0.0	0.0	0.0	0.0	1.9	0.0	0.0	1.9
Development of Text Books	LOCAL	11.1	11.1	9.3	0.0	9.3	7.4	0.0	7.4	3.0	0.0	0.0	13.0	0.0	0.0	13.0
Education For All First Initiative	IDA	0.0	0.0	0.0	0.0	0.0	0.0	0.0	0.0	0.0	0.0	0.0	0.0	0.0	0.0	0.0
Furniture & Equipment (Regions)	LOCAL	32.3	32.3	26.4	0.0	26.4	19.8	0.0	19.8	25.1	0.0	25.1	28.7	0.0	0.0	28.7
G.I.T.C	LOCAL	3.0	3.0	4.5	0.0	4.5	5.0	0.0	5.0	66.4	0.0	66.4	97.4	0.0	0.0	97.4
G.T.I.	LOCAL	63.3	63.3	48.8	0.0	48.8	15.3	0.0	15.3	0.0	0.0	0.0	0.0	0.0	0.0	0.0
G.T.V	LOCAL	24.5	24.5	0.0	0.0	0.0	0.0	0.0	0.0	0.0	0.0	0.0	0.0	0.0	0.0	0.0
Gyona Basic Education Training	CDB	76.5	76.5	46.3	46.3	0.0	96.7	96.7	97.6	0.0	97.6	0.0	90.0	96.0	0.0	90.0
Gyona Education Access Project	IDB	0.0	0.0	0.0	0.0	0.0	960.5	960.5	470.0	0.0	470.0	0.0	134.8	134.8	0.0	134.8
Kuru Kuru College	LOCAL	0.0	0.0	0.0	0.0	0.0	2.0	0.0	2.0	1.9	0.0	1.9	0.0	1.8	0.0	1.8
Linden Technical Institute	LOCAL	2.8	2.8	10.0	0.0	3.3	3.3	0.0	3.3	4.3	0.0	4.3	6.5	0.0	0.0	6.5
Museum Development	LOCAL	8.0	8.0	6.0	0.0	6.0	5.0	0.0	5.0	3.0	0.0	3.0	2.9	0.0	0.0	2.9
National Archives	LOCAL	1.0	1.0	2.2	0.0	1.5	2.2	0.0	1.5	2.4	0.0	2.4	2.5	0.0	0.0	2.5
National School of Dance	LOCAL	0.0	0.0	1.0	0.0	1.0	0.0	0.0	1.0	1.5	0.0	1.5	0.0	0.0	0.0	1.5
New Amsterdam Technical Institute	LOCAL	0.1	0.1	3.8	0.0	3.8	8.1	0.0	8.1	10.2	0.0	10.2	5.8	0.0	0.0	5.8
Nursery, Primary & Secondary Schools	LOCAL	46.2	46.2	74.3	0.0	74.3	82.1	0.0	82.1	70.9	0.0	70.9	56.3	0.0	0.0	56.3
Office Furniture & Equipment (Regions)	LOCAL	0.0	0.0	0.0	0.0	0.0	5.0	0.0	5.0	0.0	0.0	0.0	0.0	0.0	0.0	0.0
Other Equipment	LOCAL	2.4	2.4	3.0	0.0	3.0	3.2	0.0	3.2	4.0	0.0	4.0	4.0	0.0	0.0	4.0
President's College	LOCAL	0.0	0.0	3.7	0.0	3.7	7.2	0.0	7.2	9.1	0.0	9.1	5.0	0.0	0.0	5.0
Primary Education Project	IDB	1812.7	131.2	2027.5	1941.4	86.0	11.7	11.7	66.3	0.0	66.3	0.0	0.0	0.0	0.0	0.0
Primary Education Project	IDB	0.0	0.0	3.1	3.1	0.0	939.5	873.2	0.0	0.0	0.0	0.0	0.0	0.0	0.0	0.0
Resource Development Centre	LOCAL	6.3	6.3	7.9	0.0	7.9	7.0	0.0	7.0	3.7	0.0	3.7	4.0	0.0	0.0	4.0
School Buildings (Regions)	LOCAL	212.3	212.3	140.6	0.0	140.6	204.9	0.0	204.9	187.7	0.0	187.7	231.0	0.0	0.0	231.0
Secondary Reform Project	IDA	607.6	532.2	531.1	502.1	29.0	280.8	243.3	37.5	499.1	423.1	76.0	741.7	659.0	82.7	741.7
Teacher's Training Complex	LOCAL	4.5	4.5	0.0	0.0	0.0	0.0	0.0	0.0	0.0	0.0	0.0	0.0	0.0	0.0	0.0
Teaching Service Commission	LOCAL	3.7	3.7	1.5	0.0	1.5	2.2	0.0	2.2	2.6	0.0	2.6	5.7	0.0	0.0	5.7
University of Guyana	LOCAL	12.0	12.0	5.6	0.0	5.6	103.5	0.0	103.5	32.5	0.0	32.5	16.8	0.0	0.0	16.8
University of Guyana Barbice	LOCAL	0.0	0.0	88.1	0.0	88.1	63.3	0.0	63.3	33.1	0.0	33.1	51.8	0.0	0.0	51.8
Technical Vocational Project	LOCAL	0.0	0.0	0.0	0.0	0.0	0.0	0.0	0.0	0.0	0.0	0.0	0.0	0.0	0.0	0.0
<b>HEALTH</b>																
		265.6	73.3	178.4	10.8	167.6	288.1	53.2	234.9	666.7	188.8	477.0	982.8	748.2	214.6	
Buildings - Health	LOCAL	29.9	29.9	100.6	0.0	76.9	31.5	0.0	31.5	3.3	0.0	3.3	21.5	0.0	0.0	21.5
Buildings - Health (Regions)	LOCAL	100.6	100.6	76.9	0.0	76.9	113.4	0.0	113.4	79.0	0.0	79.0	76.4	0.0	0.0	76.4
Doctors Quarters	LOCAL	0.0	0.0	0.0	0.0	0.0	0.0	0.0	0.0	0.0	0.0	0.0	0.0	0.0	0.0	0.0
Equipment - Health (Regions)	LOCAL	12.5	12.5	8.4	0.0	8.4	7.0	0.0	7.0	8.4	0.0	8.4	0.0	0.0	0.0	8.4
Equipment - Health	LOCAL	17.7	17.7	0.0	0.0	0.0	0.0	0.0	0.0	0.0	0.0	0.0	7.9	0.0	0.0	7.9
Equipment Medical	LOCAL	0.0	0.0	6.8	0.0	6.8	35.5	0.0	35.5	9.3	0.0	9.3	1.1	0.0	0.0	1.1
Furniture & Equipment	LOCAL	0.0	0.0	3.7	0.0	3.7	2.2	0.0	2.2	0.0	0.0	0.0	7.0	0.0	0.0	7.0
Furniture & Equipment - Health	LOCAL	0.0	0.0	2.2	0.0	2.2	0.0	0.0	0.0	0.0	0.0	0.0	0.0	0.0	0.0	0.0
Furniture & Equipment - Health	LOCAL	21.7	21.7	14.5	0.0	14.5	31.6	0.0	31.6	32.9	0.0	32.9	40.1	0.0	0.0	40.1
HIV/AIDS	CIDA															

PROJECT	SOURCE	EXPENDITURE 2000			EXPENDITURE 2001			EXPENDITURE 2002			EXPENDITURE 2003			EXPENDITURE 2004		
		Total	External	Local	Total	External	Local	Total	External	Local	Total	External	Local	Total	External	Local
Basic Nutrition	IDB	0.0	0.0	0.0	0.0	0.0	0.0	48.0	48.0	0.0	36.2	36.2	3.9	36.2	36.2	
Technical Assistance	IDB	83.4	73.3	10.1	17.6	10.8	6.8	58.9	53.2	6.7	83.2	83.2	8.9	84.2	4.7	
New Amsterdam Hospital	JAPAN	0.0	0.0	0.0	0.0	0.0	0.0	469.4	469.4	0.0	467.7	467.7	10.4	467.7	10.4	
<b>POVERTY-TARGETED INTERVENTIONS</b>																
Basic Needs Trust Fund 5	CDB	1894.8	1233.8	361.0	1483.8	1217.1	271.7	770.6	601.3	169.3	640.4	478.0	162.5	1366.4	881.4	
Strap - Phase I	IDB	287.4	230.8	56.6	247.4	193.4	54.0	46.9	22.1	24.8	22.1	2.7	23.3	118.1	118.1	
Strap - Phase II	IDB	0.0	0.0	0.0	0.0	0.0	0.0	0.0	0.0	0.0	0.0	0.0	0.0	0.0	0.0	
Strap - Phase III	IDB	1082.2	987.2	95.0	534.7	473.1	61.6	467.8	413.0	54.8	0.0	0.0	0.0	0.0	0.0	
Strap - Phase IV	IDB	0.0	0.0	0.0	432.0	390.8	41.2	0.0	0.0	0.0	0.0	0.0	0.0	0.0	0.0	
Poverty Programme	LOCAL	228.7	0.0	0.0	113.0	89.6	23.4	89.6	0.0	89.6	78.8	247.2	44.5	320.0	270.7	
Rural Support Project	IFAD/CDB	0.0	0.0	0.0	58.3	58.3	0.0	0.0	0.0	0.0	0.0	0.0	0.0	0.0	0.0	
Rural Support Project	IFAD/CDB	38.6	38.6	0.0	165.5	165.5	0.0	165.3	165.9	0.4	223.0	221.9	1.1	501.3	492.6	
<b>HOUSING DEVELOPMENT</b>																
Development of Housing Areas	EU	482.2	0.0	482.2	526.7	35.8	490.9	520.2	503.5	316.7	1239.9	1001.1	238.8	2681.3	1670.0	
Infrastructure Development & Building	LOCAL	401.7	0.0	401.7	413.0	0.0	413.0	234.4	0.0	234.4	196.6	0.0	196.6	603.5	0.0	
Infrastructure Development (Regions)	LOCAL	10.1	10.1	0.0	25.0	0.0	25.0	33.5	0.0	33.5	0.0	0.0	0.0	136	0.0	
Land Development (Regions)	LOCAL	45.0	0.0	45.0	5.5	5.5	0.0	6.0	6.0	0.0	0.0	0.0	0.0	0.0	0.0	
Electrification Programme	IDB	0.0	0.0	0.0	27.7	27.7	0.0	28.2	0.0	28.2	32.2	0.0	32.2	27.9	0.0	
Low Income Settlement Programme	IDB	0.0	0.0	0.0	57.5	35.8	21.7	518.1	503.5	14.6	1003.2	983.2	10.0	495.7	400.0	
<b>COMMUNITY SERVICES</b>																
Amendian Development Fund	LOCAL	61.4	0.0	61.4	106.6	67.9	38.8	172.6	335.7	339.0	370.5	483.5	481.0	1092.4	444.7	
Entrepreneurial Skills Training	LOCAL	0.0	0.0	0.0	40.1	40.1	0.0	17.5	0.0	17.5	24.9	0.0	24.9	56.8	0.0	
National Sports Commission	LOCAL	10.0	10.0	0.0	5.7	5.7	0.0	10.5	0.0	10.5	14.0	0.0	14.0	15.9	0.0	
National Trust	LOCAL	1.8	1.8	0.0	5.5	5.5	0.0	6.0	6.0	0.0	3.4	0.0	3.4	5.6	0.0	
Project Development & Assistance	LOCAL	257.0	0.0	257.0	234.0	0.0	234.0	0.0	0.0	0.0	265.0	0.0	265.0	288.7	0.0	
Solid Waste Disposal	IDB	0.0	0.0	0.0	0.0	0.0	0.0	0.5	0.5	0.5	10.1	10.1	0.0	73.4	60.0	
Tourism Development	LOCAL	18.6	0.0	18.6	11.0	11.0	0.0	11.2	11.2	0.0	4.0	0.0	4.0	4.9	0.0	
Umanu Yana	LOCAL	0.0	0.0	0.0	0.0	0.0	0.0	0.0	0.0	0.0	4.0	4.0	0.0	1.0	0.0	
Urban Development Programme	IDB	116.0	102.3	13.7	268.5	261.6	7.0	824.6	783.1	71.4	370.3	279.4	90.9	330.4	282.3	
Urban Development Programme	IDB	0.0	0.0	0.0	418.8	418.8	0.0	182.5	182.5	0.0	0.0	0.0	0.0	0.0	0.0	
LEAP	EU	0.0	0.0	0.0	0.0	0.0	0.0	0.0	0.0	0.0	200.0	200.0	0.0	265.4	0.0	
Youth Initiative Programme	LOCAL	3.4	3.4	0.0	2.0	2.0	0.0	3.0	3.0	0.0	5.5	5.5	0.0	2.2	0.0	
Youth and Sports	LOCAL	0.0	0.0	0.0	0.0	0.0	0.0	0.0	0.0	0.0	0.0	0.0	0.0	0.0	0.0	
<b>WATER</b>																
Coastal Water Supply	LOCAL	0.0	0.0	0.0	1000.0	1000.0	0.0	120.0	1196.9	166.0	2466.2	2284.4	161.9	1181.4	1006.5	
Georgetown	LOCAL	0.0	0.0	0.0	0.0	0.0	0.0	0.5	0.5	0.5	1.0	1.0	0.0	1.0	0.0	
Georgetown Remedial & Sewerage Prog.	IDB	351.8	344.0	7.8	1717.7	1655.5	62.2	65.7	65.7	0.0	0.0	0.0	0.0	0.0	0.0	
Georgetown Remedial & Sewerage Prog. II	IDB	0.0	0.0	0.0	0.0	0.0	0.0	20.0	20.0	20.0	20.0	20.0	0.0	0.0	0.0	
LINMINE (Linden Water Supply System)	EU	0.0	0.0	0.0	0.0	0.0	0.0	43.3	43.3	0.0	216	216	0.0	163.7	163.7	
Land Transport (Regions)	LOCAL	0.5	0.5	0.0	3.9	3.9	0.0	0.0	0.0	0.0	0.0	0.0	0.0	0.0	0.0	
Pure Water Supply (New Amsterdam)	EU	127.0	109.0	18.0	480.0	300.0	180.0	80.0	80.0	80.0	7.0	7.0	7.0	8.0	0.0	
Pure Water Supply - GDF	LOCAL	5.0	5.0	0.0	8.0	8.0	0.0	0.0	0.0	0.0	0.0	0.0	0.0	0.0	0.0	
Rural Water (Hinterland)	DFID	18.1	0.0	18.1	15.0	15.0	0.0	0.0	0.0	0.0	1.7	1.7	0.0	10.4	10.4	
Rural Water - Regions	LOCAL	53.0	53.0	0.0	51.1	51.1	0.0	3.0	3.0	3.0	1.7	1.7	0.0	4.8	4.8	
Water Supply Technical Assistance/Rehab	CDB/IFAD/DFID/JAPAN	850.4	712.3	138.1	712.6	602.9	109.7	1122.4	1111.2	11.2	2251.9	2251.9	0.0	874.0	845.8	
<b>GENERAL PUBLIC SERVICES</b>																
Administration & Supervision	LOCAL	487.9	487.9	0.0	312.6	312.6	0.0	732.5	199.6	537.9	448.0	80.7	471.91	4022.5	1972.6	
Building	LOCAL	0.0	0.0	0.0	4.5	4.5	0.0	9.5	0.0	9.5	0.0	0.0	0.0	0.0	0.0	
Bureau of Standards	LOCAL	15.0	15.0	0.0	6.5	6.5	0.0	25.4	0.0	25.4	4.7	4.7	0.0	3.5	0.0	
Equipment	LOCAL	0.0	0.0	0.0	1.7	1.7	0.0	3.0	0.0	3.0	0.0	0.0	0.0	0.0	0.0	
Equipment Admin	LOCAL	22.8	0.0	22.8	298.8	1.7	1.7	3.0	0.0	3.0	0.0	0.0	0.0	4.4	0.0	
Furniture & Equipment (Regions)	LOCAL	1.9	0.0	1.9	1.5	1.5	0.0	3.1	0.0	3.1	34.9	0.0	34.9	40.9	0.0	
Furniture and Equipment - Admin.(Regions)	LOCAL	0.5	0.5	0.0	0.5	0.5	0.0	0.2	0.2	0.2	4.3	4.3	0.0	6.4	0.0	
Furniture and Equipment - Education(Regions)	LOCAL	0.0	0.0	0.0	3.4	3.4	0.0	0.0	0.0	0.0	0.0	0.0	0.0	0.0	0.0	
Furniture and Equipment - Admin.	LOCAL	0.0	0.0	0.0	0.0	0.0	0.0	0.0	0.0	0.0	0.0	0.0	0.0	0.0	0.0	
Furniture and Equipment - Staff Quarters	LOCAL	0.0	0.0	0.0	0.0	0.0	0.0	0.0	0.0	0.0	0.0	0.0	0.0	0.0	0.0	
Furniture and Equipment - Staff Quarters	LOCAL	0.0	0.0	0.0	0.0	0.0	0.0	72.8	0.0	72.8	0.0	0.0	0.0	0.0	0.0	
Furniture and Equipment - Admin.	LOCAL	95.1	95.1	0.0	94.6	94.6	0.0	12.7	0.0	12.7	47.5	0.0	47.5	0.0	0.0	
Guayana Revenue Authority	LOCAL	0.0	0.0	0.0	48.5	48.5	0.0	52.0	0.0	52.0	4.4	4.4	0.0	20.1	0.0	
Guayana Revenue Authority	LOCAL	0.0	0.0	0.0	0.0	0.0	0.0	5.0	0.0	5.0	0.0	0.0	0.0	0.5	0.5	
Guayana TV Broadcasting Co. LEI/NCN	LOCAL	10.0	10.0	0.0	0.0	0.0	0.0	15.0	0.0	15.0	0.0	0.0	0.0	19.4	0.0	
Guayana National Service	LOCAL	8.8	8.8	0.0	9.8	9.8	0.0	5.1	5.1	0.0	0.0	0.0	0.0	0.0	0.0	
Internal Audit	CDB	0.0	0.0	0.0	0.0	0.0	0.0	0.0	0.0	0.0	0.0	0.0	0.0	0.0	0.0	
Land and Water Transport	LOCAL	0.0	0.0	0.0	6.5	6.5	0.0	16.3	0.0	16.3	10.7	10.7	0.0	9.5	0.0	
Land Transport	LOCAL	0.0	0.0	0.0	0.0	0.0	0.0	4.5	4.5	4.5	0.0	0.0	0.0	8.5	0.0	
Land Transport (Regions)	LOCAL	0.0	0.0	0.0	0.0	0.0	0.0	0.0	0.0	0.0	4.0	4.0	0.0	0.0	0.0	
Justice Improvement Programme	LOCAL	9.6	9.6	0.0	9.6	9.6	0.0	0.0	0.0	0.0	0.0	0.0	0.0	0.0	0.0	
Minor Works	LOCAL	28.0	28.0	0.0	27.2	27.2	0.0	38.5	0.0	38.5	35.0	35.0	0.0	48.9	0.0	

ANNEX F - PUBLIC SECTOR INVESTMENT PROGRAM, 2000-2004

PROJECT	SOURCE	EXPENDITURE 2000		EXPENDITURE 2001		EXPENDITURE 2002		EXPENDITURE 2003		EXPENDITURE 2004			
		Total	External	Local	Total	External	Local	Total	External	Local	Total	External	Local
National Parks Commission	LOCAL	0.0	0.0	0.0	0.0	0.0	5.0	10.5	0.0	0.0	3.6	0.0	3.6
NS - Capital Works	LOCAL	0.0	0.0	0.0	0.0	0.0	0.0	0.0	0.0	0.0	0.0	0.0	0.0
NSO Support Programme PL480	LOCAL	206.0	0.0	206.0	0.0	0.0	4.2	3.5	0.0	3.7	0.0	0.0	3.7
Office of Residence of the President	LOCAL	5.2	0.0	5.2	10.2	0.0	22.5	7.4	0.0	22.6	0.0	0.0	22.6
Office Equipment	LOCAL	0.0	0.0	0.0	2.4	0.0	7.4	3.8	0.0	3.8	0.0	0.0	3.8
Office Equipment and Furniture - Home Affairs	LOCAL	0.0	0.0	0.0	1.7	0.0	1.7	1.3	0.0	1.3	0.0	0.0	1.3
Office Equipment and Furniture	LOCAL	0.0	0.0	0.0	1.8	0.0	0.6	4.9	0.0	5.9	0.0	1.1	5.9
Office Furniture and Equipment (Regions)	LOCAL	0.0	0.0	0.0	0.8	0.0	3.1	5.7	0.0	4.6	0.0	4.6	4.6
Office Furniture and Equipment	LOCAL	0.0	0.0	0.0	0.4	0.0	0.4	0.2	0.0	0.2	0.0	0.0	0.2
Office of the Ombudsman	LOCAL	0.0	0.0	0.0	0.0	0.0	4.9	4.9	0.0	5.0	0.0	5.0	5.0
Other Equipment (Regions)	LOCAL	0.0	0.0	0.0	0.0	0.0	11.1	14.0	0.0	23.7	0.0	23.7	23.7
Parliament Office	LOCAL	8.7	0.0	8.7	4.6	0.0	11.1	14.0	0.0	23.7	0.0	23.7	23.7
Public Administration Project	LOCAL	2.0	0.0	2.0	0.0	0.0	0.0	0.0	0.0	0.0	0.0	0.0	0.0
Public Sector Modernisation Project	IDB	0.0	0.0	0.0	0.0	0.0	173.0	38.2	34.7	112.0	0.0	0.0	112.0
Public Sector Technical Assistance Credit	IDA	0.0	0.0	0.0	0.0	0.0	0.0	0.0	0.0	0.0	0.0	0.0	0.0
Public Sector Financial Management	IDB	0.0	0.0	0.0	0.0	0.0	0.0	0.0	0.0	0.0	0.0	0.0	0.0
Public Service Appellate Tribunal	LOCAL	1.4	0.0	1.4	0.0	0.0	1.8	1.3	0.0	1.9	0.0	1.9	1.9
Public Service Commission	LOCAL	2.0	0.0	2.0	1.0	0.0	2.0	1.5	0.0	2.0	0.0	2.0	2.0
Fiscal & Financial Management Prog	IDB	0.0	0.0	0.0	0.0	0.0	0.0	0.0	0.0	39.0	25.3	13.7	39.0
Ethnic Relations Commission	LOCAL	0.0	0.0	0.0	0.0	0.0	0.0	0.0	0.0	1.8	0.0	1.8	1.8
Radio Communication	LOCAL	0.0	0.0	0.0	2.9	0.0	0.0	0.0	0.0	0.0	0.0	0.0	0.0
Radio Communication (Regions)	LOCAL	0.0	0.0	0.0	0.0	0.0	0.0	0.0	0.0	0.0	0.0	0.0	0.0
Statistical Bureau	LOCAL	13.0	0.0	13.0	11.2	0.0	125.2	48.8	46.0	21.2	0.0	0.0	21.2
Strengthening the Registry	IDB	0.8	0.0	0.8	0.2	2.4	37.9	2.2	2.2	2.2	74.1	55.9	74.1
Institutional Strengthening - Finance	IDB	0.0	0.0	0.0	0.0	0.0	0.0	0.0	0.0	0.0	0.0	0.0	0.0
Social Statistics Project	LOCAL	34.7	0.0	34.7	4.8	0.0	2.7	12.4	0.0	11.6	0.0	11.6	11.6
Water Transport (Regions)	LOCAL	0.0	0.0	0.0	0.0	0.0	5.2	4.3	0.0	4.3	0.0	4.3	4.3
Water Transport (Regions)	IDB	0.0	0.0	0.0	0.0	0.0	0.0	0.0	0.0	0.0	0.0	0.0	0.0
Competitiveness Programme	IDB	0.0	0.0	0.0	0.0	0.0	0.0	0.0	0.0	0.0	0.0	0.0	0.0
Water Transport	LOCAL	0.0	0.0	0.0	2.7	0.0	0.0	0.0	0.0	0.0	0.0	0.0	0.0
<b>CONTRIBUTION TO INTERNATIONAL AGENCIES</b>		<b>144.2</b>	<b>0.0</b>	<b>144.2</b>	<b>162.2</b>	<b>0.0</b>	<b>165.4</b>	<b>127.1</b>	<b>0.0</b>	<b>127.1</b>	<b>1902.6</b>	<b>1780.0</b>	<b>1422.6</b>
Caribbean Development Bank	LOCAL	46.9	0.0	46.9	123.0	0.0	146.5	72.7	0.0	72.7	112.7	0.0	112.7
Inter-American Development Bank	LOCAL	42.8	0.0	42.8	18.4	0.0	19.9	33.9	0.0	33.9	6.9	0.0	6.9
IBRD/IDA	LOCAL	2.2	0.0	2.2	0.0	0.0	0.0	0.0	0.0	0.0	0.0	0.0	0.0
CCJ	GDB	0.0	0.0	0.0	0.0	0.0	0.0	0.0	0.0	0.0	0.0	0.0	0.0
Inter-American Investment Corporation	LOCAL	20.3	0.0	20.3	20.9	0.0	19.0	20.6	0.0	20.6	21.0	0.0	21.0
<b>OTHER CAPITAL TRANSFERS</b>		<b>1735.9</b>	<b>0.0</b>	<b>1735.9</b>	<b>2789.9</b>	<b>0.0</b>	<b>2649.7</b>	<b>3000.9</b>	<b>0.0</b>	<b>3000.9</b>	<b>445.0</b>	<b>0.0</b>	<b>445.0</b>
Student Loan Fund	LOCAL	535.0	0.0	535.0	792.5	0.0	480.0	535.0	0.0	535.0	340.0	0.0	340.0
Loan to Public Corporation	LOCAL	1200.9	0.0	1200.9	1997.4	0.0	2369.7	3265.9	0.0	3265.9	105.0	0.0	105.0
<b>PUBLIC SAFETY</b>		<b>595.5</b>	<b>0.0</b>	<b>595.5</b>	<b>1226.3</b>	<b>0.0</b>	<b>765.3</b>	<b>423.3</b>	<b>0.0</b>	<b>423.3</b>	<b>604.6</b>	<b>0.0</b>	<b>604.6</b>
Agr. Equipment - Prisons	LOCAL	4.9	0.0	4.9	0.0	0.0	1.2	3.2	0.0	3.2	2.1	0.0	2.1
Buildings - Home Affairs	LOCAL	0.0	0.0	0.0	0.0	0.0	5.0	5.0	0.0	5.0	2.5	0.0	2.5
Buildings - Prisons	LOCAL	19.5	0.0	19.5	16.8	0.0	35.0	32.5	0.0	32.5	24.3	0.0	24.3
Comm. Equipment - Fire	LOCAL	1.9	0.0	1.9	0.0	0.0	3.5	4.0	0.0	4.0	3.5	0.0	3.5
Equipment - GDF	LOCAL	365.0	0.0	365.0	899.7	0.0	140.0	48.9	0.0	48.9	50.0	0.0	50.0
Guyana Defence Force	LOCAL	42.0	0.0	42.0	41.9	0.0	42.0	38.9	0.0	38.9	48.9	0.0	48.9
Infrastructure: GDF	LOCAL	0.0	0.0	0.0	0.0	0.0	20.0	5.4	0.0	5.4	12.4	0.0	12.4
Equipment & Furniture - Police	LOCAL	9.0	0.0	9.0	0.0	0.0	9.5	10.0	0.0	10.0	17.5	0.0	17.5
Equipment & Furniture - Fire	LOCAL	1.0	0.0	1.0	0.0	0.0	1.2	1.0	0.0	1.0	1.6	0.0	1.6
Equipment (Home Affairs)	LOCAL	27.5	0.0	27.5	0.0	0.0	178.0	3.8	0.0	3.8	0.6	0.0	0.6
Fire Ambulances & Stations	LOCAL	14.0	0.0	14.0	16.2	0.0	26.9	20.9	0.0	20.9	109.6	0.0	109.6
Furniture and Equipment Admin Regions	LOCAL	0.0	0.0	0.0	0.0	0.0	0.0	3.4	0.0	3.4	2.6	0.0	2.6
Furniture and Equipment	LOCAL	0.0	0.0	0.0	0.0	0.0	54.5	5.0	0.0	5.0	0.0	0.0	5.0
General Registrar Office	LOCAL	4.1	0.0	4.1	4.9	0.0	4.9	5.0	0.0	5.0	2.8	0.0	2.8
Land & Water Transport - Prisons	LOCAL	17.0	0.0	17.0	4.2	0.0	5.0	4.5	0.0	4.5	4.2	0.0	4.2
Land & Water Transport - Fire	LOCAL	16.9	0.0	16.9	131.1	0.0	208.5	84.9	0.0	84.9	38.9	0.0	38.9
Other Equipment - Prisons	LOCAL	9.8	0.0	9.8	25.0	0.0	0.0	2.8	0.0	2.8	180.8	0.0	180.8
Police Complaints Authority	LOCAL	32.0	0.0	32.0	31.9	0.0	0.3	0.3	0.0	0.3	0.0	0.0	0.3
Police Stations & Buildings	LOCAL	0.0	0.0	0.0	0.0	0.0	75.0	68.2	0.0	68.2	79.5	0.0	79.5
Tools & Equipment - Fire	LOCAL	4.9	0.0	4.9	0.0	0.0	5.5	5.0	0.0	5.0	18.2	0.0	18.2



**ANNEX F - PUBLIC SECTOR INVESTMENT PROGRAM, 2004-2009**  
(G\$ million)

PROJECT	SOURCE	EXPENDITURE 2004			REVISED BUDGET 2005			BUDGET 2006			BUDGET 2007			BUDGET 2008			BUDGET 2009		
		Total	External	Local	Total	External	Local	Total	External	Local	Total	External	Local	Total	External	Local	Total	External	Local
<b>TOTAL PSP</b>		24479.3	14190.4	10288.9	40808.3	18080.4	22727.9	45985.9	18019.8	27966.1	41320.9	17906.4	23414.5	33438.8	14243.9	19194.9	32391.0	13033.8	19357.2
<b>CENTRAL GOVERNMENT</b>		22404.3	14190.4	8213.9	27729.3	18080.4	9648.9	30889.9	18019.8	12870.1	30870.9	17906.4	12964.5	29031.8	14243.9	14787.9	28188.0	13033.8	15164.2
<b>GUYSUCCO</b>		2075.0	0.0	2075.0	13079.0	0.0	13079.0	15096.0	0.0	15096.0	10450.0	0.0	10450.0	4407.0	0.0	4407.0	4203.0	0.0	4203.0
<b>PRODUCTIVE SECTOR</b>		11382.8	6240.1	5142.7	26767.0	9504.7	17262.3	31242.9	7913.4	23329.5	25386.2	6795.2	18591.0	20984.5	6283.2	14701.3	20827.5	6040.4	14787.1
<b>AGRICULTURE, FORESTRY &amp; FISHING</b>		3349.8	491.7	2858.1	14484.7	519.9	13964.8	16718.0	367.2	16350.8	12361.4	448.8	11912.6	7860.7	306.0	7554.7	7926.0	308.0	7618.0
Agri. Sector Loan	IDB	387.4	377.4	10.0	0.0	0.0	0.0	0.0	0.0	0.0	0.0	0.0	0.0	0.0	0.0	0.0	0.0	0.0	0.0
Agri. Support Services Project	IDB	0.0	0.0	0.0	330.0	300.0	30.0	403.9	367.2	36.7	493.7	448.8	44.9	336.6	306.0	30.6	338.8	308.0	30.8
Agri. Development (Regions)	LOCAL	3.6	0.0	3.6	4.5	0.0	4.5	4.6	0.0	4.6	4.7	0.0	4.7	4.8	0.0	4.8	5.0	0.0	5.0
Agri. Development (GDF)	LOCAL	6.0	0.0	6.0	6.2	0.0	6.2	6.4	0.0	6.4	6.5	0.0	6.5	6.7	0.0	6.7	6.8	0.0	6.8
Aquaculture Development	LOCAL	1.9	0.0	1.9	1.0	0.0	1.0	1.1	0.0	1.1	1.1	0.0	1.1	1.1	0.0	1.1	1.1	0.0	1.1
Artificial Insemination / NDDP	LOCAL	4.3	0.0	4.3	3.3	0.0	3.3	3.4	0.0	3.4	3.4	0.0	3.4	3.5	0.0	3.5	3.6	0.0	3.6
Drainage & Irrigation (Regions)	LOCAL	245.4	0.0	245.4	245.0	0.0	245.0	320.0	0.0	320.0	400.0	0.0	400.0	440.0	0.0	440.0	484.0	0.0	484.0
Rehab. of Drainage & Irrigation Areas	LOCAL	370.6	0.0	370.6	379.0	0.0	379.0	777.2	0.0	777.2	893.8	0.0	893.8	2550.0	0.0	2550.0	2770.0	0.0	2770.0
Mahaica-Mahatony-Albany Project	LOCAL	77.0	0.0	77.0	102.0	0.0	102.0	0.0	0.0	0.0	0.0	0.0	0.0	0.0	0.0	0.0	0.0	0.0	0.0
Geodetic Surveys	LOCAL	6.3	0.0	6.3	6.5	0.0	6.5	6.7	0.0	6.7	6.8	0.0	6.8	7.0	0.0	7.0	7.2	0.0	7.2
GRDB - Capital Works	LOCAL	0.0	0.0	0.0	0.0	0.0	0.0	0.0	0.0	0.0	0.0	0.0	0.0	0.0	0.0	0.0	0.0	0.0	0.0
Guyana School of Agriculture	LOCAL	3.0	0.0	3.0	5.0	0.0	5.0	5.1	0.0	5.1	5.3	0.0	5.3	5.4	0.0	5.4	5.5	0.0	5.5
GUYSUCCO - Capital Works	LOCAL	2075.0	0.0	2075.0	13079.0	0.0	13079.0	15096.0	0.0	15096.0	10450.0	0.0	10450.0	4407.0	0.0	4407.0	4203.0	0.0	4203.0
Intermediate Savannahs	OAS	2.5	0.0	2.5	1.9	0.0	1.9	0.0	0.0	0.0	0.0	0.0	0.0	0.0	0.0	0.0	0.0	0.0	0.0
Marine Development	LOCAL	6.8	0.0	6.8	25.0	0.0	25.0	25.6	0.0	25.6	26.3	0.0	26.3	26.9	0.0	26.9	27.6	0.0	27.6
Rice Competitiveness Programme	EU	0.0	0.0	0.0	200.0	0.0	200.0	0.0	0.0	0.0	0.0	0.0	0.0	0.0	0.0	0.0	0.0	0.0	0.0
National Agri. Research Institute (NARI)	LOCAL	8.5	0.0	8.5	19.0	0.0	19.0	19.5	0.0	19.5	20.0	0.0	20.0	20.5	0.0	20.5	21.0	0.0	21.0
National Land Registration	LOCAL	13.0	0.0	13.0	30.0	0.0	30.0	30.8	0.0	30.8	31.5	0.0	31.5	32.3	0.0	32.3	33.1	0.0	33.1
Lands and Surveys	DFID	124.3	114.3	10.0	299	199	100	0.0	0.0	0.0	0.0	0.0	0.0	0.0	0.0	0.0	0.0	0.0	0.0
New Guyana Marketing Corporation	LOCAL	3.0	0.0	3.0	4.0	0.0	4.0	4.1	0.0	4.1	4.2	0.0	4.2	4.3	0.0	4.3	4.4	0.0	4.4
Extension Services	LOCAL	1.4	0.0	1.4	2.5	0.0	2.5	2.6	0.0	2.6	2.6	0.0	2.6	2.7	0.0	2.7	2.8	0.0	2.8
Buildings - Agriculture (Regions)	LOCAL	7.6	0.0	7.6	7.0	0.0	7.0	7.2	0.0	7.2	7.4	0.0	7.4	7.5	0.0	7.5	7.7	0.0	7.7
Environmental Protection Agency	LOCAL	2.1	0.0	2.1	4.0	0.0	4.0	4.1	0.0	4.1	4.2	0.0	4.2	4.3	0.0	4.3	4.4	0.0	4.4
<b>ECONOMIC INFRASTRUCTURE</b>		8033.0	5748.4	2284.6	12282.3	8984.8	3297.5	14524.8	7546.2	6978.6	13024.8	6346.4	6678.4	13123.9	5977.2	7146.7	12901.5	5732.4	7169.1
<b>POWER</b>		37.9	0.0	37.9	24.5	0.0	24.5	25.1	0.0	25.1	25.7	0.0	25.7	26.4	0.0	26.4	27.0	0.0	27.0
Power Extension (Regions)	LOCAL	2.7	0.0	2.7	9.5	0.0	9.5	9.7	0.0	9.7	10.0	0.0	10.0	10.2	0.0	10.2	10.5	0.0	10.5
Power Generation	LOCAL	26.2	0.0	26.2	6.0	0.0	6.0	6.2	0.0	6.2	6.3	0.0	6.3	6.5	0.0	6.5	6.6	0.0	6.6
Infrastructure Development	LOCAL	9.0	0.0	9.0	9.0	0.0	9.0	9.2	0.0	9.2	9.5	0.0	9.5	9.7	0.0	9.7	9.9	0.0	9.9
<b>TRANSPORT &amp; COMMUNICATION</b>		7051.2	5275.0	1776.2	9510.4	6991.8	2518.6	10236.1	4038.2	6197.9	10082.1	4202.0	5880.1	11369.2	5038.8	6330.4	11609.8	5263.2	6346.6
Administration & Management	LOCAL	155.0	0.0	155.0	165.0	0.0	165.0	169.1	0.0	169.1	173.4	0.0	173.4	177.7	0.0	177.7	182.1	0.0	182.1
Airport Transport Reform	IDB	494.4	449.1	45.3	482.8	422.8	60.0	244.8	204.0	40.8	171.4	142.8	28.6	0.0	0.0	0.0	0.0	0.0	0.0
Airport Security	IDB	0.0	0.0	0.0	54.0	0.0	54.0	0.0	0.0	0.0	0.0	0.0	0.0	0.0	0.0	0.0	0.0	0.0	0.0
Reprog. Of Loans for Disaster Recon	IDB	0.0	0.0	0.0	1820.0	1620.0	200.0	0.0	0.0	0.0	0.0	0.0	0.0	0.0	0.0	0.0	0.0	0.0	0.0
Black Bush Folder Road	LOCAL	22.2	0.0	22.2	45.0	0.0	45.0	46.1	0.0	46.1	47.3	0.0	47.3	48.5	0.0	48.5	49.7	0.0	49.7
Barticalisano/Mahdia Road	LOCAL	12.1	0.0	12.1	15.0	0.0	15.0	15.4	0.0	15.4	15.8	0.0	15.8	16.2	0.0	16.2	16.6	0.0	16.6
Bridges and Roads	IDB	2097.6	1960.0	137.6	891.0	535.0	356.0	1272.0	1060.0	212.0	1101.6	918.0	183.6	1101.6	918.0	183.6	979.2	816.0	163.2
Bridges ( Regions)	LOCAL	67.2	0.0	67.2	86.5	0.0	86.5	88.7	0.0	88.7	90.9	0.0	90.9	93.2	0.0	93.2	95.5	0.0	95.5
Bridges	LOCAL	12.6	0.0	12.6	12.6	0.0	12.6	13.2	0.0	13.2	13.9	0.0	13.9	14.6	0.0	14.6	15.3	0.0	15.3
Demerara Harbour Bridge	LOCAL	24.0	0.0	24.0	45.0	0.0	45.0	46.1	0.0	46.1	47.3	0.0	47.3	48.5	0.0	48.5	49.7	0.0	49.7
Dredging/Pilot Launching	LOCAL	70.0	0.0	70.0	80.0	0.0	80.0	82.0	0.0	82.0	84.1	0.0	84.1	86.2	0.0	86.2	88.3	0.0	88.3
Hinterland Coastal Airstrip	LOCAL	30.4	0.0	30.4	30.0	0.0	30.0	30.8	0.0	30.8	31.5	0.0	31.5	32.3	0.0	32.3	33.1	0.0	33.1
Land and Water Transport( Reg)	LOCAL	19.0	0.0	19.0	20.4	0.0	20.4	20.9	0.0	20.9	21.4	0.0	21.4	22.0	0.0	22.0	22.5	0.0	22.5
Land Development	LOCAL	4.7	0.0	4.7	12.0	0.0	12.0	12.3	0.0	12.3	12.6	0.0	12.6	12.9	0.0	12.9	13.2	0.0	13.2
Land Transport	LOCAL	31.2	0.0	31.2	48.5	0.0	48.5	49.7	0.0	49.7	51.0	0.0	51.0	52.2	0.0	52.2	53.5	0.0	53.5

PROJECT	EXPENDITURE 2004			REVISED BUDGET 2005			BUDGET 2006			BUDGET 2007			BUDGET 2008			BUDGET 2009		
	Total	External	Local	Total	External	Local	Total	External	Local	Total	External	Local	Total	External	Local	Total	External	Local
Minor Works	5.0	0.0	5.0	6.0	0.0	6.0	6.2	0.0	6.2	6.3	0.0	6.3	6.5	0.0	6.5	6.6	0.0	6.6
Miscellaneous Roads	434.0	0.0	434.0	400.0	0.0	400.0	615.0	0.0	615.0	630.4	0.0	630.4	817.0	0.0	817.0	899.0	0.0	899.0
Reconditioning of Ferry Vessels	85.0	0.0	85.0	95.0	0.0	95.0	97.4	0.0	97.4	99.8	0.0	99.8	102.3	0.0	102.3	104.9	0.0	104.9
Reconditioning of Ships	85.0	0.0	85.0	95.0	0.0	95.0	97.4	0.0	97.4	99.8	0.0	99.8	102.3	0.0	102.3	104.9	0.0	104.9
Road Rehabilitation and Construction	57.9	57.9	0.0	260.0	0.0	260.0	852.5	775.0	77.5	961.4	836.0	125.4	938.4	816.0	122.4	703.8	612.0	91.8
Mahaica - Rosignol Road Rehab / Studies	1808.0	1798.0	10.0	1622.0	1620.0	2.0	852.7	775.2	77.5	882.7	775.2	77.5	1324.0	1203.6	120.4	1456.6	1326.0	132.6
Moleson Creek-New Amsterdam Road	0.0	0.0	0.0	50.0	40.0	10.0	1346.4	1224.0	122.4	1458.6	1326.0	132.6	1570.8	1428.0	142.8	1550.4	1530.0	20.4
Rural Transport	0.0	0.0	0.0	0.0	0.0	0.0	0.0	0.0	0.0	22.4	204.0	204.0	740.5	673.2	67.3	999.6	979.2	20.4
Navigation Aids	20.0	0.0	20.0	21.0	0.0	21.0	21.5	0.0	21.5	22.1	0.0	22.1	22.6	0.0	22.6	23.2	0.0	23.2
Equipment - Civil Aviation	15.0	0.0	15.0	8.6	0.0	8.6	8.8	0.0	8.8	9.0	0.0	9.0	9.3	0.0	9.3	9.5	0.0	9.5
Roads (Regions) & Disaster Areas	270.4	0.0	270.4	1851.8	1540.0	311.8	319.6	0.0	319.6	327.6	0.0	327.6	335.8	0.0	335.8	344.2	0.0	344.2
Towns Development	49.9	34.9	15.0	123.4	100.0	23.4	23.4	0.0	23.4	23.4	0.0	23.4	23.4	0.0	23.4	24.7	0.0	24.7
Stellings and Wharves	30.0	0.0	30.0	50.0	0.0	50.0	51.3	0.0	51.3	52.5	0.0	52.5	53.8	0.0	53.8	55.2	0.0	55.2
Urban Roads and Drainage	172.7	0.0	172.7	170.0	0.0	170.0	225.0	0.0	225.0	236.3	0.0	236.3	300.0	0.0	300.0	350.0	0.0	350.0
West Demerara Four Lane Road	975.0	975.0	0.0	822.4	800.0	22.4	23.0	0.0	23.0	23.5	0.0	23.5	24.1	0.0	24.1	24.7	0.0	24.7
Rosignol By-Pass Road	0.0	0.0	0.0	125.0	0.0	125.0	612.0	0.0	612.0	612.0	0.0	612.0	0.0	0.0	0.0	0.0	0.0	0.0
Office Equipment	0.9	0.0	0.9	1.0	0.0	1.0	1.0	0.0	1.0	1.1	0.0	1.1	1.1	0.0	1.1	1.1	0.0	1.1
Prioritized Maintenance Program	0.0	0.0	0.0	0.0	0.0	0.0	3001.0	0.0	3001.0	3200.0	0.0	3200.0	3300.0	0.0	3300.0	3360.0	0.0	3360.0
Water Transport - Amerindian Affairs	2.0	0.0	2.0	14.0	0.0	14.0	14.4	0.0	14.4	14.7	0.0	14.7	15.1	0.0	15.1	15.5	0.0	15.5
<b>OTHER INFRASTRUCTURE AND SEA DEFENCE</b>	<b>944.0</b>	<b>473.4</b>	<b>470.5</b>	<b>2747.4</b>	<b>1993.0</b>	<b>754.4</b>	<b>4263.6</b>	<b>3508.0</b>	<b>755.6</b>	<b>2916.9</b>	<b>2144.4</b>	<b>772.5</b>	<b>1728.3</b>	<b>938.4</b>	<b>789.9</b>	<b>1264.6</b>	<b>469.2</b>	<b>795.4</b>
Buildings	8.2	0.0	8.2	5.7	0.0	5.7	5.8	0.0	5.8	6.0	0.0	6.0	6.1	0.0	6.1	6.3	0.0	6.3
GO-Invest	7.4	0.0	7.4	3.7	0.0	3.7	3.8	0.0	3.8	3.9	0.0	3.9	4.0	0.0	4.0	4.1	0.0	4.1
Hydrometeorological Services	3.5	0.0	3.5	63.0	50.0	13.0	339.7	326.4	13.3	217.7	204.0	13.7	218.0	204.0	14.0	14.3	0.0	14.3
Industrial Development	156	0.0	156	0.0	0.0	0.0	0.0	0.0	0.0	0.0	0.0	0.0	0.0	0.0	0.0	0.0	0.0	0.0
National Stadium	0.0	0.0	0.0	1100.0	1100.0	0.0	2406.6	2406.6	0.0	1185.6	1185.6	0.0	0.0	0.0	0.0	0.0	0.0	0.0
Administration & Management	22.0	0.0	22.0	25.0	0.0	25.0	25.6	0.0	25.6	26.3	0.0	26.3	26.9	0.0	26.9	27.6	0.0	27.6
Essequibo & West Demerara	152.9	146.4	6.5	350.0	343.0	7.0	813.8	775.0	38.8	792.5	754.8	37.7	771.1	734.4	36.7	492.7	489.2	23.5
Emergency Works (Sea Defense)	376.5	0.0	376.5	645.0	0.0	645.0	661.1	0.0	661.1	677.7	0.0	677.7	694.6	0.0	694.6	712.0	0.0	712.0
Sea and River Defense	6.2	0.0	6.2	7.0	0.0	7.0	7.2	0.0	7.2	7.4	0.0	7.4	7.5	0.0	7.5	7.7	0.0	7.7
West Coast Berlice (Sea Defense)	351.7	327.0	24.7	548.0	500.0	48.0	0.0	0.0	0.0	0.0	0.0	0.0	0.0	0.0	0.0	0.0	0.0	0.0
<b>SOCIAL SERVICES</b>	<b>9073.9</b>	<b>5977.7</b>	<b>3096.2</b>	<b>11324.7</b>	<b>7673.8</b>	<b>3450.9</b>	<b>11616.5</b>	<b>8397.6</b>	<b>3218.9</b>	<b>12553.2</b>	<b>9164.2</b>	<b>3389.0</b>	<b>8836.4</b>	<b>5816.5</b>	<b>3019.9</b>	<b>7792.7</b>	<b>4733.2</b>	<b>3059.5</b>
<b>EDUCATION</b>	<b>1949.7</b>	<b>1260.8</b>	<b>688.9</b>	<b>1857.2</b>	<b>1238.0</b>	<b>619.2</b>	<b>2123.3</b>	<b>1501.6</b>	<b>510.7</b>	<b>2187.4</b>	<b>1542.4</b>	<b>544.7</b>	<b>1838.4</b>	<b>1206.4</b>	<b>692.0</b>	<b>1855.6</b>	<b>1209.2</b>	<b>646.3</b>
Basic Education Access & Mng. Support	413.5	377.0	36.5	398.0	360.0	38.0	763.0	693.6	69.4	987.4	897.6	89.8	695.6	632.4	63.2	695.6	632.4	63.2
Education Rehabilitation (BEAMS Reprog.)	0.0	0.0	0.0	461.0	408.0	53.0	0.0	0.0	0.0	0.0	0.0	0.0	0.0	0.0	0.0	0.0	0.0	0.0
Building - National Library	6.0	0.0	6.0	2.0	0.0	2.0	2.1	0.0	2.1	2.1	0.0	2.1	2.2	0.0	2.2	2.2	0.0	2.2
Burrows School of Arts	1.5	0.0	1.5	1.2	0.0	1.2	1.2	0.0	1.2	1.3	0.0	1.3	1.3	0.0	1.3	1.3	0.0	1.3
Carnegie School of Home Economics	3.6	0.0	3.6	3.3	0.0	3.3	3.4	0.0	3.4	3.5	0.0	3.5	3.6	0.0	3.6	3.6	0.0	3.6
Craft Production and Design	1.5	0.0	1.5	1.2	0.0	1.2	1.2	0.0	1.2	1.3	0.0	1.3	1.3	0.0	1.3	1.3	0.0	1.3
Critchlow Labour College	1.9	0.0	1.9	1.0	0.0	1.0	1.1	0.0	1.1	1.1	0.0	1.1	1.1	0.0	1.1	1.1	0.0	1.1
Development of Text Books	13.0	0.0	13.0	14.0	0.0	14.0	14.4	0.0	14.4	14.7	0.0	14.7	15.1	0.0	15.1	15.5	0.0	15.5
Education for all Fast Initiative	0.0	0.0	0.0	50.0	50.0	0.0	400.0	400.0	0.0	400.0	400.0	0.0	574.0	574.0	0.0	576.8	576.8	0.0
Furniture & Equipment (Regions)	28.7	0.0	28.7	30.3	0.0	30.3	31.1	0.0	31.1	31.8	0.0	31.8	32.6	0.0	32.6	33.4	0.0	33.4
G.I.T.C	4.9	0.0	4.9	2.9	0.0	2.9	3.0	0.0	3.0	3.0	0.0	3.0	3.1	0.0	3.1	3.2	0.0	3.2
G.T.I	97.4	0.0	97.4	24.3	0.0	24.3	24.9	0.0	24.9	25.5	0.0	25.5	26.2	0.0	26.2	26.8	0.0	26.8
Linden Technical Institute	6.5	0.0	6.5	5.5	0.0	5.5	5.6	0.0	5.6	5.8	0.0	5.8	5.9	0.0	5.9	6.1	0.0	6.1
Kuru Kuru College	1.8	0.0	1.8	0.3	0.0	0.3	0.3	0.0	0.3	0.3	0.0	0.3	0.3	0.0	0.3	0.3	0.0	0.3
Museum Development	2.9	0.0	2.9	3.0	0.0	3.0	3.1	0.0	3.1	3.2	0.0	3.2	3.2	0.0	3.2	3.3	0.0	3.3
National Archives	2.5	0.0	2.5	2.2	0.0	2.2	2.3	0.0	2.3	2.3	0.0	2.3	2.4	0.0	2.4	2.4	0.0	2.4
National School of Dance	1.5	0.0	1.5	2.4	0.0	2.4	2.5	0.0	2.5	2.5	0.0	2.5	2.6	0.0	2.6	2.6	0.0	2.6
New Amsterdam Technical Institute	5.8	0.0	5.8	8.5	0.0	8.5	8.7	0.0	8.7	8.9	0.0	8.9	9.2	0.0	9.2	9.4	0.0	9.4
Nursery, Primary & Secondary Schools	56.3	0.0	56.3	50.0	0.0	50.0	51.3	0.0	51.3	52.5	0.0	52.5	53.8	0.0	53.8	55.2	0.0	55.2
Other Equipment	4.0	0.0	4.0	4.0	0.0	4.0	4.1	0.0	4.1	4.2	0.0	4.2	4.3	0.0	4.3	4.4	0.0	4.4
President's College	5.0	0.0	5.0	34.0	0.0	34.0	34.9	0.0	34.9	35.7	0.0	35.7	36.6	0.0	36.6	37.5	0.0	37.5
Resource Development Centre	4.0	0.0	4.0	6.0	0.0	6.0	6.2	0.0	6.2	6.3	0.0	6.3	6.5	0.0	6.5	6.6	0.0	6.6
Guyana Basic Education Training	90.0	90.0	0.0	60.0	60.0	0.0	60.0	60.0	0.0	60.0	0.0	60.0	60.0	0.0	60.0	60.0	0.0	60.0
School Buildings (Regions)	231.0	0.0	231.0	256.5	0.0	256.5	262.9	0.0	262.9	269.5	0.0	269.5	276.2	0.0	276.2	283.1	0.0	283.1
School Furniture & Equipment	15.8	0.0	15.8	21.0	0.0	21.0	21.5	0.0	21.5	22.1	0.0	22.1	22.6	0.0	22.6	23.2	0.0	23.2

PROJECT	SOURCE	EXPENDITURE 2004			REVISED BUDGET 2005			BUDGET 2006			BUDGET 2007			BUDGET 2008			BUDGET 2009		
		Total	External	Local	Total	External	Local	Total	External	Local	Total	External	Local	Total	External	Local	Total	External	Local
Technical/Vocational	CDB	0.0	0.0	0.0	0.0	0.0	0.0	0.0	0.0	0.0	0.0	0.0	0.0	0.0	0.0	0.0	0.0	0.0	0.0
Teaching Service Commission	LOCAL	5.7	0.0	5.7	3.2	0.0	3.2	3.3	0.0	3.3	3.3	0.0	3.3	3.4	0.0	3.4	3.5	0.0	3.5
Guyana Education Access Project	DFID	134.8	134.8	0.0	360.0	360.0	0.0	408.0	408.0	0.0	244.8	244.8	0.0	0.0	0.0	0.0	0.0	0.0	0.0
Secondary Reform Project	IDA	741.7	659.0	82.7	0.0	0.0	0.0	0.0	0.0	0.0	0.0	0.0	0.0	0.0	0.0	0.0	0.0	0.0	0.0
University of Guyana - Berbice	LOCAL	51.8	0.0	51.8	29.4	0.0	29.4	30.2	0.0	30.2	30.9	0.0	30.9	31.7	0.0	31.7	32.5	0.0	32.5
University of Guyana - Turkeyen	LOCAL	16.8	0.0	16.8	22.0	0.0	22.0	22.6	0.0	22.6	23.1	0.0	23.1	23.7	0.0	23.7	24.3	0.0	24.3
<b>HEALTH</b>		<b>962.8</b>	<b>748.2</b>	<b>214.5</b>	<b>867.9</b>	<b>590.0</b>	<b>287.9</b>	<b>1244.3</b>	<b>952.4</b>	<b>291.9</b>	<b>1493.6</b>	<b>1121.2</b>	<b>302.4</b>	<b>1342.8</b>	<b>1049.9</b>	<b>298.9</b>	<b>1002.4</b>	<b>721.0</b>	<b>281.4</b>
Buildings - Health	LOCAL	21.5	0.0	21.5	25.0	0.0	25.0	26.3	0.0	26.3	26.3	0.0	26.3	26.9	0.0	26.9	27.6	0.0	27.6
Buildings - Health (Regions)	LOCAL	76.4	0.0	76.4	94.9	0.0	94.9	97.3	0.0	97.3	99.7	0.0	99.7	102.2	0.0	102.2	104.8	0.0	104.8
Equipment (Regions)	LOCAL	7.9	0.0	7.9	3.3	0.0	3.3	3.4	0.0	3.4	3.5	0.0	3.5	3.6	0.0	3.6	3.6	0.0	3.6
Equipment - Health	LOCAL	1.1	0.0	1.1	3.0	0.0	3.0	3.1	0.0	3.1	3.2	0.0	3.2	3.2	0.0	3.2	3.3	0.0	3.3
Equipment - Medical	LOCAL	7.0	0.0	7.0	12.0	0.0	12.0	12.3	0.0	12.3	12.6	0.0	12.6	12.9	0.0	12.9	13.2	0.0	13.2
Furniture & Equipment - Regions	LOCAL	40.1	0.0	40.1	41.2	0.0	41.2	42.2	0.0	42.2	43.3	0.0	43.3	44.4	0.0	44.4	45.5	0.0	45.5
Furniture & Equipment - Health	LOCAL	0.5	0.0	0.5	1.5	0.0	1.5	1.5	0.0	1.5	1.6	0.0	1.6	1.6	0.0	1.6	1.7	0.0	1.7
HIS/AIDS	CIDA/IDA	174.6	174.6	0.0	280.0	280.0	0.0	646.4	646.4	0.0	775.2	775.2	0.0	799.5	799.5	0.0	721.0	0.0	0.0
Technical Assistance	IDB	88.9	84.2	4.7	0.0	0.0	0.0	0.0	0.0	0.0	0.0	0.0	0.0	0.0	0.0	0.0	0.0	0.0	0.0
Land & Water Transport	LOCAL	0.9	0.0	0.9	10.0	0.0	10.0	10.3	0.0	10.3	10.5	0.0	10.5	10.8	0.0	10.8	11.0	0.0	11.0
Land Transport	LOCAL	0.0	0.0	0.0	14.0	0.0	14.0	14.4	0.0	14.4	14.7	0.0	14.7	15.1	0.0	15.1	15.5	0.0	15.5
Doctor's Quarters	LOCAL	13.6	0.0	13.6	20.0	0.0	20.0	20.5	0.0	20.5	21.0	0.0	21.0	21.5	0.0	21.5	22.1	0.0	22.1
Health Sector Programme	IDB	9.8	9.8	0.0	160.0	150.0	10.0	0.0	0.0	0.0	0.0	0.0	0.0	0.0	0.0	0.0	0.0	0.0	0.0
Basic Nutrition	IDB	36.2	32.3	3.9	165.0	150.0	15.0	336.6	306.0	30.6	380.6	346.0	34.6	268.8	244.4	24.4	0.0	0.0	0.0
New Amsterdam Hospital	Japan	457.7	447.3	10.4	8.0	0.0	8.0	0.0	0.0	0.0	0.0	0.0	0.0	0.0	0.0	0.0	0.0	0.0	0.0
Public Hospital Corporation	LOCAL	26.6	0.0	26.6	30.0	0.0	30.0	30.8	0.0	30.8	31.5	0.0	31.5	32.3	0.0	32.3	33.1	0.0	33.1
<b>Targeted Poverty Programmes</b>		<b>1366.4</b>	<b>881.4</b>	<b>485.0</b>	<b>2953.6</b>	<b>2115.8</b>	<b>837.8</b>	<b>2096.1</b>	<b>1488.0</b>	<b>608.1</b>	<b>2093.0</b>	<b>1488.8</b>	<b>614.2</b>	<b>1516.6</b>	<b>910.6</b>	<b>606.0</b>	<b>1176.2</b>	<b>550.8</b>	<b>626.4</b>
Simap - Phase III	IDB	319.9	270.7	49.3	379.6	240.0	139.6	561.0	510.0	51.0	448.8	408.0	40.8	314.2	285.6	28.6	381.5	346.8	34.7
Simap - Rehab of Disaster Communities	IDB	0.0	0.0	0.0	644.4	550.8	93.6	0.0	0.0	0.0	0.0	0.0	0.0	0.0	0.0	0.0	0.0	0.0	0.0
Basic Needs Trust Fund 5	CDB	203.1	118.1	85.0	605.0	525.0	80.0	428.0	428.0	0.0	448.8	448.8	0.0	204.0	204.0	0.0	224.0	204.0	20.4
Rural Support Project	IFAD/CDB	501.3	492.6	8.7	808.0	800.0	8.0	577.5	550.0	27.5	642.6	612.0	30.6	442.1	421.0	21.1	0.0	0.0	0.0
Poverty Programme	LOCAL	342.0	0.0	342.0	516.6	0.0	516.6	529.6	0.0	529.6	542.8	0.0	542.8	556.4	0.0	556.4	570.3	0.0	570.3
<b>HOUSING SERVICES</b>		<b>2561.2</b>	<b>1469.9</b>	<b>1091.3</b>	<b>2762.7</b>	<b>1950.0</b>	<b>812.7</b>	<b>2359.0</b>	<b>1662.2</b>	<b>696.8</b>	<b>2264.7</b>	<b>1579.8</b>	<b>684.9</b>	<b>1690.9</b>	<b>1084.8</b>	<b>606.1</b>	<b>1594.5</b>	<b>987.4</b>	<b>607.1</b>
Low Income Settlement	IDB	1355.0	1308.8	46.3	1287.0	1050.0	237.0	636.5	530.4	106.1	489.6	408.0	81.6	0.0	0.0	0.0	0.0	0.0	0.0
Infrastructure Development & Building	LOCAL	603.5	0.0	603.5	435.0	0.0	435.0	445.0	0.0	445.0	457.0	0.0	457.0	468.4	0.0	468.4	480.2	0.0	480.2
Infrastructure Development	LOCAL	13.6	0.0	13.6	14.9	0.0	14.9	15.3	0.0	15.3	15.7	0.0	15.7	16.0	0.0	16.0	16.4	0.0	16.4
Development of Housing Areas	EU	65.5	65.5	0.0	200.0	200.0	0.0	275.0	275.0	0.0	315.0	315.0	0.0	330.0	330.0	0.0	355.0	355.0	0.0
Electrification Programme	IDB	495.7	95.7	400.0	783.0	700.0	83.0	942.5	856.8	85.7	942.5	856.8	85.7	830.3	754.8	75.5	695.6	632.4	63.2
Land Development (Regions)	LOCAL	27.9	0.0	27.9	42.8	0.0	42.8	43.9	0.0	43.9	45.0	0.0	45.0	46.1	0.0	46.1	47.2	0.0	47.2
<b>COMMUNITY SERVICES</b>		<b>1052.4</b>	<b>907.7</b>	<b>444.6</b>	<b>1811.2</b>	<b>1250.0</b>	<b>561.2</b>	<b>1691.1</b>	<b>1121.0</b>	<b>570.1</b>	<b>2196.7</b>	<b>1534.8</b>	<b>661.9</b>	<b>419.1</b>	<b>90.0</b>	<b>419.1</b>	<b>429.6</b>	<b>90.0</b>	<b>429.6</b>
Amerindian Development	LOCAL	56.8	0.0	56.8	62.5	0.0	62.5	64.1	0.0	64.1	65.7	0.0	65.7	67.3	0.0	67.3	69.0	0.0	69.0
National Sports Commission	LOCAL	9.0	0.0	9.0	9.0	0.0	9.0	9.2	0.0	9.2	9.5	0.0	9.5	9.7	0.0	9.7	9.9	0.0	9.9
National Trust	LOCAL	5.6	0.0	5.6	4.5	0.0	4.5	4.6	0.0	4.6	4.7	0.0	4.7	4.8	0.0	4.8	5.0	0.0	5.0
Entrepreneurial Skills Training	LOCAL	15.9	0.0	15.9	0.0	0.0	0.0	0.0	0.0	0.0	0.0	0.0	0.0	0.0	0.0	0.0	0.0	0.0	0.0
Tourism Development	LOCAL	4.9	0.0	4.9	6.0	0.0	6.0	6.2	0.0	6.2	6.3	0.0	6.3	6.5	0.0	6.5	6.6	0.0	6.6
Project Development & Assistance	LOCAL	268.7	0.0	268.7	270.0	0.0	270.0	276.8	0.0	276.8	283.7	0.0	283.7	290.8	0.0	290.8	298.0	0.0	298.0
Umana Yana	LOCAL	1.0	0.0	1.0	1.0	0.0	1.0	1.1	0.0	1.1	1.1	0.0	1.1	1.1	0.0	1.1	1.1	0.0	1.1
Urban Development Programme	IDB	330.4	282.3	48.1	424.8	380.0	44.8	513.6	428.0	85.6	758.9	632.4	126.5	126.5	0.0	126.5	126.5	0.0	126.5
JDB for Disaster Reconstruction	IDB	0.0	0.0	0.0	647.4	520.0	127.4	513.6	428.0	85.6	758.9	632.4	126.5	126.5	0.0	126.5	126.5	0.0	126.5
Linden Economic Advancement Program	EU	265.4	265.4	0.0	250.0	250.0	0.0	265.0	265.0	0.0	270.0	270.0	0.0	0.0	0.0	0.0	0.0	0.0	0.0
Youth Initiative Programme	LOCAL	19.1	0.0	19.1	15.0	0.0	15.0	15.4	0.0	15.4	15.8	0.0	15.8	16.2	0.0	16.2	16.6	0.0	16.6
Youth and Sports	LOCAL	2.2	0.0	2.2	1.2	0.0	1.2	1.2	0.0	1.2	1.3	0.0	1.3	1.3	0.0	1.3	1.3	0.0	1.3
Solid Waste Disposal	IDB	73.4	60.0	13.4	120.0	100.0	20.0	20.5	0.0	20.5	21.0	0.0	21.0	21.5	0.0	21.5	22.1	0.0	22.1
<b>WATER</b>		<b>1161.4</b>	<b>1009.6</b>	<b>171.8</b>	<b>1072.1</b>	<b>740.0</b>	<b>332.1</b>	<b>2113.7</b>	<b>1672.4</b>	<b>441.3</b>	<b>2398.1</b>	<b>1917.2</b>	<b>480.9</b>	<b>2028.6</b>	<b>1570.8</b>	<b>457.8</b>	<b>1734.6</b>	<b>1264.8</b>	<b>466.8</b>
Guyana Water Inc	IDB	0.0	0.0	0.0	457.7	400.0	57.7	758.9	632.4	126.5	856.8	714.0	142.8	734.4	612.0	122.4	734.4	612.0	122.4
GR&SP Re-programming for Disaster Areas	IDB	0.0	0.0	0.0	64.3	58.0	6.3	0.0	0.0	0.0	0.0	0.0	0.0	0.0	0.0	0.0	0.0	0.0	0.0
Pure Water Supply - GDF	LOCAL	8.0	0.0	8.0	8.0	0.0	8.0	8.2	0.0	8.2	8.4	0.0	8.4	8.6	0.0	8.6	8.8	0.0	8.8
Limline - Water Supply	EU	163.7	163.7	0.0	160.0	160.0	0.0	164.0	164.0	0.0	168.0	168.0	0.0	172.0	172.0	0.0	177.0	177.0	0.0
Rural Water (Hinterland)	LOCAL	10.4	0.0	10.4	10.6	0.0	10.6	10.9	0.0	10.9	11.2	0.0	11.2	11.5	0.0	11.5	11.8	0.0	11.8

ANNEX F - PUBLIC SECTOR INVESTMENT PROGRAM, 2004-2009

(G\$ million)

PROJECT	EXPENDITURE 2004			REVISED BUDGET 2005			BUDGET 2006			BUDGET 2007			BUDGET 2008			BUDGET 2009		
	Total	External	Local	Total	External	Local	Total	External	Local	Total	External	Local	Total	External	Local	Total	External	Local
Water Supply Technical Assistance/Rehab	874.0	845.8	28.2	282.0	282.0	0.0	336.6	306.0	30.6	516.1	469.2	46.9	426.4	387.6	38.8	434.1	387.6	46.5
Water Supply Rehabilitation	0.0	0.0	0.0	0.0	0.0	0.0	741.3	734.0	7.3	741.3	734.0	7.3	576.9	571.2	5.7	267.9	265.2	2.7
Water Supply - Regions	4.8	0.0	4.8	5.5	0.0	5.5	5.6	0.0	5.6	5.8	0.0	5.8	5.9	0.0	5.9	6.1	0.0	6.1
Coastal Water Supply	120.5	0.0	120.5	230.0	0.0	230.0	235.8	0.0	235.8	241.6	0.0	241.6	247.7	0.0	247.7	253.9	0.0	253.9
<b>GENERAL PUBLIC SERVICES</b>	<b>4022.6</b>	<b>1972.6</b>	<b>2050.0</b>	<b>2716.6</b>	<b>701.9</b>	<b>2014.7</b>	<b>3126.5</b>	<b>1708.8</b>	<b>1417.7</b>	<b>3381.5</b>	<b>1947.0</b>	<b>1434.5</b>	<b>3617.8</b>	<b>2144.2</b>	<b>1473.6</b>	<b>3770.8</b>	<b>2280.2</b>	<b>1510.6</b>
<b>ADMINISTRATION &amp; PLANNING</b>	<b>1070.3</b>	<b>212.6</b>	<b>857.7</b>	<b>1520.1</b>	<b>701.9</b>	<b>818.3</b>	<b>2538.9</b>	<b>1708.8</b>	<b>830.1</b>	<b>2779.2</b>	<b>1947.0</b>	<b>832.2</b>	<b>3000.5</b>	<b>2144.2</b>	<b>866.3</b>	<b>3138.0</b>	<b>2280.2</b>	<b>877.8</b>
Building -- Cultural Center	3.5	0.0	3.5	10.0	0.0	10.0	10.3	0.0	10.3	10.5	0.0	10.5	10.8	0.0	10.8	11.0	0.0	11.0
Buildings	14.6	0.0	14.6	12.9	0.0	12.9	13.2	0.0	13.2	13.6	0.0	13.6	13.9	0.0	13.9	14.2	0.0	14.2
Buildings - Administration (Regions)	16.8	0.0	16.8	5.9	0.0	5.9	6.0	0.0	6.0	6.2	0.0	6.2	6.3	0.0	6.3	6.5	0.0	6.5
Bureau of Standards	5.0	0.0	5.0	12.0	0.0	12.0	12.3	0.0	12.3	12.6	0.0	12.6	12.9	0.0	12.9	13.2	0.0	13.2
Director of Public Prosecution	1.9	0.0	1.9	2.5	0.0	2.5	2.6	0.0	2.6	2.6	0.0	2.6	2.7	0.0	2.7	2.8	0.0	2.8
Equipment	4.4	0.0	4.4	3.5	0.0	3.5	3.6	0.0	3.6	3.7	0.0	3.7	3.8	0.0	3.8	3.9	0.0	3.9
Furniture & Equipment	40.9	0.0	40.9	35.6	0.0	35.6	36.5	0.0	36.5	37.4	0.0	37.4	38.3	0.0	38.3	39.3	0.0	39.3
Furniture & Equipment (Regions)	6.4	0.0	6.4	5.9	0.0	5.9	6.0	0.0	6.0	6.2	0.0	6.2	6.4	0.0	6.4	6.5	0.0	6.5
Furniture and Equipment - (Education Re)	0.5	0.0	0.5	0.5	0.0	0.5	0.5	0.0	0.5	0.5	0.0	0.5	0.5	0.0	0.5	0.6	0.0	0.6
Furniture -- Staff Quarters	0.4	0.0	0.4	0.4	0.0	0.4	0.4	0.0	0.4	0.4	0.0	0.4	0.4	0.0	0.4	0.4	0.0	0.4
Government Buildings	450.6	0.0	450.6	215.3	0.0	215.3	220.6	0.0	220.6	226.2	0.0	226.2	231.8	0.0	231.8	237.6	0.0	237.6
Government Information Agency	1.5	0.0	1.5	5.0	0.0	5.0	5.1	0.0	5.1	5.3	0.0	5.3	5.4	0.0	5.4	5.5	0.0	5.5
Guyana Energy Agency	0.5	0.0	0.5	2.9	0.0	2.9	3.0	0.0	3.0	3.0	0.0	3.0	3.1	0.0	3.1	3.2	0.0	3.2
Guyana Revenue Authority	53.0	0.0	53.0	75.0	0.0	75.0	76.9	0.0	76.9	78.8	0.0	78.8	80.8	0.0	80.8	82.8	0.0	82.8
Land and Water Transport	9.5	0.0	9.5	13.7	0.0	13.7	14.0	0.0	14.0	14.4	0.0	14.4	14.8	0.0	14.8	15.1	0.0	15.1
Land Transport (Regions)	8.5	0.0	8.5	9.2	0.0	9.2	9.5	0.0	9.5	9.7	0.0	9.7	10.0	0.0	10.0	10.2	0.0	10.2
Minor Works	48.9	0.0	48.9	50.0	0.0	50.0	51.3	0.0	51.3	52.5	0.0	52.5	53.8	0.0	53.8	55.2	0.0	55.2
Office & Residence of the President	22.6	0.0	22.6	24.0	0.0	24.0	24.6	0.0	24.6	25.2	0.0	25.2	25.8	0.0	25.8	26.5	0.0	26.5
Office Equipment	3.8	0.0	3.8	4.1	0.0	4.1	4.2	0.0	4.2	4.3	0.0	4.3	4.4	0.0	4.4	4.5	0.0	4.5
Office Equipment and Furniture	1.1	0.0	1.1	4.1	0.0	4.1	4.2	0.0	4.2	4.3	0.0	4.3	4.4	0.0	4.4	4.5	0.0	4.5
Office Furniture and Equipment	4.6	0.0	4.6	0.0	0.0	0.0	0.0	0.0	0.0	0.0	0.0	0.0	0.0	0.0	0.0	0.0	0.0	0.0
Office Furniture and Equipment (Regions)	5.9	0.0	5.9	6.4	0.0	6.4	6.6	0.0	6.6	6.7	0.0	6.7	6.9	0.0	6.9	7.1	0.0	7.1
Other Equipment (Regions)	5.0	0.0	5.0	20.0	0.0	20.0	20.5	0.0	20.5	21.0	0.0	21.0	21.5	0.0	21.5	22.1	0.0	22.1
Parliament Office	23.7	0.0	23.7	45.0	0.0	45.0	46.1	0.0	46.1	47.3	0.0	47.3	48.5	0.0	48.5	49.7	0.0	49.7
Public Service Appellate Tribunal	1.9	0.0	1.9	2.0	0.0	2.0	2.1	0.0	2.1	2.1	0.0	2.1	2.2	0.0	2.2	2.2	0.0	2.2
Public Service Commission	1.2	0.0	1.2	1.0	0.0	1.0	1.0	0.0	1.0	1.1	0.0	1.1	1.1	0.0	1.1	1.1	0.0	1.1
Ethnic Relations Commission	1.8	0.0	1.8	3.4	0.0	3.4	3.5	0.0	3.5	3.6	0.0	3.6	3.7	0.0	3.7	3.8	0.0	3.8
Guyana Elections Commission	20.1	0.0	20.1	50.0	0.0	50.0	51.3	0.0	51.3	52.5	0.0	52.5	53.8	0.0	53.8	55.2	0.0	55.2
National Parks Commission	3.6	0.0	3.6	4.0	0.0	4.0	4.1	0.0	4.1	4.2	0.0	4.2	4.3	0.0	4.3	4.4	0.0	4.4
Supreme/Magistrate Court	11.6	0.0	11.6	40.0	0.0	40.0	41.0	0.0	41.0	42.0	0.0	42.0	43.1	0.0	43.1	44.2	0.0	44.2
Strengthening the Registry	74.1	55.9	18.2	18.9	8.9	10.0	10.3	0.0	10.3	10.5	0.0	10.5	10.8	0.0	10.8	11.0	0.0	11.0
National Communication Network	19.4	0.0	19.4	25.0	0.0	25.0	25.6	0.0	25.6	26.3	0.0	26.3	26.9	0.0	26.9	27.6	0.0	27.6
NGO Support Programme PL480	3.7	0.0	3.7	4.5	0.0	4.5	4.6	0.0	4.6	4.7	0.0	4.7	4.8	0.0	4.8	5.0	0.0	5.0
Public Sector Technical Assist. Credit	112.0	112.0	0.0	161.0	140.0	21.0	161.0	0.0	161.0	161.0	0.0	161.0	161.0	0.0	161.0	161.0	0.0	161.0
Institutional Strengthening -- Legal Affairs	6.7	3.9	2.8	11.5	8.0	3.5	11.5	0.0	11.5	11.5	0.0	11.5	11.5	0.0	11.5	11.5	0.0	11.5
Institutional Strengthening -- Auditor General	0.0	0.0	0.0	40.0	40.0	0.0	40.0	0.0	40.0	40.0	0.0	40.0	40.0	0.0	40.0	40.0	0.0	40.0
Institutional Strengthening -- Finance	4.5	0.0	4.5	50.0	50.0	0.0	50.0	0.0	50.0	50.0	0.0	50.0	50.0	0.0	50.0	50.0	0.0	50.0
Public Sector Financial Management	18.4	15.5	2.9	5.0	0.0	5.0	6.73.2	612.0	612.0	673.2	612.0	612.0	493.7	448.8	44.9	336.6	306.0	30.6
Social Statistics Project	17.7	0.0	17.7	185.0	140.0	45.0	289.8	244.8	45.0	149.9	142.8	7.1	128.5	122.4	6.1	0.0	0.0	0.0
Public Sector Modernisation Program	0.0	0.0	0.0	15.0	15.0	0.0	104.6	102.0	2.6	167.3	163.2	4.1	271.6	265.0	6.6	376.4	367.2	9.2
Fiscal and Financial Management Programme	39.0	25.3	13.7	340.0	300.0	40.0	750.0	750.0	0.0	825.0	825.0	0.0	900.0	900.0	0.0	975.0	975.0	0.0
Competitiveness Program	0.0	0.0	0.0	0.0	0.0	0.0	0.0	0.0	0.0	224.4	204.0	20.4	448.8	408.0	40.8	673.2	612.0	61.2
<b>CONTRIBUTION TO INTERNATIONAL AGENCIES</b>	<b>1902.6</b>	<b>1760.0</b>	<b>142.6</b>	<b>173.2</b>	<b>0.0</b>	<b>173.2</b>	<b>0.0</b>	<b>0.0</b>	<b>0.0</b>	<b>0.0</b>	<b>0.0</b>	<b>0.0</b>	<b>0.0</b>	<b>0.0</b>	<b>0.0</b>	<b>0.0</b>	<b>0.0</b>	<b>0.0</b>
Caribbean Development Bank	112.7	0.0	112.7	126.0	0.0	126.0	0.0	0.0	0.0	0.0	0.0	0.0	0.0	0.0	0.0	0.0	0.0	0.0
Inter-American Investment Corporation	21.0	0.0	21.0	22.0	0.0	22.0	0.0	0.0	0.0	0.0	0.0	0.0	0.0	0.0	0.0	0.0	0.0	0.0
Caribbean Court of Justice	1760.0	1760.0	0.0	0.0	0.0	0.0	0.0	0.0	0.0	0.0	0.0	0.0	0.0	0.0	0.0	0.0	0.0	0.0
Inter-American Development Bank	8.9	0.0	8.9	25.2	0.0	25.2	0.0	0.0	0.0	0.0	0.0	0.0	0.0	0.0	0.0	0.0	0.0	0.0
<b>OTHER CAPITAL TRANSFERS</b>	<b>445.0</b>	<b>0.0</b>	<b>445.0</b>	<b>450.0</b>	<b>0.0</b>	<b>450.0</b>	<b>0.0</b>	<b>0.0</b>	<b>0.0</b>	<b>0.0</b>	<b>0.0</b>	<b>0.0</b>	<b>0.0</b>	<b>0.0</b>	<b>0.0</b>	<b>0.0</b>	<b>0.0</b>	<b>0.0</b>
Student Loan Fund	340.0	0.0	340.0	450.0	0.0	450.0	0.0	0.0	0.0	0.0	0.0	0.0	0.0	0.0	0.0	0.0	0.0	0.0
Loan to Public Corporation	105.0	0.0	105.0	0.0	0.0	0.0	0.0	0.0	0.0	0.0	0.0	0.0	0.0	0.0	0.0	0.0	0.0	0.0

ANNEX F - PUBLIC SECTOR INVESTMENT PROGRAM, 2004-2009  
(G\$ million)

PROJECT	EXPENDITURE 2004		REVISED BUDGET 2005		BUDGET 2006		BUDGET 2007		BUDGET 2008		BUDGET 2009	
	Total	Local	Total	Local	Total	Local	Total	Local	Total	Local	Total	Local
<b>PUBLIC SAFETY</b>												
Agri. Equipment - Prisons	604.7	0.0	573.3	0.0	587.6	587.6	602.3	0.0	617.3	0.0	632.8	0.0
Buildings - Home Affairs	2.1	0.0	2.0	0.0	2.1	2.1	2.1	0.0	2.2	0.0	2.2	0.0
	2.5	0.0	2.6	0.0	2.7	2.7	2.7	0.0	2.8	0.0	2.9	0.0
Buildings - Prisons	24.3	0.0	25.0	0.0	25.6	25.6	26.3	0.0	26.9	0.0	27.6	0.0
Comm. Equipment - Fire	3.5	0.0	2.8	0.0	2.9	2.9	2.9	0.0	3.0	0.0	3.1	0.0
Equipment & Furniture - Police	17.5	0.0	16.0	0.0	16.4	16.4	16.8	0.0	17.2	0.0	17.7	0.0
Equipment & Furniture - Fire	1.6	0.0	1.0	0.0	1.0	1.0	1.1	0.0	1.1	0.0	1.1	0.0
Equipment (Home Affairs)	0.6	0.0	0.6	0.0	1.0	1.0	1.1	0.0	1.1	0.0	1.1	0.0
Equipment - Police	109.6	0.0	105.0	0.0	107.6	107.6	110.3	0.0	113.1	0.0	115.9	0.0
Equipment - GDF	50.0	0.0	51.0	0.0	52.3	52.3	53.6	0.0	54.9	0.0	56.3	0.0
Guyana Defence Force	49.9	0.0	50.0	0.0	51.3	51.3	52.5	0.0	53.8	0.0	55.2	0.0
Infrastructure -- GDF	12.4	0.0	15.0	0.0	15.4	15.4	15.8	0.0	16.2	0.0	16.6	0.0
Fire Ambulances & Stations	15.5	0.0	25.0	0.0	25.6	25.6	26.3	0.0	26.9	0.0	27.6	0.0
Furniture & Equipment - Admin (Regions)	2.6	0.0	2.4	0.0	2.4	2.4	2.5	0.0	2.5	0.0	2.6	0.0
General Registrar Office	2.8	0.0	3.5	0.0	3.6	3.6	3.7	0.0	3.8	0.0	3.9	0.0
Land & Water Transport - Fire	38.9	0.0	19.0	0.0	19.5	19.5	20.0	0.0	20.5	0.0	21.0	0.0
Land & Water Transport - Prisons	4.2	0.0	3.0	0.0	3.1	3.1	3.2	0.0	3.2	0.0	3.3	0.0
Land & Water Transport - Police	160.8	0.0	90.0	0.0	92.3	92.3	94.6	0.0	96.9	0.0	99.3	0.0
Other Equipment - Prisons	8.1	0.0	3.0	0.0	3.1	3.1	3.2	0.0	3.2	0.0	3.3	0.0
Police Complaints Authority	0.3	0.0	0.0	0.0	0.0	0.0	0.0	0.0	0.0	0.0	0.0	0.0
Police Stations & Buildings	79.5	0.0	141.0	0.0	144.5	144.5	148.1	0.0	151.8	0.0	155.6	0.0
Tools & Equipment - Fire	18.2	0.0	15.0	0.0	15.4	15.4	15.8	0.0	16.2	0.0	16.6	0.0

**Annexe G: List of Invitees**  
**National Review**  
**Poverty Reduction Strategy Progress Report, 2005**  
**Wednesday, August 3, 2005, Le Meridien Pegasus**

**Members of Parliament**

Mr. H. F. Mohamed  
Mr. C. Belgrave, C.C.H., J.P.  
Mr. D. Ramoutar  
Mr. J. R. Gajraj  
Mr. Husman Alli  
Mr. K. Chand  
Mr. I. Chandrapal  
Mr. B. DeSantos  
Ms. S. V. Edwards  
Mr. O. Lumumba  
Mr. H. Mohan  
Mr. R. C. Rajkumar  
Mr. Dr. B. Ramsaran  
Mr. P. Sahoye-Shury  
Ms. P. Suhkai  
Mr. Z. Mustapha  
Mr. Neendkumar  
Mr. K. Ramjattan  
Mr. R. Corbin  
Mr. W. Murray  
Ms. C. S. Riehl  
Mr. L. Carberry  
Mr. I. Allen  
Ms. D. Backer  
Mr. D. Bernard  
Mr. S. Ming  
Mr. V. Alexander  
Mr. R. Trotman  
Mr. B. Williams  
Ms. V. Lawrence  
Dr. D. Joseph

Ms. A. Ally  
Ms. S. Adams  
Mr. J. Khan  
Dr. G. Norton  
Ms. M. Peterkin  
Mr. J. McAllister  
Dr. C. M. Hanoman  
Ms. L. Nestor  
Mr. A Kadir  
Mr. Ricky Khan  
Ms. R. Bancroft  
Mr. N. Ally  
Ms. J. David  
Ms. G. Allen  
Ms. S. Holder  
Ms. S. J. Melville  
Mr. R. Dev

**Ministers of the Government**

Hon. Prime Minister  
Minister of Education, Dr. H. Jeffrey  
Minister of Finance, Mr. S. Kowlessar  
Minister of Fisheries, Crops and Livestock,  
Mr. S. Sawh  
Minister of Foreign Affairs, Mr. R. Insanally  
Minister of Foreign Trade & International  
Cooperation, Mr. C. Rohee  
Minister of Health, Dr. L. Ramsammy  
Minister of Home Affairs, Ms. Gail Teixeira  
Minister of Housing and Water, Mr. S. Baksh  
Minister of Labour, Dr. D. Bisnauth  
Minister of Legal Affairs, Mr. D. Singh

**Annexe G: List of Invitees**  
**National Review**  
**Poverty Reduction Strategy Progress Report, 2005**  
**Wednesday, August 3, 2005, Le Meridien Pegasus**

Minister of Local Government, Mr. H. Nokta  
Minister in the Ministry of Local Government  
Mr. C. Collymore  
Minister of Public Works and  
Communications Mr. A. Xavier  
Minister of Tourism, Industry and  
Commerce, Mr. M. Nadir  
Minister of Amerindian Affairs, Ms. Carolyn  
Rodrigues  
Minister of the Public Service, Dr. Jennifer  
Ann Westford  
Minister Parliamentary Affairs, Mr. Reepu  
Daman Persaud

**Officials, Office of the President**

Mr. N. Chandarpal , Presidential Advisor on  
Sustainable Development  
Mr. K. Lall, Presidential Advisor on Political  
Affairs  
Mr. F. Mohammed, Presidential Advisor on  
Internal Affairs  
Mr. H. Ally, Deputy Head of the Presidential  
Secretariat

**Steering Committee**

Mr. T. Karimullah  
Mr. Pat Dial  
Mr. R. Persaud  
Mr. R. Kirton  
Mr. A. Jagnandan  
Mr. F. DeAbreu  
Mr. H. Dyett

Mr. R. Gilbert  
Mr. S. Dhamramkumar

**Donor Community**

Ms. L. Hanmer, World Bank  
Mr. A. Interlandi, US Embassy,  
Representing Ambassador R. Bullen  
Dr. L. Sands, USAID  
Dr. B. Theodore Gandi, PAHO  
Ms. C. Hanmer, UNDP  
Mr. S. Varas Olea, IDB  
Ms. M. Ribeiro, UNICEF  
Mr. S. Rizavi  
Mr. D. Moses, OAS  
Mr. J. Baxter, DFID  
High Commiditioner Mr. S. Hiscock, British  
High Commission  
High Commissioner Mr. B. Picard, Canadian  
High Commission  
Mr. M. Kam, CIDA  
Mr. Per Eklund, Delegate, European Union

**Regional Chairmen, Executive Officers,  
PRS Coordinators, Alternates and  
representatives of Regional NGOs**

**Region 1**

Mr. N. Whittaker  
Mr. I. Dass

**Region 2**

Mr. A. Baksh  
Mr. Deonarine  
Women's Affairs Bureau

**Annexe G: List of Invitees**  
**National Review**  
**Poverty Reduction Strategy Progress Report, 2005**  
**Wednesday, August 3, 2005, Le Meridien Pegasus**

**Region 3**

Mr. Esau Dookie  
Mr. Iqbal Khan  
Mr. R. Sami  
Ms. P. Ranglall  
Mr. A. Simon  
Sunshine Women's Group

**Region 4**

Mr. A. Munroe  
Mr. M. Deen  
Mr. G. Critchlow  
Ms. S. Hack  
Mr. E. Anderson  
Mr. S. Madramootoo  
Ms. J. Bentick

**Region 5**

Mr. H. Baldeo  
Mr. J. Narine  
Ms. S. Baldeo  
Mr. M. Welch  
West Berbice Cattle Farmers' Association  
Women of Destiny  
Bath Women's Group

**Region 6**

Mr. K. Ramdass  
Mr. N. Persaud  
Ms. K. Archer  
Mr. F. Jaffarally  
Ms. P. Henry  
Rice Producers' Association (Berbice)

**Region 7**

Mr. G. Bradford

Mr. G. Misir

**Region 8**

Mr. Senor Bell  
Mr. P. Ramoutar

**Region 10**

Mr. M. Mingo  
Mr. H. Rodney  
H. Lord  
Mr. R. Craig  
No. 47 Village Council, Mabura  
Interim Management Committee, Linden  
Youth in Development  
Linden Economic Advancement Programme  
Linden Hospital

**Permanent Secretaries and Heads of Agencies**

Dr. D. Permaul, Ministry of Agriculture  
Dr. N. Gopaul, Public Service Ministry  
Ms. S. Roopnauth, Ministry of Health  
Mr. B. Balraj, Ministry of Public Works and Communication  
Mr. T. Thomas, Ministry of Labour, Human Services and Social Security  
Ms. J. Webster, Office of the President  
Ms. A. Johnson, Ministry of Home Affairs  
Mr. P. Kandhi, Ministry of Education  
Mr. W. Browne, Ministry of Education  
Lt. Col. K. Booker, Ministry of Culture, Youth and Sport  
Ms. C. Moore, Ministry of Housing and Water



**Annexe G: List of Invitees**  
**National Review**  
**Poverty Reduction Strategy Progress Report, 2005**  
**Wednesday, August 3, 2005, Le Meridien Pegasus**

Ms. M. Ali, Ministry of Legal Affairs  
Mr. J. Geer, Public Service Commission  
Mr. J. Isaacs, Ministry of Foreign Trade and International Co-operation  
Mr. R. Brotherson, Ministry of Amerindian Affairs  
Mr. K. Jordan, Ministry of Tourism, Industry and Commerce  
Mr. G. Persaud, Ministry of Local Government & Regional Development  
Mr. G. Da Silva, GoInvest  
Mr. S. Isaacs, Clerk of the National Assembly  
Ms. L. Coonjah, Deputy Clerk, National Assembly  
Mr. K. Sattaur, Guyana Revenue Authority  
Mr. A. Rahim, SIMAP  
Ms. L. Baird, Ministry of Finance  
Dr. A. Singh, Ministry of Finance  
Mr. H. Autar, Ministry of Finance  
Mr. T. Balgobin, Project Cycle Unit  
Mr. C. Roopchand, State Planning Secretariat  
Mr. D. De Clou, National Procurement and Tender Administration  
Mr. A. Bishop, Guyana Land and Surveys Commission  
Mr. R. Narine, National Drainage and Irrigation Board  
Mr. W. Brassington, Privatisation Unit  
Ms. S. Ali-Hack, Director of Public Prosecutions Office

Mr. J. Singh, Forestry Commission  
Mr. L. Williams, Governor, Bank of Guyana  
Ms. E. Hamilton, Ministry of Education  
Ms. S. Ramlall, Supreme Court of the Judiciary  
Ms. M. Boyce, Ministry of Local Government  
Mr. R. Benn, Geology & Mines Commission  
Mr. Lennox Benjamin, Bureau of Statistics  
Dr. Leslie Chin, Institute of Private Sector Development  
Dr. S. Narine, Institute of Applied Science and Technology  
Mr. D. Persaud, Environmental Protection Agency

**NGOs**

Guyana Islamic Trust  
Central Islamic Organization of Guyana  
Guyana Trade Union Congress  
Guyana Labour Union  
Guyana Public Service Union  
Guyana Agricultural Workers' Union  
Clerical and Commercial Workers' Union  
General Workers' Union  
Local Government Workers' Union  
Red Thread Women's Development Organisation  
African Cultural Development Association  
Amerindian People's Association  
Guyanese Organization of Indigenous Peoples

**Annexe G: List of Invitees**  
**National Review**  
**Poverty Reduction Strategy Progress Report, 2005**  
**Wednesday, August 3, 2005, Le Meridien Pegasus**

Guyana Human Rights Association

Rural Women's Network

Guyana Consumers' Association

Habitat for Humanity

National Commission on Disabilities

Hindu Dharmic Sabha

**Private Sector**

Private Sector Commission

Georgetown Chamber of Commerce

Consultative Association of Guyanese Industry

Guyana Manufacturers' Association

IPED

**Others**

Dr. Juan Edghill, Ethnic Relations Commission

Mr. Vidya Kissoon, UNDP (DevNet)