

The Kyrgyz Republic

# **MILLENNIUM DEVELOPMENT GOALS PROGRESS REPORT**

Bishkek 2003

## Contents

Foreword .....	5
Introduction .....	6
<b>Social and Economic Context of the Country's Development.....</b>	<b>11</b>
Goal 1. Eradication of Extreme Poverty .....	13
Goal 2. Education .....	17
Goal 3. Gender Equality.....	21
Goal 4. Reduction of Child Mortality .....	24
Goal 5. Improvement of Maternal Health .....	27
Goal 6. Combating HIV/AIDS and Other Diseases.....	30
Goal 7. Environmental Sustainability .....	35
Goal 8. Global Partnership for Development.....	39
<b>Conclusions</b> .....	<b>44</b>
Annex 1. Capacity for monitoring and reporting MDG-progress .....	45
Annex 2. United Nations Millennium Declaration .....	46
Annex 3. Indicators recommended for MDG monitoring at global level .....	53

### List of illustrations

Diagram 1. Map of the Kyrgyz Republic .....	11
Diagram 2. Extreme poverty level .....	13
Diagram 3. Extreme poverty and income inequality indicators .....	14
Diagram 4. Extreme poverty in 2001 by oblast .....	14
Diagram 5. Malnutrition .....	15
Diagram 6. Calory intake and nutrition structure of the population in 2001.....	15
Diagram 7. Literacy rate of 15-24 year-olds .....	17
Diagram 8. Net enrolment ratio in basic secondary education.....	18
Diagram 9. Gender equality indicators .....	21
Diagram 10. Child mortality indicators (per 1000 live births).....	24
Diagram 11. Regional child Mortality in 2001 .....	25
Diagram 12. Proportion of 1 year-old children immunized against measles.....	25
Diagram 13. Maternal mortality ratio (per 100 000 live births) .....	27
Diagram 14. Maternal mortality ratio in 2000-2002 by oblast.....	27
Diagram 15. Proportion of pregnant women with anemia .....	28
Diagram 16. Proportion of births attended by skilled health personnel .....	28
Diagram 17. Incidence rate of malaria (per 100 000 people).....	31
Diagram 18. Prevalence and death rates associated with TB (per 100 000 people)..	32
Diagram 19. TB incidence in 2001 (per 100 000 people).....	32
Diagram 20. DOTS program.....	33
Diagram 21. Number of drug-users, people.....	33
Diagram 22. Brucellosis incidence (per 100 000 people) .....	34
Diagram 23. Area covered by forests and the area protected to maintain biological diversity ( % of total area of the country) .....	35
Diagram 24. Carbon dioxide and ozone-depleting CFCs emissions (tons) .....	36
Diagram 25. Energy use (kg oil equivalent) per \$1 GDP (PPP).....	36
Diagram 26. Proportion of population with sustainable access to an improved water source .....	37
Diagram 27. Proportion of population with access to improved sanitation .....	37
Diagram 28. External debt service as a percentage of exports of goods and services.....	40

## Contents

- Diagram 29. Telephone lines and cellular subscribers per 1000 of population ..... 41  
Diagram 30. Personal computers in use and Internet users per 100 of population...41

### List of boxes

- Box 1. International MDGs and their modification for Kyrgyzstan ..... 8  
Box 2. Poverty Measurement in Kyrgyzstan..... 13

### List of abbreviations

CDF	Comprehensive Development Framework of the Kyrgyz Republic
CIS	Commonwealth of Independent States
DAC	Development Assistance Committee
DOTS	Directly Observed Treatment Short course
GDP	Gross Domestic Product
GNI	Gross National Income
HIPC	Highly Indebted Poor Countries
HIV/AIDS	Human Immunodeficiency Virus / Acquired Immune Deficiency Syndrome
ICT	Information and Communication Technologies
IMF	International Monetary Fund
LDC	Least Developed Countries
MDG	Millennium Development Goal
MEES	Ministry of Ecology and Emergency Situations
NSC	National Statistical Committee
NSPR	National Strategy for Poverty Reduction for 2003-2005
ODA	Official Development Assistance
OECD	Organization for Economic Cooperation and Development
OSCE	Organization for Security and Cooperation in Europe
PPP	Purchasing Power Parity
STI	Sexually Transmitted Infection
TB	Tuberculosis
UN	United Nations
UNDP	United Nations Development Programme
UNESCO	United Nations Education, Science and Culture Organization
US	United States
WHO	World Health Organization
WTO	World Trade Organization





## Foreword

It is a great pleasure for me to introduce this report which has become a result of a very extensive collaboration of the UN System with the Kyrgyz government, civil society and external development partners.

At the Millennium Summit in September in 2000, the member states of the United Nations reaffirmed their commitment to Millennium Development Goals (MDGs). UN Secretary-General Kofi Annan took the Millennium summit and its declaration as a chance to reshape the United Nations so that it can make a real and measurable difference to people's lives in the new century.

UNDP Administrator and Chair of the UN Development Group Mark Malloch Brown noted that, "the MDGs are a very simple but powerful idea whose time has come. They are in effect the UN's effort to set the terms of a globalization driven not by the interests of the strong, but managed in the interests of the poor".

As part of these efforts, the UN system in Kyrgyzstan and UNDP initiated the preparation of this MDGs progress report. This report is to measure the progress made since all the development players in Kyrgyzstan, along with the government, started to exert their efforts to achieve significant improvements in people's lives. I believe that this exercise will allow us not only to measure the progress but also to take lessons from it and shape further steps in achieving the MDGs.

But I must note that the publication of the report is still only an initial step. The MDGs in this country can be reached only when they are guaranteed by on-going effort and substantial support - advocacy, expertise and resources. We should use the momentum gained during its preparation and move further to advocate the Millennium Declaration.

I would also like to express my sincere gratitude to the Kyrgyz government, civil society and media, who have provided invaluable cooperation from the very beginning of the report preparation. I especially appreciate the lead taken by the Office of the President and the World Bank's active involvement in this exercise.

Finally, I would like to assure that the UN system in Kyrgyzstan, in cooperation with the national and international partners, will save no effort until the MDGs are effectively achieved and all men and women and children in Kyrgyzstan become free from the abject and dehumanizing conditions of poverty.

Jerzy Skuratowicz

UN Resident Coordinator

UNDP Resident Representative

in the Kyrgyz Republic





## Introduction

In September of 2000, representatives at the highest level from 191 countries, including Kyrgyzstan, adopted the Millennium Declaration. This declaration reflected the viewpoint of the international community on problems of peace, security, development, environment, human rights, and governance. It established development goals acute for all countries, these goals are known as the UN Millennium Development Goals (MDGs).

These goals establish specific, quantitatively defined targets for development, which should be attained by the human kind by 2015. To make these goals become reality, intensive and well-coordinated efforts are required on the parts of both developed and developing countries. The UN, World Bank, and all international organizations dealing with development problems, created the MDGs to be the basis for their activities.

The MDGs are fully in compliance with the objectives set up by the people of Kyrgyzstan and which are reflected in the Constitution of the country, CDF and NSPR. These fundamental documents formulate the vision of goals and objectives for the development of Kyrgyzstan in the first decade of the XXI century and establish the principles and mechanisms of their implementation. The CDF and NSPR emphasize three major components of the overall goal of Kyrgyzstan's development, which, in their essence, coincide with the MDGs:

- Enhancement of effective and transparent governance;
- Building a fair society, ensuring protection for every citizen and human development;
- Ensuring sustainable economic growth.

Implementation of MDGs and CDF goals requires an effective monitoring system, which will allow us to compare the attained results with the established goals, thus revealing areas in which progress is at a desirable level, is slowing down, or is non-existent. For the MDG monitoring to ensure maximum coverage of problems, the UN initiated preparation of reports on the progress in

attaining MDGs at a global level and for each UN member country separately. The present report is the first of such for Kyrgyzstan.

Through these reports the system of monitoring envisages a clear formulation of development goals and objectives, and a selection of indicators, which are able to characterize the extent of attainment of the goals. It is principally important for all selected indicators to be objectively measurable and capable of providing an unbiased evaluation of the existing situation. Specific quantitative targets are established for each indicator for 2015\* and their base-line values for 1990 (or the nearest year, should the data for 1990 are not available). This will allow to see whether the country is approaching the established goal or not, whether the rate of development is sufficient, and which areas require additional efforts.

The monitoring according to this scheme requires common international development goals and objectives to be adapted to the concrete conditions of the country and be targeted at its most burning problems. The international practice of reporting MDGs accepts some modification of the indicators selection, formulation of objectives, and - in some cases - the goals, in order to take into consideration the diversity of development problems of specific countries. In some countries a number of MDGs (according to their international definition) have been accomplished, however the problems related to the given goal remain pressing. For example, Goal 2 requires ensuring universal primary education by 2015. This goal is acute for many countries of the world, but for another large group of countries, including Kyrgyzstan, it has already been attained. This does not mean that these countries do not have any problems with education and that it can be excluded from the agenda, it simply means that the goal should be restated so that an attention can be focused on other unresolved problems.

A number of objectives related to Goal 8 are connected with activities of the global community as a whole and cannot be implemented at a level of a particular country; therefore they are not discussed in the given report.

## Introduction

Common international definitions of goals and objectives, and those definitions that are acute for the Republic of Kyrgyzstan and are used in the given report are shown in Box 1. Modification of the MDGs and the related objectives for Kyrgyzstan, which are given in this table, was implemented as a result of a broad process of consultation with governmental bodies, representatives of the civil society and international organizations.

Numerous indicators are applied to monitor all eight MDGs, their detailed list is given in the report sections dedicated to each of the goals. When selecting indicators for monitoring, their number was limited to ensure that only relevant and vital information could be processed quickly and efficiently. Therefore, of the many indicators describing one or other problem from various viewpoints, and which are, evidently, interrelated, only one indicator is selected - that which reflects the situation in the most comprehensive manner, or that which is the most accurate and simple. Official statistical data have been used in the majority of cases, however, when official data

are insufficient or it is evident, that they are not in compliance with the international practice (as in the case with infant mortality rates) the report provides the data from the surveys conducted by international organizations and/or representatives of the civil society. At the same time it is necessary to take into account that the data of sampling surveys and the data of official statistics, which are often based on coverage of the whole population, are not always comparable.

Not every indicator recommended for the global monitoring of MDGs (the list of these indicators is provided in Annex 3) and suitable for the republic is measured in Kyrgyzstan at the moment. In this report therefore, proxies generated by domestic statistics were used, in place of international indicators. Supposedly, in the course of the development of the national statistical system it will be possible to increase the use of standard international indicators.

\* These targets are shown on all diagrams by dotted lines.



Box 1. International MDGs and their modification for Kyrgyzstan

Goals		Targets	
International formulation	Formulation for Kyrgyzstan	International formulation	Formulation for Kyrgyzstan
Goal 1. Eradicate extreme poverty and hunger	Goal 1. Radical reduction of extreme poverty	Target 1. Halve, between 1990 and 2015, the proportion of people whose income is less than one dollar a day (PPP)	Target 1. Halve, between 2001 and 2015, the extreme poverty level
Goal 2. Achieve universal primary education	Goal 2. Achieve universal basic secondary education	Target 2. Halve, between 1990 and 2015, the proportion of people who suffer from hunger	Target 2. Halve, between 2001 and 2015, the proportion of people who suffer from undernourishment
Goal 3. Promote gender equality and empower women	Goal 3. Promote gender equality and empower women	Target 3. Ensure that, by 2015, children everywhere, boys and girls alike, will be able to complete a full course of primary schooling	Target 3. Ensure that, by 2015, children everywhere, boys and girls alike, will be able to complete a full course of basic secondary schooling
Goal 4. Reduce child mortality	Goal 4. Reduce child mortality	Target 4. Eliminate gender disparity in primary and secondary education preferably by 2005 and to all levels of education no later than 2015	Target 4. Eliminate gender disparity in employment and managerial opportunities
Goal 5. Improve maternal health	Goal 5. Improve maternal health	Target 5. Reduce by two-thirds, between 1990 and 2015, the under-five mortality rate	Target 5. Reduce by two-thirds, between 1990 and 2015, the under-five mortality rate
		Target 6. Reduce by three-quarters, between 1990 and 2015, the maternal mortality rate	Target 6. Reduce by three-quarters, between 1990 and 2015, the maternal mortality rate



# International MDGs and their modification for Kyrgyzstan

Goals	Tasks
Goal 6. Combat HIV/AIDS, malaria and other diseases	<p>Target 7. Have halted by 2015 and begun to reverse the spread of HIV/AIDS</p> <p>Target 8. Have halted by 2015 and begun to reverse the incidence of malaria and other major diseases</p>
Goal 7. Ensure environmental sustainability	<p>Target 9. Integrate the principles of sustainable development into country policies and programmes and reverse the loss of environmental resources</p> <p>Target 10. Halve, by 2015, the proportion of people without sustainable access to safe drinking water</p> <p>Target 11. By 2020, to have achieved a significant improvement in the lives of at least 100 million slum dwellers</p>
Goal 8. Develop a global partnership for development	<p>Target 11. Ensure significant improvement of dwelling conditions of the population</p> <p>Target 12. Strengthen international cooperation for the country's capacity development</p>

Goals	Tasks
	<p>Target 13. Address the special needs of the least developed countries. Includes: tariff and quota free access for least developed countries' exports; enhanced programme of debt relief for HIPC and cancellation of official bilateral debt; and more generous ODA for countries committed to poverty reduction</p>
	<p>Target 14. Address the special needs of landlocked countries and small island developing states</p>
	<p>Target 15. Deal comprehensively with the debt problems of developing countries through national and international measures in order to make debt sustainable in the long term</p>
	<p>Target 16. In co-operation with developing countries, develop and implement strategies for decent and productive work for youth</p>
	<p>Target 17. In co-operation with pharmaceutical companies, provide access to affordable, essential drugs in developing countries</p>
	<p>Target 18. In co-operation with the private sector, make available the benefits of new technologies, especially information and communications</p>
	<p>Target 13. Develop and implement strategies for decent and productive work for youth</p>
	<p>Target 14. In co-operation with the private sector, make available the benefits of new technologies, especially information and communications</p>



# Social and Economic Context of the Country's Development

**Geography and History.** The Kyrgyz Republic is situated in Central Asia (Diagram 1) The territory of Kyrgyzstan occupies an area of 199.9 thousand km<sup>2</sup>. Mountains cover more than 90% of the country's territory; arable land makes up only about 7%. Highly productive farming is possible only on irrigated lands, which constitute about 2/3 of total arable land. Natural conditions are favorable for the development

of tourism, especially in the vicinity of Issyk-Kul lake.

The country is rich in water resources, and one of the largest rivers in the region - the Naryn river - flows across

its territory. A number of hydroelectric power plants are located along this river, supplying the major part of Kyrgyzstan and neighboring countries with electricity and irrigation water.

Kyrgyzstan is a landlocked country and access to international centers of economic and cultural activities is possible only through the territories of neighboring countries.

The mountains divide Kyrgyzstan into two parts: northern and southern. The transport network between them is poorly developed; for example, railway connections between the North and South are possible only through the territories of Uzbekistan and Kazakhstan. A major part of the population and the country's economic activities are concentrated in the fertile Chui and Fergana valleys, although a significant part of the Republic's economic capacity is located in the mountain regions of the country.

The first form of national autonomy within the contemporary borders appeared in Kyrgyzstan in 1924. In 1936 the Kyrgyz Soviet Socialist Republic was established, and a union republic in part of the former Soviet Union. Since 1991 Kyrgyzstan is an independent state.

**Population and Human Development.** The country has a population of 5.0 million people. The majority of the population (65%) lives in rural areas, and 35% in urban areas. With regards

to the age structure, 53% of the population are considered to be able bodied adults, 38% of the population are children, and 9% are elderly people.

Kyrgyzstan has a diversity of ethnic groups within its borders. The majority of the population (about 65%) is Kyrgyz, and the other two largest ethnic groups, which are approximately equal in

number, are Uzbek and

Russian; together

they make up

about one quarter

of the country's population.

Other ethnic groups and

nationalities represent less than 10%

of the population.



Diagram 1. Map of the Kyrgyz Republic

According to UN classification, the

republic is referred to as

a country with a medium level of human potential development. In 2000, the Human Development Index ranked Kyrgyzstan 102 in the world, out of 173 assessed countries.

The people of Kyrgyzstan have a high educational level; the literacy rate amongst the adult population is 98.7%. Life expectancy at birth for 2001 was 68.7 years for the country as a whole, for men - 65.0 years, and for women - 72.6 years.

**Economy.** According to World Bank classification, Kyrgyzstan is categorized as a country with a low-income level. GDP per capita in 2002 was 322 US dollars (at the current exchange rate); accounting for purchasing power parity this indicator is equal approximately to 2,800 US dollars per person per year.

As a result of the recession between 1991-1995 the country's GDP decreased by 47%. Economic growth resumed in 1996. In 1996-2002 the average GDP growth rate was 5.4% a year; as a result in 2002 GDP rose to 72.7% of the level in 1990.

The basis of the country's economy is formed by agriculture, which is responsible for more than one-third of GDP and which employs half of the economically active population, and industry (approximately 20% of GDP and 6%

of employment). The major sectors of industry include mining, hydroelectric power, machine building, food, and light industries. A significant share in GDP and employment belongs to trade, transport and non-market services (education, healthcare, etc.). The economy of the country is rather open: in 2001 exports and imports of goods and services accounted for approximately 37% of GDP.

Macroeconomic stabilization has been observed in the country in recent years, the size of the state budget deficit has fallen from 11.9% of GDP in 1999 to 5.7% of GDP in 2002; the inflation rate in 2002 dropped to below the level of 3% a year, and the national currency - som - has become stronger. At the same time long-term factors of instability still exist: the budget deficit is still high, as is the level of external debt, the vulnerability of the country's exports, and the extreme dependence in some sectors on the countries' economy.

**State Structure and International Situation.** Kyrgyzstan is a republic headed by the President. The effective Constitution of the Kyrgyz Republic was adopted in 1993. In early 2003 a new edition of the Constitution was adopted as a result

of a national referendum, which made some amendments to the structure of governmental bodies and the allocation of authority among the President, the Government, Jogorku Kenesh (the supreme legislative and representative body of the country) and the judicial system. The part of the Constitution dealing with human rights protection has been expanded.

From the territorial viewpoint the country is divided into seven oblasts and the capital - Bishkek city. Each of these administrative territorial units has the state administration (executive body) and a representative body (kenesh) elected by citizens living in a particular oblast/city.

Kyrgyzstan maintains good relationships with all states with which it has common political, economic and other interests; it is also a member of many international organizations (UN, World Bank, OSCE, WTO, CIS, etc.). The Kyrgyz Republic actively participates in establishing a system of regional security within the framework of the Shanghai Organization for Cooperation and the International Anti-Terrorist Coalition.



# Goal 1. Eradication of Extreme Poverty

## Targets and Indicators

- Halve the extreme poverty level
- Halve the proportion of people who suffer from hunger

The following indicators can be used as those characterizing the progress in goal achievement and in solving the identified problems:

- Extreme poverty level, i.e., percentage of the population with consumption below national extreme poverty line (see box 2);
- Prevalence of underweight children between the ages of 1-6 years;
- Proportion of population with daily calories intake below 2,100 Kcal.

Taking into consideration that comparative data for 1990 are not available and the most closely related in value are those for 2001, target indicators for 2015 could be set up at a level of 50% of the values for 2001.

## Current Situation and Trends

Poverty has never been an unknown phenomenon in Kyrgyzstan. Even during the latter years of the Soviet power, when the republic had relatively high living standards, more than a quarter of the population had per capita income less than the minimum wage level of 75 rubles per month. According to the World Bank data it corresponds approximately to US\$5 (PPP) per day (for comparison: in 2000 the national poverty line corresponded to approximately US\$ 4.1 (PPP) per day, and the national extreme poverty line - US\$ 2.5 (PPP) per day).

An abrupt transformation shock during the first half of the 1990's resulted in an aggravation of poverty problems covering more than half of the country's population. The financial crisis of 1998-1999 had an especially adverse impact on the living standards of the population. It was followed by high inflation and a decrease in real income of the major part of the population; in 1999 almost one quarter of the country's population turned out to be below the extreme poverty level.

Starting from 2000 the situation improved slightly (Diagram 2). Economic growth of those sectors where most of the poor people were employed (agriculture and trade) contributed to

## Box 2. Poverty Measurement in Kyrgyzstan

*The study of the poverty problem in the Kyrgyz Republic was started in 1996 within the framework of the "Poverty Monitoring" project implemented with the methodical and financial assistance of the World Bank, and on the basis of surveys of representative household sample. As a rule, two poverty lines are used to measure the poverty level in the republic. The extreme poverty line is established at the level of consumption (in soms), which is sufficient only to provide for the minimum level of dietary energy consumption need under the precondition that all resources are spent for foodstuff. According to the WHO recommendations this need in the countries with a transitional economy is 2,100 kilocalories a day for one person. The extreme poverty line is based on the calculation of the food basket cost and taking into account the real nutrition structure of the poorest one-third of the population. In 2001 the cost value of the extreme poverty line was 4,510 soms per capita/year. The second line or the general poverty line represents the minimum level of consumption taking into account expenditure for both foodstuff (providing for the established calories minimum intake) and nonfood goods and services. In 2001 this indicator was equal to 7,491 soms per capita/year.*

this improvement. Obviously, macroeconomic stabilization during that period - in particular a decrease in inflation rates down to 2-3% a year\* - played an important role in poverty reduction.

The mentioned poverty indicators are rather sensitive to the definition used for poverty line calculation. Even small changes in this definition result in essential fluctuations in the poverty and extreme poverty levels. It means that a rather

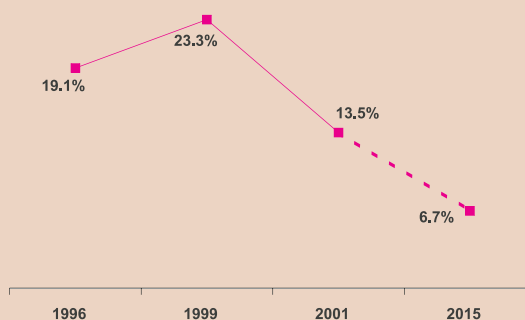
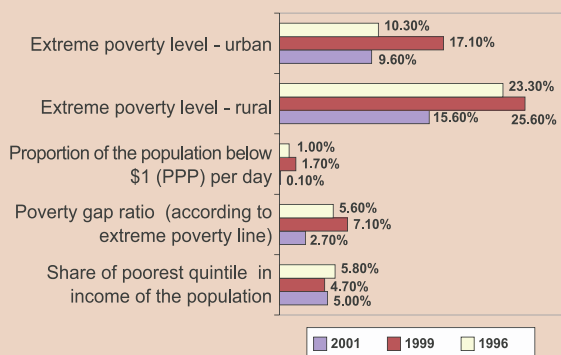


Diagram 2. Extreme poverty level

Source: NSC

## Goal 1. Eradication of Extreme Poverty

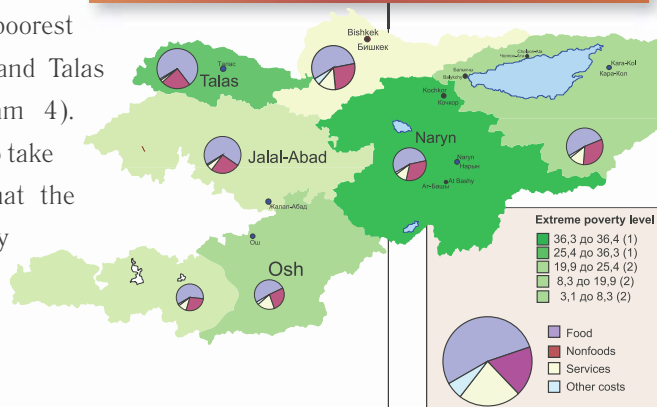
large number of people are close to the line (below or above the line). A relatively small poverty gap ratio also points to this fact (Diagram 3).



**Diagram 3. Extreme poverty and income inequality indicators**  
Source: NSC

An increase in income and consumption inequity became an important factor of poverty growth in the last decade. A small share of the poorest quintile in national consumption is indicative of large income inequity (Diagram 3). A large gap in living standards exists between urban and rural areas (Diagram 3) and also among different regions of the country. The poorest are the Naryn and Talas oblasts (Diagram 4). It is necessary to take into account that the regional poverty data are quite volatile from year to year.

**Diagram 4. Extreme poverty in 2001 by oblast**  
Source: NSC



The most vulnerable groups in terms of poverty are rural inhabitants and internal migrants who have recently moved from villages to cities. Taking into consideration the area (urban/rural) and the region of inhabitation, families with many children, invalids or unemployed, who have a lower level of education, or where a woman is a breadwinner, are more likely to become poor.

Poverty is not restricted to only insufficient levels of income/consumption. Such aspects

of human poverty as accessibility basic social services (for example, in the field of health and education), necessary information, basic public utilities, and in particular access to drinking water and adequate sanitation conditions are also important. Poverty is also reflected in increasing pressure on citizens to break the law and engage in activities such as in drug smuggling in order to make a living. These aspects of poverty are closely related to other MDGs and are discussed in the corresponding sections.

One of the most dangerous poverty manifestations is malnutrition, especially children's malnutrition. It represents a threat to health, as well as restricting opportunities of normal development and poverty overcoming. The scale of this problem is proved by the fact that despite a slight improvement during recent years, more than half of the country's population has a daily calories intake of below 2,100 Kcal (Diagram 5). It is also apparent that the nutrition structure is far from optimal: bread and flour products are prevailing and the consumption of other key products is disproportionately low (Diagram 6). The areas of most concern in terms of nutrition are in the Naryn, Osh and Issyk-Kul oblasts, where the average calories intake is below the recommended level.

The number of underweight children is still considerable (Diagram 5). This is closely related to the fact that, according to the NSC data (2001), on average children consume only 90% of the needed calories. Children's lower calorie intake is typical for city areas, especially for Bishkek and Chui oblast, i.e. for regions that seem to have the most favorable indicators in terms of extreme poverty.



# Goal 1. Eradication of Extreme Poverty

## Challenges to Achieving the Goal

Despite some success in poverty reduction between 2000-2002, the country must solve a number of serious problems on the way to achieving this goal.

It's clear that economic growth is essential in combating poverty. In 1996-2001 GDP growth rates were rather good - more than 5% a year. However, some difficulties were revealed as mentioned in the CDF and NSPR, which can slow down economic growth in mid-term and long-term perspectives if necessary measures are not taken. These difficulties include:

- Insufficient level of investments in economy,
- Slow increase in volumes and limited nomenclature of exported goods and services that make export vulnerable to price fluctuations in foreign markets;
- Excessive dependence on the economy by some sectors and industries (agriculture, gold mining, energy) exposed to external shocks; for example, an adverse combination of such shocks resulted in some reduction in GDP growth rates in 2002;
- Incomplete reforms in some sectors of the economy (for example, in the power sector) and underdeveloped financial and other markets.

Attainment and maintaining of macroeconomic stability is necessary for economic growth. Significant success achieved in recent years in terms of inflation reduction, exchange rate stabilization and the reduction in the government budget deficit was achieved mainly as a result of reduced state expenditures, including cuts in education, public health and social services, and public investments. This policy was a forced

one, but its continuation in the long run will not provide a basis for sustainable economic growth or in combating poverty. Large external debt remains a serious threat to macroeconomic stability;

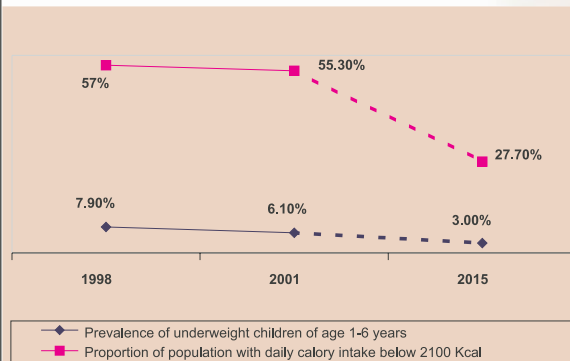


Diagram 5. Malnutrition

Source: NSC

the necessity to provide for debt servicing was one of the important reasons for the mentioned cutbacks.

Not every type of economic growth can lead to poverty reduction; the poorer parts of the community should also benefit from such growth. The necessary conditions for pro-poor economic growth are:

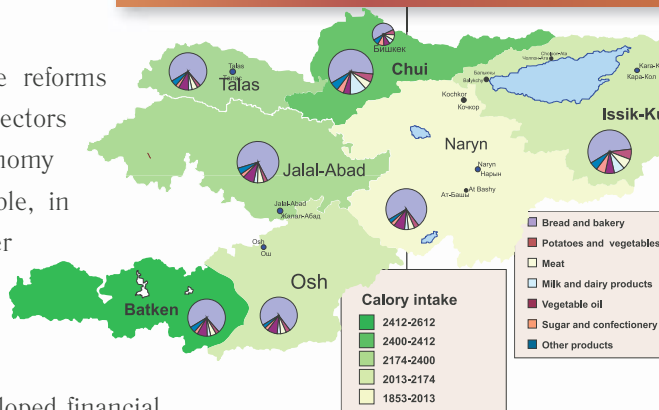
- Increased employment, as the labor force is often the major resource available for the poor;
- Better access of the poor to financial, land, water and other resources;

for the poor in rural areas, the essential problem is to sell their products and to buy all the inputs they need;

- Overcoming geographical and informational isolation of the poorest strata of the population;

Maintaining industrial and social infrastructure and keeping it accessible for the poorest of the population.

Diagram 6. Calory intake and nutrition structure of the population in 2001  
Source: NSC



# Goal 1. Eradication of Extreme Poverty

All these measures should prevent an increase in inequity within the society and, should help to decrease it. This is one of the most difficult tasks in overcoming poverty.

The state policy of social insurance and protection is a traditional method of reducing



inequity, implemented through pensions, benefits and other measures. The most important problem in this area is to target a wider circle of recipients for state benefits, and not only the most vulnerable groups in society. Unfortunately, due to the limited resources available to the state the effectiveness of assistance is significantly reduced.

## Required Actions

A series of measures for poverty reduction are envisaged in the CDF and NSPR. According to strategic state documents one can outline some major activity directions, allowing the country to come closer to achieving its goal of a radical education in extreme poverty.

- Further development of market economy in Kyrgyzstan, which implies providing a

larger space for activities in the private sector, development of market infrastructure, improvement of the investment climate, in particular by eliminating bureaucratic barriers and corruption.

- Creation of pro-poor economic growth conditions; this includes stimulation to employment increase; broadening the access of the poor population to financial resources through the programs of rural financing, micro-credits, etc.; land allotment to those poor people who for some reasons were not provided with land earlier; encouragement to establish small and medium enterprises, etc.
- Reforms of the government budget and public economy sector. First of all, this assumes carrying out a tax policy promoting economic growth, allowing for a more equal distribution of the tax burden and simultaneously ensuring the necessary resources for the implementation of government expenditure programmes. This means tax proceeds will increase; and to a major extent should substitute the resources of external assistance. Secondly, essential changes in the policy of public expenditures are needed (including public investment programmes) focusing limited resources on priorities aimed at poverty reduction. Fiscal and monetary state policies should be aimed at maintaining macroeconomic stability, in particular, limitation of the government budget deficit.

Improving the effectiveness of the state social policy - providing for its targeting and promotion of social mobilization as, after all, poverty reduction is possible only by joint and coordinated efforts on the part of the citizens of the country.

## Status at a glance

Will the targets be reached by 2015?			
Probably	<b>Potentially</b>	Unlikely	Insufficient data
State of supportive environment			
Strong	<b>Fair</b>	Weak but improving	Weak



## Goal 2. Education

### Target and Indicators

- Ensure that children everywhere, boys and girls alike, will be able to complete a full course of basic secondary schooling. It is necessary to characterize the progress in achieving the given target using the following indicators:
- Literacy rate of 15-24 year-olds (proportion of literate people in this age group of the whole population);
- Net enrolment ratio in basic secondary education (1-9 grades) to the total number of children of a corresponding age.

The set up objective assumes that in 2015 the literacy level and the share of pupils in basic secondary education should be equal to 100%.

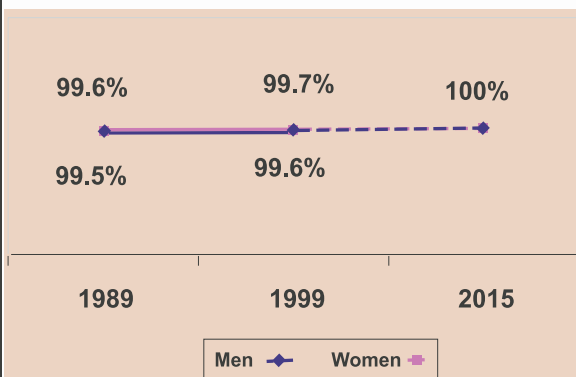


Diagram 7. Literacy rate of 15-24 year-olds  
Source: NSC

### Current Situation and Trends

Education is one of those spheres of public life where Kyrgyzstan has accumulated the largest potential. Almost all the adult population of the country (98.7%) and all youth (Diagram 7) are literate. The country has a well-developed network of schools and higher educational institutions covering both urban and rural areas. Nowadays out of 2,029 schools in the republic 1,680 - or 83% - are located in rural areas. Boys and girls have equal access to education.

Traditionally, most children receive not only primary education that provides for general literacy, but also secondary education. Despite the difficulties encountered during the transition period the country has managed to maintain this tendency (Diagram 8). According to the NSC data, 95% of 7-16 year-old children receive basic secondary education. At the same time, a significant number of children do not attend school; 79% of these children live in rural areas. "Survey of School Attendance by Pupils" (1999) and "Monitoring of Educational Achievements" (2001) conducted by UNICEF and UNESCO indicated that the school attendance level and the number of missed classes could be 7-10 times higher than the officially registered number.

Although quantitative indicators of coverage by education are important, they do not represent a clear picture, as the quality of education received by children is equally important. It is clear that education quality is a complicated notion and is determined by numerous factors (curricula contents, quality of teaching, motivation of pupils, material and technical support of the educational process, etc.). Consequently, this is a difficult area for measurement. A special survey-based monitoring system is needed for this purpose; at present there is no such system in the republic, although its presence is a necessary condition for effective MDG monitoring in Kyrgyzstan. The results of the above-mentioned study "Monitoring of Educational Achievements" give some notion about the quality of education. Within the framework of this study some tests were conducted for pupils in elementary and basic secondary schools; 74% of elementary school pupils coped with the proposed tests and 25-43% of pupils of 8-9 grades (depending on the subject). The test results of urban pupils turned out to be essentially higher than those of rural ones; great regional differentiation was also revealed: the best results were in Bishkek and Naryn oblast, the worst in Batken oblast.

## Goal 2. Education

The data on per capita government budget expenditure for education can be used as an indirect indicator related (at least for a long-term period) to education quality. If one takes education expenditure for one person in 1990 as 100%, then in 2001 these expenditures (in comparative prices) were only 32.9%. The indicator of gross value added in the sector of education per capita (characterizing contribution to the education by both the Government and private sector) has similar dynamics; in 2001 it was 40% of the 1990 level. This characterizes those difficulties that are faced by the system of education at present, which undoubtedly affect its quality. At the same time it is important to note that education remains to be the largest component of public expenditures, and the share of education expenses to total expenditures of the government budget in 2001 (23%) even increased against 20% in 1990. This is indicative of the high priority education receives in comparison to all other functions fulfilled by the government in Kyrgyzstan.

Non-state school education is being developed in the country in the form of private schools and school-complexes, and private-and-state-owned lyceums as partial compensation for reduced public financing. Today there are 31 private and private-and-state-owned schools in the republic.

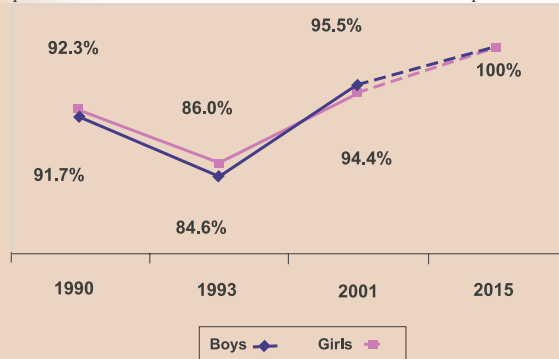


Diagram 8 . Net enrolment ratio in basic secondary education

Source: NSC

Both public and private schools enjoy more freedom in terms of selecting educational programmes, using alternative teaching forms and new instruction technologies.

### Challenges to Achieving the Goal

Insufficient financial support of the educational system is a fundamental problem which pre-determines the existence of several other difficulties in school education development. To restore the level of financing which existed during the latest years of the Soviet period by 2015, will be possible only under favorable circumstances and a purposeful policy of the state in terms of educational sector support. This will require, for example, an average real GDP growth rate at 6% per year during 2003-2015 and an increase in the share of expenditure for education to 6.5% of GDP (3.9% in 2001). At the same time it is important to note that by 2015 the needs for the educational process to be in line with modern standards will probably increase.

One of the ways that educational institutions use to cover the lack of financial support is to transfer some costs (purchasing text books, etc.) to pupils and their parents. The use of parents' co-financing is admitted as unavoidable under the conditions that: 1) collection and spending of these resources is done in a completely transparent manner, 2) the amount of collected resources is affordable for families. Unfortunately, these two conditions are not usually observed, and the charges imposed on children and parents are informal and non-regulated, thus not promoting their effective use. Transparency of distribution and the use of budget resources allocated to schools should be increased significantly, because the amount of private expenditures for education is very often non-affordable for many families, especially the poor ones. The difficulty in providing for such expenses is one of the most important reasons of school non-attendance.



## Goal 2. Education

One of the most serious problems of the educational system is the fact that although the formal signs of an adequate educational process are preserved (educational institutions are functioning, classes are conducted, children attend schools, etc.) the quality of education might be deteriorating. A lot of factors contribute to this fact: skilled teachers leave schools because they are not satisfied with their salaries and work conditions; outdated curricula; lack of books and educational manuals; poor condition of school buildings; school non-attendance as the pupils have to help their families or don't realize the value of education. As a result young people may graduate from schools with all the required certificates about their education, but with much less knowledge than required by accepted standards.

The question of attendance and quality is especially serious in rural schools. The financing is even scarcer compared to urban schools due to the small number of pupils and poverty of the regions responsible for their financing (except for the teachers' wages financed from the republican budget). Rural schools are attended mostly by children from poorer families that have very limited opportunities to buy school supplies and, when necessary, to eliminate deficiencies in school education by attending supportive lessons. Children from remote areas turned out to be in the most difficult situation.

Considering the large scale of poverty in most families, children at high, basic and even primary school are often forced to work. This, of course, leads to children often missing classes or even quitting schools. The number of children that do not get appropriate parental care, increases.

Children's progress or difficulties at school largely depends on whether they have received a good pre-school training. Evidently, the system of pre-school institutions has suffered the most;

only a few kindergartens have been preserved (mostly in cities), and these are mainly attended by children from well-off families.

### Required Actions

The system of universal basic secondary education will be able to function adequately and be preserved in general only if the budget financial support for these purposes is allocated in the amounts significantly exceeding the present level of financing. This will require an increase



in the share of expenditure for education to total expenditures of the government budget in terms of GDP percentage. A realistic assessment shows that even the maximum possible increase in state financing will not provide for sustainability of the situation. Significant efforts should be taken to streamline the whole structure of educational institutions and reallocation of resources for higher priority directions related to MDG attainment. It is necessary to regulate and give more importance to the private financing of education, creating incentives for citizens to invest in their own education and the education of their children.

At the same time it is necessary to provide access to full-pledged basic secondary education for children from poor families, not tolerating their exclusion from schools due to lack of money. The policy of equal opportunities for education for both boys and girls should be pursued further. This problem is not so pressing nowadays, but

## Goal 2. Education

may become an issue in the future agenda if poor families have to decide whom of the children should get an education first. Special attention should be paid to educating the children with limited opportunities.

The above-mentioned reallocation of resources should lead to a radical improvement in the quality of education. This can be achieved by increasing teachers' salaries to the level that provides their sustainable material and social status, systematic raising of teachers' skills, adequate procurement of textbooks and educational materials to educational institutions, strengthening the material basis of schools, upgrading educational programmes, promoting diversity and further

development of new forms of education, rigorous state and public monitoring over the quality of education, etc.

One of the most important ways in attaining the MDG in the sphere of education is to improve management in the system of public education. This includes the following:

- Simplification and cost-reduction of the organizational structure,
- Radical increase in transparency when taking managerial decisions, allocating and spending resources,
- Inclusion of the public into managerial processes (for example, through school boards which have real authority),
- Creation of an information system for the education sphere to ensure a wide access for specialists and public to objective information about operations and difficulties of educational institutions.



### Status at a glance

Will the targets be reached by 2015?			
<b>Probably</b>	Potentially	Unlikely	Insufficient data
State of supportive environment			
Strong	<b>Fair</b>	Weak but improving	Weak



## Goal 3. Gender Equality

### Target and Indicators

- Eliminate gender disparity in employment and managerial opportunities

It is necessary to characterize the progress in fulfilling the given target applying the following indicators:

- Share of women among students of higher educational institutions;
- Ratio of women's wages to men's wages;
- Share of women in the economically active population;
- Proportion of seats held by women in the supreme legislative body - Jogorku Kenesh.

Based on the formulated target, in 2015 the share of women among students of higher educational institutions, the economically active population, and among the parliament members should be close to 50%, and the ratio of women's wages to those of men should be equal to 100%.

### Current Situation and Trends

The Republic's contemporary state policy regarding the equality of women's and men's rights, is stipulated in all effective state normative acts and legislation, starting with the Constitution. Women are rather intensively involved in the economic, social, and cultural life of the country. This is also reflected in the active participation of women in the socio-economic life of the country, and in equal opportunities in terms of acquiring education (Figures 6-8). However, this does not imply that the problem of gender equality is not pressing for Kyrgyzstan. The presence of the given problem becomes apparent when considering women's opportunities for participation and self-realization in economic and managerial activities.

As demonstrated by statistical data (Diagram 9), the share of women in the economically active population is declining. One of the important reasons for this is the necessity to make a choice between labor in public production and in the household; a problem faced by the majority of women. As a result of insufficient income from

employment, many families believe it to be expedient that one member of the family takes responsibility for the taking care of children and housework. Due to existing traditions and psychological stereotypes, the woman turns out to be the family member who is engaged in these activities and, consequently, leaves the economically active population. It should be said, though, that as a result of generally low wages, many women choose to combine paid work and housework. Insufficient development of social infrastructure and high prices for personal services also contribute to some extent to the reduction in women's economic activities.

The situation of women in the labor market

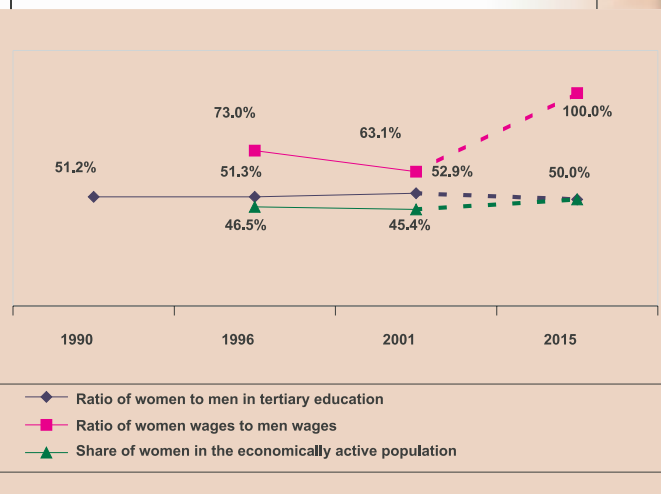


Diagram 9. Gender equality indicators

Source: NSC

is also worse than that of men. The level of unemployment among women is more than one and a half times higher than that of men. One should note that legal measures aimed at protecting women's rights sometimes worsen their real situation in a paradoxical way. For instance, the right to a paid maternal leave - which was rather popular in Soviet times - may be considered as an obstacle for women's employment in private companies, as in this case the burden of such a paid leave shall be borne by the enterprise owner, and not the state, as was the case in former times.

More evidence of women's inequality is the lower level of their wages (Diagram 9). However, this can be explained not by the lower wages paid to women for the same job, but by the fact

## Goal 3. Gender Equality

that working women are concentrated mainly in sectors offering lower wages: education, health care, etc. Lower wages, longer interruptions in employment due to pregnancy, maternity leave, and a lower pension age, result in the fact that an average level of women's pensions is usually 15% lower than that of men.

A similar phenomenon can be observed in terms of insufficient representation of women in government and management positions. Women hold less than 7% of all seats in the Jogorku Kenesh. In the government this index is also quite modest. The share of women in management positions is below 30%, and they account for less than 20% of all owners of enterprises and peasants' farms. The women of Kyrgyzstan are rather active in civil society's organizations, which contributes significantly to their growing role in the country's life. At the same time this can be regarded as proof of insufficient utilization of women's potential in the system of public administration and economic management.

Social and economic problems, as well as poverty, reduce the level of women's safety. During last three years about 30,000 women subjected to various forms of violence sought help at crisis centers. According to estimates of the International Organization for Migration, each year about 4,000 women are victims of trafficking. Compared to 1994, the criminal rate among women has doubled and crimes related to drug trafficking are the main causes.

### Challenges to Achieving the Goal

All the problems impeding the attainment of the goal of gender equality can be conditionally divided into two large groups:

- Problems of an insufficient level of social and economic development of the country, which affect women more severely than men;
- Social and psychological problems related to differences in perceiving the women's role in the society.

The first group of problems, as mentioned above, is related to the fact that as a result of poverty, an insufficient level of economic development of the

country, and the collapse of social infrastructure, women are often forced to refuse to participate in public production and have to focus on housework and child care. One of the factors slowing down the country's development - and at the same time affecting the situation of women - is inadequate resources management, predominantly in terms of human resources, which is widely spread in all spheres of economy, management and public relations. Very often, when selecting specialists or appointing to the posts, the criteria used are not mainly related to skills and professional fitness, but rather to some formal criteria (gender, age, place of birth, etc.), which may have a negative effect on the performance and deprives good candidates (among which there are many women) of the possibility for adequate professional and personal development.

The other group of problems is related to the fact that notwithstanding the recognized high role of women in society and existing legal guarantees of women's rights, the public conscience still has not overcome completely the stereotypes of a patriarchal society, assigning women to secondary roles. This is also reflected in existing manifestations of violence against women (including domestic violence), and the prevailing denial of women's role in management, etc.

### Required Actions

It is evident, that apart from actions aimed at overall poverty reduction and social and economic development of the country, improvement of governance efficiency - which should have a positive impact of the status of women in the society - it is also required to take measures of purposeful support aimed at adjusting existing gender deficiencies. For example, these measures may include already tested and well-reputed micro-financing programmes oriented to women, the establishment of women's self-help groups, encouraging job-creation, and the introduction of a flexible working regime for women, etc.

It is necessary to significantly improve the normative and legal framework related to the protection of women's rights and to establish close monitoring and enforcement of such



## Goal 3. Gender Equality

legislation related to the problems encountered during this process. A special focus should be placed on clarifying the role and responsibility of the state, trade unions, and employers in ensuring equal opportunities for both women and men in labor relations. Also to be looked at is the introduction of legal and economic mechanisms protecting the women's status in the family, and their interests in terms of access to property and resources. Gender expertise of legal acts and state programmes assigned to ensure guarantees of rights and consideration for women's interests should become standard practice.

It is essential to introduce measures of state support for the development of pre-school institutions. It is advisable to develop and introduce mechanisms for the elimination of gender disparity in the pension insurance schemes, including consideration for women's home labor when granting state social allowances.

To reduce all forms of violence against women it is necessary to ensure state support to the existing network of crisis centers for victims

of violence, and to share and discuss such experiences with all other regions, and to take measures in establishing and developing public structures at a local level to prevent violence. It is necessary to ensure free and easy access to the legal system to all levels of society who may be the victims of violence, and to offer comprehensive assistance in implementing the National Program for Prevention of Trafficking.

It is also necessary to take measures to increase public awareness, especially of the poor, on gender based discrimination and/or gender inequality, national legislation, international conventions and treaties in the sphere of gender equality, and establish a system of gender-related training for civil servants of all levels and branches of power. The formation of new relationships between sexes shall be promoted by the discussion of issues concerning the social roles of men and women in state educational standards and amending traditional models of boys' and girls' up-bringing in the family and the society.

### Status at a glance

Will the targets be reached by 2015?			
Probably	<b>Potentially</b>	Unlikely	Insufficient data
State of supportive environment			
Strong	<b>Fair</b>	Weak but improving	Weak

## Goal 4. Reduction of Child Mortality



### Target and Indicators

- Reduce the under-five mortality rate by two-thirds

The following indicators are used to monitor the situation with child mortality:

- Under-five mortality rate;
- Infant mortality rate;
- Proportion of 1-year-old children immunized against measles.

Formulation of targets for the first two indicators is impossible due to the fact that in the coming years the methods of their estimation will be changed, and the current values will be changed also (see below). The proportion of children immunized against measles shall be 100%.

### Current Situation and Trends

Evaluation of the current situation with child mortality in Kyrgyzstan is complicated by the fact that the country still uses an old methodology when determining the life birth, which is very much different from the WHO's criteria applied in international practice. At present Kyrgyzstan is preparing to adopt these criteria. Comparison of the data based on the old and new methodologies

demonstrates a very significant difference between them. According to the data of the medical and demographic survey conducted in Kyrgyzstan in 1997 with the UN support, the mortality rate of children under 5, measured in compliance with the WHO's criteria, would have reached 66.6%, meanwhile according to official statistics based on the old definition, in 1997 this indicator was 42.1%. At the same time, although the existing statistical data do not adequately depict the scale of the problem, they do reveal the nature of changes in child mortality in time series. The above-mentioned study demonstrated that between 1987-1997 the indicators measured by different methodologies on the whole revealed the same downward trends.

As Diagram 10 demonstrates, child mortality indices in 2001 significantly decreased compared to 1990. This positive development is probably the result of radical social and economic changes which took place in the country during the 1990's. Within these years the number of official marriages noticeably decreased and a large number of

young people moved to cities, where the birth rate is generally lower than in rural areas. The population awareness of methods of contraception increased, as did general access to contraceptives. These, and other reasons, contributed to a significant reduction in birth rates (from 29.3% down to 19.8%). The spacing between births

also increased, which, notwithstanding apparent problems in public health and poverty, resulted in a reduction in mortality rates. Currently implemented reforms in the health care system also contributed to a reduction in the child mortality rate.

During recent years there has been an increase observed in child mortality at home or immediately upon hospitalization. This would seem to indicate insufficient financial capacities

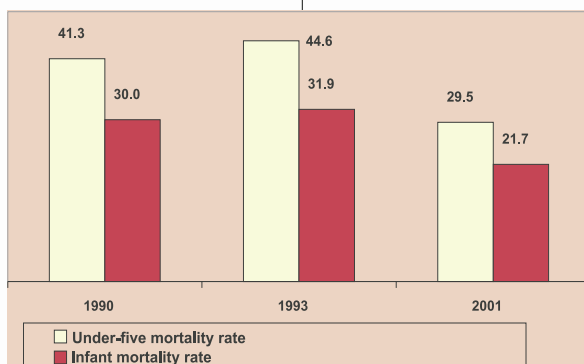


Diagram 10. Child mortality indicators (per 1000 live births)

Source: NSC, Ministry of Health



## Goal 4. Reduction of Child Mortality

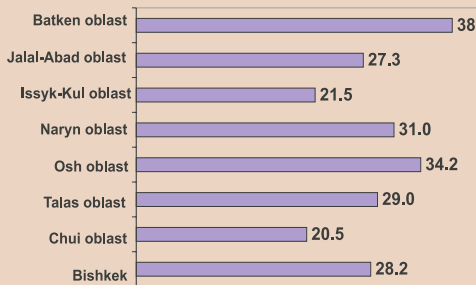
of parents and/or medical establishments in rendering timely help to children, as well as apparent flaws in the system of primary medical care. The latter, as a result of

### Challenges to Achieving the Goal

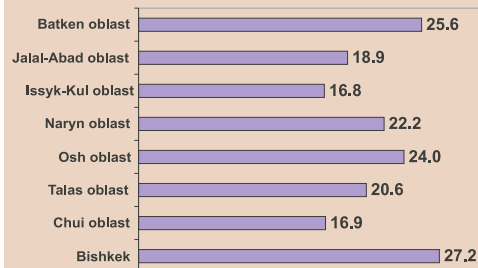
Child mortality is, to a major extent, determined by the general living standards in society. Some of its factors include

**Diagram 11. Regional Child Mortality, 2001**  
Source: NSC, Ministry of Health

#### a) Under-five mortality rate



#### b) Infant mortality rate



a reorganization of health institutions being conducted at present, are burdened with a major responsibility for rendering assistance to infants.

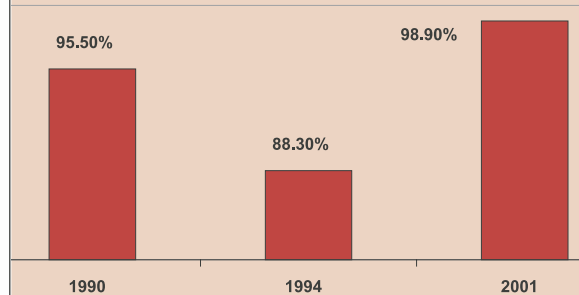
Indicators of child mortality vary significantly by region (see Diagram 11). The lowest mortality rates are in the Chui and Issyk-Kul oblasts, the highest rates are found in Batken and Osh oblasts; statistics show that Bishkek has the highest percentage of child mortality, due mainly to the large number of internal migrants living in very poor conditions.

The most important factor for promoting health and reducing child mortality rate is timely immunization of children against all major diseases. In this regard Kyrgyzstan has made significant progress. At present, 95% of all children are immunized (see Diagram 12). In recent years there were no poliomyelitis cases registered in the country (in 2000 the republic was given international status as a country free of poliomyelitis), cases of diphtheria, measles and hepatitis have also significantly decreased. This progress was attained thanks to both a well-established immunization system and large scale assistance provided by international organizations.

One of the diseases, which at currently represent the most serious threat to children's health, is tuberculosis (TB), the incidence rate of which continues to increase. (see also the Section dedicated to Goal 6).

insufficient calorie intake and the inadequate nutritional intake by mothers and children (for example, lack of vitamins and microelements). Other factors include insufficient access to safe drinking water, environment pollution, non-observance of rules of hygiene, and an unhealthy life style. Consequently, the success of the country in attaining the other MDGs (in particular, Goals 1 and 7) is, to an extent, dependant on the success in attaining this goal. Also, difficulties in attaining these other goals will at the same time impede the goal of reducing child mortality.

Alongside that, there are specific problems related to child mortality. In particular, they may include a need for adapting the health care system to new conditions, shifting a major focus of



**Diagram 12. Proportion of 1 year-old children immunized against measles**  
Source: Ministry of Health

## Goal 4. Reduction of Child Mortality

pediatricians' efforts for the prevention and early detection of diseases. The system of immunization, which at present fulfills the set up objectives rather well, requires significant strengthening in terms of its material and technical basis, as well as a gradual substitution of resources provided by international organizations by domestic budgetary and non-budgetary resources. Acute problems are the lack of microelements - iodine and iron - in the nutritional diets of mothers and children (see the Section dedicated to Goal 5).

A complication during the pregnancy is one of the



factors increasing the probability of the birth of a sick child. The risk of such complications is higher for those women who have not yet recovered from a previous pregnancy. The major reasons for short spacing between births are insufficient access of women to information on family planning and reproductive health protection issues, and limited access to contraceptives.

### Required Actions

A number of state programmes are currently in progress with the aim of promoting children's healthcare and reducing the mortality rate in Kyrgyzstan.

The national programme for the improvement of perinatal assistance looks at measures to ensure safe motherhood based on the introduction of modern technologies. The republican programme for the protection of reproductive health is aimed at observing the optimum spacing between births, and the use of modern family planning methods, i.e., promoting the birth of healthy and desired children. The programme on integrated monitoring of practices in related to childhood looks at the prevention, and treatment of, childhood diseases (acute respiratory diseases, diarrhea, measles, anemia). In this regard, an effective measure could be to encourage breast-feeding. The programme "Immunization for 2001-2005" is aimed at reducing the prevalence of infectious diseases among children. Of course, the implementation of these specialized programmes shall be combined with the overall strengthening of the health sector (see the Section dedicated to Goal 6).

It is evident that these, and other programmes aimed at protecting children's health, in order to be successfully implemented and produce sustainable results require public support and promotion of a healthy life-style, as well as a well-thought strategy of cooperation with international organizations actively engaged in this area.

### Status at a glance

Will the targets be reached by 2015?			
Probably	Potentially	Unlikely	<b>Insufficient data</b>
State of supportive environment			
Strong	<b>Fair</b>	Weak but improving	Weak



## Goal 5. Improvement of Maternal Health

### Target and Indicators

- Reduce the maternal mortality ratio by three-quarters

It is expedient to characterize the progress in achieving the given target by applying the following indicators:

- Maternal mortality rate;
- Proportion of births attended by skilled health personnel;
- Proportion of pregnant women suffering from anemia.

A reduction in the maternal mortality ratio by 2015 by three-quarters implies that it should be reduced down to approximately 16 per 100,000 live births; the proportion of births attended by skilled health personnel should rise to 100%; the proportion of pregnant women suffering from anemia should at least fall to the level of 1990.

### Current Situation and Trends

During the recent decade there was a reduction in maternal mortality rate (Diagram 13). The major reasons for this reduction are the same as for the infant mortality: a reduction in birth rate and an increase in the spacing between births.

There are significant regional differences in maternal mortality ratios (Diagram 14). The highest rate of maternal mortality is observed in the poorest oblasts - Naryn and Talas, and the lowest in the Osh oblast and in the city of Bishkek.

This indicates a dependence of the given indicator on living standards and poverty as the key reasons for a high maternal mortality ratio in the republic.

Significant problems with maternal and child health are also connected with iodine and iron deficiencies. According to the data of sampling surveys,

52% of children and adolescents in the north of the republic and 87% in the south suffer from diseases related to iodine deficiency. Iodized salt makes up only 17-20% of all salt consumed

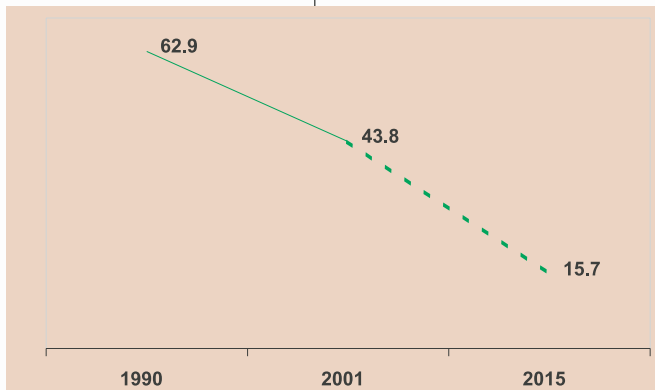
by the population. In recent years the number of people with blood and blood-forming organ diseases doubled, 92.4% of which were attributed to asiderotic anemia.

Approximately 60% of women of reproductive age (Diagram 15) and 50% of children under 3 suffer from anemia.

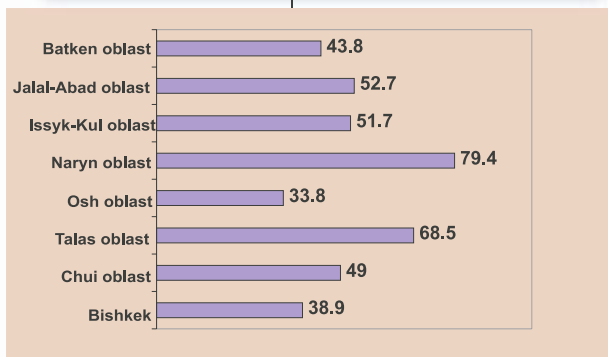
The number of births with various complications has significantly increased. Today, easy deliveries make up only 40% of all deliveries in the

republic (compared with 56% in Russia, and 44% in the Ukraine). In the Batken and Talas oblasts easy deliveries make up less than one-third of all deliveries. Although the interval between deliveries grown in comparison to 1990, it remains too short for 11% of the women. According to Ministry of health data, the rate of use of safe contraception methods decreased from 40.3% in 1999 to 33.1% in 2001. A reason for this decrease is a

**Diagram 13. Maternal mortality ratio (per 100 000 live births)**  
Source: NSC, Ministry of Health



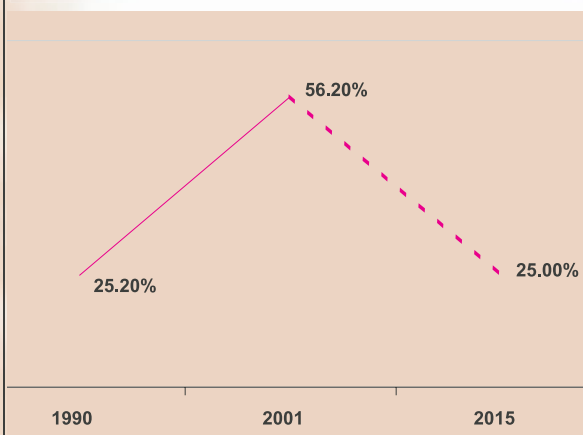
**Diagram 14. Maternal mortality ratio in 2000-2002 by oblast**  
Source: NSC, Ministry of Health



## Goal 5. Improvement of Maternal Health

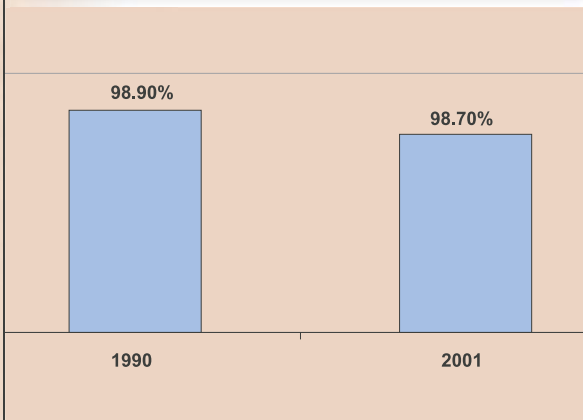
reduction in contraceptive supply by international organizations. The number of unsafe abortions is also high; to which 10% of all registered cases of maternal mortality are related.

**Diagram 15.**  
Proportion of pregnant women with anemia  
Source: NSC, Ministry of Health



The possibility of obtaining qualified medical assistance before, during, and after deliveries is of great importance for the protection of maternal health. Fortunately, a broad network of maternal

**Diagram 16. Proportion of births attended by skilled health personnel**  
Source: NSC, Ministry of Health



houses established in the Soviet times is still in tact, and because of this the proportion of births attended by skilled medical staff (Diagram 16) remains high. This, however, does not eliminate significant problems with the quality of medical assistance (which is proved, in particular, by the growth in the number of deliveries with

complications, as mentioned above), and its accessibility (because of transport and financial complications), especially for women living in rural and remote areas. A consequence of these problems is an increase in the home delivery rate, which - according to official data - was equal to 1.3% in 2001.

### Challenges to Achieving the Goal

Significant problems are faced by the system of medical services for mothers and pregnant women. They include physical deterioration of the equipment in obstetrical institutions, lack of qualified obstetricians, gynecologists and other necessary medical staff, and insufficient training for family practitioners in rendering assistance to women.

Public awareness - especially in rural areas - of family planning methods, the protection of reproductive health, and safe contraception methods is still insufficient. There is a lack of specialized literature how to lead a healthy life style, family education, and family planning. The network of institutions engaged in preparing young people for family life, psychological and pedagogical, and the medical and legal counseling of the population is weakly developed.

In a number of cases health problems faced by pregnant women and mothers are also influenced by a life style which may include, for example, heavy physical work during the pregnancy period, smoking, and/or poor hygiene.

### Required Actions

It is evident that the radical reduction in the maternal mortality rate necessary for the attainment of the set up goal is possible only by reducing poverty, improving environment, the nutrition intake, and the living conditions and styles of the population.



## Goal 5. Improvement of Maternal Health



The promotion of maternal health first of all requires a significant improvement in the system of obstetrician and gynecological assistance. This includes not only its personnel capacities and material supplies, but also with a special focus on primary medical and sanitary help including preventative measures and activities in families. In this respect the role of Family Doctors Groups is increasing. High-cost technologies prevailing today should be replaced with modern methods, combining effective and modern medical assistance with a significant saving of resources. The fulfillment of the above mentioned tasks should be aided by the implementation of activities envisaged in the state sectoral programme “Jan-Ene” for 2002-2006.

The Ministry of Health is implementing a “Promoting effectiveness perinatal care” strategy, which is focused on the reduction of maternal and child mortality.

The programme for combating microelements deficiencies (iodine and iron) with the support of the Asian Development Bank is aimed at increasing the consumption of iodized salt by the population; reducing goiter diseases; and preventing anemia, by observing nutrition culture and providing the population with preparations containing iron. To achieve this it is planned to establish enterprises producing high-quality edible iodized salt and foodstuff enriched with iron.

It is necessary to continue intensive explanatory work among the population about modern methods of family planning, and the promotion of a healthy life style. Access to contraceptives, in particular to young people, should be extended.



### Status at a glance

Will the targets be reached by 2015?			
Probably	<b>Potentially</b>	Unlikely	Insufficient data
State of supportive environment			
Strong	<b>Fair</b>	Weak but improving	Weak

## Goal 6. Combating HIV/AIDS and Other Diseases

### Targets and Indicators

- To limit the spread of HIV infection at the initial stage of the epidemic development
- Have halted and begun to reverse the incidence of malaria and other major diseases

The indicators characterizing the progress in the fulfillment of these objectives are as follows:

- The number of HIV infected among young men and women aged 15 to 24;
- Dynamics of decrease of the number of HIV infected infants;
- The number of HIV infected women and children having access to anti-retrovirus therapy;
- The number of the drug users involved to the harm reduction programmes (syringe exchange programs, methadone therapy);
- The number of people living with AIDS with access to modern anti-retrovirus therapy;
- Malaria incidence rate;
- Proportion of population using effective malaria prevention and treatment measures;

- Prevalence and death rates associated with TB;

- Proportion of TB cases detected and cured under directly observed treatment short course (DOTS);

- Brucellosis incidence rate;

- Number of registered drug addicts, estimated number of drug users in the country.

Target values for separate indicators (malaria, tuberculosis, brucellosis) in 2015 can be set up at the level of 1990 values. The only exceptions are HIV/AIDS and drug abuse, the indicators of which will increase over the next 2-3 years because of the increasing number of

new cases and improvement of exposing procedures. Since HIV infection is not immediately apparent, the real number of cases, as estimated by UNAIDS, is perhaps up to 10 times higher than the

officially registered data. In this regard, and also considering the incurable nature of the disease, the number of people living with HIV/AIDS is bound to increase because of unrecorded cases of those who became infected in 2000-2003.

### The current situation and tendencies

**HIV/AIDS.** The Kyrgyz Republic is experiencing a rapid growth of HIV/AIDS. As of April 1, 2003, 402 cases of HIV infection were officially registered 348 of which were registered between 2001-2003. This rapid growth has been caused by the explosion of HIV infected among injection drug users (IDU), which make up 85% of all registered cases. 81% of HIV infected are males, of which 64% are 29 years of age or younger.

HIV infection is not evenly spread throughout the republic, but the highest concentration of the epidemic is in the Osh oblast.

According to assessments conducted in compliance with the UNAIDS recommendations, the actual number of HIV infected in the Kyrgyz Republic constituted 3620 people as of January 1, 2003. Considering the increase of new cases of HIV infection by 10% a year with the further decrease, in 2007 we expect to have 11 670 cases, and in 2015 - 18560 cases. However, these are the minimal indicators, which will be only in case of developing effective preventative programmes for the most vulnerable population groups.





## Goal 6. Combating HIV/AIDS and Other Diseases

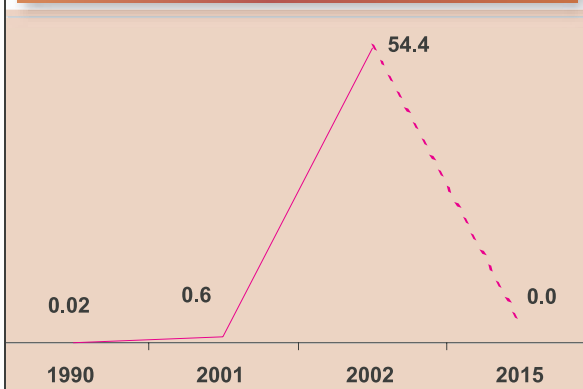
The most vulnerable groups in terms of HIV/AIDS infection are sexually active youth, injection drug users (IDU), and sex workers.

There is a high probability of a rapid spread of HIV infection amongst IDU, and further among the general population. Consequently, there is also an increasing possibility of HIV-infected children being born. The high vulnerability of the group is caused by the increase of irresponsible and dangerous behavioral patterns within the group. For instance, 96% of drug users share their dose, and only 14% of them use sterile syringes; 99% take their dose from a common pot, and 30% use the same syringe 20 and more times. For 55% of IDU, sex is a means of obtaining drugs. Only 12% of sexually active IDU use condoms, and 46% have never used them. Since 1999, various preventive activities have been carried out among the most vulnerable groups of people, and at present there are five ongoing projects for syringe exchange. However, they cover only to 4% of the estimated number of people of this group.

The group of sex workers includes both women and men, who provide sexual services on the basis of financial compensation. According to the specialists' estimates, their overall number is about 3,000 people (2,000 in Bishkek, 700 in Osh, and about 300 in other regions). About 10% of them have experience of drug usage; about 3% through injection. The number of IDU among sex workers is increasing.

**Malaria.** Between 1991-2000 the situation of malaria incidence in the republic was stable, although in countries such as Tajikistan,

**Diagram 17. Incidence rate of malaria (per 100 000 people)**  
Source: NSC, Ministry of Health



Afghanistan, Pakistan, India, and Turkey - with which the republic maintains close economic relations - malaria was widely spread. Up to 1995 there were only imported malaria incidents registered in the republic. In 1996 the first local incident was registered. In 2002, the epidemic situation with malaria abruptly worsened - by the end of the year more than 2,700 cases were registered (Diagram 17). An epidemic spread to the Osh, Batken and Jalal-Abad oblasts and there is a threat to the rest of the republic, too. The proportion of the population using effective malaria prevention and treatment measures is insignificant; in the Batken oblast, they are used by only about 2% percent of the population.

**Tuberculosis.** The number of TB patients increased more than threefold during the period between 1990-2001; mortality associated with this disease during the same period almost quadrupled (Diagram 18). As a result, according to the WHO data (2000), TB cases in Kyrgyzstan significantly exceed the value of this indicator not only in comparison to the whole world and the countries with a medium level of human potential development (to which Kyrgyzstan belongs), but also when compared to the group of the poorest countries, which are characterized by a low level of human potential development.

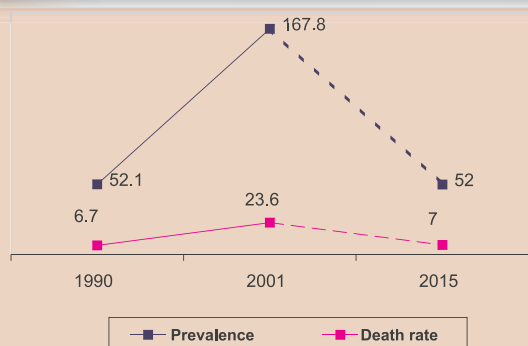
The situation with TB is most serious in the Jalal-Abad and Osh oblasts, and in Bishkek city; the incidence rate in cities is noticeably higher when compared to rural areas (Diagram 19). TB incidence is especially high in penitentiary institutions. Prisons tend to be a breeding ground for multi-drug resistant TB, which poses a severe and expensive public health threat. The issue of proper medical treatment for prisoners with active TB before their discharge is very acute, due to the high risk of spreading of the most dangerous TB forms to the general population.

The DOTS Programme was first implemented in the country in 1998 (Diagram 20). As proved by statistical data, it represents an effective mechanism for TB detection and treatment.

**Drug addiction and other diseases.** The problem of drug addiction remains one of the major problems in the Republic. During the last

## Goal 6. Combating HIV/AIDS and Other Diseases

**Diagram 18. Prevalence and death rates associated with TB (per 100 000 people)**  
Source: NSC, Ministry of Health



decade its incidence rate has increased almost five-fold (Diagram 21). Along with this, amongst all addicted drug users, the injection method of drug consumption has increased from 10% in 1990 to 68.8% in 2001.

Kyrgyzstan is located on one of the major drug trafficking routes, from Afghanistan through Tajikistan to the CIS countries and Eastern Europe. The country has the highest spread of drug addiction in all Central Asia. According to the UNAIDS assessment in 2001, the number of drug users in Kyrgyzstan could be as high as 80-100,000 people, or 1.644 - 2.054 cases for every 100,000 people. The number of injection drug users (IDU), according to the bottom line of this assessment has been estimated as 55,040 people (2.2% of the total adult population of the country). Almost half of the IDU are between the ages of 21 to 30, whilst about 15% of them constitute young people between the ages of 15 to 20. Because of the limited scope of the programmes for IDU, there is still a growing danger of the rapid spread of HIV infection among this group.


The spread of diseases caused by iodine and iron deficiencies (see the Section dedicated to Goal 5), as well as brucellosis (Diagram 22), and is a cause for serious concern. Brucellosis incidence, being closely connected with unfavorable social and economic conditions and, in particular, with insufficient veterinary livestock control, has tripled during the last decade. Infectious diseases (typhoid fever, virus hepatitis etc.) also represent a serious threat.

### Challenges to Achieving the Goal

The major problem in attaining all these objectives on the protection of the population's health is insufficient financing of the public health programmes. In 2001 the governments' budget for health care per capita in comparable prices was only 32.5% of the 1990 level. Lack of resources affected all spheres of public health resulting in a decrease in qualified medical staff and insufficient supplies of equipment, medical preparations, and other necessary materials to health facilities. This situation required a gradual transfer of medical assistance to insurance principles and an introduction of partial co-payment by patients for medical services received. This undoubtedly increased the financial sustainability of health institutions. At the same time, though, the problem of access for poor citizens and inhabitants of rural and remote areas still exists and even becomes more acute as medical services and/or travel expenses to facilities where services are provided become more expensive. The necessity to combine public and private financing of the health sector, and at the same time preserving complete access for all citizens to basic medical assistance is one of the most serious challenges in trying to establish a sustainable public health care system.

As a result of limited financing there are insufficient resources available to be spent on specific programmes. For instance, only 18% of the National Programme on HIV/AIDS/STD for 1996-2000 could be financed. In this particular area, this is unacceptable. Despite the rapid

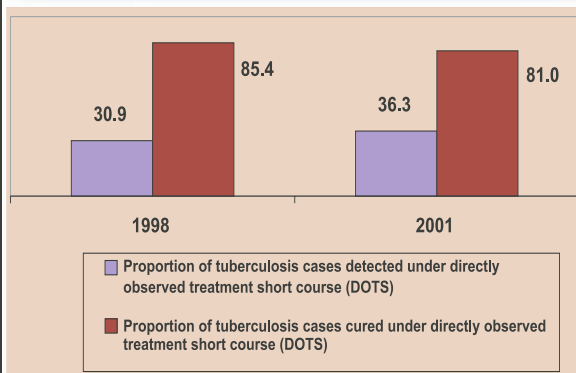
**Diagram 19. TB incidence in 2001 (per 100 000 people)**  
Source: NSC, Ministry of Health





## Goal 6. Combating HIV/AIDS and Other Diseases

**Diagram 20. DOTS program**  
Source: NSC, Ministry of Health



increase in HIV-infection cases in the country, the epidemic level is still low. Accordingly, the country also has to make significant financial investments for the prevention of new cases of HIV-infection, but this investment is essential in tackling the HIV epidemic, thereby preventing severe social and economic repercussions of the epidemic. For instance, to provide the unprotected and sexually active youth with condoms for five years, US\$ 2.4 million is required. However, if measures are not undertaken on time, even with the support of international aid, the expenses of covering HIV treatment and the elimination of epidemic - and its consequences - will be huge.

Resource restriction compels us to focus on better and optimal planning in targeting preventative measures. For instance, the existing policy of free condoms' distribution leads to the fact that condoms do not always reach the groups that are most vulnerable to HIV/AIDS.

Lack of social and legal protection for the vulnerable groups hinders the development of effective programmes on AIDS prevention. On the whole, the legislation of the Kyrgyz Republic complies with international law. However, in some cases existing legal practices and enactments contradict the current legislation and international law norms.

The most severe problem is HIV spread among injecting drug users. At present, prevention programmes cover only 4% of the estimated drug users, while 60% of IDU should be covered to prevent the epidemic.

The issue of providing young people with information advice with regards to safer and

healthier behavioral patterns - especially of sexual conduct - has not yet been solved. There is no opportunity to treat people with AIDS or to provide them with psychosocial counseling and support.

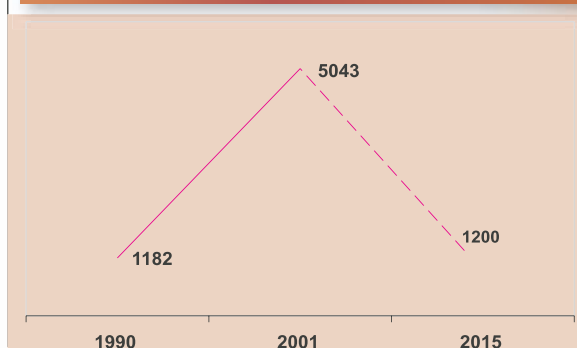
Stabilization of the situation in terms of TB incidence to a major extent depends on the improvement of the population's nutrition intake and living standards, as well as the financing of the "Tuberculosis" National Programme. The major problems still include high prevalence and death rates associated with TB in penitentiary institutions, and lack of medications to treat patients with chronic forms of TB.

### Required Actions

For effective prevention of AIDS and the increasing number of the HIV-cases, nongovernmental and international organizations as well as the communities of people living with HIV/AIDS ought to coordinate their actions. The national response to the HIV/AIDS epidemic will be carried out based on a multisectoral approach existing throughout the country, which has been provided by the State Program on HIV/AIDS for 2001-2005. Reducing of HIV/AIDS vulnerability of the population's target groups is one of the main priorities of the State Programme. The targeted groups are young people, drug users, and sex-workers.

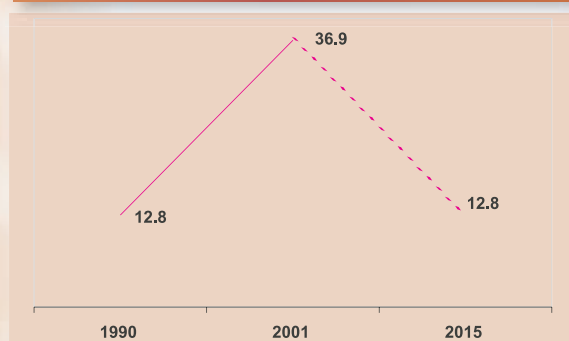
Another important aspect is the social and legal protection of people living with HIV/AIDS, their family members, and representatives of vulnerable population groups.

**Diagram 21. Number of drug-users, people**  
Source: NSC, Ministry of Health



## Goal 6. Combating HIV/AIDS and Other Diseases

**Diagram 22. Brucellosis incidence rate  
(per 100 000 people)**  
Source: NSC, Ministry of Health



Working with young people implies obligatory educational programmes on healthy lifestyle in schools, vocational schools, and in the military, as well as increasing the availability of condoms and medical service to young people.

Programmes on harm reduction (syringe exchange program) and medical and rehabilitation consulting services for IDUs should be expanded. A methadone substitute therapy for IDUs has begun in the Republic, but should be significantly expanded in order to become effective in terms of HIV spread prevention.

Awareness among sex-workers on health issues and legal protection must also be increased, as well as providing access to better quality condoms.

US\$ 19 million allocated by the Global Fund to Fight AIDS/ TB/Malaria for halt AIDS and

TB will facilitate the implementation of the above-mentioned measures. At the same time, it will be necessary to increase the amount of state subsidies for HIV/AIDS preventive programmes. Human resource mobilization and partnership development will also be of paramount importance.

The Ministry of Health developed the Comprehensive Targeted Programme “Malaria” and the Comprehensive Action Plan on the Prevention and Organization of Measures to Combat Malaria in the Kyrgyz Republic for 2001-2005, which pursue the goals of reducing the growth rate in prevalence and prevention of mortality caused by malaria. Likewise implementation of the National Program “Tuberculosis” should check the growth of TB prevalence. The growth in the number of drug-users can be halted only if there is a significant increase in the resources allocated for providing medical assistance paralleled with increasing efforts to fight drug trafficking.

Of course, all this will be possible provided that the overall social and economic situation in the country improves and if measures to overcome poverty are successful. This should be accompanied by the adequate financing of programmes in the health sector and the introduction of efficient and cost-effective methods of rendering medical assistance.

### Status at a glance

Will the targets be reached by 2015?			
Probably	<b>Potentially</b>	Unlikely	Insufficient data
State of supportive environment			
Strong	<b>Fair</b>	Weak but improving	Weak



## Goal 7. Environmental Sustainability

### Targets and Indicators

- Integrate the principles of sustainable development into country policies and programmes and reverse the loss of environmental resources
- Halve the proportion of people without sustainable access to safe drinking water
- Ensure significant improvement of the dwelling conditions of the population

The following indicators can be used to measure the progress in attaining these targets:

- Area covered by forests;
- Area of protected territories;
- Energy use per \$1 GDP;
- Carbon dioxide emissions;
- Emission of ozone-depleting CFCs;
- Emission of ozone-depleting substances;
- Proportion of population with sustainable access to safe drinking water;
- Proportion of population with access to improved sanitation.

The principles for the establishment of given indicators by 2015 is dependant upon the progress made in attaining a particular objective: the first one (the first six indicators), the second one (the seventh indicator) or the third one (the eighth indicator). The targets for the first six indicators can be established at the level equal to the best achieved value during 1990-2001. According to the second objective, the target for the share of population with sustainable access to safe drinking water should lead to a decrease in the number of people without such access by half when compared to 1996 (there are no comparable data for 1990). The target for the number of people with access to improved sanitation must be established based on the necessity of maintaining significant growth rates of the given indicator.

### Current Situation and Trends

Management of environmental resources. The most important component for environmental

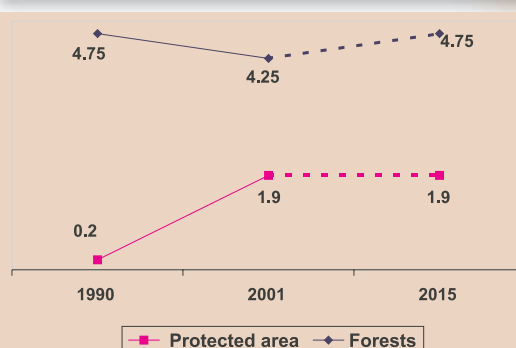
sustainability is the condition of natural ecosystems. The situation in the republic in this sphere between 1990-2001 was serious.

The economic and ecological situation in the country is largely dependent on the availability and use of its water resources. The country's agriculture is almost wholly dependent on irrigation; water is also an important export resource. While the country has large reserves of fresh water in rivers, lakes, glaciers, and underground water reserves, careful treatment of water is essential. Nevertheless, water resource management is far from being optimal. Huge amounts of water resources are wasted due to poorly maintained irrigation and water distribution systems and the use of inadequate irrigation methods, as well as an absence of water-saving technologies, and systems of water supply lacking in adequate drainage. In recent years there has been an increase in the level of contamination to surface and underground waters, the main cause of which is almost certainly the poor treatment of industrial and agricultural wastewater. A significant area of small towns and rayon centers are without centralized sewerage systems and treatment facilities.

Soil is another key environmental resource. At present the condition of soils in arable areas is critical, more than 88% of agricultural land is recognized as degraded and is subjected to desertification processes; soils subjected to secondary salinization make up 75% of the republic's total arable land.

The area covered by forests decreased by more than 10% during these years (Diagram 23). Their

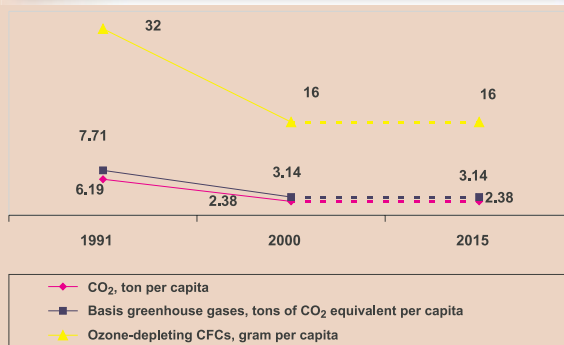
**Diagram 23. Area covered by forests and the area protected to maintain biological diversity ( % of total country area)**  
Source: MEES



## Goal 7. Environmental Sustainability

condition is also of concern; forests are currently ageing at a higher rate than they are being created; one half of all forests in the country are mature or over mature, i.e., most vulnerable to vermin and diseases. This statistic also applies to the unique walnut forests. A difficult economic

**Diagram 24. Carbon dioxide and ozone-depleting CFCs emissions (tons)**  
Source: MEES



situation increased an anthropogenous impact on forests. Unauthorized felling and uncontrolled grazing has resulted in the degradation of the soil and vegetation cover, thus preventing the natural replanting of new trees and reducing the area covered by forests.

Millions of tons of solid waste as a result of production and consumption, representing an environmental hazard, have been accumulated in tailings and slate dumps, polygons and scrap areas in Kyrgyzstan. Tailings containing radioactive waste are yet another source of concern not only for the country, but also for the Central Asian region as a whole.

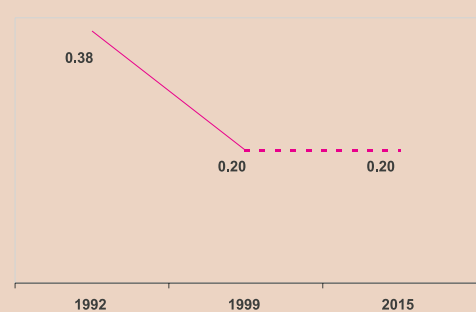
The Government of the country is aware of the significance and acuteness of environmental problems. The country has passed many of the required regulatory documents and has joined international treaties on environment protection. Almost a tenfold increase in the area of specially protected territories (Diagram 23) during 1990-2001 is evidence of this. There is a widely spread network of specially protected natural territories covering all major types of the Tien-Shan and Pamir-Alai eco-systems. Kyrgyzstan has ratified the Convention on Biodiversity, and international projects on the development of a strategy and action plan on biodiversity protection are currently being implemented in the country. They are aimed

at long-term sustainable environmental resources management for the sake of the present and future generations.

As a result of a disruption of industrial production in the republic, emissions of harmful substances in the atmosphere decreased by more than half the figure in 1990, (Diagram 24). However, in recent years air pollution has started to increase again, and in 2001 emissions of polluting substances from stationary sources increased by 13% compared to 2000. The major sources of pollution are fuel and energy related industries, in particular, boilers burning coal, and motor transport. Between 2 and 12 times the maximum allowable concentrations of pollutants (dust, sulphur oxide, lead, nitrogen, carbon, etc) are emitted into the airs of the capital and other large cities.

The adherence of Kyrgyzstan to the Montreal Protocol on Ozone-Depleting Substances, and ratification of the UN Convention of Global Climate Warming in 2000 promoted the development of national strategies and the implementation of effective measures in 2002 in an effort to reduce the level of emissions of CFCs and ozone-depleting substances.

**Diagram 25. Energy use (kg oil equivalent) per \$1 GDP (PPP)**  
Source: World Bank



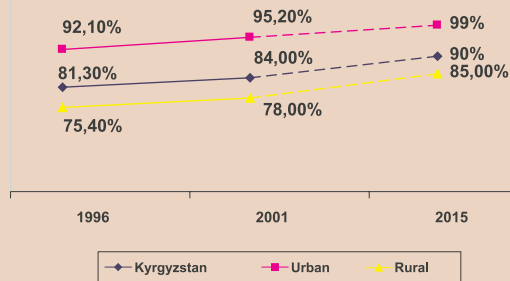
Notwithstanding an intensive anthropogenous impact on natural eco-systems, the purest water and air and unique landscapes are still preserved in Kyrgyzstan. Their presence and preservation creates for Kyrgyzstan a significant potential for the development and expansion, in particular, of tourist-related services and ecological tourism.

An important aggregate characteristic of the economic and environmental situation in the



## Goal 7. Environmental Sustainability

**Diagram 26. Proportion of population with sustainable access to an improved water source**  
Source: NSC



country is energy use per GDP unit, which describes the efficiency of energy use. During the period 1990-2001 the value of this indicator in Kyrgyzstan decreased by almost half and reached a level comparable to the most developed countries of the world in terms of efficient energy use (Diagram 25). However, this is not to say that energy was being used more efficiently, but that the energy-consuming industrial production in the structure of the country's economy was replaced by agricultural production, noted for its low energy use (given the technologies prevailing in the country).

Access to safe drinking water and adequate dwelling conditions. According to the NSC data (Diagram 26) in 2001 one-sixth of the population did not have access to safe drinking water. This problem was/and is especially acute in rural areas, where one-fourth of the rural population has no access to safe drinking water. The insufficient supply safe drinking water to rural populated areas, given its abundant reserves in the country, is explained by the absence of, or poorly maintained, water supply networks. Nevertheless, the situation has seen a gradual improvement in recent years. In particular, this progress can be attributed to the implementation of the WB project on rural water supply, which encourages the establishment of water users' associations, and extends credits to local communities for the construction and laying of water pipelines.

Parallels can be made to the condition of the population's dwellings in Kyrgyzstan to the proportion of the population with access to improved sanitation (Diagram 27). In rural areas this indicator is rather low, mainly due to the

fact that the majority of the country's population lives in rural areas, where sewerage networks are almost non-existent. A certain amount of progress was made in relation to this indicator during 1996-2001, mainly as a result of the improved situation in urban areas.

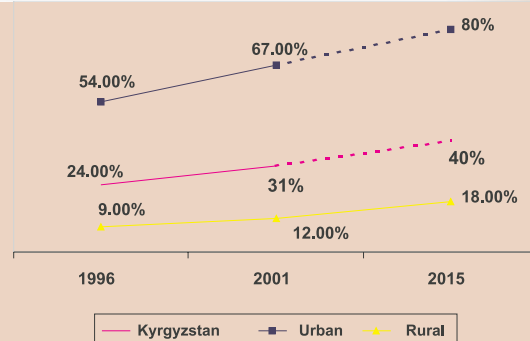
### Challenges to Achieving the Goal

Management of natural resources is vitally important for the country from the environmental, as well as economic viewpoint. At the same time, the relative respite provided to the environment as a result of reduced industrial production, has not been satisfactorily utilized. Many entrepreneurs, peasants, citizens, and even governmental organizations are noted for their barbarian attitude to natural resources, which is based on transitory economic gains. Another problem is peoples' passive attitude to environment protection, and their beliefs that this issue should be tackled only by the state and its specialized organizations.

Despite the existing understanding of the importance and urgency of environmental issues, there is an acute shortage of state resources necessary for the implementation of environment-oriented activities. Economic losses and costs for improving this situation will increase if action is not taken. One example highlighting the failure and effects of not investing in the maintenance of existing



**Diagram 27. Proportion of population with access to improved sanitation**  
Source: NSC



## Goal 7. Environmental Sustainability

systems is that of the irrigation networks, where insufficient expenditures for repairs have resulted in soil salinization and a relative reduction in soil fertility.

### Required Actions

Under the new conditions, when the decentralization of economic activities significantly increases, the state, although still playing the major role in environment-oriented activities, needs support from the private sector. Such support could be ensured by enforcing rigorous compliance with environmental legislation, adequate pricing promoting the efficient use of environmental resources, and the introduction of taxes and other controls in environmental resources management. Emphasis should be placed on the replenishment of natural resources, the use of technologies based on renewable resources, ecologically clean production, and the processing of waste.



The attention of the government should be focused on activities preventing the pollution of air, water, and other environmental resources. For this purpose, it is especially necessary to tighten control over motor transport operations, their compliance with ecological standards, and to ensure the improvement of fuel quality (for example, by prohibiting imports of blended fuel into the country). Gas and dust-filtering facilities

at fuel and energy-related enterprises as well as in the public utilities sector also need to be reconstructed. It is also necessary to increase the control of economic activities in the area of underground waters formation, to modernize and reconstruct existing treatment facilities, and to impose limitations on economic activities in conservation zones of surface water reservoirs. Forest management should take into account the needs of local communities, as well as regional and national interests. It is necessary to introduce a package of measures in order to reduce the area of degraded lands and to monitor and control the engineering and technical condition of hazardous waste deposits, and the processing and neutralization of solid waste.

A network of specially protected natural territories and a system of measures for the protection of rare species of flora and fauna included in the Red Book of the Kyrgyz Republic must also be developed and implemented.

The current work in the area of improving access of rural population to safe drinking water should be continued, as well as the work aimed at creating conditions and incentives for the improvement of dwelling conditions by citizens. The key elements of the strategy and a policy agenda to address are:

- institutional reform and capacity improvement to lay the groundwork for sustainable sector development;
- decentralized planning and management services;
- introduction of cost recovery policies as the only means to finance the rehabilitation and maintenance of water and waste water systems;
- careful selection of investments based on affordability and consumer preference;
- promotion of private sector participation, including operation and maintenance of facilities.

### Status at a glance

Will the targets be reached by 2015?			
Probably	<b>Potentially</b>	Unlikely	Insufficient data
State of supportive environment			
Strong	Fair	<b>Weak but improving</b>	Weak



## Goal 8. Global Partnership for Development

### Targets and Indicators

- Strengthen international cooperation for the country's capacity development
- Develop and implement strategies for decent and productive work for youth
- In co-operation with the private sector, make available the benefits of new technologies, especially information and communications

The following indicators can be used to measure the progress in attaining these objectives:

- Size of foreign aid received by the country;
- Volume of external debt restructured within the framework of the country's debt burden relief programme;
- Cost of external debt servicing as a share of export in goods and services;
- Level of unemployment among youth;
- Number of stationary and cellular telephones per 1000 people.

It is rather difficult to establish targets for external assistance to the country and the level of unemployment among youth by 2015, as at present there are only non-official indicators available (apparently underestimated). The target indicator of external debt restructuring by 2015 is significant in that it should ensure sustainability of the country's external debt, but should not be too excessive, in order to guarantee responsible attitudes of the Government and the society to their commitments. Conditionally this value could be established, for example, at the level of 20% of Kyrgyzstan's external debt in 2001. Sustainability of the country's external debt for a long-term period could be ensured if the cost of external debt servicing is reduced to the level of 8% of the volume of export in goods and services, which can be taken as the target for this indicator. Finally, in tackling the last of the above-mentioned tasks a rather rapid threefold increase in the number of telephones is assumed, allowing the country's indicator to be closer to the standards of highly developed countries.

### Current Situation and Trends

In spite of its relative small size and geographic isolation, Kyrgyzstan remains an active member of the international community. From the very beginning of its independence the country has set a course in constructing a democratic society based on a market economy. Kyrgyzstan has displayed an openness to the external world, and has established friendly relations with all countries; it also receives support from the international community through multilateral international organizations, governments of developed countries, numerous non-governmental organizations and foundations. The Kyrgyz Republic has been provided with, and is still being extended large financial and technical assistance. Objectively, the country certainly needed this assistance as many institutions necessary for the existence of an independent state had to be established anew. Assistance was also required to overcome the transformation shock related to the transition from one social and economic system

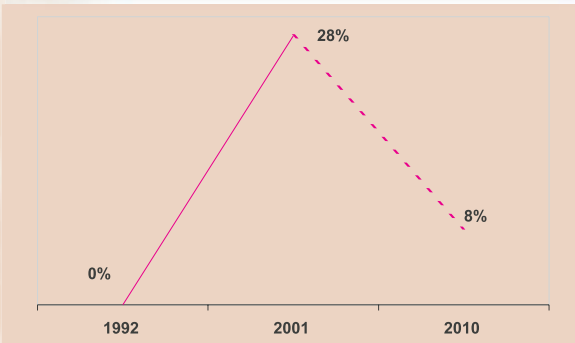
to another. This painfully affected all spheres of the social and economic life of Kyrgyzstan. Maintaining standards of human development (in the areas of education, public health, etc), which are of great value for both the people of Kyrgyzstan and the international community, is another important area covered by this assistance. Aid is directed at covering current government expenditures (salary of teachers and doctors, social benefits, pensions, etc.) as well as on the development of energy supply, roads, irrigation systems, and other infrastructure objects. The volume of external assistance received by the country during 1992-2001 totaled US\$1.8 billion, or US\$360 per capita.



## Goal 8. Global Partnership for Development

For its part, Kyrgyzstan is always striving to contribute to the strengthening of peace and social and economic cooperation not only in the Central Asian region, but also throughout the

**Diagram 28. External debt service as a percentage of exports of goods and services**  
Source: International Monetary Fund



world. It is not by chance that Kyrgyzstan is a pilot country for numerous international projects using the most innovative methods in order to help solve development problems; this valuable experience accumulated in Kyrgyzstan is carefully considered and used by these organizations in implementing development techniques to many countries all over the world.

However, receiving large-scale external assistance is linked to a whole range of problems. One of them is related to the very rapid growth of the country's external debt. In 1992 the state debt was equal to zero, by the end of 2001 it was 1.44 billion US dollars or 94.2% of GDP. The burden of debt servicing has been growing sharply in recent years and in 2001 debt servicing made up 28% of the value of export in goods and services (Diagram 28). Between 1999-2001 current expenses of the government budget for social needs (education, health care, social security and social protection, culture, etc.) per capita decreased by 8.2% in comparable prices as a result of an increase in budget expenditures for external debt repayments.


The debt crisis could have resulted in serious and irreversible consequences for the social sphere of Kyrgyzstan, if it were not for the restructuring of the country's external debt by the Paris Club of creditors in 2002, the result of which was the expected total cost for external debt servicing for 2002-2004 being reduced from

101 to 5.6 million US dollars. The Paris Club also agreed, in principle, to a goodwill clause, or more concessional restructuring of Kyrgyzstan's external debt by the end of 2004 provided that by that time the Government can satisfy all the conditions agreed upon with the IMF. These conditions and the coordinated government strategy for external debt management assume:

- Increasing tax and other revenues of the budget;
- Ensuring a better budget balancing, which will improve the ability of the country to serve its external debt in future;
- Reducing new state borrowings and refusing insufficiently concessional loans;
- Increasing the share of grants in the external assistance structure;
- Increased inflow of foreign direct investments;
- Privatization of the largest state-owned enterprises and allocation of 75% of privatization proceeds for external debt servicing.

All these measures conform to the ideology of CDF/NSPR, which is based on the use of both domestic and external resources.

When discussing the problems of foreign assistance and external borrowing and considering



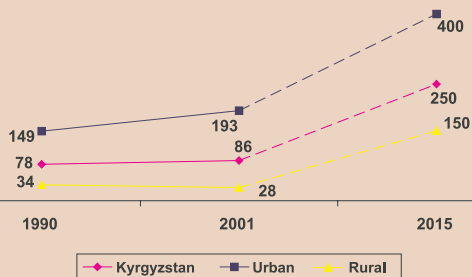


## Goal 8. Global Partnership for Development

macroeconomic and fiscal problems related to them, it is necessary to keep in mind that the final goal of this assistance is to establish conditions for sustainable long-term development of the country. This is especially important in relation to the youth. Every step should be taken to develop and realize the potential of the country's youth, and thus help form the future of the country. It is the most important criteria for the effectiveness of international cooperation and assistance that is received by Kyrgyzstan.

The situation of youth in the republic can be characterized from different viewpoints. We have to emphasize, in particular, expanded opportunities for professional education in the country and abroad, improved possibilities for access to achievements of the global civilization through modern telecommunication facilities and facilitated traveling opportunities throughout the world. However, one of the most important indicators of the realization of youth's potential is the level of its employment/unemployment. Official data estimate that the level of unemployment in the country is 7-8%, but apparently, the real level of unemployment is much higher. Many young people, especially those living in the countryside, have insufficient opportunities for employment and self-realization, which result in their mass migration to the country's cities - mainly to Bishkek - or neighboring countries. Lack of professional education or its inadequate profile compared to

**Diagram 29. Telephone lines and cellular subscribers per 1000 population**  
Source: NSC

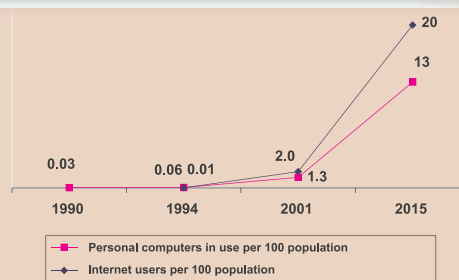


demand in the market, insufficient experience, and alienation from familiar social environments result in the fact that a significant number of young people are destined to be non-qualified,

with the prospects of finding only temporary and poorly paid work. In turn, this can lead to rampant crime, drug-addition, and other unwanted phenomena among young people.

One of the most important resources, which allow us to overcome complications in the country's development, is the expanded use of information-and-communication technologies.

**Diagram 30. Personal computers in use and Internet users per 100 population**  
Source: Ministry of transport and communications



Their development is especially important, as the main users of these technologies are young people, and this can lead to a significant rise in opportunities for employment, and professional growth and development. It can also play a key role in overcoming the geographic and economic isolation of the country. One of the indicators of ICT development is the number of stationary and cellular telephones in the country (Diagram 29). According to this indicator there was some improvement in access to telephone communication during 1990-2001, however, this was very much restricted to the cities, as the situation in rural areas became even worse.

Data on the use of computers by citizens and access to Internet services has led to the formation of another group of indicators for ICT development (Diagram 30). According to some estimates, by the end of 2002 about 6% of the urban population of the country had access to Internet (access to Internet in rural areas is practically nil). Young people below the age of 25 make up 50% of all Internet users. It is evident that the indicators on access to ICT are rather modest in comparison to the level attained in developed countries.

## Goal 8. Global Partnership for Development

### Challenges to Achieving the Goal

Ensuring sustainability of the public external debt of Kyrgyzstan is an important and complicated objective. The state has to decrease the amounts of external borrowings to prevent a threat to adequate development of the country's economy. On the other hand, the country faces numerous and large-scale economic and human development tasks for which significant external assistance is required for their solution. Prioritization of such assistance becomes a key problem, and this requires taking hard decisions regarding the concentration and use of available domestic and borrowed resources.

Proper selection of development priorities is possible only under two conditions:

- These priorities are broadly and purposefully discussed with the public, which allows the attainment of a consensus ensuring broad public support for the development program as a whole;
- There are reliable estimates in terms of needed resources (human, material, and financial), which are required in order to solve all basic development objectives.

In the process of the preparation and adoption of the CDF and NSPR, a broad consultative process was evolved in the country informing citizens of the country's key problems, and also highlighting possible steps to be undertaken by the state in solving these problems. Undoubtedly, progress has been made in terms of the first of the above-mentioned conditions. At the same time the extremely important task of assessing the optimal resource requirements is still far from complete.

Both for ensuring debt sustainability of the state and smooth development of the country over a long-term period, the country should be able to mobilize (through taxes and other controls) much more of its domestic resources than before. The share of state revenue to GDP of Kyrgyzstan is more than half that of other OECD countries, which have already attained a high level of human potential development. A necessary condition for an increase in tax receipts and other revenues of the state is effective spending of public funds (including external assistance resources) and

a confidence on the part of citizens that public money is being put to the best possible use and for the sake of common interests. Unfortunately some doubts still exist in the area of governance effectiveness, as well as a fear of excessive corruption.



Another aspect of the problem of efficient use in terms of external resources is the coordination of the numerous aid programmes implemented in the country. Unfortunately, it sometimes happens that various international organizations duplicate each other's activities, or set up contradictory requirements to governmental bodies, etc.

External assistance still uses domestic capacities of organizations and citizens of the country for development purposes insufficiently, and often considers them as recipients of assistance, but not as partners in its implementation.

In addition to internal problems, there are a number of external circumstances which reduce the effectiveness of international assistance and increase the country's dependence on the latter. As well as the regions political instability and its geographic remoteness and related difficulties in transport communications, the republic also has to face the barriers set up by neighboring countries, which impede free movement of goods, capital and people. These barriers complicate economic development of the country and slow down growth in employment of its citizens, in particular, that of young people.

As was mentioned before, development of ICT is critically important for the country. However, it is not less important for the development to be equal



## Goal 8. Global Partnership for Development

in all spheres of activities in order for Kyrgyzstan to overcome the digital divide in a global context that does not result in a similar divide within the country - between urban and rural areas, or between various regions or population groups. Some signs of this are becoming apparent already, as is apparent from the above-mentioned data regarding telephone communication and access to Internet in cities and villages.

### Required Actions

Evidently, the successful continuation of cooperation between Kyrgyzstan and the international community requires the careful reconsideration of existing practices in terms of cooperation, and scale and directions of assistance provided to the country.

The country, apparently, is in need of significant debt burden relief by writing-off a part of its debt. In order to avoid new debts, it is preferable that a significantly large part of assistance, especially in the area of human development and environment protection is provided on a grant basis. Of course, corresponding steps on the part of the government and the whole civil society of Kyrgyzstan should accompany such a shift in the structure of assistance. This would clearly demonstrate the country's commitment to attaining the objectives of poverty reduction, it's intention and ability to pursue a responsible macroeconomic and fiscal policy, it's resolve to radically improve governance effectiveness, and it's desire to strengthen democratic mechanisms within the state and the society.

The effectiveness of assistance programmes can be increased significantly if the role of the Government and its citizens is better coordinated. This implies that it is necessary to consolidate the recently developed practice of government bodies participating in the planning of external assistance funds and the public discussions regarding these plans, intensive involvement of local contractors in project implementation activities, and the engagement of citizens in assisting the programmes monitoring process.

Assistance of the international community would be especially valuable in the task of eliminating trade and other economic barriers, and in attracting foreign investments, i.e. the establishment of a sustainable economic basis for the development of the country, without which human development would be impossible. Some effective instruments, which might help to attain these objectives, include various regional projects for the development of water resources and energy, transport, communication, and other infrastructure, the implementation of which requires international support.

In order to provide citizens of the country with full-scale access to achievements of modern information technologies National Strategy "Information and Communication Technologies for Development of the Kyrgyz Republic" was adopted in Kyrgyzstan in 2002. Implementation of the Strategy has to contribute to the improvement of governance, strengthen collaboration between the Government, local communities and private sector, and increase the labor productivity and export potential of the country.

### Status at a glance

Will the targets be reached by 2015?			
Probably	<b>Potentially</b>	Unlikely	Insufficient data
State of supportive environment			
Strong	<b>Fair</b>	Weak but improving	Weak

## Conclusions

Consideration of the situation in Kyrgyzstan from the viewpoint of each MDG allows us to come to some general conclusions.

- All MDGs are closely interrelated. Sustainable progress towards the achievement of any of them is possible only if there is simultaneous progress in the other objectives. For example, maintaining environmental sustainability requires citizens to act not on the basis of transitory understanding of practicability, but by the consideration of long-term interests. To do this it is necessary for them to forget their poverty and about tackling the problem of surviving on a daily basis. On the other hand, radical poverty reduction is possible only if the country succeeds in managing its unique natural resources efficiently, ensuring a proper and balanced environmental situation in the country. Therefore, well-coordinated and thoroughly planned actions should take into account all development aspects: human, economic, environmental and many others that are essential for attaining the MDGs.
- The key condition for the feasibility of such actions is effective governance based on long-term interests of the people of Kyrgyzstan. Implementation of the recently started governance reform represents a chance for the country to bring its governance system in line with development needs. Only a radical reform of government bodies under the society's supervision will allow hope for the attainment of the goals as established by the CDF, NSPR and MDG.
- The actions necessary for attaining these goals require huge resources. A realistic assessment of the demand in resources, possibilities of mobilization of domestic resources, and optimal volumes of external assistance are necessary prerequisites for these resources to be found and used in

the most efficient way. Acute shortages in government budget resources necessary for maintaining areas critically important for the attainment of MDGs (education, healthcare, etc.) can be, and should be rectified not only by expanded state financing, but also by critical analysis and reallocation of available resources, recognition of development priorities and undeviating adherence to them, and by attracting all possible private sector resources. The attraction of external assistance should be subject to rigorous state and public control ensuring maximum effective use of the resources needed by the republic, but also preventing adverse consequences, such as external debt growth or a reduction in incentives for the mobilization of domestic resources.

- Continuous monitoring of all activities aimed at attaining MDGs is required. This requires establishing an effective functioning monitoring system fully integrated with other state and public monitoring systems for the social and economic development of the country. The given report can be considered as one element of such a system.
- Both the fulfillment of monitoring objectives and all actions aimed at the country's development, can be successful if they are implemented not only by certain governmental bodies directly responsible for this or other area of activities, but by all parties concerned - including representatives of the private sector and civil society's organizations. Only real partnerships in attaining MDGs, and broad participation of all citizens with the support from the international community are able to provide for the massive effort needed in allowing hope that by 2015 a majority of the set up development objectives will be fulfilled successfully.



## Annex 1. Capacity for monitoring and reporting MDG-progress

Annex 1. Capacity for monitoring and reporting MDG-progress

Goals	Quantity & Regularity of Survey Information			Quality of Survey Information			Statistical Analysis			Statistics in Policy-Making			Reporting and Dissemination of Information		
	Strong	Fair	Weak	Strong	Fair	Weak	Strong	Fair	Weak	Strong	Fair	Weak	Strong	Fair	Weak
Eradication of Extreme Poverty		✓			✓			✓			✓			✓	
Education		✓			✓			✓			✓			✓	
Gender Equality		✓			✓			✓			✓			✓	
Reduction of Child Mortality		✓				✓		✓			✓			✓	
Improvement of Maternal Health		✓			✓			✓			✓			✓	
Combating HIV/AIDS and Other Disease			✓			✓		✓			✓			✓	
Environmental Sustainability		✓			✓			✓			✓			✓	
Global Partnership for Development					✓			✓			✓			✓	

## Annex 2. United Nations Millennium Declaration

*Resolution 55/2 adopted by the General Assembly  
18 September, 2000*

*The General Assembly*

*Adopts the following Declaration:*

### United Nations Millennium Declaration

#### I. Values and principles

1. We, heads of State and Government, have gathered at United Nations Headquarters in New York from 6 to 8 September 2000, at the dawn of a new millennium, to reaffirm our faith in the Organization and its Charter as indispensable foundations of a more peaceful, prosperous and just world.

2. We recognize that, in addition to our separate responsibilities to our individual societies, we have a collective responsibility to uphold the principles of human dignity, equality and equity at the global level. As leaders we have a duty therefore to all the world's people, especially the most vulnerable and, in particular, the children of the world, to whom the future belongs.

3. We reaffirm our commitment to the purposes and principles of the Charter of the United Nations, which have proved timeless and universal. Indeed, their relevance and capacity to inspire have increased, as nations and peoples have become increasingly interconnected and interdependent.

4. We are determined to establish a just and lasting peace all over the world in accordance with the purposes and principles of the Charter. We rededicate ourselves to support all efforts to uphold the sovereign equality of all States, respect for their territorial integrity and political independence, resolution of disputes by peaceful means and in conformity with the principles of justice and international law, the right to self-determination of peoples which remain under

colonial domination and foreign occupation, non-interference in the internal affairs of States, respect for human rights and fundamental freedoms, respect for the equal rights of all without distinction as to race, sex, language or religion and international cooperation in solving international problems of an economic, social, cultural or humanitarian character.

5. We believe that the central challenge we face today is to ensure that globalization becomes a positive force for all the world's people. For while globalization offers great opportunities, at present its benefits are very unevenly shared, while its costs are unevenly distributed. We recognize that developing countries and countries with economies in transition face special difficulties

in responding to this central challenge. Thus, only through broad and sustained efforts to create a shared future, based upon our common humanity in all its diversity, can globalization be made fully inclusive and equitable. These efforts must include policies and measures, at the global level, which correspond to the needs of developing countries and economies in transition and are formulated and implemented with their effective participation.

6. We consider certain fundamental values to be essential to international relations in the twenty-first century. These include:

- Freedom. Men and women have the right to live their lives and raise their children in dignity, free from hunger and from the fear of violence, oppression or injustice. Democratic and participatory governance based on the will of the people best assures these rights.
- Equality. No individual and no nation must be denied the opportunity to benefit from development. The equal rights and opportunities of women and men must be assured.





## Annex 2. United Nations Millennium Declaration

- Solidarity. Global challenges must be managed in a way that distributes the costs and burdens fairly in accordance with basic principles of equity and social justice. Those who suffer or who benefit least deserve help from those who benefit most.
- Tolerance. Human beings must respect one other, in all their diversity of belief, culture and language. Differences within and between societies should be neither feared nor repressed, but cherished as a precious asset of humanity. A culture of peace and dialogue among all civilizations should be actively promoted.
- Respect for nature. Prudence must be shown in the management of all living species and natural resources, in accordance with the precepts of sustainable development. Only in this way can the immeasurable riches provided to us by nature be preserved and passed on to our descendants. The current unsustainable patterns of production and consumption must be changed in the interest of our future welfare and that of our descendants.
- Shared responsibility. Responsibility for managing worldwide economic and social development, as well as threats to international peace and security, must be shared among the nations of the world and should be exercised multilaterally. As the most universal and most representative organization in the world, the United Nations must play the central role.

7. In order to translate these shared values into actions, we have identified key objectives to which we assign special significance.

### II. Peace, security and disarmament

8. We will spare no effort to free our peoples from the scourge of war, whether within or between States, which has claimed more than 5 million lives in the past decade. We will also seek to eliminate the dangers posed by weapons of mass destruction.

9. We resolve therefore:

- To strengthen respect for the rule of law in international as in national affairs and, in

particular, to ensure compliance by Member States with the decisions of the International Court of Justice, in compliance with the Charter of the United Nations, in cases to which they are parties.

- To make the United Nations more effective in maintaining peace and security by giving it the resources and tools it needs for conflict prevention, peaceful resolution of disputes, peacekeeping, post-conflict peace-building, and reconstruction. In this context, we take note of the report of the Panel on United Nations Peace Operations and request the General Assembly to consider its recommendations expeditiously.
- To strengthen cooperation between the United Nations and regional organizations, in accordance with the provisions of Chapter VIII of the Charter.
- To ensure the implementation, by States Parties, of treaties in areas such as arms control and disarmament and of international humanitarian law and human rights law, and call upon all States to consider signing and ratifying the Rome Statute of the International Criminal Court.
- To take concerted action against international terrorism, and to accede as soon as possible to all the relevant international conventions.
- To redouble our efforts to implement our commitment to counter the world drug problem.
- To intensify our efforts to fight transnational crime in all its dimensions, including trafficking as well as smuggling in human beings and money laundering.
- To minimize the adverse effects of United Nations economic sanctions on innocent populations, to subject such sanctions



## Annex 2. United Nations Millennium Declaration

regimes to regular reviews and to eliminate the adverse effects of sanctions on third parties.

- To strive for the elimination of weapons of mass destruction, particularly nuclear weapons, and to keep all options open for achieving this aim, including the possibility of convening an international conference to identify ways of eliminating nuclear dangers.
- To take concerted action to end illicit traffic in small arms and light weapons, especially by making arms transfers more transparent and supporting regional disarmament measures, taking account of all the recommendations of the forthcoming United Nations Conference on Illicit Trade in Small Arms and Light Weapons.
- To call on all States to consider acceding

to the Convention on the Prohibition of the Use, Stockpiling, Production and Transfer of Anti-personnel Mines and on Their Destruction, as well as the amended mines protocol to the Convention on conventional weapons.

10. We urge Member States to observe the Olympic Truce, individually and collectively, now and in the future, and to support the International Olympic Committee in its

efforts to promote peace and human understanding through sport and the Olympic Ideal.

### III. Development and poverty eradication

11. We will spare no effort to free our fellow men, women and children from the abject and dehumanizing conditions of extreme poverty, to which more than a billion of them are currently

subjected. We are committed to making the right to development a reality for everyone and to freeing the entire human race from want.

12. We resolve therefore to create an environment - at national and global levels alike - which is conducive to development and to the elimination of poverty.

13. Success in meeting these objectives depends, inter alia, on good governance within each country. It also depends on good governance at the international level and on transparency in the financial, monetary and trading systems. We are committed to an open, equitable, rule-based, predictable and nondiscriminatory multilateral trading and financial system.

14. We are concerned about the obstacles developing countries face in mobilizing the resources needed to finance their sustained development. We will therefore make every effort to ensure the success of the High-level International and Intergovernmental Event on Financing for Development, to be held in 2001.

15. We also undertake to address the special needs of the least developed countries. In this context, we welcome the Third United Nations Conference on the Least Developed Countries to be held in May 2001 and will endeavor to ensure its success. We call on the industrialized countries:

- To adopt, preferably by the time of that Conference, a policy of duty- and quota-free access for essentially all exports from the least developed countries;
- To implement the enhanced programme of debt relief for the heavily indebted poor countries without further delay and to agree to cancel all official bilateral debts of those countries in return for their making demonstrable commitments to poverty reduction; and
- To grant more generous development assistance, especially to countries that are genuinely making an effort to apply their resources to poverty reduction.





## Annex 2. United Nations Millennium Declaration

16. We are also determined to deal comprehensively and effectively with the debt problems of low- and middle-income developing countries, through various national and international measures designed to make their debt sustainable in the long term.

17. We also resolve to address the special needs of small island developing States, by implementing the Barbados Programme of Action and the outcome of the twenty-second special session of the General Assembly rapidly and in full. We urge the international community to ensure that, in the development of a vulnerability index, the special needs of small island developing States are taken into account.

18. We recognize the special needs and problems of the landlocked developing countries, and urge both bilateral and multilateral donors to increase financial and technical assistance to this group of countries to meet their special development needs and to help them overcome the impediments of geography by improving their transit transport systems.

19. We resolve further:

- To halve, by the year 2015, the proportion of the world's people whose income is less than one dollar a day and the proportion of people who suffer from hunger and, by the same date, to halve the proportion of people who are unable to reach or to afford safe drinking water.
- To ensure that, by the same date, children everywhere, boys and girls alike, will be able to complete a full course of primary schooling and that girls and boys will have equal access to all levels of education.



- By the same date, to have reduced maternal mortality by three quarters, and under-five child mortality by two thirds, of their current rates.
- To have, by then, halted, and begun to reverse, the spread of HIV/AIDS, the scourge of malaria and other major diseases that afflict humanity.
- To provide special assistance to children orphaned by HIV/AIDS.
- By 2020, to have achieved a significant improvement in the lives of at least 100 million slum dwellers as proposed in the "Cities Without Slums" initiative.

20. We also resolve:

- To promote gender equality and the empowerment of women as effective ways to combat poverty, hunger and disease and to stimulate development that is truly sustainable.
- To develop and implement strategies that give young people everywhere a real chance to find decent and productive work.
- To encourage the pharmaceutical industry to make essential drugs more widely available and affordable by all who need them in developing countries.
- To develop strong partnerships with the private sector and with civil society organizations in pursuit of development and poverty eradication.
- To ensure that the benefits of new technologies, especially information and communication technologies, in conformity with recommendations contained in the ECOSOC 2000 Ministerial Declaration, are available to all.

## Annex 2. United Nations Millennium Declaration

### IV. Protecting our common environment

21. We must spare no effort to free all of humanity, and above all our children and grandchildren, from the threat of living on a planet irredeemably spoilt by human activities, and whose resources would no longer be sufficient for their needs.

22. We reaffirm our support for the principles of sustainable development, including those set out in Agenda 21, agreed upon at the United Nations Conference on Environment and Development.

23. We resolve therefore to adopt in all our environmental actions a new ethic of conservation and stewardship and, as first steps, we resolve:

- To make every effort to ensure the entry into force of the Kyoto Protocol, preferably by the tenth anniversary of the United Nations Conference on Environment and Development in 2002, and to embark on the required reduction in emissions of greenhouse gases.
- To intensify our collective efforts for the management, conservation and sustainable development of all types of forests.
- To press for the full implementation of the Convention on Biological Diversity and the Convention to Combat Desertification in those Countries Experiencing Serious Drought and/or Desertification, particularly in Africa.
- To stop the unsustainable exploitation of water resources by developing water management strategies at the regional, national and local levels, which promote both equitable access and adequate supplies.
- To intensify cooperation to reduce the number and effects of natural and manmade disasters.
- To ensure free access to information on the human genome sequence.



### V. Human rights, democracy and good governance

24. We will spare no effort to promote democracy and strengthen the rule of law, as well as respect for all internationally recognized human rights and fundamental freedoms, including the right to development.

25. We resolve therefore:

- To respect fully and uphold the Universal Declaration of Human Rights.
- To strive for the full protection and promotion in all our countries of civil, political, economic, social and cultural rights for all.
- To strengthen the capacity of all our countries to implement the principles and practices of democracy and respect for human rights, including minority rights.
- To combat all forms of violence against women and to implement the Convention on the Elimination of All Forms of Discrimination against Women.
- To take measures to ensure respect for and protection of the human rights of migrants, migrant workers and their families, to eliminate the increasing acts of racism and xenophobia in many societies and to promote greater harmony and tolerance in all societies.
- To work collectively for more inclusive political processes, allowing genuine participation by all citizens in all our countries.
- To ensure the freedom of the media to perform their essential role and the right of the public to have access to information.

### VI. Protecting the vulnerable

26. We will spare no effort to ensure that children and all civilian populations that suffer disproportionately the consequences of natural disasters, genocide, armed conflicts and other



## Annex 2. United Nations Millennium Declaration

humanitarian emergencies are given every assistance and protection so that they can resume normal life as soon as possible.

We resolve therefore:


- To expand and strengthen the protection of civilians in complex emergencies, in conformity with international humanitarian law.
- To strengthen international cooperation, including burden sharing in, and the coordination of humanitarian assistance to, countries hosting refugees and to help all refugees and displaced persons to return voluntarily to their homes, in safety and dignity and to be smoothly reintegrated into their societies.
- To encourage the ratification and full implementation of the Convention on the Rights of the Child and its optional protocols on the involvement of children in armed conflict and on the sale of children, child prostitution and child pornography.

### VII. Meeting the special needs of Africa

27. We will support the consolidation of democracy in Africa and assist Africans in their struggle for lasting peace, poverty eradication and sustainable development, thereby bringing Africa into the mainstream of the world economy.

28. We resolve therefore:

- o To give full support to the political and institutional structures of emerging democracies in Africa.
- To encourage and sustain regional and subregional mechanisms for preventing conflict and promoting political stability, and to ensure a reliable flow of resources for peacekeeping operations on the continent.
- To take special measures to address the challenges of poverty eradication and sustainable development in Africa, including



debt cancellation, improved market access, enhanced Official Development Assistance and increased flows of Foreign Direct Investment, as well as transfers of technology.

- To help Africa build up its capacity to tackle the spread of the HIV/AIDS pandemic and other infectious diseases.

### VIII. Strengthening the United Nations

29. We will spare no effort to make the United Nations a more effective instrument for pursuing all of these priorities: the fight for development for all the peoples of the world, the fight against poverty, ignorance and disease; the fight against injustice; the fight against violence, terror and crime; and the fight against the degradation and destruction of our common home.

30. We resolve therefore:

- To reaffirm the central position of the General Assembly as the chief deliberative, policy-making and representative organ of the United Nations, and to enable it to play that role effectively.
- To intensify our efforts to achieve a comprehensive reform of the Security Council in all its aspects.
- To strengthen further the Economic and Social Council, building on its recent achievements, to help it fulfil the role ascribed to it in the Charter.
- To strengthen the International Court of Justice, in order to ensure justice and the rule of law in international affairs.
- To encourage regular consultations and coordination among the principal organs of the United Nations in pursuit of their functions.
- To ensure that the Organization is provided on a timely and predictable basis with the resources it needs to carry out its mandates.

## Annex 2. United Nations Millennium Declaration

- To urge the Secretariat to make the best use of those resources, in accordance with clear rules and procedures agreed by the General Assembly, in the interests of all Member States, by adopting the best management practices and technologies available and by concentrating on those tasks that reflect the agreed priorities of Member States.
  - To promote adherence to the Convention on the Safety of United Nations and Associated Personnel.
  - To ensure greater policy coherence and better cooperation between the United Nations, its agencies, the Bretton Woods Institutions and the World Trade Organization, as well as other multilateral bodies, with a view to achieving a fully coordinated approach to the problems of peace and development.
  - To strengthen further cooperation between the United Nations and national parliaments through their world organization, the Inter-Parliamentary Union, in various fields, including peace and security, economic and social development, international law and human rights and democracy and gender issues.
- To give greater opportunities to the private sector, non-governmental organizations and civil society, in general, to contribute to the realization of the Organization's goals and programmes.
31. We request the General Assembly to review on a regular basis the progress made in implementing the provisions of this Declaration, and ask the Secretary-General to issue periodic reports for consideration by the General Assembly and as a basis for further action.
32. We solemnly reaffirm, on this historic occasion, that the United Nations is the indispensable common house of the entire human family, through which we will seek to realize our universal aspirations for peace, cooperation and development. We therefore pledge our unstinting support for these common objectives and our determination to achieve them.



## Annex 3. Indicators recommended for MDG monitoring at global level

Goals and Targets (from the Millennium Declaration)	Indicators for monitoring progress
<b>Goal 1. Eradicate extreme poverty and hunger</b>	
Target 1. Halve, between 1990 and 2015, the proportion of people whose income is less than one dollar a day (PPP)	1. Proportion of population below \$1 (PPP) per day 2. Poverty gap ratio 3. Share of poorest quintile in national consumption
Target 2. Halve, between 1990 and 2015, the proportion of people who suffer from hunger	4. Prevalence of underweight children under-five years of age 5. Proportion of population below minimum level of dietary energy consumption
<b>Goal 2. Achieve universal primary education</b>	
Target 3. Ensure that, by 2015, children everywhere, boys and girls alike, will be able to complete a full course of primary schooling	6. Net enrolment ratio in primary education 7. Proportion of pupils starting grade 1 who reach grade 5 8. Literacy rate of 15-24 year-olds
<b>Goal 3. Promote gender equality and empower women</b>	
Target 4. Eliminate gender disparity in primary and secondary education preferably by 2005 and to all levels of education no later than 2015	9. Ratios of girls to boys in primary, secondary and tertiary education 10. Ratio of literate females to males of 15-24 year-olds 11. Share of women in wage employment in the nonagricultural sector 12. Proportion of seats held by women in national parliament
<b>Goal 4. Reduce child mortality</b>	
Target 5. Reduce by two-thirds, between 1990 and 2015, the under-five mortality rate	13. Under-five mortality rate 14. Infant mortality rate 15. Proportion of 1 year-old children immunized against measles
<b>Goal 5. Improve maternal health</b>	
Target 6. Reduce by three-quarters, between 1990 and 2015, the maternal mortality ratio	16. Maternal mortality ratio 17. Proportion of births attended by skilled health personnel
<b>Goal 6. Combat HIV/AIDS, malaria and other diseases</b>	
Target 7. Have halted by 2015 and begun to reverse the spread of HIV/AIDS	18. HIV prevalence among 15-24 year old pregnant women* 19. Condom use rate of the contraceptive prevalence rate* 20. Number of children orphaned by HIV/AIDS*

### Annex 3. Indicators recommended for MDG monitoring at global level

Target 8. Have halted by 2015 and begun to reverse the incidence of malaria and other major diseases	<p>21. Prevalence and death rates associated with malaria</p> <p>22. Proportion of population in malaria risk areas using effective malaria prevention and treatment measures*</p> <p>23. Prevalence and death rates associated with tuberculosis</p> <p>24. Proportion of tuberculosis cases detected and cured under directly observed treatment short course (DOTS)</p>
Goal 7. Ensure environmental sustainability	
Target 9. Integrate the principles of sustainable development into country policies and programmes and reverse the loss of environmental resources	<p>25. Proportion of land area covered by forest</p> <p>26. Ratio of area protected to maintain biological diversity to surface area *</p> <p>27. Energy use (kg oil equivalent) per \$1 GDP (PPP)</p> <p>28. Carbon dioxide emissions (per capita) and consumption of ozone-depleting CFCs (ODP tons)</p> <p>29. Proportion of population using solid fuels*</p>
Target 10. Halve, by 2015, the proportion of people without sustainable access to safe drinking water	30. Proportion of population with sustainable access to an improved water source, urban and rural
Target 11. By 2020, to have achieved a significant improvement in the lives of at least 100 million slum dwellers	<p>31. Proportion of urban population with access to improved sanitation</p> <p>32. Proportion of households with access to secure tenure (owned or rented)</p>



## Annex 3. Indicators recommended for MDG monitoring at global level

### Goal 8. Develop a global partnership for development

Target 12. Develop further an open, rule-based, predictable, non-discriminatory trading and financial system	Some of the indicators listed below are monitored separately for the least developed countries (LDCs), Africa, landlocked countries and small island developing states.
Target 13. Address the special needs of the least developed countries	Official development assistance 33. Net ODA, total and to LDCs, as percentage of OECD/DAC donors' gross national income 34. Proportion of total bilateral, sector-allocable ODA of OECD/DAC donors to basic social services (basic education, primary health care, nutrition, safe water and sanitation)
Target 14. Address the special needs of landlocked countries and small island developing States	35. Proportion of bilateral ODA of OECD/DAC donors that is untied 36. ODA received in landlocked countries as proportion of their GNIs 37. ODA received in small island developing States as proportion of their GNIs
Target 15. Deal comprehensively with the debt problems of developing countries through national and international measures in order to make debt sustainable in the long term	Market access 38. Proportion of total developed country imports (by value and excluding arms) from developing countries and LDCs, admitted free of duties 39. Average tariffs imposed by developed countries on agricultural products and textiles and clothing from developing countries 40. Agricultural support estimate for OECD countries as percentage of their GDP 41. Proportion of ODA provided to help build trade capacity Debt sustainability 42. Total number of countries that have reached their HIPC decision points and number that have reached their HIPC completion points (cumulative) 43. Debt relief committed under HIPC initiative, US\$ 44. Debt service as a percentage of exports of goods and services

### Annex 3. Indicators recommended for MDG monitoring at global level

Target 16. In co-operation with developing countries, develop and implement strategies for decent and productive work for youth	45. Unemployment rate of 15-24 year-olds, each sex and total
Target 17. In co-operation with pharmaceutical companies, provide access to affordable, essential drugs in developing countries	46. Proportion of population with access to affordable essential drugs on a sustainable basis
Target 18. In co-operation with the private sector, make available the benefits of new technologies, especially information and communications	47. Telephone lines and cellular subscribers per 100 population 48. Personal computers in use per 100 population and Internet users per 100 population

Source: United Nations Statistics Department

Indicators which are not measured in Kyrgyzstan yet, or are irrelevant to the situation in the country, are marked with \*.



