

## List Expert for the Technical Guidelines for Biosphere Reserves Working Group

PRIORITY AREA	N°	COUNTRY	REGION	SURNAME	NAME	GENDER
<b>ZONATION OF BIOSPHERE RESERVES</b>  <b>17 experts (5 women)</b>  <b>7 AFR 2 ASPAC 5 ENA 3 LAC</b>	1	Senegal	AFR	NGOM	Daouda	M
	2	Senegal	AFR	DIABY	Nouhou	M
	3	Ivory Coast	AFR	GAUZE TOUAO	Kah Martine	F
	4	Nigeria	AFR	OKEYOYIN	Abgoola Okede	M
	5	Ivory Coast	AFR	DIE	Agathe	F
	6	Cameroon	AFR	TSAKEM	Samuel Christian	M
	7	Burkina Faso	AFR	DIBLONI	Olo Théophile	M
	8	Korea	ASPAC	CHO	Doo-Soon	M
	9	Indonesia	ASPAC	DEA	Purwanto	M
	10	France	ENA	CIBIEN	Catherine	F
	11	Germany	ENA	PRUTER	Johannes	M
	12	Romania	ENA	ACIMOV	Zoran	M
	13	Slovakia	ENA	GUZIOVA	Zuzana	F

N°	COUNTRY	REGION	SURNAME	NAME	GENDER
14	United	ENA	BOBOWSKI	Benny	M
15	Colombia	LAC	PENA	Rubiela	F
16	Cuba	LAC	FIGUEROA	Fidel Hernandez	M
17	Brazil	LAC	FERREIRA LOURIVAL	Reinaldo Francisco	M

<b>GOVERNANCE OF BIOSPHERE RESERVES</b>  <b>17 experts (5 women)</b>  <b>4 AFR 2 ASPAC 7 ENA 4 LAC</b>	18	Burkina Faso	AFR	BELEM OUEDRAOGO	Mamounata	F
	19	Kenya	AFR	WANYAMA	Wekesa Boniface	M
	20	Ivory Coast	AFR	KOFFI	Ahua René	M
	21	South Africa	AFR	MARINGA	Vongani Nicolus	M
	22	Pakistan	ASPAC	NASIR	Syed Mahmood	M
	23	Japan	ASPAC	SATO	Tetsu	M
	24	Germany	ENA	ENGELS	Barbara	F
	25	Canada	ENA	MCDERMOTT	Larry	M
	26	France	ENA	JARDIN	Mireille	F
	27	Romania	ENA	IRIMIA	Cristina	F
	28	Ukraine	ENA	CHERINKO	Pavlo	M
	29	United Kingdom	ENA	PRICE	Martin	M
	30	Slovakia	ENA	FABRICIU SOVA	Vladimíra	F
	31	Mexico	LAC	SADA	Sergio Guevara	M
	32	Colombia	LAC	PRIAS	Juan Pablo	M
	33	Cuba	LAC	LLAUGER	Lazaro Marquez	M
	34	Brazil	LAC	RUEGGER DE ALBUQUERQUE	João Lucilio	M

<p><b>POLICY, MANAGEMENT AND BUSINESS PLANNING</b></p> <p><b>20 experts (6 women)</b></p> <p><b>5 AFR 1 ARAB 3 ASPAC 6 ENA 5 LAC</b></p>	35	Cameroon	AFR	NJIANG	Antoine	M
	36	Rwanda	AFR	NSABIMANA	Donat	M
	37	South Africa	AFR	POOL-STANVLIET	Ruida	F
	38	Ivory Coast	AFR	KOUAME	N'dri Marie-Thérèse	F
	39	Burkina Faso	AFR	HEBIE	Lamoussa	M
	40	Morocco	ARB	FASSI	Driss	M
	41	Australia	ASPAC	THOMLINSON	Johanna	F
	42	Korea	ASPAC	KIM	Eun-Young	F
	43	Japan	ASPAC	YOSHIDA	Kentaro	M
	44	Ireland	ENA	GOOD	Jervis	M
	45	Germany	ENA	MOLLER	Lutz	M
	46	Canada	ENA	MESSIER	Jean-Philippe L.	M
	47	Russia	ENA	BRYNSKIKH	Mikhail	M
	48	Belarus	ENA	RYBIANETS	Natallia	F
	49	France	ENA	BIORET	Frédéric	M
	50	Colombia	LAC	TAMAYO SALDARRIAGA	Carlos Mario	M
	51	Cuba	LAC	SUAREZ RODRIGUEZ	Avelino G	M
	52	Cuba	LAC	GARCIA	Maritza	F
	53	Argentina	LAC	PIEN	Graciela	F
	54	Brazil	LAC	BRAGA MORAES VICTOR	Rodrigo Antonio	M

<b>DATA MANAGEMENT AND MONITORING</b>  <b>16 experts (6 women)</b>  <b>7 AFR 1 ASPAC 5 ENA 3 LAC</b>	55	Rwanda	AFR	KAPLIN	Beth A.	F
	56	Burkina Faso	AFR	OUEDA	Adama	M
	57	Ivory Coast	AFR	KANGA	Koco Marie Jeanne	F
	58	Sudan	AFR	HAKIM	Salah	M
	59	Nigeria	AFR	AKINDELE	Shadrach Olufemi	M
	60	Nigeria	AFR	ISICHEI	Augustine	M
	61	Kenya	AFR	ARERO	Jaro	M
	62	China	ASPAC	LUO	Ze	M
	63	Russia	ENA	YASHINA	Tatyana	F
	64	Ireland	ENA	ROCHE	Jenni	F
	65	France	ENA	HIRLEMANN	Gabriel	M
	66	Portugal	ENA	LEANDRO	Sergio Miguel Franco Martins	M
	67	United States	ENA	GALLO	Kirsten	F
	68	Mexico	LAC	TESSARO	Maria Pia Gallina	F
	69	Mexico	LAC	BACA	Cristopher Gonzales	M
	70	Brazil	LAC	DOMINGUES	Sergio Augusto	M

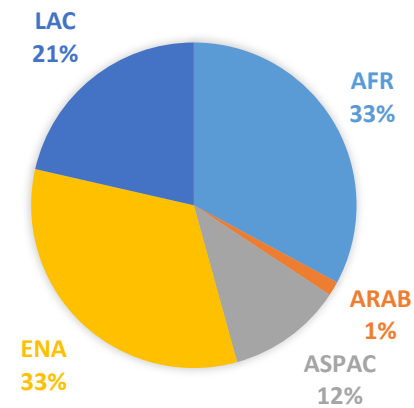
2nd call

# Distribution of Expert for the Technical Guidelines for Biosphere Reserves Working Group

**Regional Distribution**

	Candidates / Region	Percentage
AFR	23	33%
ARAB	1	1%
ASPAC	8	11%
ENA	23	33%
LAC	15	21%
<b>Total</b>	<b>70</b>	<b>100%</b>

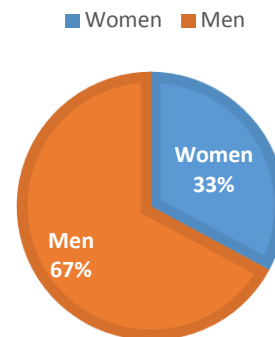
**REGIONAL DISTRIBUTION**



**Gender Distribution**

	Candidates	Percentage
Women	23	33%
Men	47	67%
<b>Total</b>	<b>70</b>	<b>100%</b>

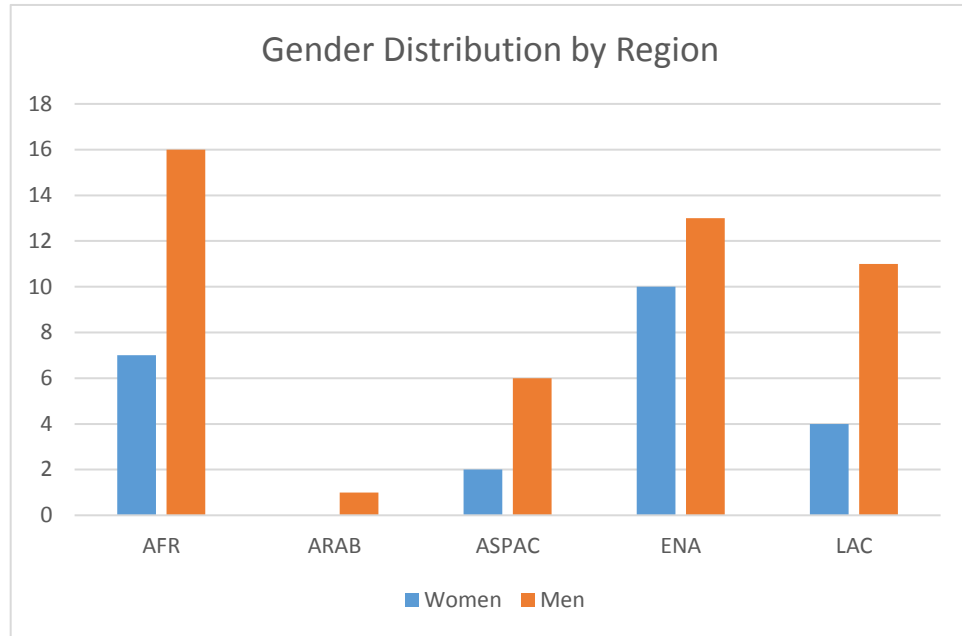
**GENDER DISTRIBUTION**



**Gender Distribution by Region**

	Women	Men	Percentage of Women Candidates
AFR	7	16	30%
ARAB	0	1	0%
ASPAC	2	6	9%
ENA	10	13	43%
LAC	4	11	17%
<b>Total</b>	<b>23</b>	<b>47</b>	<b>100%</b>

**Gender Distribution by Region**

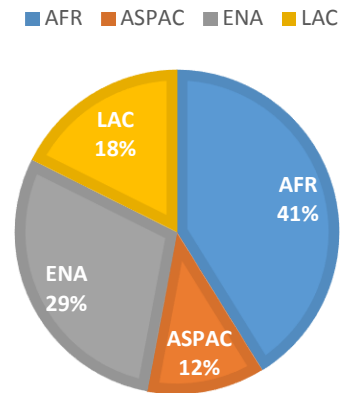


# Zonation

### Regional Distribution

	Candidates / Region	Percentage
AFR	7	41%
ASPAC	2	12%
ENA	5	29%
LAC	3	18%
<b>Total</b>	<b>17</b>	<b>100%</b>

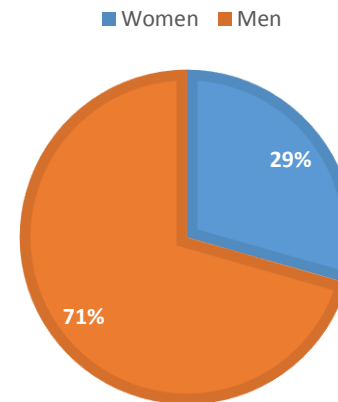
### REGIONAL DISTRIBUTION



### Gender Distribution

	Candidates	Percentage
Women	5	29%
Men	12	71%
<b>Total</b>	<b>17</b>	<b>100%</b>

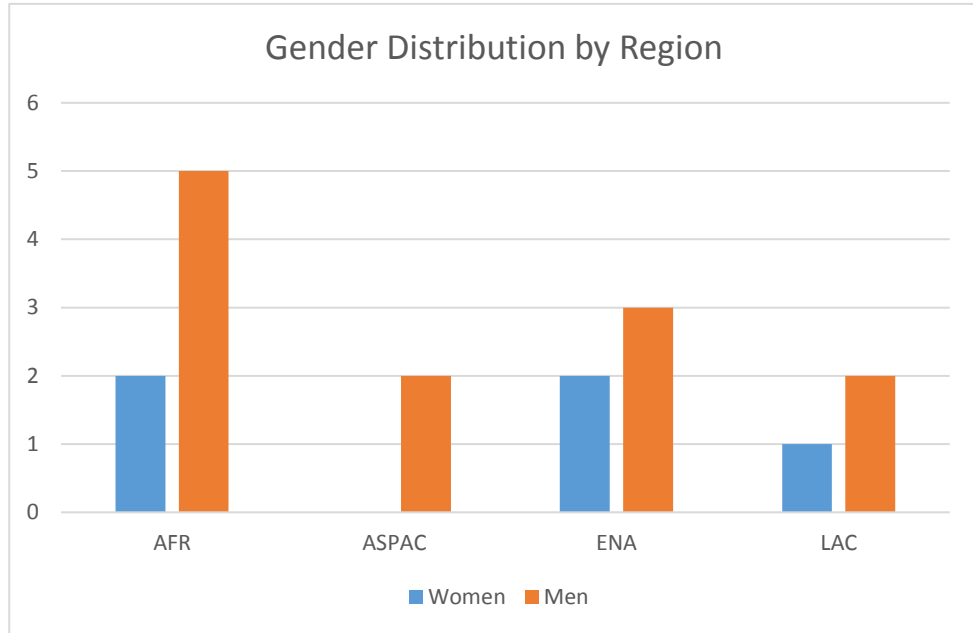
### GENDER DISTRIBUTION



**Gender Distribution by Region**

	Women	Men	Percentage of Women Candidates
AFR	2	5	40%
ASPAC	0	2	0%
ENA	2	3	40%
LAC	1	2	20%
<b>Total</b>	<b>5</b>	<b>12</b>	<b>100%</b>

**Gender Distribution by Region**





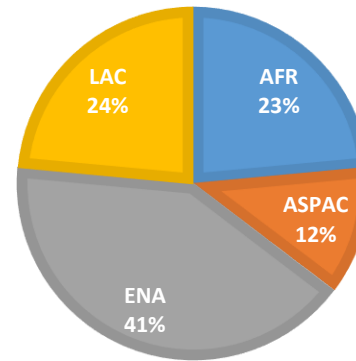
# Governance

### Regional Distribution

	Candidates /Region	Percentage
AFR	4	24%
ASPAC	2	12%
ENA	7	41%
LAC	4	24%
<b>Total</b>	<b>17</b>	<b>100%</b>

### REGIONAL DISTRIBUTION

■ AFR ■ ASPAC ■ ENA ■ LAC

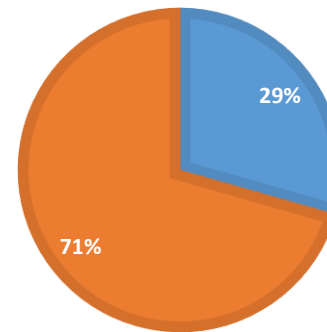


### Gender Distribution

	Candidates	Percentage
Women	5	29%
Men	12	71%
<b>Total</b>	<b>17</b>	<b>100%</b>

### GENDER DISTRIBUTION

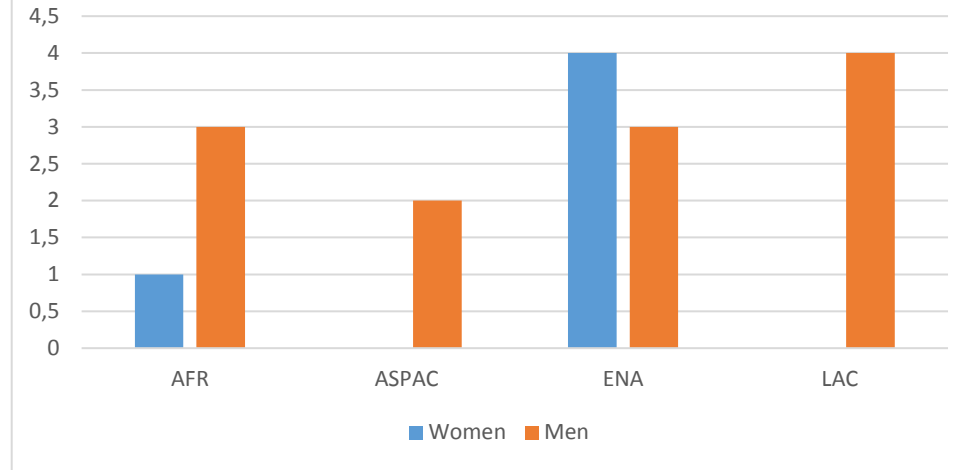
■ Women ■ Men



**Gender Distribution by Region**

	Women	Men	Percentage of Women Candidates
AFR	1	3	20%
ASPAC	0	2	0%
ENA	4	3	80%
LAC	0	4	0%
<b>Total</b>	<b>5</b>	<b>12</b>	<b>100%</b>

**Gender Distribution by Region**



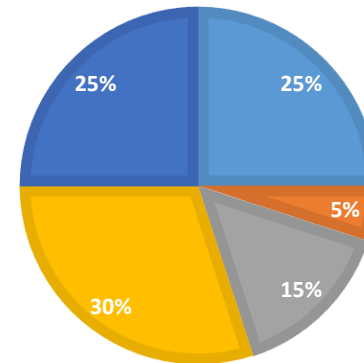
# Policy, Management, and Business Planning

### Regional Distribution

	Candidates /Region	Percentage
AFR	5	25%
ARAB	1	5%
ASPAC	3	15%
ENA	6	30%
LAC	5	25%
<b>Total</b>	<b>20</b>	<b>100%</b>

### REGIONAL DISTRIBUTION

■ AFR ■ ARAB ■ ASPAC ■ ENA ■ LAC

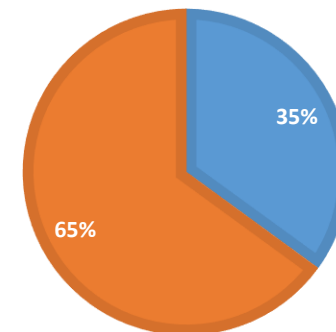


### Gender Distribution

	Candidates	Percentage
Women	7	35%
Men	13	65%
<b>Total</b>	<b>20</b>	<b>100%</b>

### GENDER DISTRIBUTION

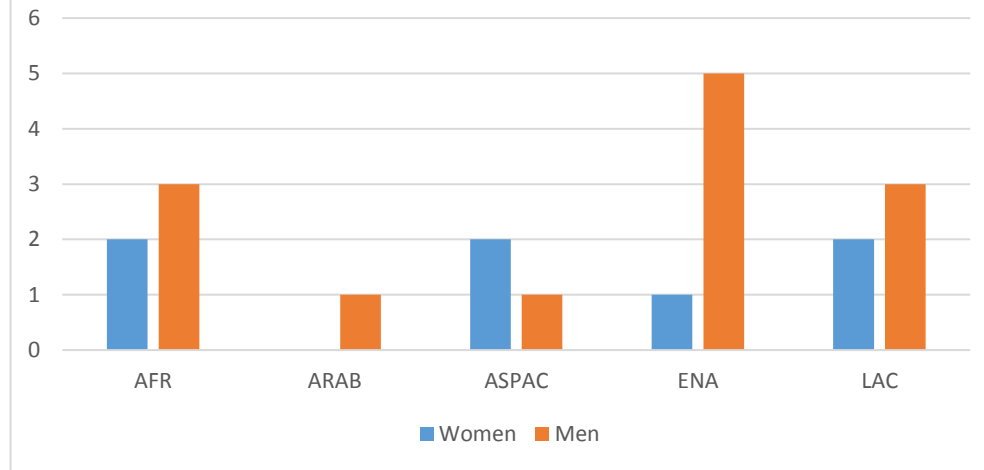
■ Women ■ Men



**Gender Distribution by Region**

	Women	Men	Percentage of Women Candidates
AFR	2	3	29%
ARAB	0	1	0%
ASPAC	2	1	29%
ENA	1	5	14%
LAC	2	3	29%
<b>Total</b>	<b>7</b>	<b>13</b>	<b>100%</b>

**Gender Distribution by Region**



# Data Management and Monitoring

### Regional Distribution

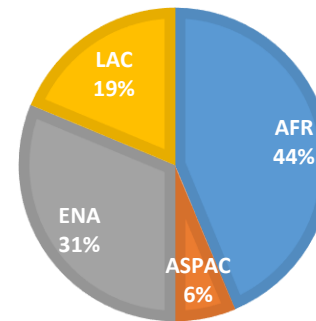
	Candidates / Region	Percentage
AFR	7	44%
ASPAC	1	6%
ENA	5	31%
LAC	3	19%
<b>Total</b>	<b>16</b>	<b>100%</b>

### Gender Distribution

	Candidates	Percentage
Women	6	38%
Men	10	63%
<b>Total</b>	<b>16</b>	<b>100%</b>

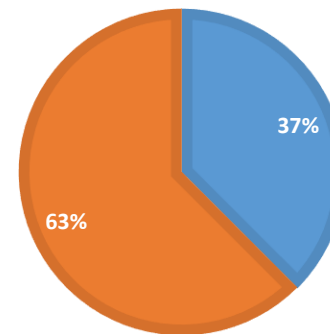
### REGIONAL DISTRIBUTION

■ AFR ■ ASPAC ■ ENA ■ LAC



### GENDER DISTRIBUTION

■ Women ■ Men



**Gender Distribution by Region**

	Women	Men	Percentage of Women Candidates
AFR	2	5	33%
ASPAC	0	1	0%
ENA	3	2	50%
LAC	1	2	17%
<b>Total</b>	<b>6</b>	<b>10</b>	<b>100%</b>

**Gender Distribution by Region**

