

SUSTAINABLE DEVELOPMENT GOAL (SDG) 4
COUNTRY PROFILE

Country or territory

American Samoa

Region

Oceania

Income group

Upper middle income

National Context



Education System



4.1 - Free, equitable and quality primary and secondary education

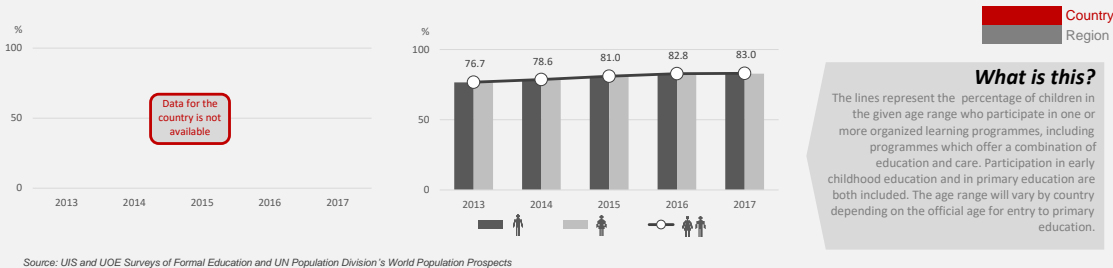


4.2 - Quality early childhood development, care and pre-primary education

Indicator 4.2.1 - Proportion of children under 5 years of age who are developmentally on track in health, learning and psychosocial well-being, by sex

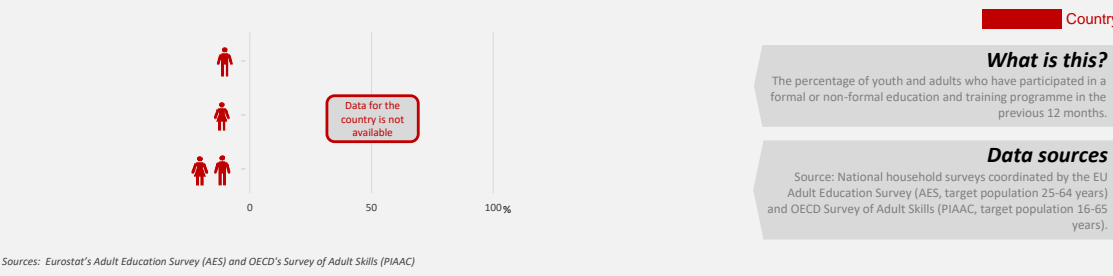


Indicator 4.2.2 - Participation rate in organized learning (one year before the official primary entry age), by sex



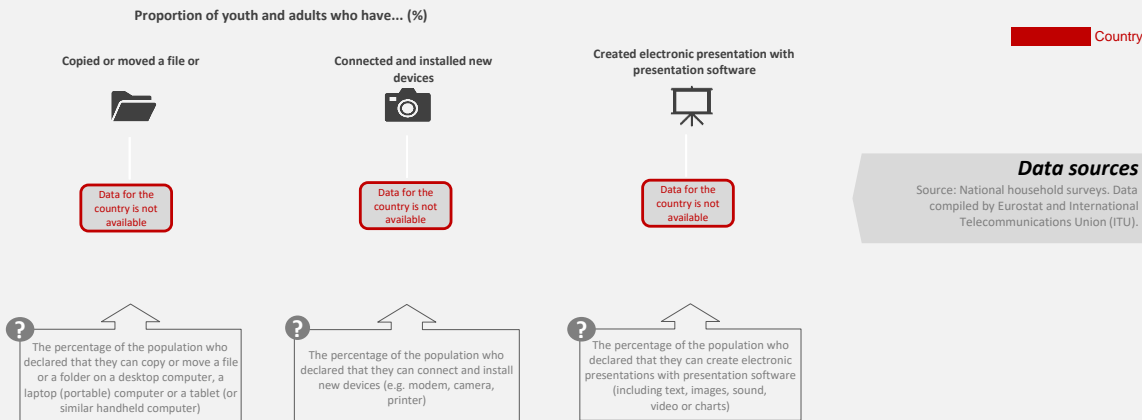
4.3 - Quality TVET and tertiary education

Indicator 4.3.1 - Participation rate of youth and adults in formal and non-formal education and training in the previous 12 months, by sex



4.4 - Technical and vocational skills

Indicator 4.4.1 - Proportion of youth and adults with information and communications technology (ICT) skills, by type of skill



4.6 - Youth and adult literacy and numeracy

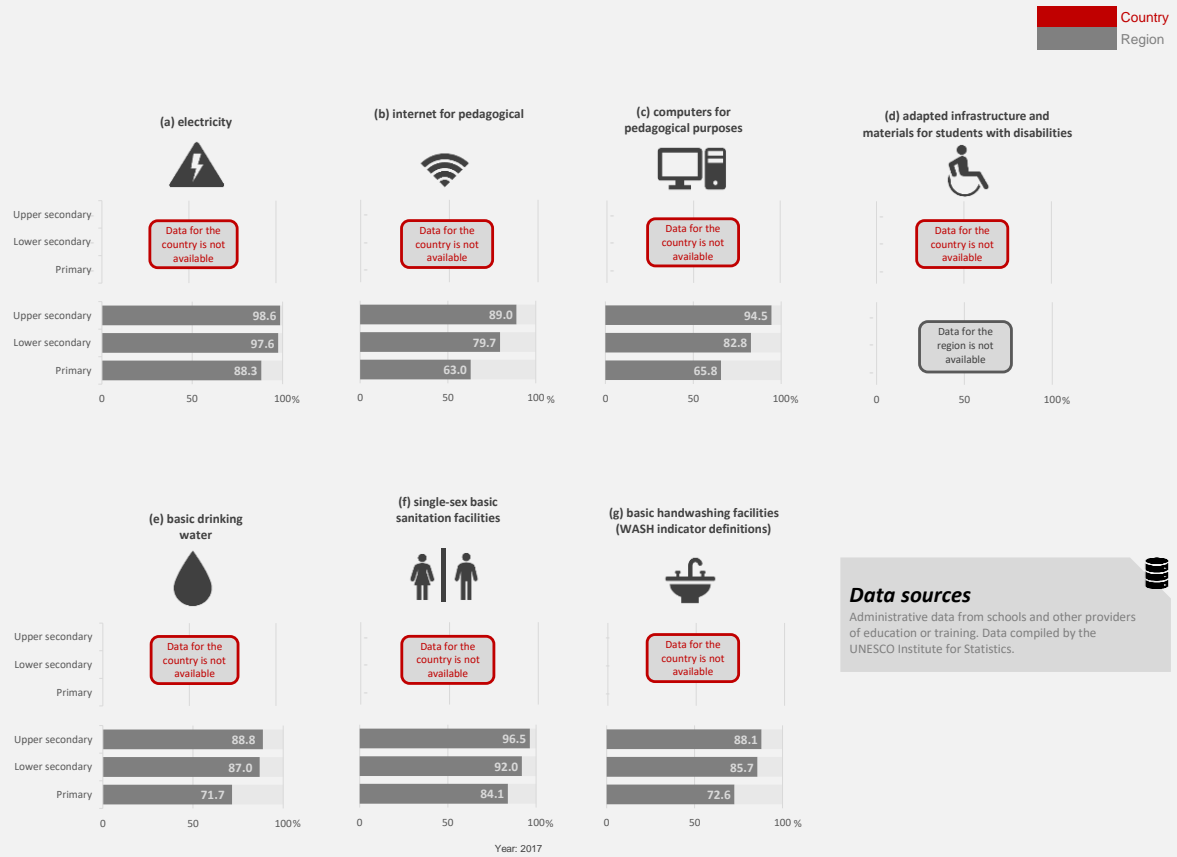
Indicator 4.6.1 - Percentage of population in a given age group achieving at least a fixed level of proficiency in functional (a) literacy and (b) numeracy skills, by sex



Sources: OECD's Programme for the International Assessment of Adult Competencies (PIAAC), World Bank's STEP Skills Measurement Programme (STEP)

4.a - Education facilities

Indicator 4.a.1 - Proportion of schools with access to: (a) electricity; (b) the Internet for pedagogical purposes; (c) computers for pedagogical purposes; (d) adapted infrastructure and materials for students with disabilities; (e) basic drinking water; (f) single-sex basic sanitation facilities; and (g) basic handwashing facilities (as per the WASH indicator definitions)

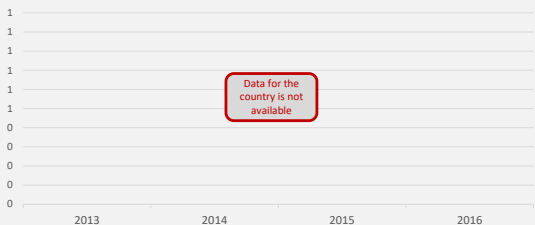


Sources: UIS and UOE Surveys of Formal Education

4.b - Scholarships

Indicator 4.b.1 - Volume of official development assistance flows for scholarships, constant US\$

Country



What is this?
Total net official development assistance (ODA) for scholarships in donor countries expressed in US dollars at the average annual exchange rate.

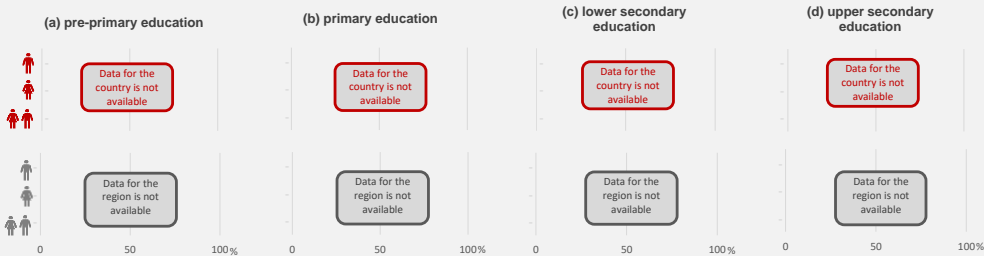
Data sources
Administrative data from donor countries and other aid providers on net official development assistance to education. Data compiled by the Development Assistance Committee (DAC) of the Organization for Economic Co-operation and Development from returns submitted by its member countries and other aid providers.

Sources: The Development Assistance Committee of the Organisation for Economic Co-operation and Development (OECD)

4.c - Qualified teachers

Indicator 4.c.1 - Proportion of teachers in: (a) pre-primary education; (b) primary education; (c) lower secondary education; and (d) upper secondary education who have received at least the minimum organized teacher training (e.g. pedagogical training) pre-service or in-service required for teaching at the relevant level in a given country, by sex

Country
Region



Sources: UIS Surveys of Formal Education

What is this?
Percentage of teachers by level of education taught (pre-primary, primary, lower secondary and upper secondary education) who have received at least the minimum organized pedagogical teacher training pre-service and in-service required for teaching at the relevant level in a given country.

Data sources
Administrative data from schools and other providers of education or training. Data compiled by the UNESCO Institute for Statistics.