

Edited - Input 2012

Republic of Mauritius

Millennium Development Goals

Status Report

2010

Government of the Republic of Mauritius

TABLE OF CONTENTS

Foreword	1
Executive Summary	3
Chapter 1: Introduction	6
Chapter 2: Background Information.....	7
MAURITIUS - STATUS OF GOALS AT A GLANCE.....	15
Chapter 3: MDGs in Mauritius – Current Status and Trends.....	22
Goal 1: Eradicate Extreme Poverty and Hunger.....	22
Goal 2: Achieve Universal Primary Education.....	43
Goal 3: Promote Gender Equality and Empower Women.....	51
Goal 4: Reduce Child Mortality	61
Goal 5: Improve Maternal Health	62
Goal 6: Combat HIV and AIDS, Malaria and other Diseases	69
Goal 7: Ensure Environmental Sustainability.....	83
Goal 8: Develop a Global Partnership for Development.....	998
Chapter 4: Good Practice.....	105
Chapter 5: Bottlenecks, Challenges and Constraints	107
Chapter 6: Assessment of Impact of Global Financial Crisis on MDGs	111
Chapter 7: Concluding Remarks.....	116
List of Acronyms	118
List of Contributors.....	122
Annex 1: Millennium Development Goals - Republic of Mauritius Country Profile.....	123

FOREWORD

The Republic of Mauritius is presenting its second report on progress made towards the achievement of the Millennium Development Goals for the Mauritian people. The first report was presented in 2002 and the present report comes at midterm to the target date of 2015.

Mauritius is pleased to report continued progress towards the achievement of the goals despite a series of recent adverse economic conditions. In the span of a few years, the country experienced the phasing out of the Multi-Fibre Agreement and the resulting loss of thirty percent of jobs in the textiles and clothing sector; soaring crude oil prices and the erosion of trade preferences under the reform of the EU sugar regime. In addition, the impact of the recent international financial crisis has also affected the economy by reducing the growth ambition from an expected 4.6% to 3.5%.

Nevertheless, despite that difficult context, the Mauritian Government has sustained its commitment to maintaining investments in social welfare, health and education, by building upon the various initiatives taken by successive Governments over the past 42 years. The economic and social well-being of Mauritian citizens had, thus, considerably improved, even before the MDG initiative, helping the country in making significant progress towards achieving many MDG goals and targets. Successive *Human Development Reports* have acclaimed the impressive record of human development of Mauritius, in particular in the fields of education, universal free health care that is constantly being upgraded, as well as a wide range of social benefits of which the non-contributory basic retirement pension is the most important element.

The economic and social cohesion policies of Mauritius are aligned with the MDG indicators. In fact, since its independence, Mauritius has amply demonstrated its capacity and commitment to achieve the upliftment of the quality of life of the Mauritian citizens and of the country as a whole through the concerted efforts of all stakeholders (Government, private sector and civil society).

Our strength has been our vision, backed by concrete action and a genuine belief in the progress and development of the country. The Government of Mauritius firmly believes in the principle of *Putting People First* and creating a more inclusive society where there are

opportunities for all. While strengthening the protection of civil and political rights, the Government has spared no efforts to advance the realization of economic, social and cultural rights. I wish to reiterate the commitment of the Government of Mauritius to meeting the Millennium Development Goals by 2015.

I would like to express my sincere appreciation to all those who have contributed to the preparation of this report.

Dr Arvin Boolell
Minister of Foreign Affairs,
Regional Integration and
International Trade

EXECUTIVE SUMMARY

Mauritius has built its economic development on the premise of its determination to maintain, enhance and expand a welfare state for its citizens. Some of the welfare benefits that have contributed to the socio-economic development of the country have existed since independence. With a low taxation rate of 15% both for corporate entities and individuals riding on an expanding economic output, Mauritius manages to provide free primary and secondary schooling, free health care, free bus transport to students and elderly citizens. 58% of the Mauritian national budget is devoted to community and social services of which, 36% is paid as non-contributory Basic Retirement Pension to any citizen above 60. The citizens of Mauritius have on their part invested in acquiring their homes resulting in 89% home ownership in Mauritius¹ – one of the highest in the world!

The Net Enrolment Rate in primary education is 97% and 97.6% of pupils starting grade 1 reach grade 6, the final year of primary. The literacy rate of those between 15 and 24 years of age is 94.5%. All households are provided with safe drinking water, 99.9% have an improved sanitary facility. 100% of its population have access to free essential drugs. In fact, the Mauritian citizens have access to free medical treatment including to high technology treatment such as open heart or eye laser surgery. While 93% of women avail of at least one free antenatal medical visit, 83% benefit from at least four such visits. 99.4% of births are attended by skilled health personnel. Vector borne diseases such as malaria have been eradicated with only a few cases arising from imported infection.. People who live with HIV and AIDS and who is in need of antiretroviral treatment have 100 % free access to these drugs

Notwithstanding these successes on fundamentals, Mauritius has to reckon with a number of challenges and make progress to achieve the goals of the MDGs. As can be seen in the Status at a Glance, the country is on track to achieve all the goals except one which is environmental sustainability.

The usual downside of a more and more affluent and rapidly developing country is a constant challenge for the Government. The proportion of land area covered by forest has

¹ The 2000 Housing and Population Census, Table HHH03, Central Statistical Office Mauritius.

been reduced from 30.6% in 1990 to 25.3% to date. Carbon dioxide emission has increased twofold and there is increasing loss of biodiversity. An increasing number of flora and fauna species is threatened to extinction, despite major preservation actions by Government and NGOs.

However, the Government has through the adoption of regulatory instruments managed to bring consumption of ozone depleting substances down to zero.

On the front of gender equality and women empowerment, the report informs of the large range of measures and resources being engaged by Government. Gender disparity in primary and secondary schooling in terms of enrolment is quasi-inexistent although differences in examinations pass rates persist in favour of girls. Economic empowerment of women has seen a further improvement between 2005 and 2010 with non collateral based access to finance for entrepreneurship and indeed a larger number of women entrepreneurs are now in business with sustainable income. There is also noticeable progress of women at the higher level of decision making in the public sector and the judiciary. There is, unfortunately, no commensurate progress in the private sector. Although some improvement has been achieved in the last general elections of 2010, in terms of representation of women in Parliament, Mauritius is, still, far from the target political parties have committed themselves to.

Poverty in Mauritius based on the relative poverty line (half median monthly income) is at 7.9% although on the basis of the US\$ 1 or US\$ 2 definition it is less than 1%. Poverty in the country is largely structural and is not correlated with economic opportunity to earn income. There has been progress to reduce poverty with various programs since 1996. Since 2006, the Government has placed top priority on the elimination of extreme poverty first and poverty in general with the setting up of an Empowerment Program with the capacity to act without the rigidities of the normal state bureaucracy, with an integrated approach to rehabilitation of social capital of poor families and with massive resources. The various projects under the Empowerment Program are showing very good concrete results. The results of the next poverty analysis to be done by the Central Statistical Office on the basis of the 2012 Household Budget Survey will provide data that will enable an assessment of the level of poverty as well as the extent to which the resources injected and programs engaged have had a positive impact.

The Report also draws attention to a few areas where there is need for further study on the issue of maternal mortality where some regression has been noted recently. The study will enable the Mauritian Authorities to better understand such a situation and thereafter devise appropriate and corrective measures.

Mauritius is thus well on target to achieve most of the MDGs if no major external factors impact negatively on its economic growth, which has already been slowed down by the global financial crisis of 2008 and the Eurozone crisis.

Chapter 1: Introduction

The MDGs represent an international commitment to reduce poverty and hunger, ensure gender equality, universal primary education and basic minimum facilities such as water, and sanitation; and promote sustainable development. The MDG framework consists of eight goals, 21 targets (several for each goal) measured by 60 relevant indicators used to assess progress over the period 1990–2015, when the targets are expected to be met. These are used by countries to report on their progress in their national MDG Reports (MDGRs) or the annual reviews. The MDGR has a two-fold purpose of providing public information and social mobilisation as ‘a tool for awareness raising, advocacy, alliance building, and renewal of political commitments at the country level, as well as to build national capacity for monitoring and reporting on progress.’²

Mauritius brought out its first MDG Status Report, covering the period 1990 to 2000, in 2002.

This MDG Status Report for Mauritius provides an update and also purports to serve as a midpoint review of progress in achieving the MDGs. The report builds on an MDG Addendum Report prepared by the Government of Mauritius and the United Nations Development Program (UNDP) in April 2010.

An inter-ministerial team headed by the Ministry of Foreign Affairs, Regional Integration and International Trade prepared the present report. The list of all contributors is given in annex.

All data used in this report are from official sources mainly from the Central Statistics Office as well as various relevant ministries and institutions.

² Report of the Secretary-General, Implementation of the first United Nations Decade for the Eradication of Poverty (1997-2006) and draft program of action for the International Year of Microcredit, 2005, United Nations General Assembly, 23 July 2003 pg 8

Chapter 2: Background Information

Mauritius is one of the successful economies in Sub-Saharan Africa. It has achieved sustained growth throughout the years and diversified its economic activities. Its performance is impressive given its poor natural endowment and high vulnerability to external shocks. The country has shown a great degree of resilience during the successive crises, notably the energy price shocks, the food crisis, the global financial crisis and the on-going Euro crisis. Its success is due to good macroeconomic policies, strong institutions, favourable regulatory framework, fiscal prudence, political stability and good governance. The country has been consistently ranked as the top performer in terms of governance as per the Mo Ibrahim index. Moreover, the country has improved to the 19th position worldwide in the 2013 Ease of Doing Business Index and is also the eighth freest economy according to the 2012 index of Economic Freedom. In addition, the country is ranked sixth globally in the 2010 Environmental Performance Index and according to Democracy Index 2011; Mauritius is the 24th most democratic country. Altogether, Mauritius tops the list in Sub-Saharan Africa.

Mauritius has also undergone intensive reforms since mid-2000 which helped the country in managing and mitigating the recent crises. The new Government formed in 2010 embarked on a second generation reform program to continue improving Mauritius' competitiveness as it transitions to more diversified export markets, ensuring also that inclusive growth reaches the entire population. Key elements of this reform are the improvement of:

- (i) Delivery of public services, including the civil service and public enterprises;
- (ii) Infrastructure development, to overcome critical bottlenecks, particularly on transportation;
- (iii) Skills development to enhance productivity Social protection to provide empowerment opportunities to the more vulnerable population; and
- (iv) Further liberalization of non-tariff measures to improve trade competitiveness.

Improved macroeconomic management and timely implementation of reforms allowed the Government enough space to take timely and effective measures to address challenges arising from the crises and from changing global economic landscape. These reforms have contributed in improving per capita income level and in building new growth poles, in creating fiscal space through debt reduction and in sustaining improvement in macroeconomic conditions and overall business climate.

Besides a number of on-going reforms, in the new Government Program 2012-2015, presented in April 2012; the Government has committed itself to revamping existing economic sectors, and to focusing on new emerging sectors; to ensure that the economy moves on a higher growth trajectory and creates more jobs in high value-added sectors. The program focuses on:

- (i) Prosperity for All;
- (ii) Enhanced Connectivity;
- (iii) Empowering People;
- (iv) Cohesive Society;
- (v) Strong Nation; and
- (vi) Sustainability.

With this new Program, the Government aims to direct its national effort to: achieve greater prosperity; raise the skills and capacities of the people; harness the power of technology; modernise and streamline institutions; accelerate innovation in existing industries; and encourage diversification and growth in new sectors.

The 2013 Budget also contains a number of social measures aiming, *inter-alia*, at reinforcing protection for the most vulnerable; improving health services; reforming accident and emergency treatment; strengthening the quality and accessibility of education; financing the cost of construction and improvement of child day care centres; introducing student loan scheme; creating opportunities for persons with disabilities; introducing youth employment programme; accelerating construction of social housing; ensuring equal opportunities; and maintaining law and order. The Government is committed to guide the country to more prosperity, higher standards of living, better public services, a cleaner environment and a more just society.

Recent Development

The latest indicators show that the Mauritian economy performed reasonably in 2011, in spite of the global economic turmoil. The economic growth, as measured by the gross domestic product at basic prices, reached 3.6 percent in 2011. The main contributors to the growth performance were the: textiles, financial services, real estate, and ICT sectors. For 2012, based on the latest trends, real GDP is expected to grow by 3.4 percent with much better growth expectations in the seafood, tourism and textiles sectors than foreseen during the last quarter. In 2011, the investment rate stood at 23.8 per cent; and is expected to drop further this year to 22.8 percent driven mainly by a drop in private investment.

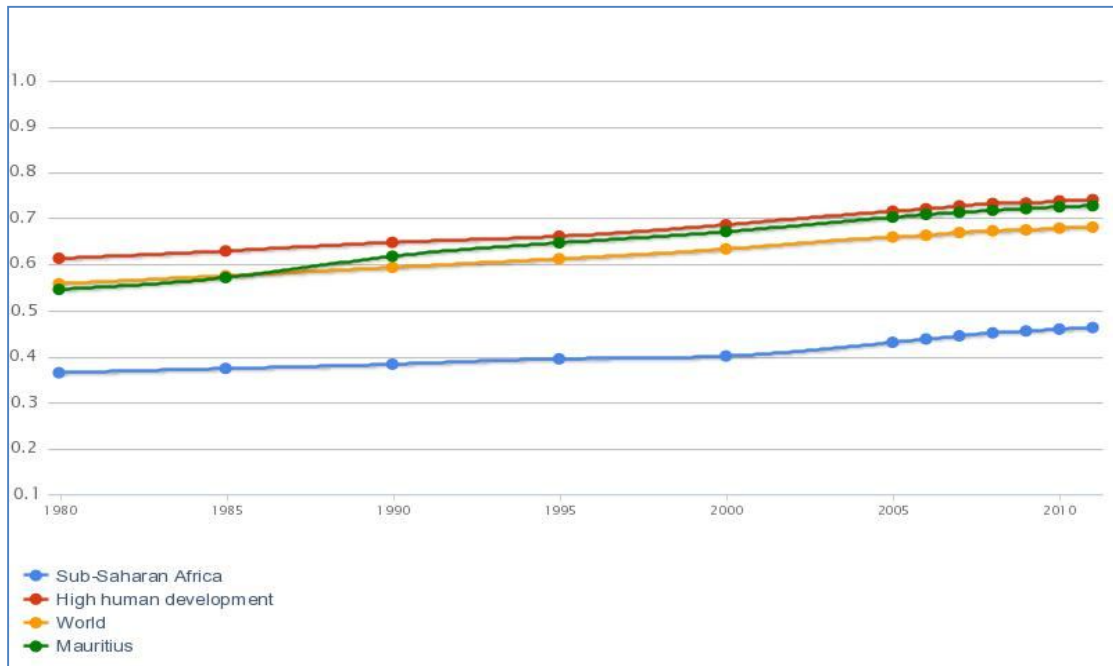
Headline inflation for 2011 was 6.5 percent; mainly due to an increase in the prices of imported food and commodities, as well as a one-off increases in administered prices. It has been on a downward trend since the beginning of 2012 and will mostly drop to 4.1 percent. The 2011 unemployment rate was 7.9 percent with 1,600 jobs created. The unemployment rate amongst men increased to 5.2 percent, while the unemployment rate of women dropped to 12.5 percent. The overall rate is likely to remain stable at around 8 percent.

On the fiscal side, the 2011 budget deficit stood at 3.2 percent and is expected to drop to around 2.5 percent of GDP in 2012. Moreover, the Government has been able to keep debt levels below the 60 percent of GDP throughout the crisis period. By the end of 2011, the discounted public sector debt, as defined in the Public Debt Management Act, was 54.4 percent of GDP. The projection for 2012 is at 54.2 percent and will continue to subside in the subsequent years.

On the external front, the level of gross international reserves currently stood at Rs89.6 billion as at end October 2012 and is projected to increase to Rs90.7 billion by end of the year. The current account deficit as a percentage of GDP is likely to improve to 11.1 percent of GDP compared to 13.3 percent in 2011. Both exports and imports of goods and services for the year 2012 are expected to increase to 54.9 and 67.2 percent of GDP respectively. Foreign direct investment, after reaching a record high in 2010, fell to Rs 9.5 billion in 2011, and is likely to remain around the same level this year.

Human Development and Mauritius

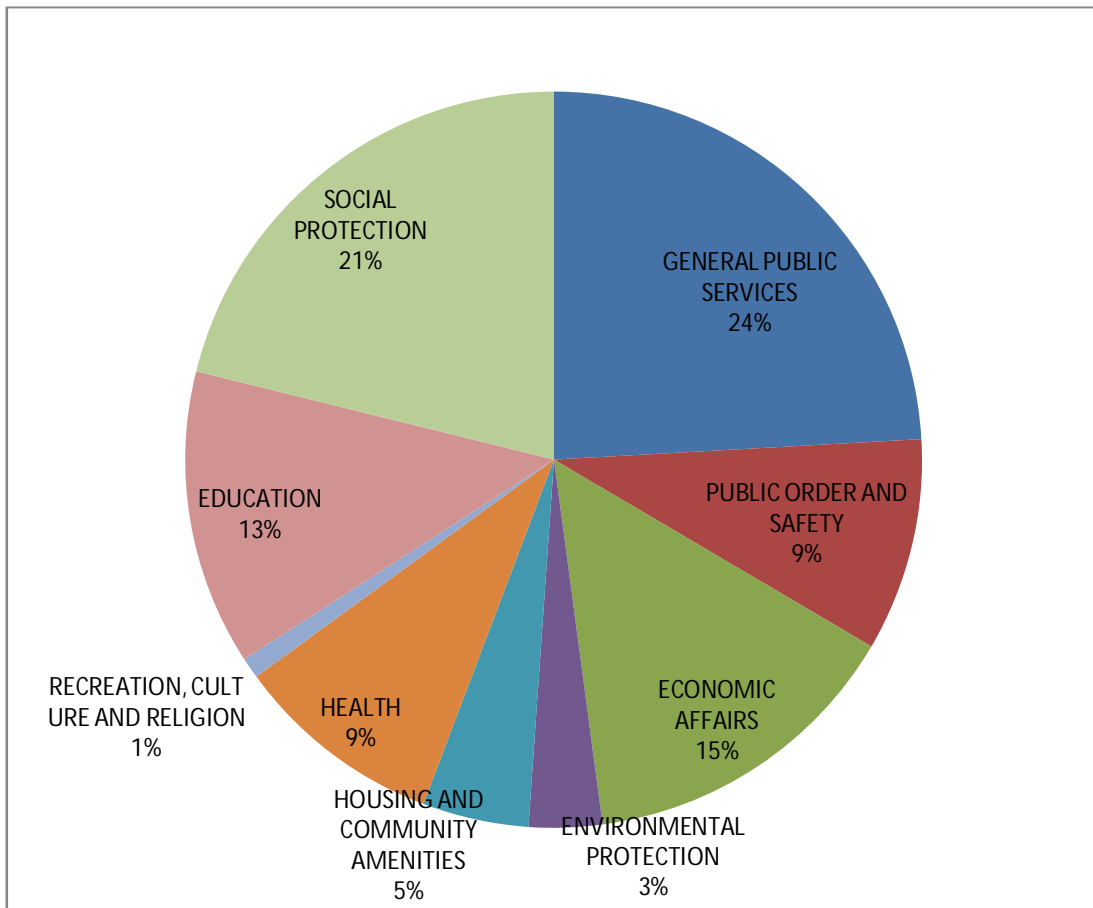
Figure 1: Human Development Index: Trends 1980 – present



Mauritius has a strong record for human development. Based on the latest Human Development Report 2011, Mauritius was ranked 77th out of 187 countries; with an HDI value of 0.728. It is the secondly ranked Sub-Saharan African country after Seychelles; both falling in the high HDI category.

Welfare Transfers in Mauritius

Figure 2: Expenditure by functions - Budgetary Central Government – 2011



There exists already, a wide range of social welfare programs in the country, which cuts across various sectors, such as health; education; housing; recreation; and social security. Almost half of the total Government expenditure is devoted to these services, which absorbed around Rs39 billion in 2011. A major chunk is taken up by social protection, which accounts for 21 percent of the Government's expenses. According to Figure 3 below, 64 percent of expenses on social protection are allocated to Old Age.

Figure 3: Detailed Expenditure on Social Protection, Budgetary Central Government – 2011

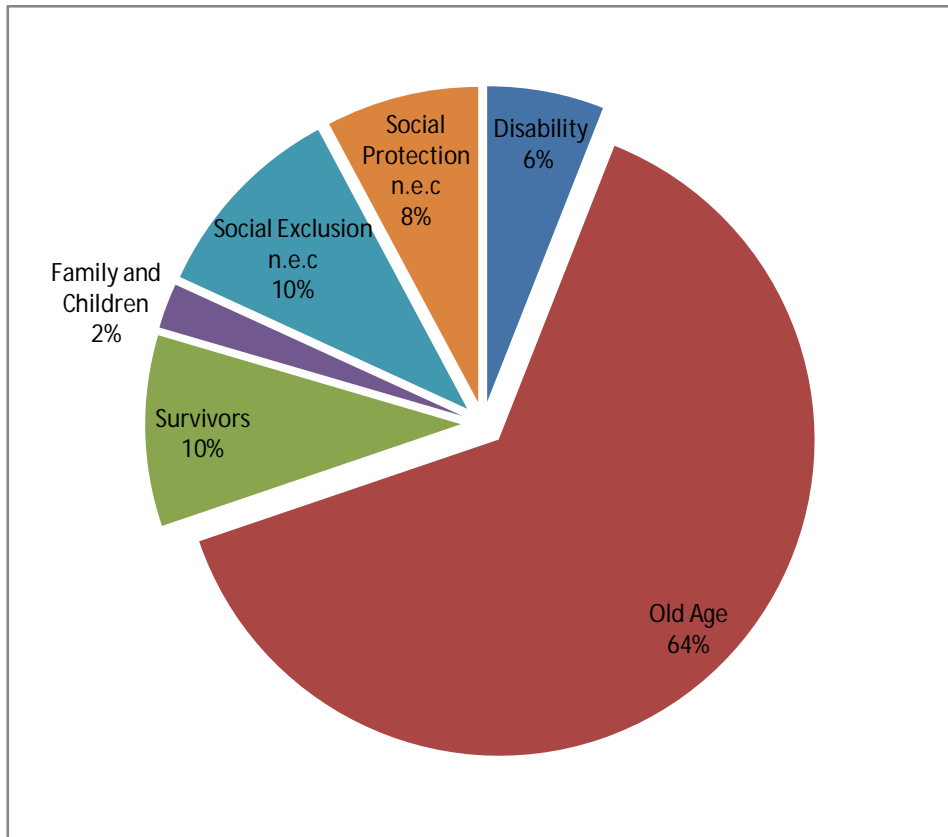


Table 1: Some Key Figures about Mauritius:

	2001	2005	2008	2009	2010	2011
Population (as at 31st December)	1,205,677	1,248,585	1,272,031	1,277,851	1,283,415	1,288,684
Population density (per km ²)	591	612	624	626	629	632
Population under 18 years ¹	363,093	364,757	354,817	348,545	341,154	333,319
Population growth rate (%)	1	0.9	0.6	0.5	0.4	0.4
Total fertility rate	1.91	1.82	1.58	1.50	1.47	1.45
Adolescent fertility rate	35.7	35.1	33.9	32.6	30.6	29.8
Crude birth rate ²	16.4	15.1	12.9	12	11.7	11.4
Crude marriage rate ³	17.7	18.2	17.7	16.7	16.5	16.3
Divorce rate ⁴	2.5	1.8	2.5	3.4	2.9	2.8
Crude death rate ⁵	6.7	7	7.1	7.2	7.1	7.1
Infant mortality rate ⁶	14.3	13.2	14.4	13.4	12.5	12.9
Under 5 mortality rate ⁷	16.8	15.8	16.6	16.1	14.7	15.9
Still birth rate ⁸	12.2	9.7	10	8.9	6.8	9.4
Maternal mortality rate ⁹	25	21	37	65	33	34
Life expectancy at birth (years):						
Male	68.4	68.9	69.4	69.5	69.7	69.8
Female	75.3	75.7	76.6	76.7	77.0	77.1
Literacy rate ¹⁰	94.5					
Labour force ('000)	526.8	559.1	583.4	587.3	603.3	605.8
Employed population ('000)	492.1	507.2	543	545.8	558.1	559.7
Unemployed population ('000)	34.7	51.9	40.4	41.5	45.2	46.1
Per capita GDP (Rs) (at market prices)	112.0	153.9	216.2	221.4	233.2	251.1
Inflation rate (%)	5.4	4.9	9.7	2.5	2.9	6.5
Exports of goods (fob) (Rs million)	47.5	63.2	68.0	61.7	69.6	75.9
Imports of goods (cif) (Rs Million)	57.9	93.3	132.2	118.4	134.9	148.1

1. Figures are as at 1st July.

2. The number of live births in a year per 1,000 midyear population.

3. The number of persons married in a year per 1,000 midyear population.

4. The number of divorce in a year per 1,000 midyear population.
5. The number of deaths in a year per 1,000 midyear population.
6. The number of deaths in a year of infants aged less than one year per 1,000 live births during the year.
7. The number of deaths in a year of infants aged less than 5 years per 1,000 live births during the year.
8. The number of still births in a year per 1,000 total births (live births and still births) during the year.
9. The number of deaths due to pregnancy, childbirth and the puerperium per 100,000 live births during the year.
10. Figures are as per Census.

Source: Statistics Mauritius

MAURITIUS - STATUS OF GOALS AT A GLANCE

GOALS & INDICATORS	BASELINE 1990	CURRENT STATUS 2009 or latest	TARGET/GOAL ACHIEVABLE?	QUALIFYING REMARKS
Goal 1: Eradicate Extreme Poverty and Hunger			WILL BE ACHIEVED	
<i>Target 1 A: Halve, between 1990 and 2015, the proportion of people whose income is less than US\$1 a day</i>				<i>Very strong integrated programs have been set up and resources provided to ensure the achievement of this goal. Reduced positive impact could result from deeper issues of human capital such as drug and alcohol abuse</i>
o Percentage of households living below the Half Median Income level	8.7*	7.9**		
o Poverty gap ratio (incidence, times, depth of poverty)	1.7*	1.9**		
o Share of poorest quintile in national consumption	7.7%*	7.6%**		
<i>Target 1B - Achieve full and productive employment and decent work for all, including women and young people</i>				<i>Measures have been taken to resolve the supply and demand skills mismatch however there will be for a foreseeable future a residual situation where a certain number of job seekers will find difficulty to adapt to evolving demand exigencies.</i>
o Growth rate of GDP per person employed (labour productivity)	4.3	2.9		
o Employment-to-population ratio	0.52	0.56		
o Proportion of employed people living below \$1 (PPP) per day	<1%*	<1%**		
o Proportion of own-account and contributing family workers in total employment	11.5	15.9		
<i>Target 1 C: Halve, between 1990 and 2015, the proportion of people who suffer from hunger</i>				<i>Research is required to determine the reasons for underweight children prevalence and the proportion</i>

				<i>of population living below minimum level of dietary energy consumption both of which cannot be explained by poverty.</i>
○ Prevalence of underweight children (under five years)	14.9%*	N/A		
○ Proportion of the population below minimum level of dietary energy consumption.	6.0%*	6.0%**		

Goal 2: Achieve Universal Primary Education			ACHIEVED	
<i>Target 2: Ensure that, by 2015, children everywhere, boys and girls alike, will be able to complete a full course of primary schooling</i>				
○ Net enrolment rate in primary education	99	97		
○ Proportion of pupils starting Grade 1 who reach last grade of primary	96.6*	97.6		
○ Literacy rate of 15- to 24-year olds	91.2	94.5****		

Goal 3: Promote Gender Equality and Empower Women			POTENTIALLY ACHIEVABLE	
<i>Target 3: Eliminate gender disparity in primary and secondary education preferably by 2005 and in all levels of education no later than 2015</i>				<i>This target has virtually been achieved.</i>
○ Ratio of girls to boys in primary, secondary and tertiary education				
– Primary	97.7	96.7		
– Secondary	99.7	105.4		
– Tertiary	116.4****	139.4-		
○ Share of women in wage employment in the non-agricultural sector	34.1%	37.0%		
○ Proportion of seats held by women in the national Parliament	7.1	18.8		<i>All political parties have made a non time bound commitment to increasing the proportion to 30%</i>

				<i>and some interesting positive gains have been achieved in 2010. Still, it looks unlikely that the will within parties is yet at the level to achieving the set target by 2015.</i>
--	--	--	--	---

Goal 4: Reduce Child Mortality			ACHIEVED	
<i>Target 4: Reduce by two-thirds, between 1990 and 2015, the under-five mortality rate</i>				<i>Although the rate has been reduced, there is still need to understand the reasons for child mortality in Mauritius.</i>
○ Under-five mortality rate (per 1000 live births)	23.1	16.0		
○ Infant mortality rate (IMR) (per 1000 live births)	20.4	13.4		
○ Proportion of one-year-old children immunised against measles	76.1	93.0		

Goal 5: Improve Maternal Health			MAY BE ACHIEVED	
<i>Target 5A: Reduce by three-quarters, between 1990 and 2015, the maternal mortality ratio</i>				
○ Maternal mortality ratio (per 100,000 live births)	66	65		<i>The average annual no. of maternal deaths has dropped from 10 for 1990-1999 to 4 from 2000-2009. The peak of 65 reached in 2009 appears to be the result of the current conjuncture. However, there is need to evaluate on the basis of trends in the subsequent years and investigate.</i>
○ Proportion of births attended by skilled health personnel	91.1	99.4		
<i>Target 5B: Achieve by 2015, universal access to reproductive health.</i>				<i>The universal access to reproductive health has been achieved; however the decision to access by consumers is still lower than it should be and in</i>

				<i>spite of awareness and education.</i>
○ Contraceptive prevalence rate	74.3*	78.1***		
○ Adolescent birth rate	45.2	32.6		
○ Antenatal care coverage at least one visit				
– <i>At least one visit</i>	N/A	93%***		
– <i>At least four visits</i>	N/A	83%***		
○ Unmet need for family planning (%)	6.3*	3.3***		

Goal 6: Combat HIV and AIDS, Malaria and other Diseases			MAY BE ACHIEVED	
<i>Target 6A: Have halted by 2015 and begun to reverse the spread of HIV and AIDS.</i>				<i>The level of 0.15% was reached in 2006 and has stabilised until now. The number of detected case have considerably decreased.</i>
○ HIV prevalence among population aged 15-24 years (%)	0.07 (Yr 2000)	0.34%		
○ Condom use at last high-risk sex	N/A	55.9%		
○ Proportion of population aged 15-24 years with comprehensive correct knowledge of HIV and AIDS		38.8%		
<i>Targets 6B: Achieve, by 2010, universal access to treatment for HIV and AIDS for all those who need it.</i>				
○ Proportion of population with advanced HIV infection with access to antiretroviral drugs	N/A	100%		All PLWHIV have access to free treatment as per need.
<i>Target 6C: Have halted by 2015 and begun to reverse the incidence of malaria and other major diseases.</i>				<i>Malaria has been eradicated from Mauritius and the country is already declared malaria-free by WHO. Reported cases are solely imported cases.</i>
○ Incidence of malaria (per 100,000 population)	5.1	1.8		

o Death rate associated with malaria (per 100,000 population)	0	0		
o Incidence of tuberculosis (per 100,000 population)	11	9		
o Death rate associated with Tuberculosis (per 100,000 population)	2.4	1.3		
o Proportion of tuberculosis cases detected and cured under directly observed treatment short course	93%***	86%		

Goal 7: Ensure Environmental Sustainability			MAY NOT BE ACHIEVED	
<i>Target 7A: Integrate the principles of sustainable development into country policies and programs and reverse the loss of environmental resources</i>				<i>The principles of sustainable development have been integrated into country policies through the National Environmental Strategies (NES) and the National Environmental Policy (NEP). Subsequently national sectoral and / or cross cutting policies have contributed towards reinforcing this endeavour through for instance, the National Development Strategy for physical and land use planning; the National Programme for sustainable consumption and production. A national climate change adaption framework to mainstream climate change adaptation into sectoral policy and a national sustainable development strategy ('Maurice Ile Durable') to mainstream sustainable development in all spheres of development are being developed.</i>
<i>Target 7B: Reduce biodiversity loss, achieving, by 2010, a significant reduction in the rate of loss</i>				
o Proportion of land area covered by forest	30.6*	25		

o CO ₂ emissions, total, per capita and per \$1 GDP (PPP).				
– Total carbon dioxide emissions (Gg or thousand tons)	748.4	3074.6		
– Carbon dioxide emissions (metric tons) per capita	0.9	2.6		
– Carbon dioxide emissions (metric tons) per \$1 GDP	0.38*	0.36		
o Proportion of population vulnerable to climate change adverse impacts	N/A	N/A		
o Consumption of ozone-depleting Chloro-Fluo-Carbon	64.55*	0		<i>Achieved</i>
o Proportion of fish stocks within safe biological limits - Artisanal Catch%	115	47~		
o Proportion of fish stocks within safe biological limits – Banks Catch	68**	41~		
o Proportion of total water resources used	0.7***	0.67**		
o Proportion of terrestrial and marine areas protected	11.4**	10.8		
o Proportion of species threatened with extinction – Plants (number)	88**	88		
o Proportion of species threatened with extinction – Species (number)	64**	65		
<i>Target 7C: Halve, by 2015, the proportion of people without sustainable access to safe drinking water and basic sanitation</i>				<i>100% of households have access to safe drinking water.</i>
o Proportion of population using an improved drinking water source	95.7	> 99		
o Proportion of population using an improved sanitation facility	99.4	99.9***		

Goal 8: Develop a Global Partnership for Development				
<i>Target 8.A: Develop further an open, rule-based, predictable, non-discriminatory trading and financial system. Includes a</i>				<i>Mauritius has on its own volition developed a rule based non discriminatory trading and</i>

<i>commitment to good governance, development and poverty reduction – both nationally and internationally.</i>				<i>financial system.</i>
o Debt Service as a percentage of exports of goods and services (%)	9.9	4.3		
<i>Target 8.C: Address the special needs of landlocked developing countries and small island developing states (through the Program of Action for the Sustainable Development of Small Island Developing States and the outcome of the twenty-second special session of the General Assembly).</i>				
o ODA received in SIDS as a proportion of GNI Proxy used - Grant in Aid as a percentage of GDP	0.3	1.0		
<i>Target 8E: In cooperation with pharmaceutical companies, provide access to affordable essential drugs in developing countries</i>				<i>Mauritius provides free access to essential drugs to the whole population</i>
o Proportion of population with access to affordable essential drugs on a sustainable basis	100	100		
<i>Target 8F: In cooperation with the private sector, make available the benefits of new technologies, especially information and communications.</i>				<i>Progress is evidenced by the level of penetration of cellular subscription. Programs for internet connection in schools and needy children will further improve internet usage. However further efforts are required to achieve affordable access to maximum households.</i>
o Telephone lines per 100 population	7.2	29.9		
o Cellular subscribers per 100 population	0.2	85		
o Internet users per 100 population	2.9***	22.4		

Benchmark or latest

N/A - Not Available *** - available data is 2000

* - Figures refer to period prior to 1998 ~ - Latest available data is 2008

** - Latest available data is 2001 to 2007 ~~ - Latest available data following General Elections of 2010

Chapter 3: MDGs in Mauritius – Current Status and Trends

Goal 1: Eradicate Extreme Poverty and Hunger

Target 1A: Reduce by half, between 1990 and 2015, the proportion of the people who live below the poverty line

Summary Status

- ❖ **The proportion of the population living below the poverty line as defined by the World Bank, namely below \$1 (PPP) per day is nonexistent in Mauritius.**
- ❖ **The proportion of households below the poverty line as defined in Mauritius, namely half the median monthly household income adult equivalent declined by 8.7% from 1996 / 1997, to 7.9% in 2006 / 2007.**
- ❖ **The Gini Coefficient shows a slight deterioration from 0.387 in 1996 / 1997, to 0.388 in 2006 / 2007.**
- ❖ **However, income inequality increased between 2001/2002 and 2006/2007. The share of total income going to the 20% of households at the lower end of the income range decreased from 6.4% in 2001/2002 to 6.1% in 2006/2007.**

The first Millennium Development Goal relates to eradication of extreme poverty and hunger in the country. Two main targets were set to achieve the goal of eradicating extreme poverty by the year 2015, the first being the reduction by 50% of the proportion of people living in extreme poverty by 2015. To monitor progress towards achieving the target, three indicators are used:

- a) Proportion of population below \$1 per day/national poverty line;
- b) Poverty gap ratio; and
- c) Share of the poorest quintile in national consumption.

Definition of Poverty Line in Mauritius

Mauritius uses the half median income indicator to measure poverty. Thus poverty is not considered with respect to a fixed income level but relative to evolving income level of the population.

As mentioned in the 2002 MDG Mauritius Status Report, there is no officially established absolute poverty line in Mauritius. Furthermore, in 1990, the Central Statistical Office (CSO) was not tracking the proportion of people who live on less than \$1 per day. However, the CSO has carried out a poverty analysis report since 2001; and has therefore compiled and published data on poverty, based on World Bank's \$1 a day poverty line.

Extreme poverty as defined by the World Bank on the basis of US \$1 a day which has since then been recalibrated by World Bank as US \$1.25 is negligible in Mauritius, being less than one per cent. If the US \$2.0 a day poverty line is used as more appropriate for a developing country, like Mauritius, the proportion of poor people is then estimated to be less than 1.5% in 2006-07. Several factors explain the relatively low levels of poverty in the country such as favourable policies, high economic growth, a welfare state with universal free health care and education, the social transfers such as non-contributory pension scheme and other social factors such as the Asian-type of family structures which protect against income shocks as well as extra income derived from informal activities carried out over and above the formal employment income. This extra income is estimated at 25% on average.

Table 2: Status of Poverty in Mauritius as per World Bank Definition

Indicators	1990	1995	2000	2005	2008	2009
MDG 1.1 - Proportion of population below \$1 per day (%) ¹	...	< 1%	< 1%	< 1%
MDG 1.2 - Poverty gap at \$1 a day (%) ¹	...	< 1%	< 1%	< 1%
MDG 1.3 - Share of poorest quintile in national consumption (%) ¹	...	7.7	7.6	7.6

Source: Central Statistics Office, Ministry of Finance and Economic Development

1 - Figures for 1995, 2000 and 2005 refer to the financial years 1996/97, 2001/2002 & 2006/2007 respectively. Indicators are based on household survey conducted every five years.

The median household income as used by Mauritius is the value that divides households into two equal-sized groups, one with income lower than, and the other with income higher than the median.

On the basis of the adjusted half-median household income per adult equivalent as cut-off line, the percentage of households having income below that level decreased from 8.7% to 7.9% during the period 1996/1997 and 2006/2007. The number of poor households, however, increased by 11% during the same period while the number of poor persons also increased by 12%.

The share of poorest quintile in the national consumption was 7.6% in both 2001/2002 and 2006/2007 implying, *inter-alia*, that the benefits of economic growth have not trickled down to the poorer segments of the society.

Table 3: Selected summary indicators on poverty, 1996/1997, 2001/2002 & 2006/2007 HBS

	1996/1997	2001/2002	2006/2007
Poverty line:- Half median monthly income ¹ per adult equivalent (Rs)	2,004	2,804	3,821
Estimated number of poor households	23,800	23,700	26,400
Proportion of poor households (%)	8.7	7.7	7.9
Estimated number of poor persons	92,700	93,200	104,200
Proportion of poor persons (%)	8.2	7.8	8.5

Source: Central Statistics Office, Ministry of Finance and Economic Development, October 2007

1. Income refers to employment income, property income, transfer income, income from own produced goods and imputed rent for non-renting households.

The average monthly household disposable income increased by 33.7% from 2001/2002 to 2006/2007. However, after adjusting for inflation, it was found that household income did not significantly change.

It is also noted that there is a slight deterioration in the income distribution. Thus, the share of total income going to the 20% of households at the lower end of the income range decreased from 6.4% in 2001/2002 to 6.1% in 2006/2007. On the other hand, the share of the upper 20% of households increased from 44.0% to 45.6%. Furthermore, the degree of inequality in income as measured by the Gini coefficient which is computed every five years based on Household Budget Survey which came down over the period 1975 to 1991/1992 has increased thereafter, barring in 2001/2002.

The distribution of households by income class showed that the proportion of households earning less than Rs10,000 per month decreased from 66% in 1996/1997, to 43% in 2001/2002, and further to 27% in 2006/2007. The proportion of households receiving between Rs10,000 and Rs20,000 gradually increased from 26% in 1996/1997, to 38% in 2001-02, and 42% in 2006-07; while the share of those having a monthly income above Rs20,000 rose from 8% in 1996/1997, to 19% in 2001/2002, and 31% in 2006/2007.

The deterioration of poverty level, as well as distribution of income noted in the CSO survey of 2006/2007, after a notable improvement in 2001/2002 compared to 1996/1997, could be attributed to the difficult period Mauritius went through in 2004 and 2005; mainly as a consequence of the phasing out of the Multi-fibre Agreement, which resulted in a 30% loss of jobs in the textile and clothing sector.

Poverty analysis (by geographic region & gender)

Table 4: Percentage of households in poverty by urban / rural region, HBS 1996/1997 & 2001/2002 & 2006/2007

Region	1996/1997	2001/2002	2006/2007
Urban	6.2	6.9	5.9
Semi-urban	9.0	6.3	7.2
Rural	11.8	9.1	10.0
Total	8.7	7.7	7.9

Source: POVERTY ANALYSIS, 2001/2002 & 2006/2007 Republic of Mauritius, Central Statistics Office, Ministry of Finance and Economic Development

The percentage of households in poverty has between 1996/1997 and 2006/2007 decreased more in semi urban areas (20%) and in rural areas (15.2%) whereas only marginally by 5.0% in urban areas.

Table 5: Percentage of households in poverty by sex of head, HBS 1996/1997, 2001/2002 & 2006/2007

Sex of Head	1996/1997	2001/2002	2006/2007
Male	6.7	6.5	7.0
Female	19.7	14.1	11.9
Both Sexes	8.7	7.7	7.9

Source: POVERTY ANALYSIS, 2001/02 & 2006/2007 Republic of Mauritius, Central Statistics Office, Ministry of Finance and Economic Development

It is notable from the table above that the incidence of poverty amongst female-headed households has been on the decline, while that of male-headed households has remained more or less constant. However, the proportion of female-headed households in poverty is still greater than that of their male counterparts. This is directly correlated by the fact that there is a higher percentage of unemployed women than men.

Policies and Programs to Eradicate Poverty

Eradicating absolute poverty is high on the Government's agenda. Accordingly, a number of programs are currently being implemented under the aegis of the National Empowerment Foundation to widen the circle of opportunities for the poor, assist the vulnerable groups and eradicate poverty. At the national level, the Government is mobilizing considerable resources to meet the Millennium Development Goals and has introduced an Eradication of Absolute Poverty Program (EAP), which operates under the National Empowerment Foundation. The Government decided to fix as target of priority, all families having an income of less than Rs5,000 per month categorized for the purpose of policy determination as living in absolute poverty. A survey undertaken in 2008/2009 identified 7,157 families living in 229 pockets falling under that category. This constitutes 27% of the number of poor households as per the 2006/2007 census data. The EAP and Empowerment Program adopted a policy of empowerment under a slogan: "A helping

hand for you to stand on your feet”, rather than handouts to the families. The program adopted an integrated approach to the pulling out of absolute poverty of these families articulated on the basis of the following components:

1. Ensuring sustainable growing income earning to each household to reach at least the half median income level;
2. Providing low cost housing to each household at a pay-back level of around 16% of the present level of Rs5,000 income; and
3. Ensuring that all children of pre-primary and primary age of schooling are supported to attend school.

Under Component 1, the focus is on employability of heads of household. This is achieved through a program of training and placement in enterprises where following the training period; the beneficiary is actually employed by the enterprise. During the training period, a stipend representing about 50% of the salary is provided by the Empowerment Program and the balance by the employer. This is a win-win situation where employers recruit but do not have to bear the full cost of a yet unskilled labour, and for the individuals who are trained in enterprise with the assurance of getting a job in that enterprise. Employers participating in the program have to commit to retaining at least 75% of the persons under this training and placement program.

This program has met with a lot of success as while a number of persons were actually on the demand side for employment, enterprises have been having difficulty finding labour for their needs, the issue being one of mismatch between employment and skills.

The training and placement program has also allowed younger members of a household of working age to find employment.

Component 1 has a second axis which allows either for a household to have supplementary income, or for female headed households, who are unable to work full time in enterprises due to obligations regarding their children, to cater for themselves. This axis concerns the development of micro entrepreneurship supported by access to micro credit.

Under Component 2, the Empowerment Program has started the construction of low cost concrete housing (with consideration to the cyclonic weather that prevails in Mauritius). Such houses are provided at a starting pay back of Rs800 per month escalating up as

income will grow. The houses are designed as evolutionary ones allowing for households to increase living surface area according to their needs and financial capacity. The cost of the house to the beneficiary is subsidized by about 30% by the Government. In its 2010 national budget, the Government announced a program of 600 such houses, and the new elected Government of May 2010 has announced a program of 10,000 housing units over the next ten years to cover both the needs of the absolute poor and the poor.

Component 3: the field workers have, after a thorough survey among the 7,159 families, selected all the children of pre-primary school age and have placed them in schools. All the children are supported with free school materials, free lunch and free transport.

The Eradication of Absolute Poverty (EAP) and the Empowerment Program are more than a set of material programs; it involves programs of life skills development, mentorship and individual rehabilitation. Social facilitators accompany and build up life skills of parents whose children have been put in schools and those who are put in training and placement to ensure they develop the required life skills to sustain themselves in employment. Those who have fallen prey to substance abuse and who want to get out are put to rehabilitation. Access to housing is subjected to a social contract whereby families accept to maintain their children in school to take up opportunities for employment offered to them and follow life skills program destined to rebuild their social capital.

While the prime focus of the Empowerment Program is on the 7,159 families living in absolute poverty, its program, particularly the training and placement program, as well as the no collateral micro-credit and booster loan scheme, contributes to helping the poor who fall outside the category of absolute poverty.

By virtue of the multifaceted reality of poverty and the need for an integrated multidimensional approach to sustainably eradicate poverty, the Empowerment Program is a quadripartite partnership bringing together the entire range of social partners, including: the socio-cultural organisations; the NGOs, the corporate sector; development partners; and the various levels of Government.

A Corporate Social Responsibility (CSR) policy has been set by the Government since 2009, whereby companies have to contribute 2% of their book profits to a CSR Fund which will be used to fund social programs including poverty alleviation according to established guidelines.

Concurrently, two other programs funded by both the local and international agencies are ongoing to assist and empower the poor, and to bring them into the mainstream of productive activities. The first is a number of small projects undertaken on the initiative of the private sector, the second is the Decentralised Cooperation Program funded by the European Union under the 9th EDF. The focus is on the implementation of activities relating to social infrastructure; community development; income generating activities; strengthening of the NGOs; and educational, as well as technical assistance; to empower the most vulnerable groups, and provide them with facilities to improve their living conditions.

It is reported by the National Empowerment Foundation that its programs have impacted on about 2,000 of the 7,159 families. However, the real impact in terms of moving these families out of extreme poverty will be partly revealed from a survey of the families being undertaken by the Central Statistics Office (CSO), and which will be ready by end of September 2010.

Furthermore, the progress achieved on reducing the percentage of families living in poverty, i.e. below the half median income line, will be revealed by the next census on poverty to be undertaken by the CSO as from February 2011.

It is to be noted also that a Ministry of Social Integration and Economic Empowerment has been created since May 2010. The responsibility of this new ministry is to ensure progress towards meeting the goal of reducing poverty level to its minimum in the country. The National Empowerment Foundation now falls under the aegis of this ministry.

Urban Profiling And Participatory Slum Upgrading Program (PSUP):

In order to further contribute to the understanding of the housing sector, the Government has coordinated the Urban Sector Profiling Study and The Participatory Slum Upgrading Program (PSUP) which is being undertaken under the aegis of the UN-Habitat. The Urban Sector profiling is an initiative of UN-Habitat to adopt a different approach towards poverty issues, and ultimately, towards the drafting of an innovative housing policy for Mauritius.

The key word in the formulation of the PSUP and the Urban Sector profiling was the participatory approach with all key stakeholders involved in the housing sector and from people living in deprived areas. The main objective was to prepare a report with a comprehensive analysis of the urban situation i.e. on local economy; urban planning; governance; data on urban crime; urban services; slum improvement; and environmental issues.

Key implementation bottlenecks constraining progress on Target 1A

The main constraints and bottlenecks which were the dispersion of responsibilities, lack of coordination and of an integrated approach amongst a number of ministries and public institutions, have been resolved by transferring the mandate to one institution, the National Empowerment Foundation; with adequate resources to deliver results, the capacity to have a holistic person centred approach, and an integrated approach to delivery.

However, some bottlenecks and constraints remain:

1. Lack of sufficient NGOs with capacity – It has been observed, throughout the period that the Empowerment Program has been in action, that there is a lack of NGOs with certain specific capabilities such as: life skills mentoring and in management capacity to be involved as necessary partners in the programs and projects.
2. Delays in delivery from ministries – while the Empowerment Program has the full mandate to address poverty reduction, it obviously still requires to have recourse to certain ministries and departments for statutory resources such as: state land for housing, or statutory permits for certain developments. Delays in the delivery by such ministries and departments have sometimes impacted negatively on the timely delivery of the poverty alleviation projects.

Challenges

The biggest challenge to the reduction of poverty in Mauritius is the nature of poverty itself.

Overall poverty in Mauritius is more of a structural nature. It is based on the loss of social capital of individuals and families compounded in many cases with the down drag of substance abuse. Therefore, while there are still ample opportunities in Mauritius for income earning activities, it is the incapacity of the individuals and the families to stand up

and take the opportunities and the capacity to manage for a more sustainable future that is the crux of the poverty question. The sustainability of the eradication of poverty program is not an economic issue but is critically determinant on the capacity to provide the beneficiaries with adequate life skills to regain their social capital and be empowered to manage their own life and future.

A second stream in the poor population is related to the demographic trends of the country. It relates to the elderly who depend exclusively on basic retirement pension. Often such persons have also lost family support due to the fast disappearance of the extended family system, the scattering of children who have even sometimes migrated to another country. Analysis of the CSO report on Poverty for 2006/2007 shows clearly that elderly heads aged 70 years and over (8.0%) were more likely to be in poverty.

A third stream of population living in poverty is a recent migratory flow from the Island of Rodrigues to the Island of Mauritius. No study has been done about the matter, but empirical evidence indicates a growing flow of persons from the Island of Rodrigues moving to settle in Mauritius in very precarious conditions. While some argue that the flow is motivated by poverty in Rodrigues, many believe that the persons are motivated by the broader spectrum of economic opportunities on the Island of Mauritius.

Best practice in a national context

The Empowerment Program itself constitutes the best practice to date. A few Corporate Social Responsibility projects also constitute similar best practice. In fact the training and placement program of the Empowerment Program was modelled on a project set in place by a hotel group for the young unemployed in the South-West of Mauritius.

Target 1B: Achieve full and productive employment and decent work for all, including women and young people

Summary Status

- ❖ **Growth rate of GDP per person employed**
- ❖ **Employment-to-population ratio**
- ❖ **Proportion of own account and contributing family workers in total employment**

Employment has been constantly on the increase since 1990, as Mauritius opens new economic pillars such as the sea food sector, financial services and IT & BPO activities. The unemployment rate has been on the decline from 9.6% in 2005 to 7.3% in 2009. 2005 was a peak from the lower 6.8% of 2001. This peak has already been explained by the closures of factories deriving from the loss of preference under the Multi-Fibre Agreement regime. Part of the labour requirement has been derived from imported labour particularly in the textile and clothing industry and the construction sector.

In fact, Mauritius is experiencing a situation where there is both a lack of labour in adequate quantity to service its development needs, and a mismatch of skills with respect to the reorientation of its development with new higher knowledge intensity sectors. Furthermore, the strong thrust on entrepreneurship development illustrated by the growing percentage of own-account and contributing family members is also pulling out of the labour market a certain number of active persons. The proportion of own-account has reached 18% and contributing family workers 2%.

A Decent Work Country Program (DWCP) for Mauritius has been elaborated with the support of the International Labour Organisation (ILO). This initiative aims at promoting decent employment through specific programmes and activities determined in consultation with social partners with the objective to improve the working and living conditions of men and women workers in Mauritius.

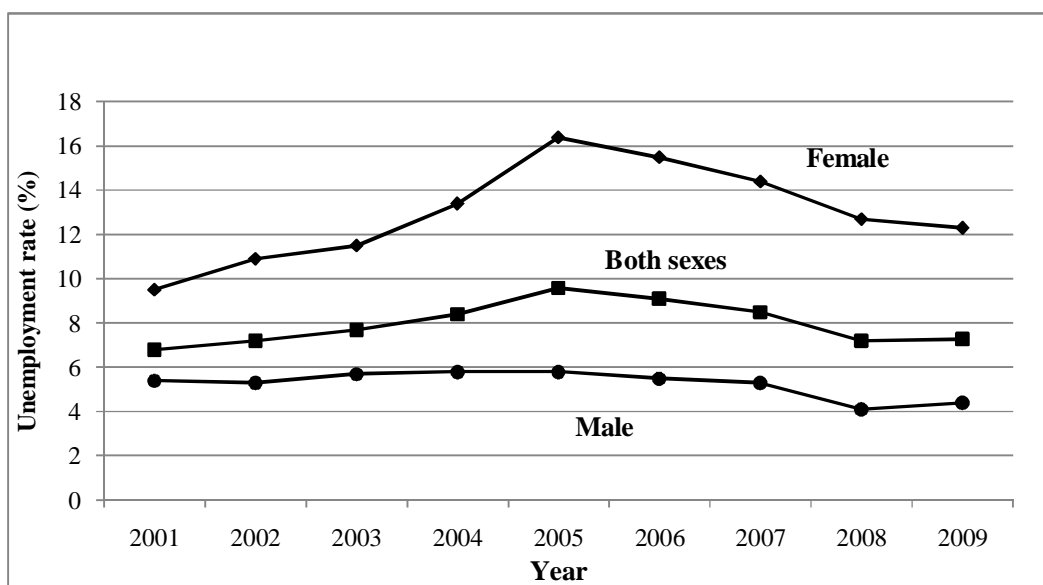
The DWCP for Mauritius which covers 2012-2014 has already been approved by Government and its signing by national tripartite constituents is being planned for November 2012. The three priorities identified by tripartite constituents in the DWCP are:

- I. Creation of decent and productive employment with the provision of adequate social protection;
- II. Strengthening social dialogue; and
- III. Elimination of all forms of discrimination

Projects and activities proposed under priority I. meet the objectives set in Target 1B of MDG 1 in as much as they include:

- The preparation of a National Employment Policy to, *inter-alia*, address the challenges of the labour market, including the issue of mismatch between labour demand and supply.
- Capacity building for SMEs to promote employment opportunities in that sector;
- Training facilities to disabled persons in view of increasing their employability and promoting a more inclusive society;
- Occupational Safety and Health activities and training programs meant to improve quality of employment and bring about more decent working conditions.

Figure 4 – Unemployment rate by sex, 2001 – 2009

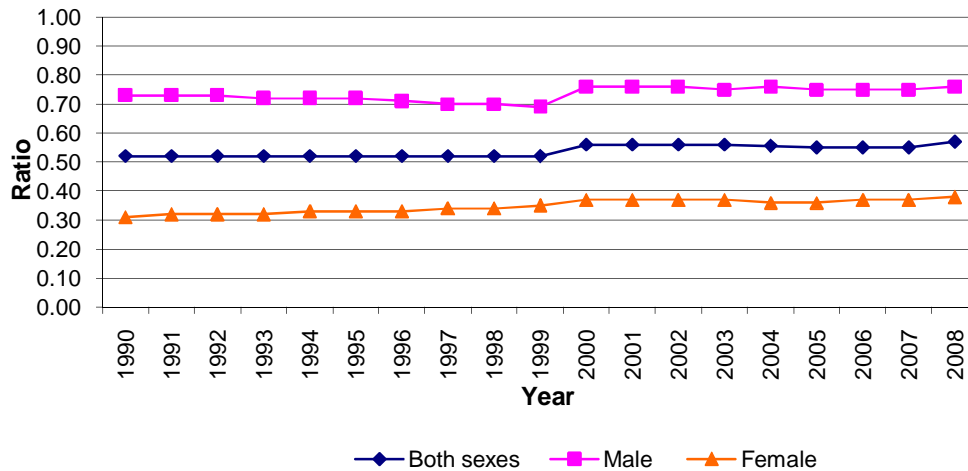


The disparity between male and female unemployment was higher in 2009 than in 2001. The disparity between male and female unemployment was highest in the lower age group;

the difference was nearly 12 percentage points among the unemployed below 20 years, and less than 3 percentage points among those aged 50 years and above.

On average, female employment increased 2.0% annually whereas male employment increased 0.9%.

Figure 5 MDG 1.5 - Employment-to-Population ratio by sex , 1990 - 2008



The employment-to-population ratio increased over the period 1990 to 2009. Though the ratio for women was perceptibly lower than for men, it also improved during the period. During the period 2001 to 2009, male activity rate was always higher than female activity rate. However, the gap narrowed over time, as the activity rate for men constantly decreased over the years, while that of women was on the increase.

The proportion of own-account and contributing family workers in total employment has increased by 35% from 1990 to 2009.

As the economy is evolving, more jobs are being created by the tertiary sector where skill needs are higher than the supply side. Some 65% of the unemployed, representing 27,300 persons, were without the end of secondary school Cambridge School Certificate (SC): 20% had not reached the Certificate of Primary Education (CPE) level; 10% held the CPE certificate only; and a further 35% attended secondary school but did not pass the SC. The proportion with SC as their highest attainment was 21% and that with Higher School Certificate (HSC) 8%. The number of unemployed having studied up to tertiary level numbered some 2,500 and represented 6% of the total unemployed.

Trends of progress against each MDG target from 1990 to 2009

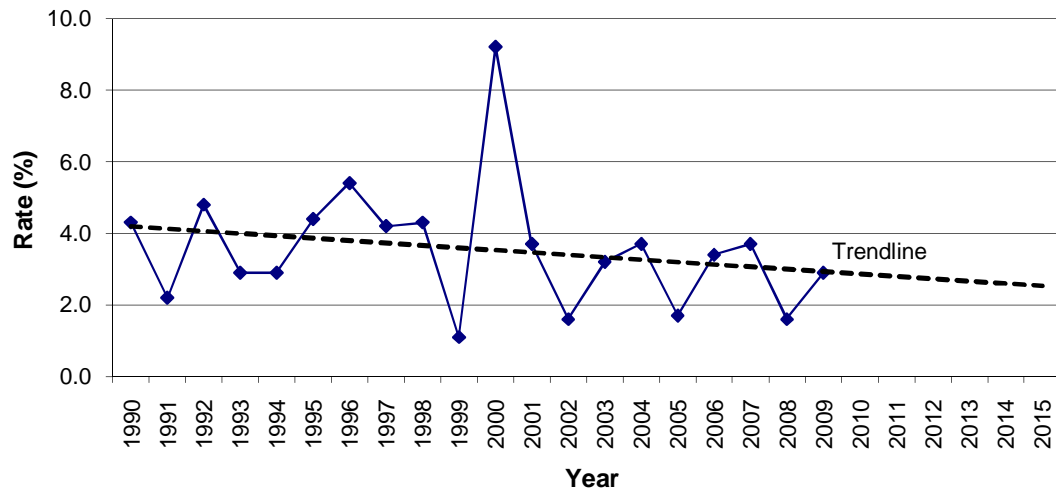
Table 6: Indicators Relating to Target 1B

Indicators	1990	1995	2000	2005	2008	2009
MDG 1.4 - Growth rate of GDP per person employed (labour productivity)	4.3	4.4	9.2	1.7	1.6	2.9
MDG 1.5 - Employment-to-population ratio						
Both sexes	0.52	0.52	0.56	0.55	0.57	0.56
Male	0.73	0.72	0.76	0.75	0.76	0.74
Female	0.31	0.33	0.37	0.36	0.38	0.39
MDG 1.7 - Proportion of own-account and contributing family workers in total employment						
Both sexes	11.5	13.1	12.9	16.7	16.4	15.9
Male	17.7	17.2	16.8
Female	14.6	14.8	14.2

Source: Central Statistics Office, Ministry of Finance and Economic Development

Labour productivity (indicated by Growth Rate of GDP per person employed) which went up sharply between 1990 and 2000 has declined perceptibly thereafter, although there has been some improvement in the recent period (Table 6 & Figure 6).

Figure 6 MDG 1.4 - Growth rate (%) of Gross Domestic Product per person employed, 1990 - 2009



A set of initiatives have been taken by the Government to improve employment opportunities in Mauritius which are given in Box.1 below:

Box.1 Measures to Improve Employment Opportunities and Provide Decent Work for All in Mauritius

- i. The **Labour Market Information System (LMIS)** was launched on 10 December, 2007. It is a web-enabled online system linking the 13 Employment Information Centres around the country with a central server. Data concerning the registration of jobseekers are uploaded immediately on the server, thus facilitating placement and direct employment. The LMIS includes an Electronic Labour Exchange platform enabling employers to post vacancies and job seekers to post their profiles directly on the system. Both parties can do direct job matching. This service is available freely on a 24/7 basis.
- ii. Under the **Circular Migration** initiative, the employment of 369 workers in six companies in Canada has been facilitated. Employment opportunities abroad have been tapped and a major circular migration initiative with Canada started in 2007. The Ministry of Labour, Industrial Relations and Employment (MLIRE) work together with NEF, MOFED and IOM to facilitate the departure of Mauritians to work on contracts in overseas countries. Circular migration is expected to bring positive results, such as acquisition of new skills, partial solution of the employment problem, and saving for future investment in small businesses' in Mauritius. Memorandum of Understanding (MoU) has been signed with France.
- iii. **Espace des Métiers (EDM)**: MLIRE initiated action in 2007 for the setting up of a Cité des Métiers which would be a resource centre and a one Stop Shop to provide jobseekers, students, and the public at large with information and counselling on employment, training and enterprise development. The EDM has been implemented jointly by MLIRE and the NEF and is operational as from 13 October 2009.
- iv. A new means to facilitate employment, introduced in March 2007 is the “**Choisir ou travail**” {Choose your work} television program aired daily on weekdays where vacancies are publicised for the benefit of jobseekers.
- v. MLIRE has introduced an **Audiotext system** to enable jobseekers to have easy access to vacancies through the phone.
- vi. The Employment Service conducts **job vacancy surveys** every four months in order to canvass employers to obtain vacancies and eventual placement of jobseekers.
- vii. A Phone in system will soon be implemented at the Employment Service that will enable registered jobseekers to receive SMS on their cellular phones concerning job vacancies and eventual placement opportunities.
- viii. The Ministry of Labour, Industrial Relations and Employment is initiating a national youth employment program in collaboration with the private sector to address the problem of youth employment (16-30years by building capacity and promoting / sponsoring employable skills among youth based on the demand on industry. The main objective is to provide the youth with necessary skills to enable them remain in sustained and quality employment.
- ix. Employment opportunities are also being prospected in countries requiring high profile skills. In this connection a support system has been developed by this Ministry to enable job seekers to take advantage of high wage employment abroad. Namely in Gulf Countries, Italy and Canada. An MoU has also been signed with Italy for enlarged cooperation in the hospitality, fishery, tourism, restaurant and agro-food industry.

and placement program is meeting with tremendous success both with enterprises and job seekers.

The third initiative which has seen much success is the development of micro entrepreneurship, where the majority of demand is from women above 40 previously employed in the manufacturing sector, and women who are heads of households and have very young children. In both cases, there is need for more flexible hours of work. Through access to non-collateral-based micro-credit, pre business set up coaching, and post business set up mentoring; women are developing their own mostly home-based income generating business activities.

The Empowerment Program is also now working on the development of outsourced home-based work.

A project of Recognition of Prior Learning (RPL) has been started targeting particularly construction related trades. The project aims at giving the workers who are practising these trades, a value-added recognition and thus, make these trades more attractive to younger job seekers. Furthermore, the RPL will allow necessary complementary training of the tradesmen to match the needs of more modern construction works.

Key implementation bottlenecks constraining progress

There is little bottleneck constraining progress on these programs. These programs are operated within the framework of existing labour regulations. The flexibility of the Empowerment Program and the constant dialogue with the private sector allows for fast response and designing of made to measure projects.

Challenges

The most important challenge is the need for faster reform of the educational system. The rate of drop outs at early secondary schooling is still too high. The system, is also not geared enough to employability, with at least a minimum higher level of education. The challenge is for the education system to match the new orientation of economic development of the country.

The second challenge is the need to re-engineer the institution of Labour Offices which remain to date the official port of call for registration as a job seeker. The Labour Market Information System (LMIS) will be upgraded for a better data management and all the Employment Information Centres (EIC) will be restructured in order to provide a better service to jobseekers and employers.

The third challenge is the capacity to fast empower the unemployed in poverty with necessary life skills, so that they may take up the available opportunities.

In the context of declining labour productivity, generating productive employment is a challenge. The transition from a low wage labour-intensive economy to a more capital-intensive economy calls for a pool of highly skilled labour to cater for the emerging needs of the Mauritian economy.

Target 1C: Halve, between 1990 and 2015, the proportion of people who suffer from hunger

The two main indicators for monitoring hunger are the prevalence of underweight children under five years of age, and the proportion of the population living below the minimum level of dietary energy consumption. In 2005, only 6 percent of the total population were undernourished in Mauritius, and in 1995, just around 2 percent of children under 5 were severely underweight (Table 7). In 1995, the proportion of children under 5 who were moderately or severely underweight was around 15 %, the latest period for which data are available. Incidentally, these indicators were not being compiled at the time of the 2002 MDG Report.

Trends of progress against each MDG target between 1990 and 2009

Table 7: Indicators of Hunger

Indicators	1990	1995	2000	2005	2008	2009
MDG 1.8 - Prevalence of underweight children under 5 years of age (% of children under 5)
Proxy used - Proportion of children under 5 who are moderately or severely underweight (%) ¹	...	14.9
Proxy used- Proportion of children under 5 who are severely underweight (%) ¹	...	2.0
MDG 1.9 - Proportion of population below minimum level of dietary energy consumption	...	6.0	6.0	6.0
Proxy used:- Proportion of the total population who are undernourished (%) ²	...	6.0	6.0	6.0

1. World Health Organisation (WHO) estimates

2 Food and Agriculture Organisation (FAO) estimates

Source: Central Statistics Office, Ministry of Finance and Economic Development

The latest survey carried out on the prevalence of underweight children was in 1995 by WHO and it was estimated that the Prevalence of Underweight children from 0 to 5 was 14.9%. Since then, no survey has been carried out and therefore no data is available.

However, a Nutritional Surveillance System is in place alongside the Expanded Program on Immunization whereby 90% of children aged 0-5 years are vaccinated and weighed. The weight of the children are then recorded and monitored by the Nutrition Unit of the Ministry of Health and Quality of Life. A quarterly bulletin is issued in that respect. The indicator used is weight for age and underweight determines children whose weight falls below the 3rd percentile of the growth standards. The latest figures available indicate that the prevalence of underweight for children between 0-11 months is 0.1%, between 12 to 23 months is 0.3%, and between 24 and 59 months is 0.8%.

Policies

To tackle the issue of poverty and hunger, several initiatives such as provision of a decent lunch to the impoverished children under the Eradication of Absolute Poverty scheme, etc have been taken by the Government as discussed under Target 1A.

Challenge

There is growing concern about impoverishment of vulnerable groups as Mauritius continues to grow in affluence, and hence increasing focus is being placed in the recent years on inclusive growth through EAP and other initiatives.

Goal 2: Achieve Universal Primary Education

Target 2A: Ensure that, by 2015, children everywhere, boys and girls alike, will be able to complete a full course of primary schooling.

Indicators:

- *Net enrolment ratio in primary education*
- *Proportion of pupils starting first grade who reach last grade of primary school*
- *Literacy rate of 15-24 year-olds, women and men*

Summary Status

- ❖ **MDG 2.1 - The net enrolment ratio in primary school for both sexes has declined from 99% to 97% from 1990 to 2000 and has remained at the same level since then. The enrolment ratio has declined slightly more for males (3%) than for females (2%).**
- ❖ **MDG 2.2 - The proportion of pupils starting grade I who reach last grade of primary for both sexes increased from 97.6 to 98.0 between 1995 and 2005 but declined thereafter to 97.6 in 2009.**
- ❖ **MDG 2.3 – Literacy Rate of 15 to 24 years old, women and men (%) has improved from 91.2 to 94.5 from 1990 to 2000. No data is available beyond that date as this information is captured from Housing and Population Census due for 2011.**

Education has always been highly regarded as the key element for economic and social advancement, and for meeting labour force needs in Mauritius. Recognizing the vital role of education and human capital development, the Government of Mauritius has focused on education as one of the priority areas in its national development strategy. Accordingly, since independence in 1968, the Government has taken several initiatives and invested extensively in providing access to education with public and private sectors working together to deliver public education. Emphasis has been placed on both access and quality of education. Owing to the good education system, Mauritius has achieved the goals of universal primary education and gender parity in enrolment. This is the result of Government's impetus for free primary education for all which was introduced in the

1940s and gathered momentum after independence in 1968. Furthermore, a host of factors such as enabling legislations, favourable policy initiatives, budgetary support, infrastructural facilities and other enabling conditions have helped in achieving this goal. Mauritius has a literacy rate of around 95 % for those aged between 15 and 24 years (Table 8). The Gross Enrolment Rate (GER) has stabilized over the last decade to reach 102 percent in 2007 and Net Enrolment Rate (NER) in primary education has gradually improved to reach 97 percent.³ The gender parity index at the primary level is almost 1.0. The proportion of pupils starting grade I who reach the last grade of primary schooling (survival rate) is also very high at around 98 %.

Trends of progress against each MDG target between 1990 to date

Table 8: Progress towards Goal 2. Achieve universal primary education

Indicators	1990	1995	2000	2005	2008	2009
MDG 2.1- Net enrolment ratio in primary education						
Both sexes	99	98	97	97	97	97
Male	99	98	97	96	96	96
Female	99	99	98	97	97	97
MDG 2.2 - Proportion of pupils starting grade I who reach last grade of primary						
Both sexes	...	97.6	98.9	98.0	98.3	97.6
Male	...	97.6	98.8	98.8	98.3	97.3
Female	...	97.6	98.8	98.2	98.3	97.7
MDG 2.3 - Literacy rate of 15 - 24 years olds, women and men (%)	91.2	...	94.5
Men	90.7	...	93.7
Women	91.7	...	95.4

Source: Central Statistics Office, Ministry of Finance and Economic Development

³ Education & Human Resources Strategy Plan 2008-2020, Ministry of Education, Culture and Human Resources, November 2008

Public expenditure on education in Mauritius in 2007-2008 was estimated to be 13.5 percent of the total Government recurrent budget and 3.3% of GDP. These various indicators show that in terms of provision of access to free and compulsory primary education to all children, the education system is operating effectively at the primary level.

However, it has been observed that total enrolment in primary schools has been declining since the year 2000 from 135,237 to 119,310 in 2007, on account of demographic factors, and is predicted to continue declining to the low level of 110,599 in 2014, before increasing slightly thereafter.

Policies and Support Measures

Education is not only free but also compulsory for all from age 5 to the age of 16, with the introduction of 11-year schooling as from January 2005. Education has been free through the secondary level since 1977 and partly through the post-secondary level since 1988 where some full time undergraduate courses at the University of Mauritius are provided free. The Government has made an effort to provide adequate funding for education, occasionally straining tight budgets and even subsidized a great part of the expenditure in the private schools. However, the pre-primary schools are mostly privately owned, while the primary schools are mostly Government owned and grant-aided schools account for 20% of Primary enrolment. Admission to primary schools is based on a catchment area system.

In addition to the provision of free schooling, Government also provides other support such as free transport / bus facilities to school children. Infrastructural facilities have been increased (the number of primary schools has gone up from 291 in 2000 to 299 in 2008) thereby improving further accessibility to schools in terms of distance from the home to the school. Furthermore, under the school feeding program, each child attending a Government or aided primary school is provided with a loaf of bread.

Children in families living in poverty are supported through the Empowerment Program for Eradication of Absolute Poverty (EAP) which (a) ensures that poor children of pre-primary school-going age attend school; (b) provides these children with school materials, a free lunch and free transport; (c) provides their parents with a decent job with sustainable income under the training and placement program; and (d) provides life skills mentoring to

ensure the proper management of family affairs. The Trust Fund for Vulnerable Groups provides free school materials to a large number of children from poor families up to secondary schooling.

Zone d'Education Prioritaire (ZEP)

An interesting experiment in the area of education in Mauritius is the Zone d'Education Prioritaire (ZEP) which is related to pro-poor growth policies of the Government of Mauritius. The project significantly contributes to poverty alleviation and achievement of MDGs 1 and 2 through reducing school drop-outs in relatively deprived regions of the country. The ZEP strategy was successfully implemented in 30 schools, including one school in Rodrigues and two in Agalega, positively improving education achievements mainly through enhanced participation of the community in the education sector. The innovative practices that focus on technical support, capacity building and community involvement will be spread throughout the school system. UNDP and UNESCO have provided technical support on pedagogical matters and UNDP, with the help of the FAO, has financed a study for the upgrading of the supplementary school feeding program of the Ministry of Education and Human Resources.

Challenges

Notwithstanding the very high level of success of near 100% schooling of Mauritian children in pre-primary, primary, and the free access at secondary level as well as total gender parity in enrolment in the system; Mauritius recognises that there are some serious challenges to be addressed.

The yearly drop-out rate at primary level is around 0.5 % which concerns some 500 children. At the secondary level, every year, about 800 students (1.5 %) leave the system before reaching the fourth year of secondary schooling. In addition, about 9 %, representing some 780 students enrolled in the pre-vocational stream do not complete the third year of pre-vocational education.

As mentioned in the MDG 2002 Report, the real issue for the country is to ensure that all children have access to secondary education. Currently, around 35% of children fail to obtain a Certificate of Primary Education (CPE) which is an examination marking the final

year of primary schooling. Of these, about 20 % repeat the CPE and those having failed CPE twice or who have reached the age of 13 are enrolled in the three year prevocational stream. It is believed that pupils who barely pass the CPE encounter learning difficulties and drop out from the secondary education system after 2-3 years. Thus, the challenge today remains the successful completion of primary education by all. This issue has been the subject matter of several reforms in the education sector and is fully addressed in the Education and Human Resources Strategy Plan (2008 – 2020).

Key implementation bottlenecks constraining progress

Two sets of factors contribute to the underachievement of pupils. One is related to parental capability and management. The second is about the education system itself, in both institutional and content terms.

While Mauritian parents, in general, have always placed a high premium on investing in the educational achievement of their children, it is also a fact that weak parental capability and family management, due to poverty and family dysfunctions, and changing patterns in society about parental responsibility, are impacting on the underperformance of a number of children.

In this case, the life skills programs of the Empowerment Program for the families in poverty as well as the National Parental Empowerment Program of the Ministry of Gender Equality, Child Development and Family Welfare are essential to help rebuild the necessary family capabilities.

The Ministry of Gender Equality, Child Development and Family Welfare has come up with a National Parental Empowerment Program in 2007 in line with the National Children's Policy to address the above mentioned social problems, and provide parents with knowledge and skills to enable them to cope better with their responsibilities as parents.

The main objectives of the program are to: enhance relationships between parents and children; improve parenting skills of parents, particularly in deprived areas; empower parents to enable them to manage their family problems; and create awareness and understanding of the rights of the child among parents and the community. One of the

main aspects of the project is institutional capacity building for dispensing courses/talks, training sessions and counselling to parents, and includes the production of training manuals and IEC materials.

The second set of factors pertains to the education system and the Government is fully aware of them.

An end-of-cycle examination which serves a dual purpose of certification and selection for secondary schools has led to a culture of competition which is deeply entrenched. This is reflected in a teaching style which is assessment-oriented. This results in teaching-to-the-test and rote memorization rather than the ability to indulge in some level of critical thinking. It also results in concentration on core examinable subjects, rather than on those areas that would serve the interest of a holistic development of the learner.

The following measures are part of policy developments to address the above issue:

1.
 - Strengthening the institutional and regulatory framework for the provision of Early Childhood Care and Education;
 - Reduction of disparity among pre-schools;
 - Addressing the problem of out-of-schools pre-primary children due to absolute poverty;
 - Developing a National Curriculum Framework for the pre-primary subsector; and
 - Ensuring readiness of all pre-primary school children for primary school.

2.
 - Develop a National Curriculum Framework for primary sub-sector to respond to emerging concerns and ensure full-scale implementation of the curriculum;
 - Move towards the gradual elimination of the necessity of and reliance on private tuition;
 - Support the integration of children with special education needs in the regular school system;
 - Develop a new framework for e-learning to enhance the teaching-learning process and initiate variety in the pedagogy;
 - Strengthen the ZEP Strategy which aims at combating social inequalities and ensuring greater equity;
 - Develop a policy on continuous assessment and integrate a remedial education program in the curriculum;

- Promote co and extra-curricular activities that help learners develop self-confidence and self-esteem; and
- Undertake a renewal of primary schools to improve the physical conditions of schooling.

The main constraints towards successfully meeting the requirements of the policy decisions have been the corporatist resistance of some stakeholders and frequent policy reversals, hesitation or roll back as a result of pressure by some interests groups.

Box 2: *Best practice in a national context*

The main objective of the Government is to provide equality of opportunities to all children and to ensure a full scale implementation of the curriculum that caters for different learning capabilities. It also strives to improve all aspects of quality education. The following quality measures have been initiated to bring out improvements in learning outcomes.

Baseline Profiling

The Baseline profiling is administered to children of Standard I during the first days of primary schooling to screen competencies and skills that a pre-primary student would be expected to achieve.

This profiling helps the teacher to prepare individualised remediation and support for each area of weakness. Thus all pupils are ready to start the Standard I program in the light of the right profiling.

Bridging the Gap

The Bridging the Gap Strategy is to ensure that all Standard I pupils start their primary schooling on the same footing. This is achieved by the following strategies:

- (i) A welcome to school program so that pupils feel comfortable in their new environment, which is different from that of the pre primary; and
- (ii) During the first two weeks, which are crucial for the success of the child's integration in formal education, it is important for teachers to be aware of the impact of a good start for 6 year old children.

Diagnostic Assessment

After two years of primary schooling, a diagnostic test is carried out at the beginning of Standard III to assess whether the basic skills and competencies desirable at this level in English and Mathematics have been acquired. An individual remedial and support program is put in place for consolidation of elementary skills and key learning competencies in these two learning areas.

National Curriculum Framework

Following the publication of the document Towards a Quality Curriculum - Strategy for Reform in 2006, National Curriculum Frameworks (NCF) for the different sub sectors (Pre-Primary, Primary and Secondary) have been developed. These documents provide stakeholders relevant information on the competencies and skills that pupils need for their successful schooling.

Enhancement Program

The Enhancement Program has been set up at Standard IV level:

- To ensure that no child is left behind owing to his family's financial inability to provide for private tuition;
- To offer children more interesting ways of learning;
- To provide an overall development of the child by engaging them in various co and extracurricular activities like music, sports, drama, arts amongst others; and
- To render the learning experiences of pupils more enriching and rewarding through a diversity of strategies to suit the learning needs of pupils.

Goal 3: Promote Gender Equality and Empower Women

Target 3A: Eliminate gender disparity in primary and secondary education, preferably by 2005, and in all levels of education no later than 2015.

Indicators:

- *Ratio of girls to boys in primary, secondary and tertiary education*
- *Share of women in wage employment in the non-agricultural sector*
- *Proportion of seats held by women in national parliament*

Mauritius has made remarkable progress in closing gender gaps, particularly in the area of education. There is no gender disparity in enrolment in the primary, secondary and tertiary education in Mauritius. The ratio of girls to boys in primary school is very high at around 97 %, while at the secondary and tertiary level girls dominate with a ratio of over 100 % (Table 9 and Figure 7).

Trends of progress against each MDG target between 1990 to date

Table 9: Progress towards Goal 3- Promote gender equality and empower women

Indicators	1990	1995	2000	2005	2008	2009	2010
MDG 3.1 - Ratio of girls to boys in primary, secondary and tertiary education (Number of girls per 100 boys)							
Primary	97.7	97.3	96.8	97	96.1	96.7	96.8
Secondary	99.7	105.8	101.3	103.2	104.2	105.4	105.4
Tertiary	116.4	103.1	139.4	121.7	...
MDG 3.2 - Share of women in wage employment in the non-agricultural sector (%)	34.1	34.7	37.7	34.9	36.7	37.0	...
MDG 3.3 - Proportion of seats held by women in national parliament (%)	7.1	9.1	6.1	17.1	17.1	17.1	18.8

Source: Central Statistics Office, Ministry of Finance and Economic Development and Electoral Commissioner's Office

In 2009, enrolment rate of girls at pre-primary and primary levels was almost at par with boys, while at secondary level; enrolment for girls was higher at 88% as compared with 82% for boys. Girls' performance, in examinations, has been remarkably better than that of boys.

Table 10: Gross Enrolment Rate for year 2009

Schools	Girls	Boys	Both Sexes
Pre-primary	97%	95%	96%
Primary	101%	100%	101%
Secondary	76%	71%	73%

Source: Central Statistics Office, Ministry of Finance and Economic Development

Figure 7 MDG 3.1 - Ratio of girls to boys by level of education, 1990 - 2009

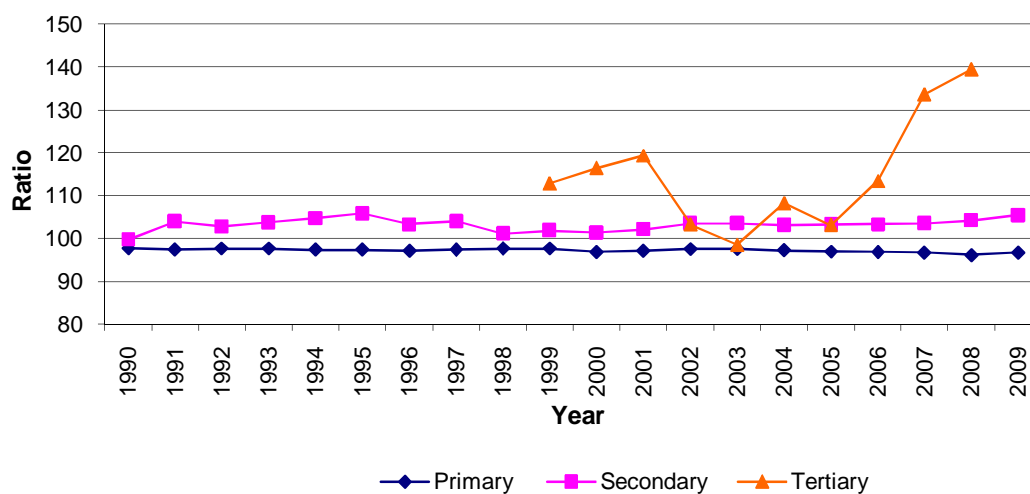
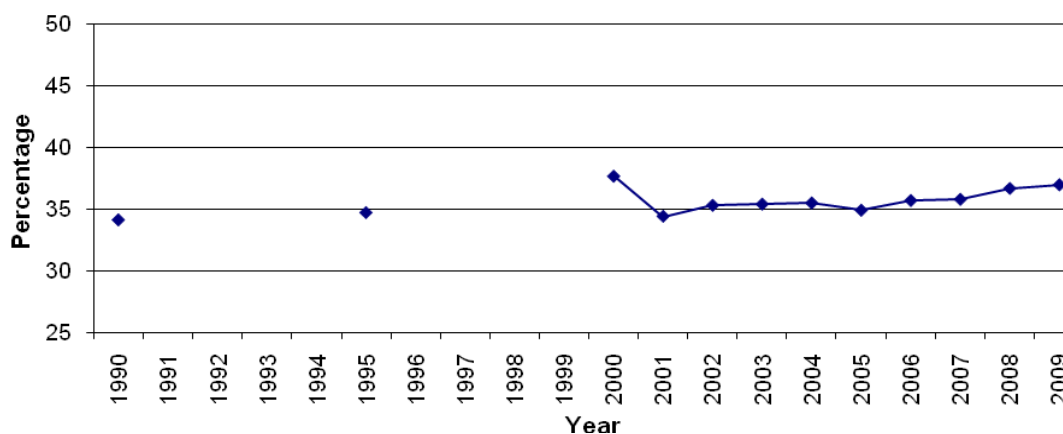


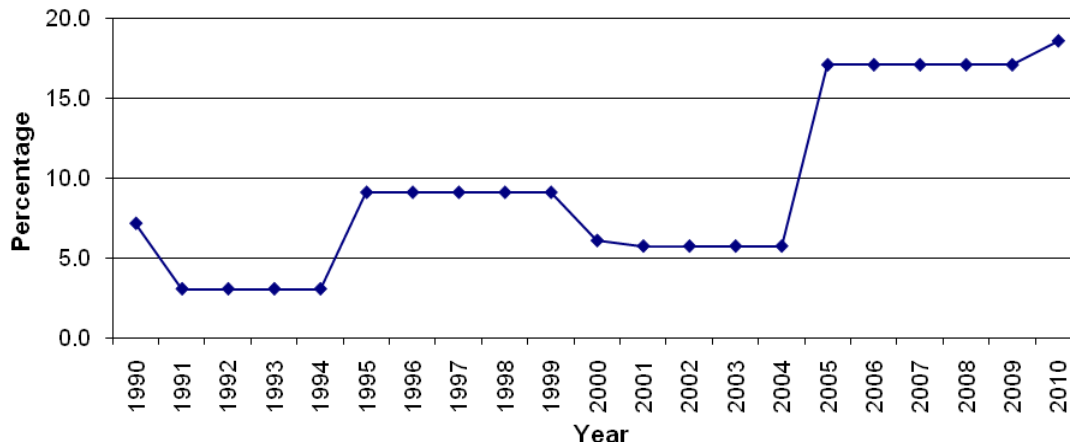
Figure 8 MDG 3.2 - Share (%) of women in wage employment in the non-agricultural sector, 1990 - 2009



Disparity in wage employment

Gender disparity is, however, still prevalent both in the case of wage employment in the non-agricultural sector, and representation of women in national parliament. The share of women in wage employment in the non-agricultural sector (37% in 2009) is low, though it has improved since 1990. Working women tend to concentrate in a small number of industrial sectors. For 2009, employment by the industrial sector data reveals that the majority of the women were employed in manufacturing sector; followed by “education, health and social work”, ‘wholesale and retail trade’, and ‘hotels and restaurants’. Furthermore, a widening gender gap with regards to unemployment was evident with larger number of females being jobless. Of the 41,500 unemployed persons in 2009, around 62 % (25,700) were females. The unemployment rate for females was also higher at 12.3 %, compared to just 4.4 % for males. Thus, women are 3 times more likely to be unemployed than men. It has also been observed that the bulk of the unemployed women are in the age-group of 30-49, which may be due to the contraction and restructuring of the textile industry, which had affected the older females with low educational attainment.

Figure 9 MDG 3.3 - Proportion of seats held by women in national parliament, 1990 - 2010



Women in Power and Decision-Making

There has been slow but constant progress regarding the proportion of seats held by women in Parliament. This has increased from 7.1 % in 1990, to 18.6% in 2010, though it is still relatively low (Figure 9). During the last general elections held in May 2010, the main political parties honoured their pledge to increase women’s representation in National Assembly. Furthermore, Mauritius has achieved above 30% level of women’s participation at the level of decision making in the public sector with 8 women Permanent Secretaries out of a total of 26 (Table 11). Incidentally, among African countries, Rwanda has the highest number of women in national parliament with total seats accounting for 56.3 percent (World Bank). As regards participation of women in the national decision-making process, Mauritius has committed to the decision taken by SADC to increase women’s participation in politics and decision-making by 30%.

Table 11: Women and Politics and Decision-Making, 2010

	No of females	Total	% female
Ministers	3	25	12
Private Parliamentary Secretary	3	10	30
Members of Parliament	13	70	18.6
Urban Councillors	14	126	11.1
Rural Councillors	86	1476	5.8
Permanent Secretaries/Senior Chief Executives of Ministries	8	26	30.8

Source: National Assembly & Ministry of Local Government & Outer Islands, Ministry of Gender Equality, Child Development and Family Welfare

The Local Government Act 2011 makes provision for the following on the issue of gender in respect of municipal and village Council elections:

- Municipal Elections: Section 11 (6) stipulates that any group presenting more than 2 candidates in an electoral ward shall ensure that the candidates are not all of the same sex.
- Village Council Elections: Section 12 (6) stipulates that any group presenting more than 2 candidates at a Village Council Election shall ensure that not more than two thirds of the group's candidates are of the same sex.

Policies and Programs for Gender Equality

Conscious of the gender related issues, the Government has been committed to placing women's development high on its agenda, as a key route to inclusive growth and welfare. A full-fledged Ministry of Women's Rights and Family Affairs was created in 1982 to frame and execute policies and programs geared towards upgrading the status of women, children and family, safeguarding their rights, protecting them against all kinds of abuse and discrimination and ensuring their economic development and welfare within the civil society. Gender responsive and women empowerment programs are being implemented.

The 2008 National Gender Policy Framework and the current Economic Empowerment Program are meant to widen opportunities for women in Mauritius and are expected to facilitate the active contribution of women to socio-economic development of the country. Several other measures have been taken for targeted interventions, gender mainstreaming and increasing employment through access to credit, training and assistance to

unemployed women (Box 2 and *Best Practice section*). Special collaborative programs aimed at uplifting the socio-economic status of women are also currently being implemented through direct budget support.

Box 3: *International Instruments Related to Women: Status in Mauritius*

Mauritius has ratified several important international human rights instruments. It acceded to the Convention on the Elimination of all forms of Discrimination against Women (CEDAW) in July 1984. Mauritius is a party to the 1995 Platform of Action adopted at the Fourth World Conference on Women in Beijing with regard to the advancement of women. The SADC Declaration on Gender and Development was signed in 1997, followed by the signature in 1998 of the Addendum to the Declaration on the Prevention and Eradication of Violence against Women. The Optional Protocol to the CEDAW was also signed in November 2001 and ratified in October 2008.

In line with the Government Program 2005/10, the Gender Unit has adopted a rights based approach to implementing its programs and projects for women's empowerment and promotion of gender equality. It has also adopted a paradigm shift from women in development to gender and development, so as to translate into actions the various commitments taken at international and regional fora, including: the Commonwealth Plan of Action on Gender and Development, the SADC Protocol on Gender and Development and the MDGs.

In line with Government Program 2005/2010 to mainstream gender in Government's policies and programs, the Ministry with the support of the UNDP has implemented a project entitled "**Capacity Building for Gender Equality and Empowerment of Women**" (2005-2009). The project aims at consolidating the National Gender Machinery into a full-fledged gender analysis, policy making, monitoring and reviewing body.

Under the project, a **National Gender Policy Framework (NGPF)** has been designed as an overarching framework that provides the guiding principles, broad operational strategies and institutional arrangements for achieving gender equality at the national level. The NGPF further sees implementation in line with the current reforms of the Government towards performance management and program based budgeting. Five Pilot Ministries namely the Ministry of Gender Equality, Child Development and Family Welfare; the Ministry of Education and Human Resources; the Ministry of Youth and Sports; the Ministry of Labour, Industrial Relations and Employment; and the Ministry of Social Security, National Solidarity and Reform Institutions; have been provided with technical

gender expertise to guide them in the process of aligning budgets to sectoral strategies within the context of the NGPF.

Capacity building of Gender Focal Points (GFPs) in all Ministries and Departments on gender mainstreaming, gender analysis, impact assessment and the African Gender Development Index has been carried out.

A Gender Information System was expected to be fully operational in March 2010 with a view to:

- Providing reliable and up to date information on gender sensitive indicators;
- Measuring the impact of policies, plans and programs on the implementation of gender equality; improve interaction between Gender Focal Points (GFPs) of different Ministries and also with the public on gender issues (through appropriate web forum); act as an information repository on gender related materials ; and
- Acting as a repository of all relevant gender tools developed by the MGECDFW for GFPs to download and use, and act as a communication lever through an interactive web forum, and assess the status of gender equality through the Program-Based Budget (PBB) exercise of the Government.

Measures To Address / Eliminate Discrimination in Employment

With a view to addressing and eliminating discrimination at the workplace the following measures have been taken by the Government:

- (i) The National Remuneration Board has been ensuring that job appellations and classifications are based on the principle of equal remuneration for work of equal value. References to “female worker” in various Remuneration Orders have been removed and gender neutral terms are being used. In the two recently reviewed Remuneration Regulations covering the “Field Crop and Orchard” and “Livestock” sectors, the discriminatory provisions prescribing wages on a gender basis have been removed. The wages are now prescribed therein on the basis of job content.
- (ii) In order to ensure equal opportunities for women and men in the labour market, provisions have been made in the Employment Rights Act (ERiA) No. 33 of 2008, promulgated on 02 February 2009, to the effect that –
 - a. No worker shall be treated in a discriminatory manner by his employer in his employment or occupation (Section 4);
 - b. An agreement shall not be terminated by an employer by reason of –
 - i. A worker’s race, colour, national extraction, social origin, pregnancy, religion, political opinion, sex, sexual orientation, HIV status, marital status or family responsibilities;
 - ii. A worker’s absence from work during maternity leave (Section 38);

- iii. Every employer shall ensure that the remuneration of any worker shall not be less favourable than that of another worker performing the same type of work (Section 20).

It is to be noted that under the ERiA, “discrimination” includes affording different treatment to different workers attributable wholly or mainly to their respective descriptions by age, race, colour, caste, creed, sex, sexual orientation, HIV status, religion, political opinion, place of origin, national extraction or social origin, which has the effect of nullifying or impairing equality or opportunity or treatment in employment or occupation.

Furthermore, under the Act specific provision has been made for protection against sexual harassment, which is a form of discrimination and which affect women mainly. Severe penalties are laid down whereby any person who commits such an offence shall, on conviction, be liable to a fine not exceeding 75,000 rupees and to imprisonment for a term not exceeding 2 years.

- (iii) Specific provisions have been introduced in the Employment Relations Act 2008, also promulgated on 02 February 2009, for the protection of fundamental rights of workers. Section 29 of this Act provides that every employee shall have the right to establish or join, as a member, a trade union of his own choice, without previous authorisation and without distinction whatsoever or discrimination of any kind including discrimination as to occupation, age, marital status, sex, sexual orientation, colour, race, religion, HIV status, national extraction, social origin, political opinion or affiliation.

Challenges

Some of the gender related concerns in Mauritius are higher unemployment, lower representation in parliament and violence. Women are three times more likely to be unemployed than men. Unemployment in 2009 was projected to be 13.9 percent among women compared to only 4.5 percent among men. Gender-based violence, among which domestic violence and sexual harassment in public areas are the main components, is widespread though Government has taken action to address this issue through specific programs.

Further, there is limited representation of women in high positions in business and public administration and in the local Government and Parliament. As mentioned in the 2002 MDG Report, women still have a long way to go to achieve full political empowerment. The fact remains that policies regarding political and economic empowerment are still considered as essential action in 2010 as in 2000.

Box 4: *Best practice in a national context*

Various programs have been and are still being implemented to build capacity and provide the required tools for the socio economic empowerment of the Mauritian women. Some 37,000 women have thus followed literacy programs, different types of training for employability and other capacity building training.

With a view to sensitising women on their rights, the Gender Unit, in collaboration with the Mauritius College of the Air, produced a CD on “La Loi Mariage” (the Marriage Laws in Mauritian Creole), to be used as a tool for empowerment of women on their rights. Copies of the CD have been widely distributed amongst all relevant stakeholders.

For the period 2005 to date, around 10,000 women have been sensitised on health related issues comprising, *inter-alia*, sexual and reproductive health, HIV/AIDS, healthy eating habits, breast and cervical cancer, weight management, the importance of physical and sports activities amongst others.

Economic empowerment of women and particularly vulnerable and retrenched ones has been done through a range of training in crafts and other economic activities such as serigraphy, candle making, catering and pastry making, agriculture, catering and composting of domestic wastes. Facilitated access to capital through a non collateral based micro credit facility and booster loans allow these women to set up their own income generating business activities.

Legislations to Safeguard Women's Rights

Sex Discrimination Act (SDA 2002)

The Sex Discrimination Act (SDA) was passed in 2002 and it gives effect to provisions of the Convention on the Elimination of All Forms of Discrimination Against Women. It provides for the protection of individuals against discrimination based on sex, marital status and pregnancy in employment, education, provision of goods, services and facilities, accommodation, disposal of property, sports associations and clubs. The Act also provides for the elimination, as far as possible, of all forms of sexual harassment in the workplace, in educational institutions and in other areas of public activity.

The Act also provides for the setting up of a Sex Discrimination Division under the National Human Rights Commission.

Equal Right to Employment

The right to the same employment opportunities between men and women is ensured by Section 5 (1) of the Sex Discrimination Act (2002), stipulating that:

“No employer shall, in relation to recruitment, selection or employment of any other person for purposes of training, apprenticeship or employment, discriminate against that other person on the grounds of sex, marital status, pregnancy or family responsibility in -

- (a) The advertisement of the job;*
- (b) The arrangements made for the purpose of determining who should be offered that employment;*
- (c) Determining who should be offered employment;*
- (d) The terms and conditions on which employment is offered; and*
- (e) The creation, classification or abolition of jobs.”*

Sexual Offences Act 2003

The Sexual Offences (Miscellaneous Provisions) Act 2003 reinforces the sanctions associated with sexual offences. When cases of sexual assault are reported at the Police Department or the Ministry of Health and Quality of Life, apart from medical examination, victims are referred to the Family Protection Unit of the Ministry of Gender Equality, Child Development and Family Welfare, where appropriate structures exist for interviewing or counselling in privacy and ensure emotional support following the stress and trauma experienced.

Protection from Domestic Violence Act

The Protection from Domestic Violence Act enacted in 1997 and proclaimed in 1998, is a major step in reaffirming the rights of women. The Act provides for the issue of Protection Orders, Occupation Orders and Tenancy Orders and offers a wide definition of domestic violence to include physical, emotional, sexual violence and even threatened violence. The objective is to protect spouses and children from violence at home. Mauritius is one of the few countries in the region to have introduced a comprehensive law to combat domestic violence.

Employment Rights Act 2008

Section 30 of the Employment Rights Act 2008 protects the right of women to maternity benefits. Thus, maternity leave with payment of maternity allowance is being provided. Moreover, situations of miscarriage and still birth are catered under this section. Also, a daily break of up to 1 hr with pay is guaranteed to female workers for breast feeding purposes.

Furthermore, the law provides that a pregnant woman shall not be required to perform overtime or night work two months before confinement, and is highly restrictive as far as notice of termination of employment to an employee on maternity leave is concerned to prevent abuse on the part of employers.

Goal 4: Reduce Child Mortality

Target 4A: Reduce by two-thirds, between 1990 and 2015, the under-five mortality rate.

Indicators:

- *Under-five mortality rate*
- *Infant mortality rate*
- *Proportion of 1 year-old children immunized against measles*

In Mauritius, under-five mortality and infant mortality rates have been reduced substantially during the past two decades. The provision of free health services has, *inter-alia*, enabled the country to achieve the targets set under this goal. The under-five mortality rate (death of children aged below five years) decreased from 23 per 1,000 live births in 1990, to 18 in 2000, and stood at 16 in 2009 (Table 12, Graph 10).

Trends of progress against each MDG target between 1990 to date

Table 12: Progress towards Goal 4 - Reduce child mortality

Indicators	1990	1995	2000	2005	2008	2009
MDG 4.1 - Under 5 mortality rate (per 1,000 live births)	23.1	22.7	18.2	15.8	16.6	16.0
MDG 4.2 - Infant mortality rate (per 1,000 live births)	20.4	19.7	15.9	13.2	14.4	13.4
MDG 4.3 - Proportion of 1 year children immunized against measles (%)	76.1	89.4	84.0	88.6	89.3	93.0

Source: <http://www.gov.mu/portal/site/cso>

Figure 10 MDG 4.1 - Under 5 mortality rate per 1,000 live births, 1990 - 2009

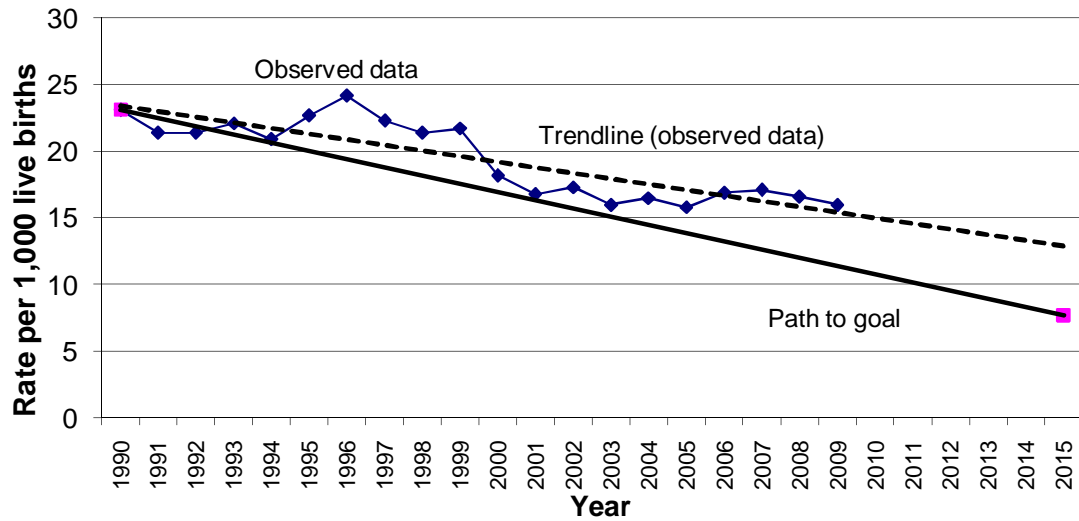
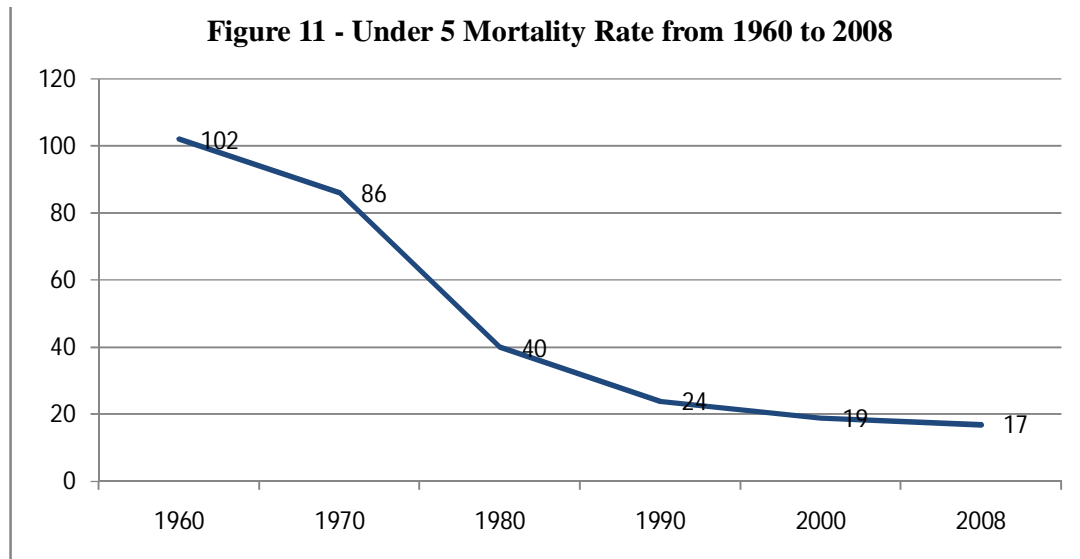


Figure 11 - Under 5 Mortality Rate from 1960 to 2008

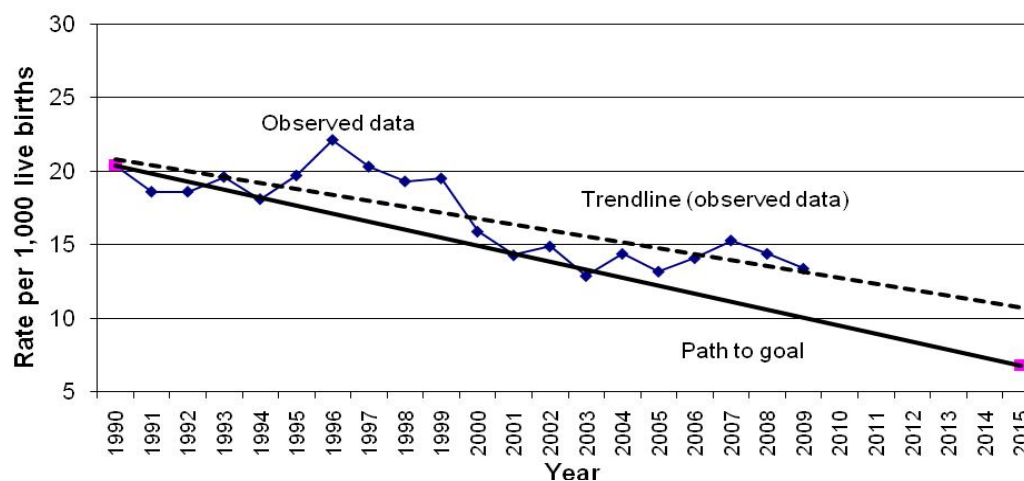


Data Source: World Bank – World Development Indicators, July 26, 2010

The infant mortality rate (death of children aged below 12 months) decreased from 20 per 1,000 live births in 1990 to 16 in 2000; it stood at 13.4 in 2009 (Figure 12). One of the facilities granted by Government is the free immunization against infectious diseases. In 2009, the percentage of children immunized against measles was 93% compared to 84% in 2000 and to 76% in 1990⁴.

⁴ This indicator is based on inputs from government's Expanded Program on Immunisations only.

Figure 12 MDG 4.2 - Infant mortality rate per 1,000 live births, 1990 - 2009



Policies

The Neonatal Intensive Care Service, which currently covers 2 of the 5 health areas, will be extended to the 3 remaining regions. The Ministry of Health and Quality of life is considering the possibility of ensuring a “24 hour / 7 day presence of specialist paediatricians in all the 5 regional hospitals”.

The implementation of the National Sexual and Reproductive Health Strategy, and Plan of Action 2009-2015, will bring an improvement in the survival of infants and the health status of children. Furthermore, the Government is planning to set up a dedicated facility which will cater for the specific needs of women (e.g. cervical screening, digital mammography) and some specialised services (e.g. complex surgery) for children.

Key implementation bottlenecks constraining progress

There are no implementation bottlenecks that will constrain progress towards the successful achievement of this goal.

Challenges

There are no challenges likely to undermine the progress being aimed at for the achievement of this goal.

Goal 5: Improve Maternal Health

Target 5A: Reduce by three-quarters, between 1990 and 2015, the maternal mortality ratio.

Indicators:

- *Maternal mortality rate*
- *Proportion of births attended by skilled health personnel*

Maternal mortality ratio has been very low in Mauritius and decreased sharply from 66 per 100,000 live births in 1990 to 17 in 2006; however, it has been noted that there has been a reversal in this trend in the past two years. The reasons for that reversal are being looked into. (Table 13, Figure 13).

Mauritius has made remarkable progress in the area of improvements in maternal health. Achievement in reducing maternal death since 1990 is very much linked to health facilities prevailing in the country. The Government provides free health care to people. For expecting mothers, there are special prenatal care medical clinics in hospitals and regional health centres. One of the major reasons for the marked decrease in maternal deaths during the period is the very high level of skilled health personnel (doctors, nurses, midwives etc) who assisted to deliveries, which accounted for over 99% on an average since 1999. Antenatal care coverage (at least one visit and at least four visits) has also been high in Mauritius. There has been a sharp decline in adolescent birth rate to around 34% in 2008, compared to around 45 % in 1990.

Trends of progress against each MDG target between 1990 to date

A matter of great concern has been the rise in the maternal mortality ratio during the last 3 years which reached 65 per 100,000 live births in 2009 – almost the same level as in 1990 (Table 13). This issue needs to be investigated considering all the services offered to reduce MMR namely: antenatal care, delivery by trained personnel and tetanus toxoid vaccination.

Figure 13 MDG 5.1- Maternal Mortality ratio per 100,000 live births, 1990 - 2009

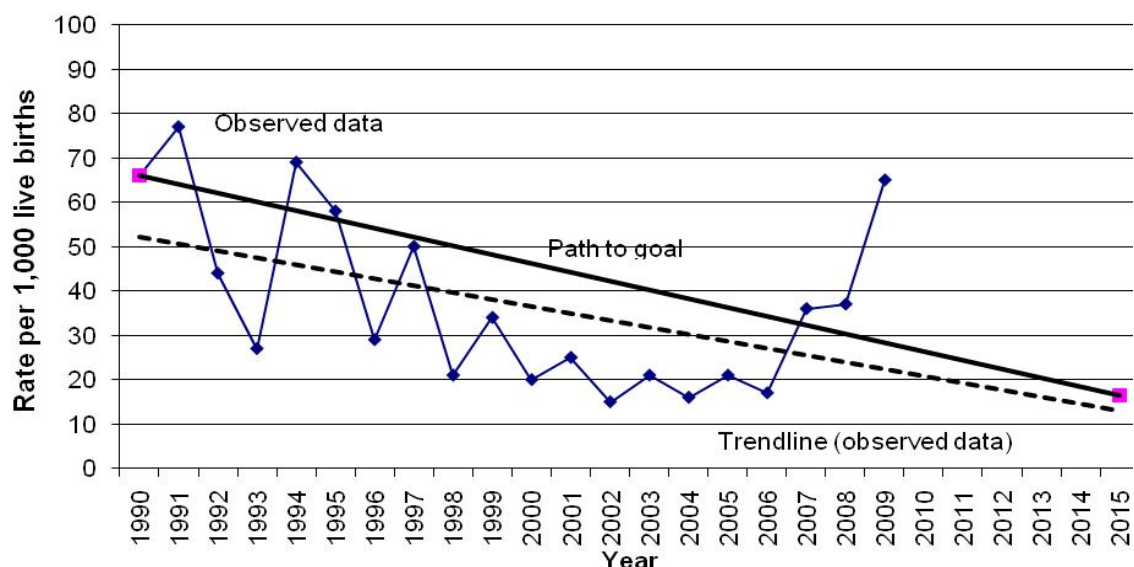


Table 13: Progress towards Goal 5 - Improve maternal health

Indicators	1990	1995	2000	2005	2008	2009
MDG 5.1 - Maternal mortality ratio	66	58	20	21	37	65
MDG 5.2 - Proportion of births attended by skilled health personnel (%)	91.1	98.1	99.7	99.2	99.5	99.4
MDG 5.3 - Contraceptive prevalence rate ¹	74.3	...	78.1
MDG 5.4 - Adolescent birth rate	45.2	39.4	38.9	35.1	33.9	32.6
MDG 5.5 - Antenatal care coverage (at least one visit and at least four visits)						
At least one visit ²	93%
At least four visits Proxy used:- at least three visits ²	83%
MDG 5.6 - Unmet need for family planning ²	6.3	...	3.3

1 - Figures for 1990 and 2000 refer to years 1991 and 2002 respectively. Indicators are based on Contraceptive Prevalence Survey 1991 & 20

2 - Figure for 2000 refers to the year 2003. Indicator is based on World Health Organisation (WHO) survey.

Source: <http://www.gov.mu/portal/site/cso>

Policies

With a view to reversing the increasing trend in maternal mortality recorded since 2007 and sustain the decreasing trend in child mortality, the strategy is to further strengthen the Maternal, Neonatal and Child Health Service. It is planned to make available paediatricians and obstetricians / gynaecologists in all the 5 Regional Hospitals. Further, pregnant women are encouraged to attend ante-natal clinics as from the first month of pregnancy. They are being examined by obstetricians and gynaecologists at all Area Health Centres for early detection of complications.

Furthermore, in line with the Government's Program 2005-2010, the Ministry of Health and Quality of Life is in the process of setting up a specialized Children's Hospital as well as a Specialised Women Hospital. This project is expected to help improve maternal and child health.

Challenges

The issue of an increase in Caesarean Sections (CS) as a means of child delivery is also a matter of concern. The percentage of delivery by CS stood at 26.6% of total number of deliveries in 2000. In 2009, the proportion had reached 42.4%. Though the rising incidence of CS has no correlation with increase in the Maternal Mortality Ratio, monitoring of this trend is necessary to ensure that it does not impact on maternal health.

Target 5B: Achieve by 2015, universal access to reproductive health.

Indicators:

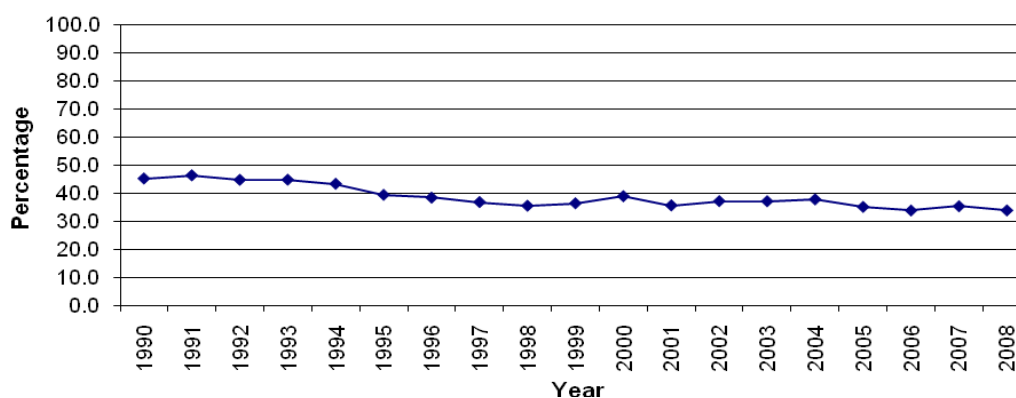
- *Contraceptive prevalence rate*
- *Adolescent birth rate*
- *Antenatal care coverage (at least one visit and at least four visits)*
- *Unmet need for family planning*

Improving access to reproductive health has been one of the priority areas of intervention in Mauritius. The contraceptive prevalence rate in Mauritius is very high and went up from around 74% in 1990, to 78% in 2000. The Adolescent birth rate has come down sharply to around 34% in 2008, compared with around 45% in 1990 (Table 13 and Figure 14). Antenatal care coverage (at least one visit and at least four visits) has also been high in Mauritius. Unmet need for family planning in Mauritius almost halved from 6.3 in 1990 to 3.3 in 2000.

The CPS results reveal that, among currently or formerly married women aged 15-44 years, 37.8 percent were in need of more effective family planning services in 2002, compared to 26.7 percent in 1991. This may partially explain the increased number of unplanned pregnancies and calls for more intensive efforts to promote responsible parenthood; more effective contraceptive methods; correct and consistent use of effective methods; and to reach women in need of family planning services. (The National Sexual and Reproductive Health Policy July 2007)

Trends of progress against each MDG target between 1990 to date

Figure 14 MDG 5.4 - Adolescent birth rate, 1990 - 2008



The trend above denotes that young people are becoming sexually active at an increasingly earlier age. The 2002 CPS report indicates that 10.9% of adolescent females (aged 15 to 19 years) have already started childbearing. In 2007, 10.6% of all live births occurred in Mauritius were to women aged 15-19 years.

One of the concerns of the Government is the drop in fertility. There is very little information on this decrease. The results of the 2002 CPS reveal that 3.6 percent of currently married women aged 45-49 years are childless. Therefore, based on the assumption that the desire to remain childless within marriage is extremely rare, it is estimated that roughly 3.6 percent of currently married Mauritian women have primary infertility. The Government is determined to undertake research to understand the reality of the issue.

Policies

The Government of Mauritius aims at promoting Sexual and Reproductive Health through the provision of quality information and services. The latest initiatives in this respect were the preparation of a National Sexual and Reproductive Health Policy in 2007, and in 2009, a National Sexual and Reproductive Health Strategy and Plan of Action 2009-2015.

The National Sexual and Reproductive Health Policy identified 12 main areas of intervention as follows:

1. Family planning;
2. Infertility;
3. Safe motherhood including Breast Feeding;
4. Abortion;
5. Infant and Child Health;
6. Adolescent and Youth sexual and reproductive health;
7. Sexually Transmitted Infections, HIV and AIDS;
8. Malignancies of the Reproductive Tract and Cancer of Breast;
9. Gender and Sexual Reproductive Health;
10. Male Involvement and participation in Sexual and Reproductive Health;

11. Male Sexual Dysfunction; and

12. Geriatrics.

The National Sexual and Reproductive Health Strategy and Plan of Action 2009-2015 aims “To contribute to the national efforts towards the improvement of the sexual and reproductive health status of all men, women and young people living in Mauritius; and to improve the rate of survival of newborn babies, and the health status of all children in Mauritius by 2015.” The five strategies identified under this policy document are:

- a. Legal and policy review;
- b. Advocacy and IEC (Information, Education and Communication) / BCC (Behaviour Change Communication);
- c. Capacity Building;
- d. Service delivery; and
- e. Research.

Challenges

The Government notes that although knowledge of at least one method of contraceptives among women aged 15-19 years is high (95.7%)⁵, teenage pregnancy is a matter of concern, as it may adversely affect the quality of life of the mother and child. One of the possible solutions to the problem of teenage pregnancy is through education. Civil society organisations, as well as official agencies such as the Ombudsperson for Children, have advocated the introduction of sexuality education in schools even at primary level. As the Ombudsperson for Children quoting UNESCO in their latest report (2009, pg 53-54) explains:

“The primary goal of sexuality education is that children and young people are equipped with the knowledge, skills and values to make responsible choices about their sexual and social relationships in a world affected by HIV and AIDS.”

Sexuality education programs usually have several mutually reinforcing objectives:

- “To increase knowledge and understanding;

⁵ Figure provided by the Ministry of Health and Quality of Life.

- To explain and clarify feelings, values and attitudes;
- To develop or strengthen skills; and
- To promote and sustain risk-reducing behaviour”.

In 2007, a National Sexual and Reproductive Health Policy was formulated and subsequently, a National Sexual and Reproductive Health Strategy and Plan of Action 2009-2015 was produced. Among the main measures of these documents concerning adolescents and their reproductive health are:

- Conducting life skills sessions for young people in schools;
- Conducting awareness on Sexual and Reproductive Health in secondary schools;
- Promoting communication between adolescents/youth and parents, guardians, teachers and community leaders on Sexual and Reproductive Health/Sexually Transmissible Infections/HIV/AIDS through all possible channels; and
- Sensitisation of teenage mothers on pregnancy related problems.

Goal 6: Combat HIV and AIDS, Malaria and other Diseases

Target 6A: Have halted by 2015 and begun to reverse the spread of HIV and AIDS.

Indicators:

- *HIV prevalence among population aged 15-24 years*
- *Condom use at last high-risk sex*
- *Proportion of population aged 15-24 years with comprehensive correct knowledge of HIV and AIDS*
- *Ratio of school attendance of orphans to school attendance of non-orphans aged 10-14 years.*

The Millennium Development Goal 6 aims at combating HIV/AIDS, malaria, tuberculosis and other diseases. The Target of Goal 6 is to have halted by 2015, and begun to reverse, the spread of HIV/AIDS. Like Goal 4 (reduce child mortality) and Goal 5 (Improve maternal health), this goal too is linked to the health services. Diseases like HIV/AIDS, malaria and tuberculosis cause extreme suffering in human lives as they drain away the hope and vitality of people by increasing poverty, job losses, illness, etc; thereby having a significant impact on the economy of a country. It has been found that these diseases are preventable and treatable. The majority of the deaths caused by these diseases can be prevented through proper health information; education; use of proper medicines; improved sanitation and accessibility to safe water; use of condoms; and correct knowledge of HIV/AIDS.

The Millennium Declaration strongly advocated halting the spread of these diseases by 2015. Although AIDS remains one of the world's most serious health challenges, global solidarity in the AIDS response during the past decade continues to generate extraordinary health gains. Worldwide, the number of people newly infected continues to fall and in Mauritius the same trend is being observed as from 2006 when the rate in annual HIV incidence seemed to have reached a plateau with an average of 540 cases annually. In 2011, a drop to 401 cases was observed and this trend is being maintained according to registered cases this year (Cases registered from Jan to Sep 2012 is 245 as compared to 308 over the same period in 2011).

Figure 15: MDG 6.1- HIV prevalence among population aged 15-24 years (2000-2011)

HIV prevalence among ANC attendees closely reflects the HIV prevalence in the general adult population as 95% of pregnant women are tested for HIV in the Republic of Mauritius

The HIV prevalence rate among pregnant women aged 15-49% remains in the range of 0.4%-0.05% since 2009. The prevalence rate of HIV among youth aged 15- 24 years old shows an improvement with 0.34% in 2011 as compared to 0.67 in 2010.

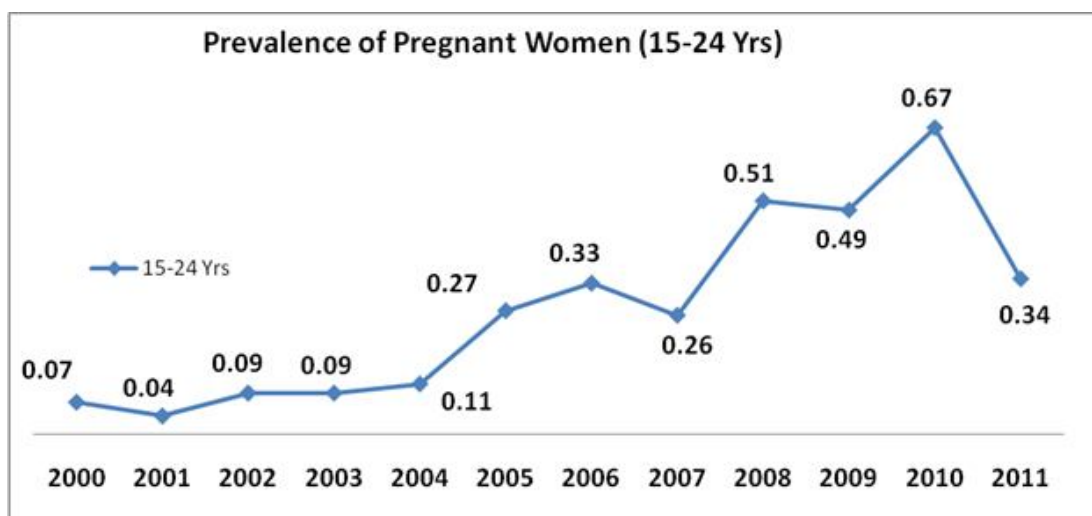


Figure 15: HIV prevalence among 15-24 yrs

Trends of progress against each MDG target between 1990 to date

Table 14: Progress towards Goal 6 - Combat HIV/ AIDS

Indicators	2006	2007	2008	2009	2010	2011
MDG 6.1 - HIV prevalence among population aged 15 - 24 years (%)	0.33	0.26	0.51	0.49	0.67	0.34
MDG 6.2 - Condom use at last high-risk sex ²	54.6	55.9
MDG 6.3 - Proportion of population aged 15-24 years with comprehensive correct knowledge of HIV/AIDS ¹	87	38.8
MDG 6.4 - Ratio of school attendance of orphans to school attendance of non-orphans aged 10 - 14 years	In the Republic of Mauritius, schooling is mandatory up to the age of 16years of age. The target of Universal Primary Education has been reached. All orphans and vulnerable children irrespective of being orphans from HIV parents or suffering from any specific diseases benefitted from social and economic aid from the Ministry of Social Security and Ministry of Social Integration.					

1 – HIV and AIDS surveillance data; KABP study 2008, 2011

During the past decade, proactive strategies like Media campaign, community awareness, Training of peer educators among Key Population and Behaviour change programme have been put into place to promote safer individual behaviour as well as changes in social norms that generate healthier patterns of sexual behaviour.

People who inject drugs are among the population groups most severely affected by HIV infection. During the early years of the epidemic, the mode of transmission of HIV was sexual. Then it was observed that an increasing proportion of new cases were being diagnosed among people who inject drugs. In the year 2000, only 2% of newly infected cases were among PWID and this gradually increased to 92% in 2005.

Following the introduction of Harm Reduction measures in 2006, the percentage of People Who Inject Drug among new cases of HIV steadily decreased to reach 68.1 in 2011. In 2012, from January to September the percentage has further decreased to 49.8.

- According to the IBBS 2009, the percentage of PWID reporting the use of sterile injecting equipment the last time they injected was 71.7% and it improved to 89.2% in 2011, according to a survey carried out.
- The number of clients accessing the Methadone Maintenance Programme represents more than half of the People Who Inject Drugs population (5770 as at October 2012 over 10,000). The retention rate of the programme is 92.2 % (5321 over 5770).

Targets 6B: Achieve, by 2010, universal access to treatment for HIV and AIDS for all those who need it.

Indicator:

- *Proportion of population with advanced HIV infection with access to antiretroviral drugs*

In Mauritius, the Government continues to strengthen HIV and AIDS interventions in order to prevent new incidences, as well as to provide care to those living with HIV and AIDS. Progress has been recorded in several indicators. The proportion of population with advanced HIV infection with access to antiretroviral drugs is 100% in Mauritius (Table 15). However, it is noted with concern that only part of the HIV infected population avails themselves of these facilities.

Table 15: Proportion of population with advanced HIV infection with access to antiretroviral drugs

Indicators	2000	2005	2008	2009	2010	2011
NEWMGDG 6.5 - Proportion of population with advanced HIV infection with access to antiretroviral drugs (%)	100%	100%	100%	100%	100%	100%
Proportion of population receiving antiretroviral drugs among people with advanced HIV infection (%)			35.6	41.0	50.8	64.3

Source: AIDS Unit , MOH & QL

Policies

Some of the policy initiatives taken to tackle HIV/AIDS in Mauritius are listed in Box 3.

Box 5: Achievements 2000-2005

Dec 1999- 2000: Start of Antiretroviral treatment for HIV positive pregnant women, the PMTCT program (prevention of mother to child Transmission) and the post exposure prophylaxis for any accidental exposure to the HIV virus, mainly medical, paramedical staff and cases of rape

Dec 1999: Opening of the first Day Care Centre for HIV infected patients

2000: Elaboration of the first National HIV/AIDS multi-sectoral Strategic Plan 2001-2005

2002: Start of free antiretroviral treatment for HIV positive patients

June 2003: Action Plan for prevention of HIV transmission among Intravenous Drug Users

2005: Situation Analysis for Care, treatment and Support of people living with HIV/AIDS to inform the next Strategic Plan

- Decentralization of the testing and counselling facilities to district hospitals and Area Health Centres;
- Setting up of Treatment and Care Centres in all 5 Health Region;
- Setting up of additional Methadone Dispensing Units and Drop in centres;
- Strengthening of the Needle Exchange Program and
- Capacity building of all stakeholders involve in the fight against HIV and AIDS

Challenges

According to an official from the NGO PILS, the main challenges concerning HIV/AIDS are as follows:

- Though HIV testing has been decentralised, people are still reticent to come for testing because of stigmatisation attached to the disease.
- The Republic of Mauritius have been successful in mitigating the impact of HIV among PWID but it is important to note that the heterosexual transmission has remain the same over the years. Strategies need to be put into place to eliminate sexual transmission.
- The need for Sexual Education and comprehensive life skills Education in schools. It is being repeatedly announced by the Ministry of Education but nothing concrete is being done to implement it.
- Condom (Male and Female) distribution are free across the island (Health Care Centres, Automatic distributors, Family planning Clinic, Regional AIDS Unit). Condom distribution also takes place among network of Key population. It is also available in private pharmacies and supermarket. The challenge remains in its systematic use to avoid being infected with STI/HIV and AIDS.
- It is pointed out that there is need for more Treatment Literacy to improve on treatment Adherence.
- An enabling legal and policy environment to mitigate stigma and discrimination suffered by people living with HIV and AIDS

Box 6: *Best practices*

Achievements of the National AIDS Secretariat during financial year 2008-2011

The National AIDS Secretariat (NAS) became operational as a special unit of the Prime Minister's Office in May 2007, with the appointment of a National AIDS Coordinator. The mandate of the NAS is to develop policies, strategies, and plans to guide HIV/AIDS prevention, care, and treatment, in particular the "National HIV/AIDS Strategy and Plan of Action" and to facilitate multi-sectoral and inter-departmental collaboration in the campaign against HIV/AIDS. It also has the responsibility to mobilize financial and technical resources for HIV/AIDS, engaging donor partners actively in this effort. Since its creation, the NAS has been responsible for the implementation of a \$USD 472,000 Grant from the Institutional Development Fund of the World Bank. All activities under this Grant have been successfully completed.

Institutional Strengthening

An Institutional Skills and Capacity Assessment of the national multi-sectoral response to HIV/AIDS was carried out under the World Bank IDF Grant. The objective of this assessment was to review the mechanisms and efficiency of country-level coordination and harmonization efforts, clarify the mandate of the NAS and assess implementation arrangements at the decentralized levels.

Training of Stakeholders in program management

The National AIDS Secretariat, with the World Bank support, organized training in Program Management for all stakeholders: 25 participants, especially from NGOs, attended the training which was held over a period of five days.

Prisons

An assessment of capacity in managing HIV in the prison setting was carried out with World Bank funding. Following recommendations of this assessment, a Consultant conducted a four-day training for Prison Officers and Prison Medical Officers on HIV/AIDS, Drugs and Human Rights.

Behaviour Change Communication

In October 2008, two consultants, one national and one international, were recruited under the IDF Grant to conduct an assessment of existing skills and local capacity for Behaviour Analysis and Behaviour Change Communication (BCC). Based on the assessment of existing BCC capacity in the country and subsequent needs, and the consultation held with the stakeholders, a training of multi-sectoral stakeholders was held in December 2008 during a five day workshop. 40 participants from nine ministries and the civil society attended the workshop. At the five day workshop, the concept of BCC was presented and the participants learned by doing as they analyzed behavioural data, developed prototype BCC strategies (including messages and materials) as well as pre-tested them.

The National Multi-sectoral HIV/AIDS Communication Strategy based on the redefined epidemiological profile of Mauritius was then developed as well as an operational plan. The National BCC Committee has been set up under the leadership of the NAS with the mandate to guide and oversee all BCC activities related to the fight against HIV.

Monitoring and evaluation (M&E) 2007-2011

An assessment of the existing M&E capacity was undertaken and capacity gaps were identified by two consultants. An action plan for M&E was developed in 2009

A Monitoring and Evaluation Committee consisting of members from various sectors has been set up, chaired by the NAS. In order to facilitate the systematic collection, storage, analysis, and dissemination of information on Mauritius' response to HIV/AIDS, user friendly M&E tools have been developed, NAS staff, partners and stakeholders have been trained on the implementation of the national M&E Plan as well as on data analysis, reporting and data use for policy-making. The documents have been sent to all partners for implementation.

National HIV Surveillance system

The Republic of Mauritius has a **functional Sentinel Surveillance** in place with the following sites:

- 142 ANC sites across the island including Rodrigues that provides consistent HIV and Syphilis prevalence data among pregnant women.
- Blood Donors are tested systematically for HIV, TPHA, Hepatitis B & C.
- STI clinics- All client with a case of STI are being tested for HIV.
- Counselling and Testing for all Prison Inmates
- Outreach programme with KAP (SW, MSM and PWID)

A comprehensive Research and Evaluation Strategy is in place to provide evidence-based data for Advocacy, Resource mobilization, programme planning, targeting, analysis and decision making.

- IBBS PWID 2009/2011
- Mid –Term Review of the NSF 2007-2011 in May 2010
- IBBS FSW 2010
- IBBS MSM 2010
- Harm Reduction Evaluation 2011
- Joint Annual Review of the NSF 2007-2011, 2012.
- KABP (15-49 yrs)- 2012
- Street children 2012
- Rapid situational analysis on Drug Consumption in the island of Rodrigues

International Reporting

- NAS with the support of national partners has consistently responded to international evaluation exercises (GARPR, AUC, SADC, UA, GFTAM and IOC) by regularly provide requested data pertaining to our National response.

The Mauritius Global Fund Grant Round 8

As a result of the advocacy carried out by the Government, Mauritius was declared to be eligible to apply for the Global Fund to Fight AIDS, Tuberculosis and Malaria (GFTAM). The NAS thus proceeded to create the Mauritius Country Coordinating Mechanism (CCM), a partnership consisting of representatives of the Government, NGOs/CBOs, Key Affected Groups, People Living with HIV, the Private Sector, United Nations Agencies, Faith Based Organisations, the Academic Sector and Trade Unions. The key function of the CCM is to facilitate and coordinate the development of a national proposal for financing, to be submitted to the Global Fund and to oversee grant implementation. The National AIDS Coordinator is the elected Chair of the Mauritius CCM. The NAS led the development of a proposal for a grant of €7,890,632. The proposal was approved by the Global Fund Board as category 1 and on 23 October 2009, the National Aids Secretariat signed the first phase of a grant of €7,890,632.

- The Global Fund grant will fund activities within the National Strategic Framework the goal of which is to prevent new HIV infection and provide a continuum of care to people infected and affected by HIV. The grant will help Mauritius to achieve the Millennium Development Goal 6, i.e. halting and reversing the HIV and AIDS epidemic by 2015.
- The proposal aims at preventing all new infections among the most-at-risk population such as Injecting Drug Users, Commercial Sex Workers, Prisoners as well as among the general population, particularly women and the youth. This will be achieved through 1) a four-fold scaling up of existing services for Injecting Drug Users, Commercial Sex Workers and prisoners, and 2) strengthening prevention activities for women, youth and poor segments of the general population.
- All HIV services are being decentralized in order to meet the Universal Access target of 2010. Testing for HIV is already available in the 26 Area Health Centres of the country, as well as in the Regional Hospitals. Treatment and follow-up will soon be decentralized to the five Health Regions.
- A comprehensive harm reduction approach comprising Methadone substitution, needle exchange, condom distribution, prevention and treatment of Sexually Transmitted Infections and Voluntary Counselling and Testing will be offered to Injecting Drug Users. Decentralization of HIV services will enhance the scaling up of the activities and increase the uptake of HIV services.
- The health sector and the NGO response will be scaled up four-fold in 2-5 years. 25 methadone dispensaries will be equipped with computerized automatic dispensing machines. The NGOs would be supported to recruit additional Program Officers, so they can increase outreach workforce and achieve total coverage of Injecting Drug Users, Commercial Sex Workers and prisoners, so as to contain the concentrated epidemic.
- Intensive social mobilization of the community and advocacy to leadership at village, district, municipal, regional and national levels to raise awareness, reduce stigma and create an enabling environment for service delivery would be done via multi-sectoral HIV & AIDS / Reproductive Health Committees organized by the National Women's Council under the aegis of the Ministry of Gender Equality, Child Development and Family Welfare.
- In line with Government's move to Performance Based Budgeting, the grant will support the building of a National HIV & AIDS Program in which Government, UN, EU, World Bank and the considerable private sector resources would be used to deliver one program, under the coordination of the National AIDS Secretariat, and reporting on performance milestones based one national Monitoring & Evaluation framework.
- Rodrigues will be given greater attention in the implementation of all the above activities beginning with the establishment of the Rodrigues AIDS Secretariat to coordinate the Rodrigues Island multisectoral response.
- The grant will fund prison-based interventions and promote the establishment of detoxification and maintenance treatment of heroin dependence with Opioid substitution therapy. This has been successfully implemented with the introduction of Methadone Induction Programme in Prison in 2011-2012

Target 6C: Have halted by 2015 and begun to reverse the incidence of malaria and other major diseases.

Indicators:

- *Incidence and death rates associated with malaria*
- *Proportion of children under five sleeping under insecticide-treated bed nets*
- *Proportion of children under five with fever who are treated with appropriate anti-malaria drugs*
- *Incidence, prevalence and death rates associated with tuberculosis*
- *Proportion of tuberculosis cases detected and cured under directly observed treatment short course*

Mauritius has managed successfully to almost entirely eliminate vector borne diseases. As regards diseases such as malaria and tuberculosis, their prevalence rates are very low. Mauritius has been declared as a free malaria risk area in this region.

Malaria is almost negligible in Mauritius and all the cases of malaria registered in the country are imported. Further, the number has gone down from 73 in 1999 to 23 in 2009. The incidence of malaria in Mauritius has declined sharply to 1.8 per 100,000 people in 2009 from 5.1 per 100,000 people in 1990 (Table 16). The last single case of indigenous malaria was registered in 1997. Death due to malaria is very low. Indeed, only 5 deaths occurred since 1990 with the last one registered in 2005.

The incidence of tuberculosis in Mauritius has stabilized at a yearly average of 9 per 100,000 people during the last 10 years. Death rate associated with tuberculosis is very low in Mauritius and stood at 1.3 per 100,000 people in 2009 as against 2.4 in 1990 (Figure 16). The low incidence and also death due to tuberculosis is closely linked with the quality of health services available in the country. The percentage of tuberculosis cases detected and cured under DOTs Strategy (Directly Observed Therapy Short Course) treatment was above 85% for the period 2000 – 2009.

Trends of progress against each MDG target between 1990 to date

Figure 16 MDG 6.8 - Incidence and death rates associated with tuberculosis, 1990 - 2008

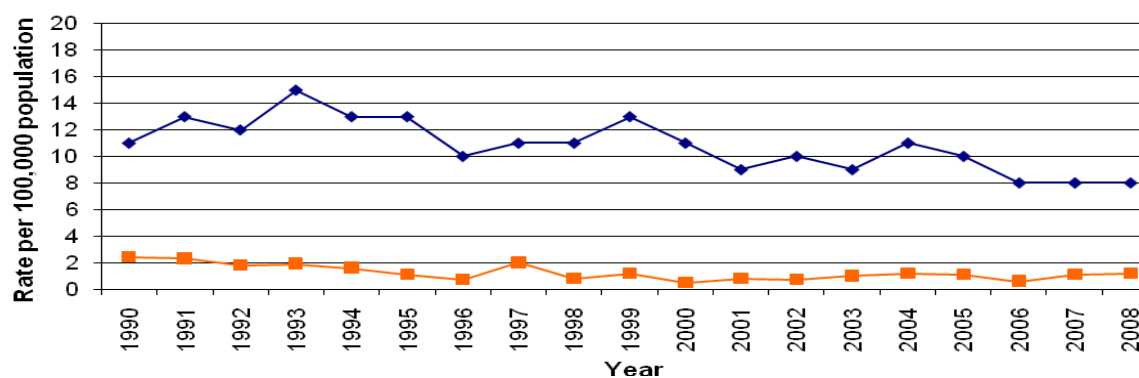


Table 16: Goal 6 - Incidence and death rates associated with malaria and other diseases

Indicators	1990	1995	2000	2005	2008	2009
MDG 6.6 Incidence of malaria (per 100,000 population)	5.1	4.1	5.2	2.9	2.1	1.8
Death rates associated with malaria (per 100,000 population)	0.0	0.0	0.0	0.1	0.0	0.0
MDG 6.7 - Proportion of children under 5 sleeping under insecticide-treated bednets
MDG 6.7 - Proportion of children under 5 with fever who are treated with appropriate anti-malaria drugs
MDG 6.8 - Incidence, prevalence and death rates associated with tuberculosis						
Incidence of tuberculosis (per 100,000 population)	11	13	11	10	8	9
Death rate associated with Tuberculosis (per 100,000 population)	2.4	1.1	0.5	1.1	1.2	1.3
MDG 6.9 - Proportion of tuberculosis cases detected and cured under Directly Observed Treatment Short course (DOTS)	93%	88%	85%	86%

Source: <http://www.gov.mu/portal/site/cso>

Policies

Malaria

With a view to sustaining the momentum towards the progress already achieved with regard to meeting the MDG Target 6C, the Malaria Control Program is being implemented. The main components of the program are active surveillance, early detection and treatment, monitoring resistance to anti-malaria drugs and health education. Vector control activities, including mosquito surveillance and breeding sites elimination, are interventions that are included in the Integrated Vector Management Strategy.

Tuberculosis

Nearly 100% of newborns are vaccinated against the disease. The DOTS Strategy is fully implemented for detection and treatment. In addition, foreign workers entering the territory of Mauritius are screened for various diseases including tuberculosis. Special attention is given to people living with HIV virus with a view to minimizing the risk of this vulnerable group from being infected by the mycobacterium.

An effective National Tuberculosis Control Program is being implemented. The objectives of this program are to further decrease deaths due to the disease through early detection, enhanced curative care to infected persons and to drug resistance prevention. More emphasis is being laid on awareness and education to tuberculosis patients and their relatives with a view to preventing possible contamination and increasing compliance with treatment.

Challenges

Most imported cases of malaria and tuberculosis are occurring among expatriate workers. Hence there is a need to closely monitor the situation. The other challenges are new vector borne diseases such as Chikungunya and H1N1 that have emerged in the last three years. Although the institutional responses have been rather good in both cases, there is serious need for (a) improving information exchange between public and private doctors, (b) for early testing and warning capacity improvement and (c) improving early public warning system.

Other Diseases

As was highlighted in the MDG Report of 2002, the main health challenge in Mauritius is non-communicable chronic diseases such as diabetes, cardio-vascular diseases and cancers.

The prevalence of diabetes is around 24% among adults of 25 to 74 years and more than one-third of the population in that age-group is hypertensive. 50% of deaths are attributable to cardiovascular diseases including those consequent to diabetes. Mortality due to cancers has reached 12%. Obesity is also a concern with 43.3 % of population aged between 25 and 74 years being obese. This situation is the result of a lifestyle going back to childhood.

Yet another challenge to our health sector is the ageing population which accounts for 7% of the total population now being 65 years and above.

Policies

A multidisciplinary approach has been adopted to deal with the top prevalent chronic diseases through a set of policies and legal framework. These include the implementation of the 2008-2013 Action Plan for the Global Strategy for the prevention and control of these diseases. The appropriate interventions are included in the National Plan of Action for Nutrition and the National Service Framework for Diabetes. The Cancer Control and Prevention Action Plan, the National Action Plan for Tobacco Control and the Physical Activity Action Plan are also being implemented. Further, health programs based on promotion for healthy lifestyle, disease prevention campaigns and screening service have been strengthened. These interventions are backed by a reinforcement of legislation or regulations, namely the Food Act and Food Regulations as well as regulations to control tobacco and alcohol consumption. A diabetes and Cardiovascular Disease Institute has been set up to support research and training.

Emerging diseases such as mosquito-borne Chikungunya & Dengue and AH1N1 influenza are other concerns which need particular attention. The communicable disease surveillance system has been restructured with focus on the development of an early warning and rapid

response system. Moreover, the Integrated Vector Management Strategy has been implemented to prevent and control vector borne diseases.

Climate change represents new challenges to the health sector in Mauritius. Some elements that may have direct health effects are heat waves, pollution, ground level ozone, deaths and injuries due to storms, tsunamis, floods and droughts as well as effects of ultra violet radiation. Some indirect effects are possible increases in the incidence of vector, food water borne diseases. Climate change is a health hazard leading to increased risks mainly to vulnerable persons.

A Mass Casualty Plan has also been reviewed to effectively cope with the situation during any kind of catastrophic events affecting human life.

Goal 7: Ensure Environmental Sustainability

Target 7A: Integrate the principles of sustainable development into country policies and programs and reverse the loss of environmental resources

Target 7B: Reduce biodiversity loss, achieving, by 2010, a significant reduction in the rate of loss

Summary Status

❖ **Proportion of land area covered by forest**

❖ **CO₂ emissions, total, per capita and per \$1 GDP (PPP)**

Unfortunately, it has been on a steady increase due to more affluence and continuing high use of fossil fuel oil for the production of electricity.

❖ **Proportion of population vulnerable to climate change adverse impacts**

❖ **Consumption of ozone-depleting substances**

This has been successfully reduced to zero.

❖ **Proportion of fish stocks within safe biological limits**

In the Bank Fishery, Tuna Fishery, Deep Water Snapper Fishery, and the St Brandon Fishery, the level of exploitation is below the maximum sustainable yield. In the Artisanal Fishery, the stock is exploited to the maximum sustainable yield. Management measures in the Artisanal Fishery have been put in place to allow the stock to recover. Hence, the overall proportion of fish stock within safe biological limit may be considered at 80% (4 out of the 5 fishery).

❖ **Proportion of total water resources used**

❖ **Proportion of terrestrial and marine areas protected**

27% of the lagoon area of 243 km² around the island of Mauritius is protected by way of marine protected areas. In terms of the huge total marine territory of 1.9 million square kilometres only 0.0008% is protected. Only 7.9% of the terrestrial area is protected, the trend has been on increasing the coverage with the proportion being 6% in 1995.

- ❖ **Proportion of species threatened with extinction**
- ❖ **A National Biodiversity Strategy and Action Plan has been prepared (2006-2015) for Mauritius;**
- ❖ **The National Invasive Alien Species Strategy and Action Plan for the Republic of Mauritius (2006 – 2016)**

Being a Small Island Developing State (SIDS), Mauritius is beset with several inherent constraints and challenges. In particular, it is ecologically fragile and susceptible to the vagaries of natural disasters and impacts of climate change. The major challenge for the country has therefore been to properly balance economic growth with environmental protection. Mauritius has adopted the path of sustainable development by ensuring that all efforts to enhance growth take into account environmental considerations. Sustainable development is development that meets the needs of the present generation without compromising that of the future generations. Accordingly, the environment policy framework in Mauritius is anchored in the concept of sustainable development, and incorporates the relevant recommendations of the 1992 Rio Earth Summit, the 2000 Millennium Development Summit, the 2002 Johannesburg World Summit and the 2005 Mauritius International Meeting on SIDS.

The major targets in the area of environment protection have already been attained by Mauritius. The country has taken several initiatives aimed at improving the quality of its environment and paving the way towards sustainable development. Several projects and policies having a direct impact on MDG Goal 7 have been developed, namely:

- Development of a National Program on Sustainable Consumption and Production;
- Study on Environmental Sensitive Areas;
- Development of an Integrated Coastal Zone Management Framework;
- Updating of the National Environmental Strategies and review of the implementation of the National Environmental Action Plan; and
- National Sustainable Development Strategy for the Republic of Mauritius.

Trends of progress against each MDG target between 1990 to date

Table 17: Goal 7 - Ensure Environmental Sustainability

Indicators	1990	1995	2000	2005	2008	2009
MDG 7.1 - Proportion of land area (excluding inland waters) covered by forest (%)	...	30.6	30.4	25.4	25.3	...
MDG 7.2 - Carbon dioxide emissions, total, per capita and per \$1 GDP (PPP)						
Total carbon dioxide emissions (Gg or thousand tons)	748.4	1517.1	2227.6	2772.6	3264.1	...
Carbon dioxide emissions (metric tons) per capita	0.9	1.5	2.1	2.4	2.7	...
Carbon dioxide emissions (metric tons) per \$1 GDP	1.66	2.65	2.94	3.13	3.28	...
MDG 7.2 - Consumption of ozone-depleting CFCs (metric tons)	...	24.75	19.26	0.00 ¹	0.00 ¹	0
MDG 7.3 - Proportion of fish stocks within safe biological limits (Based on Maximum Sustainable Yield - MSY)*						
Proportion of artisanal catch (%)	109.1	96.2	90.7	63.1	45.5	54.7
Proportion of banks catch (%)	74	126	92.8	39.2	40.3	53.2
MDG 7.4 - Proportion of total water resources used	0.70	0.62
MDG 7.5 - Proportion of terrestrial and marine areas protected	11.4	11.8	...
Terrestrial only (%)	...	6.0	7.5	7.5	7.9	..
Marine only (%)	3.9	3.9	...
MDG 7.6 - Proportion of species threatened with extinction						
Number of plants	88	88	...
Number of species	64	65	...

1 Negligible

Source :Central Statistics Office, Ministry of Finance and Economic Development

* Source Ministry of Fisheries and Rodrigues

Land use

In 2008, the total forest area in Mauritius was 47,159 hectares, of which 22,159 hectares (46.9%) were state-owned, and the remaining 25,000 hectares (53.1%) were privately-owned. Given the limited land area available in Mauritius, there is considerable pressure on the use of land for development purposes. The proportion of land area covered by forests has decreased from around 31% in 1995 to 25 % in 2008 (Table 17). However, a computerized land information system has been put in place to monitor and better manage the use of the limited land available on the island.

Data on land use for 1995 and 2005 reveals that during that period, the proportion of land under sugarcane decreased by 6.3%, tea plantations declined by 81.6%, and forestry by 17.2%. Land used for other agricultural activities increased by 33.3% , while built up areas expanded by 27.7%.

Marine Conservation

The total marine protected area for the Republic of Mauritius is 155.2 km²; i.e. 71.9 km² for Mauritius and 83.3 km² for Rodrigues.

The proportion of fish stocks within safe biological limits is considered by the Government to stand at 80%. Banks catch (Tuna Fishery, Deep Water Snapper and St Brandon Fishery) level of exploitation is below the Maximum Sustainable Yield (MSY) while that of Artisanal Fishery is also currently within the limit of MSY.

Quality of Air

Appropriate control mechanisms are also in place to protect the environment, as evident from the decreasing trend in the consumption of ozone-depleting CFCs, from around 25 metric tons in 1995, to 19.3 metric tons in 2000, and further to just about 4.1 metric tons in 2003 (Figure 17). It is worth pointing out that the CFCs were almost negligible in 2004 and 2005. Carbon dioxide (CO₂) emissions have, however gone up over the years (Figure 18).

Figure 17 MDG 7.21 - Consumption of ozone-depleting CFCs, 1993 - 2009

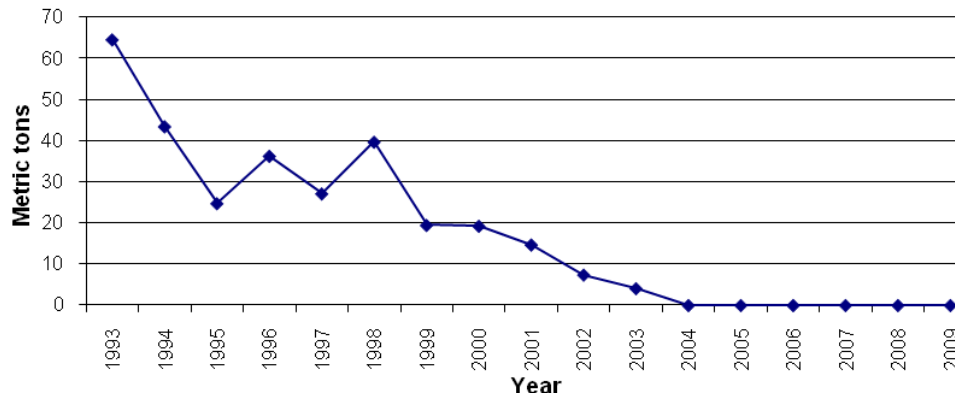
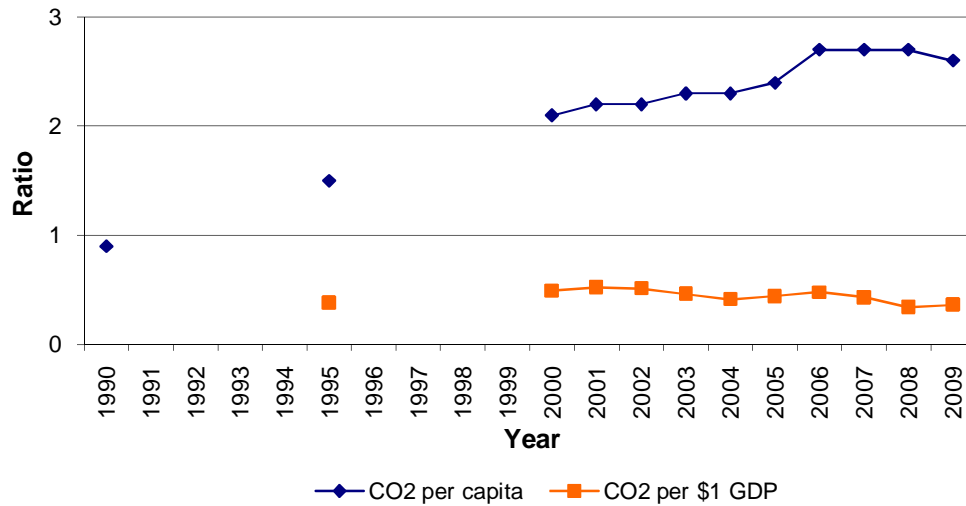
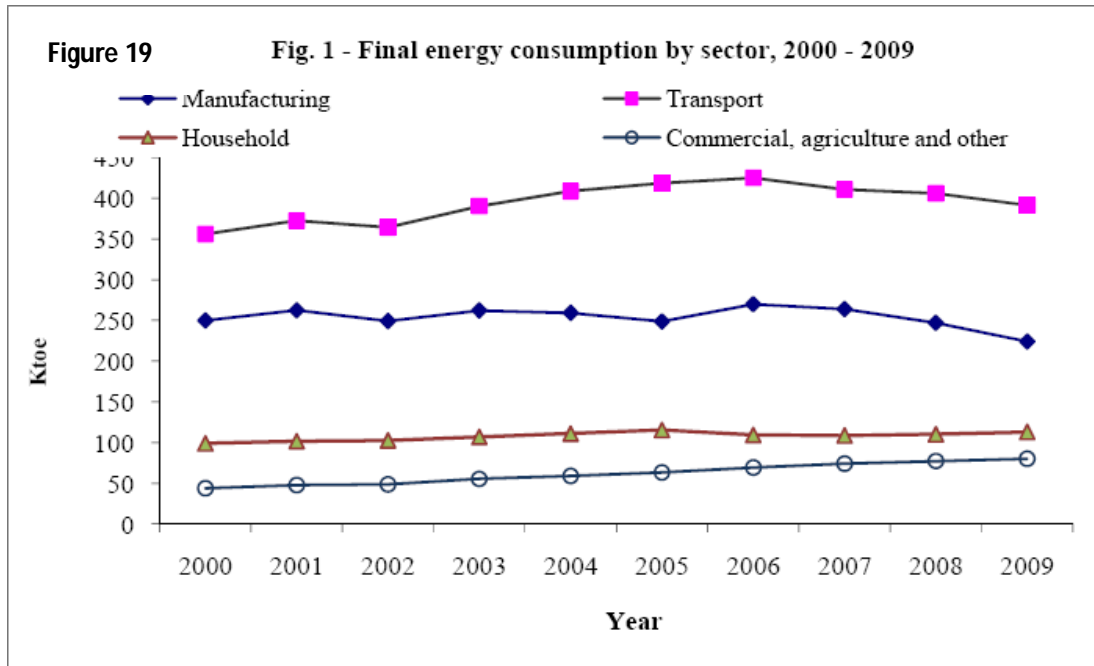


Figure 18 MDG 7.2 - Carbon dioxide emissions per capita and per \$1 GDP, 1990 - 2009



Energy

The production and consumption of energy causes air pollution, and alters the ambient temperature. The total primary energy requirement of Mauritius decreased by 4% from 1,404 ktoe in 2008 to 1,347 ktoe in 2009. Around 82% of the total primary energy requirement were met by imported fuels (oil, LPG and coal), and the remaining 18%, obtained from local sources (bagasse, hydro and fuel-wood) that are renewable. Final energy consumption decreased by 3.8% from 841 ktoe in 2008 to 809 ktoe in 2009. The largest consumers were the transport and manufacturing sectors which accounted for 48.4% and 27.7% of the total energy consumption respectively (Figure 19).



Source : CSO, Mauritius Environment Statistics and Environment-Economic -Accounts - 2009

Fish Stocks

As far as the proportion of fish stocks within safe biological limits is concerned, the proportion of artisanal catch declined sharply between 1990 and 2008 that of banks catch has gone up in the recent years.

Policies

Sustainable development is recognized as the dominant development paradigm in the present global context. This fact is widely recognized among the political leaders in Mauritius and in this context, several initiatives have been undertaken by the Government to promote this concept. One of the most laudable initiatives relates to the creation of the ‘Maurice Ile Durable’⁶ Fund (MID) in 2008. The objects of the fund are to finance, inter-alia, schemes aimed at the preservation of natural resources, promoting renewable energies and energy efficiency. It is now envisaged to broaden the scope of the MID Fund. National consultations are under way to define its vision so as to enable the development of an MID Policy and Strategy which will focus on economic growth; poverty alleviation;

⁶ “Mauritius Sustainable Island” in French

environmental management; gender; and governance issues. Implementation of the MID Policy will pave the way towards sustainable development.

Notwithstanding the innovative and visionary concept of the MID, the institutional arrangements were not favourable to the achievement of the vision of the MID. In this context, a Ministry of Environment and Sustainable Development was created in May 2010. One of the mandates of this Ministry was and is to fast track the implementation of the MID Policy and Strategy.

With regards to CO₂ emissions, this indicator is on the constant rise. The main reason is the steady development in various sectors and also an increase in the standard of living of the Mauritian population causing an increase in electricity demand and a rise in vehicles on our roads.

In order to reduce the dependence on fossil fuels while at the same time reducing the carbon dioxide emissions, several initiatives have been undertaken by the Government, namely:

- Development of a Long-Term Energy Strategy and Action Plan;
- Development of a National Program on Sustainable Consumption and Production; and
- Setting up of the 'Maurice Ile Durable' Fund.

Long-Term Energy Strategy 2009

The long-term energy strategy and action plan is a blueprint for the development of the energy sector up to year 2025. It lays emphasis on the development of renewable energy, reduction of the dependence of Mauritius on imported fossil fuel and the promotion of energy efficiency in line with Government's objective to promote sustainable development in the context of the 'Maurice Ile Durable' vision. The salient points addressed in this document are:

(i) Electricity sector

- Increase the share of renewable sources of energy in electricity supply (from 17.5 % presently to 35% in 2025); and
- Improve energy efficiency and conservation in all sectors through demand-side management measures (with targeted energy efficiency gains of 10% by 2025 over the 2008 baseline).

(ii) Transport sector

Pursue a sustainable transport strategy by:

- Encouraging the use of more efficient and lower emission vehicles and fuels;
- Encouraging the use of bio-fuels;
- Improving the efficiency of transport provision and use; and
- Reducing the level and types of vehicle and fuel supply chain emissions.

Development of a National Program on Sustainable Consumption and Production

The Government has come up with a National Program of Sustainable Consumption and Production (SCP). The program has also enabled the identification of 44 projects in 5 SCP priority areas, namely:

- I. Resources Use Efficiency with a Focus on Energy, Water and Sustainable Buildings and Construction;
- II. Education and Communication for Sustainable Lifestyles;
- III. Integrated Solid Waste management and Recycling;
- IV. Sustainable Public Service Practices; and
- V. Increase Market Supply and Demand for Sustainable Products.

Implementation of this program will enable decoupling economic growth from resource consumption.

The 'Maurice Ile Durable'

The MID Fund aims to provide among others the necessary financial incentives for the implementation of projects aimed at promoting renewable energies and energy efficiency.

It is important to note also that the use of ozone depleting substances has been phased out in Mauritius since 2005.

Environment Statistics and Environment-Economic - Accounts

Mauritius has in August 2009 brought out an issue of the Economic and Social Indicators which present for the first time a set of Environment-Economic-Accounts, covering mainly energy use and water efficiency by economic sectors (Box 4).

Target 7C: Halve, by 2015, the proportion of people without sustainable access to safe drinking water and basic sanitation

Table 18 clearly indicates that Mauritius has near 100% access to water and improved sanitation for all households.

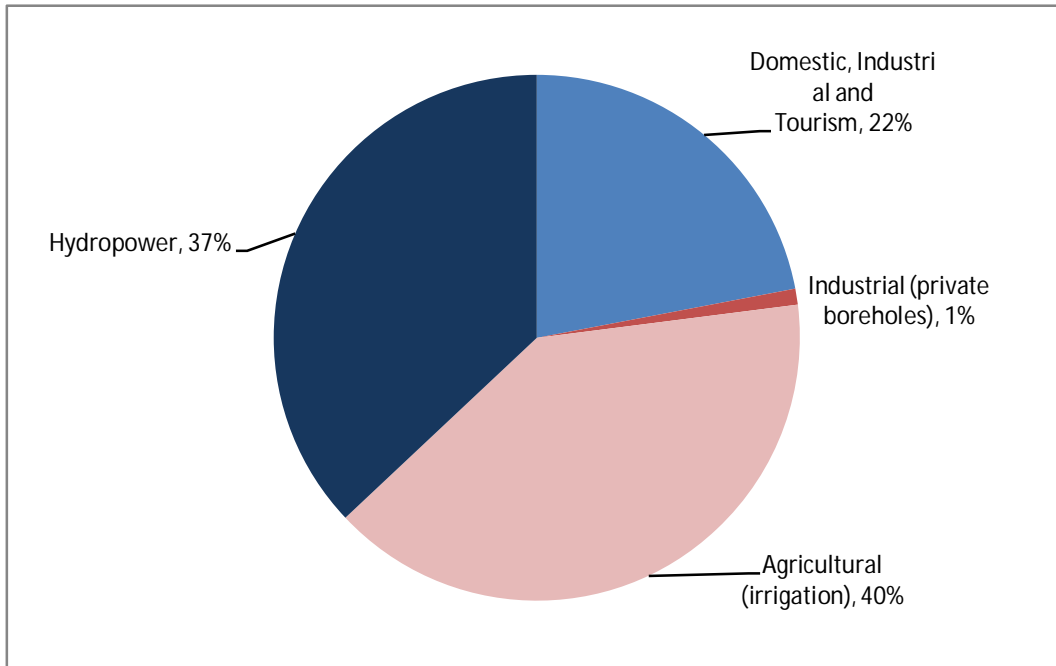
Table 18: Access to improved water, sanitation and housing

Indicators	1990	1995	2000	2005	2008	2009
MDG 7.7 - Proportion of population with sustainable access to an improved water source (%)	95.7	...	98.9	> 99	> 99	100
Proportion of population with sustainable access to an improved water source in urban areas (%)	98.6	...	99.7
Proportion of population with sustainable access to an improved water source in rural areas (%)	93.8	...	98.3
MDG 7.8 - Proportion of population with access to improved sanitation (%)	99.4	...	99.9
Proportion of population with access to improved sanitation in urban areas (%)	99.8	...	99.9
Proportion of population with access to improved sanitation in rural areas (%)	99.2	...	99.8
MDG 7.9 - Proportion of urban population living in slums						
Proportion of population with access to an improved water source in urban region (%)	98.6	...	99.7	99.7	100	100
Proportion of population with access to an improved sanitation in urban region (%)	99.8	...	99.9
Proportion of residential and partly-residential buildings with concrete, iron or tin as type of wall and roof materials in urban region (%)	99.4	...	97.9
Proportion of private households with number of persons per room less than three in urban region (%)	91.8	...	97.2

Source: Central Statistics Office, Ministry of Finance and Economic Development and Central Water Authority

The agricultural sector accounted for most of the water utilised with 399 Mm³ or 40% (Figure 20). Around 88% of the total water demand was met by surface water and the remaining 12% by ground water.

Figure 20: Water Utilisation, 2009



Source: Water Resources Unit, Ministry of Energy and Public Utilities

Policies and Programs

Updating of the National Environmental Strategies and review of the implementation of the National Environmental Action Plan

The Government commissioned a study in 2007 on “Updating the Second National Environmental Strategy (NES2) and Review of the Implementation of the Second National Environmental Action Plan (NEAP2)”.

The report comprises 28 projects and the six priority projects are as follows:

1. Integrated Air Quality Management Project (IAQMP);
2. Mauritius Industrial Pollution Prevention Project (MI3P);
3. Quality and Ecological Assessment of Fresh Water Bodies (QEAP);
4. Facilitation of Sustainable Environmental Practices;
5. Reforming of the Environmental Management Framework in Mauritius and Capacity Building of Environmental Agencies;
6. Environmental Education Awareness and Community Empowerment.

The project on Facilitation of Sustainable Environmental Practices will enable the introduction of Sustainable Environmental Practices at different levels which will help in resource optimization. This project will impact on the New MDG 7.2 (carbon dioxide emission) and 7.4 (Proportion of total water resources used).

The creation of a Climate Change Division in the Ministry of Environment and Sustainable Development is now being planned. One of the key assignments of the Division will be to develop strategies of Greenhouse Gas abatement.

With the support of UNEP, Mauritius has developed its National Program on SCP which was approved by Cabinet in August 2008. The program encompasses 44 projects to be implemented within the period of 2008-2013.

The SCP Program focuses on 7 priority areas, namely:

- i. Resource Use Efficiency with focus on Energy;
- ii. Resource Use Efficiency with focus on Water;
- iii. Resource Use Efficiency with focus on Sustainable Buildings;
- iv. Education and Communication for Sustainable Lifestyles;
- v. Integrated Solid Waste Management and Recycling;
- vi. Sustainable Public Service Practices;
- vii. Increase Market Supply and Demand for Sustainable Products.

This project will bring about resource use efficiency (especially water and energy) which will directly impact on the new MGD 7.2.

Environmentally Sensitive Areas

A study of Environmentally Sensitive Areas (ESAs) in Mauritius and Rodrigues was commissioned by the Government in December, 2008. The study consisted of three parts or phases. Part A focused on the demarcation and inventory of wetlands in Mauritius and Rodrigues. Part B directed effort towards identifying and demarcating ESAs other than wetlands. Part C focused on the development of a comprehensive policy, legal and management framework that can support ESA protection and maintenance well into the

future. Based on the study, the long-term outcomes desired for ESAs are therefore as follows:

- Category 1 ESAs are protected intact and, where needed, restored to health and resiliency;
- Category 2 ESAs are protected in a viable and healthy state, with restoration considered on a case-by-case basis and any mitigation for adverse impacts on ESAs provided on-site; and
- Category 3 ESAs are protected, with an emphasis on conserving a viable number of features (instances of an ESA type) within an individual ESA type, and any loss is compensated.

This project will impact on MDG 7.1 (Proportion of land area covered by forests) and MDG 7.5 (Proportion of terrestrial and marine areas protected) and will aim at the protection of sensitive areas.

Box 7: *Environment Statistics and Environment-Economic -Accounts - 2008: Highlights*

Mauritius has in August 2009 brought out an issue of the Economic and Social Indicators which present for the first time a set of Environment-Economic-Accounts, covering mainly energy use and water efficiency by economic sectors.

Greenhouse gas (GHG)

In 2008, some 3,487 thousand tonnes of Carbon Dioxide (CO₂), the major greenhouse gas, were emitted in the atmosphere while 223 thousand tonnes were removed by forest which act as “sinks”. Thus, the net emission worked out to 3,264 thousand tonnes compared to 3,226 thousand tonnes in 2007, i.e. an increase of 1.2%.

The energy industries remained the main source of CO₂ emission in the atmosphere in 2008. They contributed around 58% of the emissions from fuel combustion, with 2,032 thousand tonnes in 2008 compared to 2068 thousand tonnes in 2007(-1.7%). They were followed by the transport sector which contributed 23% of the total emissions and the manufacturing industries with 13%.

Solid waste

In 2008, the total amount of solid waste landfilled at Mare Chicose rose to 400,813 tonnes from 394,118 tonnes in 2007 (+1.7%).

Complaints and Contraventions

The number of complaints received by the Pollution Prevention and Control Division of the Ministry of Environment and Sustainable Development increased by 4.9% from 568 in 2007 to 596 in 2008. The main causes of complaints in 2008 were noise (26%), odour (17%), waste water (14%) and air pollution (10%).

The number of contraventions issued by the ‘Police de l’Environnement’ (Environment Police Squad) in 2008 was 8,922, 5.8% more than the figure of 8,432 in 2007. Most of the contraventions (8,246 or 92%) were for illegal littering.

In 2008, the ‘Police de l’Environnement’ issued 6,782 notices to drivers of vehicles emitting black smoke as compared to 3,796 in 2007, an increase of 78.7%.

Environment-Economic-Accounts (EEA)

The EEA enable the economic performance of sectors, in terms of their contribution to GDP, to be assessed against their use of energy and water, and their contribution to global warming in terms of greenhouse gas emissions.

Energy Use Intensity Accounts shows that, in 2002, agriculture and fishing had a high contribution to GDP relative to its energy use, whereas chemicals and textile industries were relatively high intensity energy users.

Greenhouse Gas (GHG) efficiency accounts which indicate the level of the impact in terms of the emissions per unit of economic output, show that agriculture and “other services” which include waste and refuse collection, were relatively intensive in terms of greenhouse gas emissions relative to production due to nitrous oxide and methane emissions respectively.

Water use analysis for 2002 shows that agriculture was a relatively intensive user with a share of 54% of total water abstracted, followed by hydro-power use (26%), household use (7%), private boreholes 1% and manufacturing use (3%). Water losses accounted for around 10%.

Source: CSO, August 2009

Development of an Integrated Coastal Zone Management Framework

In 2008, the Government commissioned a study on the Development of an Integrated Coastal Zone Management Framework (ICZM) for the Republic of Mauritius. The Vision of the ICZM Strategy is to secure clean, healthy, safe, productive, and biologically diverse marine and coastal environments. The essential components of the study include:

- The development of an ICZM Strategy for Mauritius;
- Review and Preparation of a National Policy and Comprehensive Legislative Framework;
- Preparation of ICZM Area Plans for Pressure Zones in Mauritius.

As such, six Area Plans and Action Plans have been prepared for the pressure zones and pertain, *inter-alia*, to beach infrastructure integration, erosion management and mass visitor infrastructure. The ICZM Framework also recommends that a proportion of the revenue generated by Government from taxes and fees from the coastal zone be used for ICZM implementation. This policy will impact on New MDG 7.5 (Proportion of terrestrial and marine protected area).

Goal 8: Develop a Global Partnership for Development

Target 8A: Develop further an open, rule-based, predictable, non-discriminatory trading and financial system. Includes a commitment to good governance, development and poverty reduction – both nationally and internationally

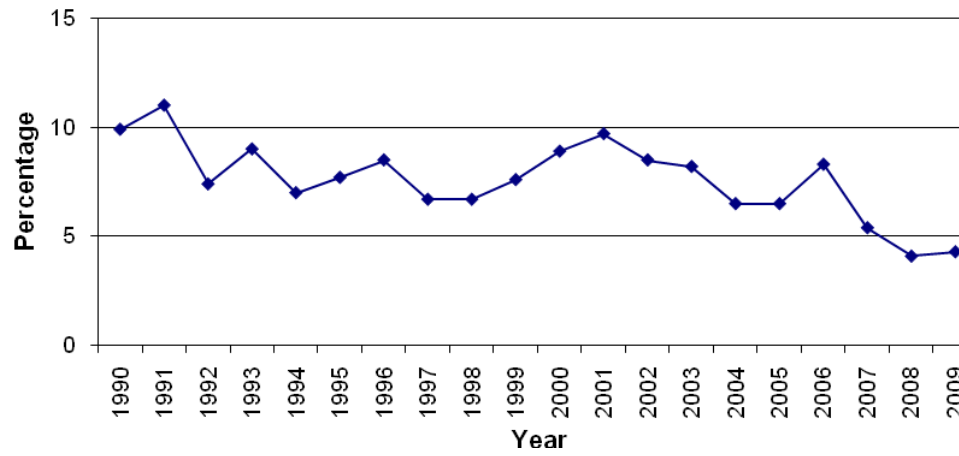
In Mauritius, a bold economic reform program has been undertaken since the financial year of 2005-2006, to address major issues such as increase in real GDP growth, reduction in budget deficit, debt, unemployment and improvement in the business environment in general. The global financial crisis has, however, reversed in 2009 some of the gains such as higher growth, lower unemployment and lower budget deficit. The unemployment situation is being constantly monitored and a series of measures have been taken in the Additional Stimulus Package and 2009 Budget to protect jobs and widen opportunities for the whole population and women in particular, such as the Empowerment Program and measures for SME sector. Unemployment rate dropped from 9% in 2006, to 7.3% in 2009. The annual real GDP growth rate at basic prices rose from 5.15% in 2006, to 5.4% in 2007, but declined to 3.1% in 2009. Debt service as a percentage of exports of goods and services has declined sharply from 9.9 % in 1990, to 4.3 % in 2009 (Table 19, Figure 21). The Government acts mostly as a facilitator while most economic activities are undertaken by the private sector, which has wide access to the market and thus plays a major role in the production of goods and services. Both direct and indirect taxes have recently been streamlined and their rates have been reduced to boost trade and investment locally and in the region. Mauritius is working in collaboration with other countries towards establishing a free trade area as early as possible in the region. In fact, Mauritius already has FTA agreements with some countries of the region, through its membership in SADC and COMESA.

Table 19: Debt service as a percentage of exports of goods and services

Indicators	1990	1995	2000	2005	2008	2009
MDG 8.12 - Debt service as a percentage of exports of goods and services (%)	9.9	7.7	8.9	6.5	4.1	4.3

Source: Central Statistics Office, Ministry of Finance and Economic Development

Figure 21 MDG 8.12 - Debt service as a percentage of exports of goods and services, 1990 - 2009



Target 8C: Address the special needs of landlocked developing countries and Small Island Developing States (SIDS) (through the Program of Action for the Sustainable Development of Small Island Developing States).

Indicators

- *Net ODA*

In Mauritius, Grant in Aid as a percentage of GDP declined between 1990 and 2008 (Table 20).

Table 20: Grant in Aid as a percentage of GDP

Indicators	1990	1995	2000	2005	2008	2009
MDG 8.5 - ODA received in Small Island Developing States as proportion of their GNI						
Proxy used - Grant in Aid as a percentage of GDP	0.3	0.4	0.1	0.2	0.2	1.0 ¹

1 : Provisional

Source: Central Statistics Office, Ministry of Finance and Economic Development

Target 8E: In cooperation with pharmaceutical companies, provide access to affordable essential drugs in developing countries.

Indicators

- *Proportion of population with access to affordable essential drugs on a sustainable basis.*

Mauritius has made remarkable progress in this direction and has already attained the target. The proportion of population with access to affordable essential drugs on a sustainable basis has been 100% during the period 1990 to 2009 (Table 21). Essential drugs are available freely in all public hospitals.

Table 21: Access to affordable essential drugs

Indicators	1990	1995	2000	2005	2008	2009
MDG 8.13 - Proportion of population with access to affordable essential drugs on a sustainable basis (%)	100	100	100	100	100	100

Source: Central Statistics Office, Ministry of Finance and Economic Development

Target 8F: In cooperation with the private sector, make available the benefits of new technologies, especially information and communications.

Indicators:

- *Telephone lines per 100 population*
- *Cellular subscribers per 100 population*
- *Internet users per 100 population*

Modernisation of the economy is apparent from the increasing use and availability of telephones (29.9 per 100 people in 2009), mobiles (85 per 100 people in 2009), computers (24.2 % of households in 2006) and internet subscribers (22.4 per 100 people in 2009) as may be seen from the table below (Figure 22).

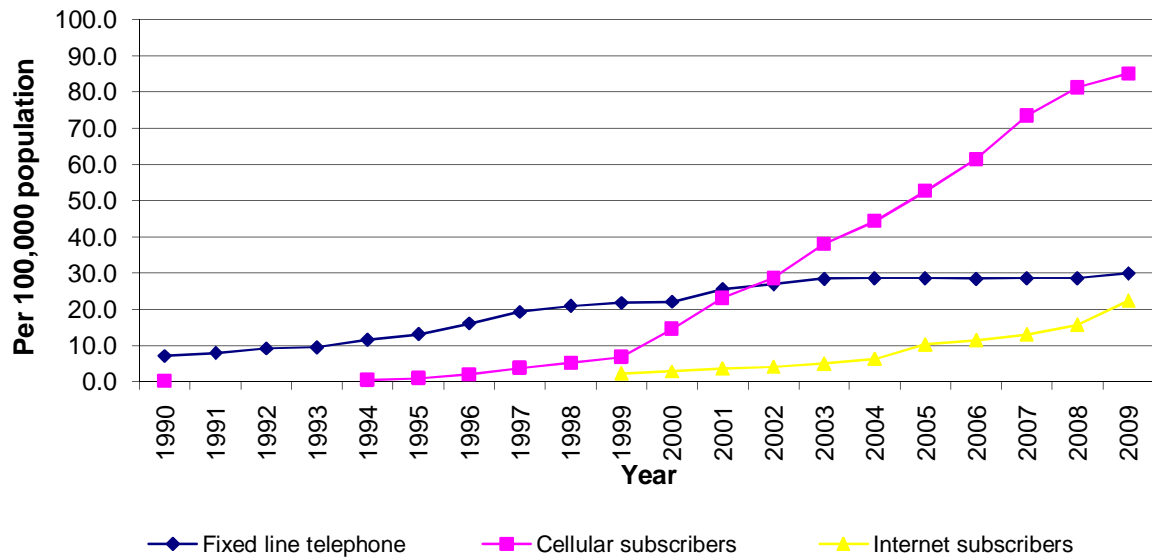
Trends of progress against each MDG target between 1990 to date

Table 22: MDG 8– Access to Telephone lines and cellular subscribers

Indicators	1990	1995	2000	2005	2008	2009
MDG 8.14- Fixed line telephone subscribers (per 100 population)	7.2	13.1	22.0	28.6	28.6	29.9
MDG 8.15 - Cellular subscribers per 100 population	0.2	1.0	14.6	52.6	81.2	85
MDG 8.16 - Internet subscribers per 100 population	2.9	10.3	15.7	22.4

Source: Central Statistics Office, Ministry of Finance and Economic Development

Figure 22 MDG 8.14, 8.15 & 8.16 - Fixed line telephone, cellular and internet subscribers per 100, 000 population, 1990 - 2009



Policies

The National ICT Strategic Plan 2007-2011 sets the framework for Government and private sector interventions in order to position the ICT sector as the fifth pillar of the economy. The implementation cost of the 124 projects under the plan is estimated at around US\$ 30 million and a significant number of these projects have been or are being implemented.

A Universal Service Fund has been established to bring higher penetration of telecommunication services among the population, in line with Government objectives on social and economic inclusion. Other ICT related projects currently being implemented include wider access to internet services to bridge the digital divide, community E-empowerment to support socio-economic projects and poverty alleviation. Government has implemented the Community Empowerment Program (CEP) to enable the creation and sharing of information and knowledge for community development. This project is a joint public-private partnership comprising Government, UNDP, Mauritius Telecom and Microsoft. The CEP consists of the development of a Community Web Portal, identifying the application and use of ICT for social development. It empowers the local community with ICT skills and free internet access through computer clubs on a regional basis. All women and youth centres and 93 post offices have been equipped with ICT infrastructure under the CEP.

Human Resource Development

The Internet and Computing Core Certification (IC3) Project aims at providing a quarter of the Mauritian population with computer literacy and proficiency skills, using the internationally recognized IC3 course developed by the Cyber Learning Foundation. Since 2006, some 105,000 participants completed the training while the National Computer Board has registered 118,000 demands for training so far.

Government has provided each of the 275 primary schools in Mauritius and Rodrigues with PCs to ensure that the children are no longer deprived of basic ICT facilities. Efforts are under way to equip these schools with full-fledged computer labs. As at March 2008, the percentage of primary schools providing internet access to students stood at 6%. The number of student registered per computer improved to 38 in 2008, compared to 63 in 2007. Free broadband internet access is provided to all secondary schools.

Challenges

Mauritius faces several constraints and challenges in realising its ICT vision. Some of them are listed below:

- Restricted supply of quality ICT manpower to keep pace with this highly evolving sector and to meet the challenges from international competitors;
- A steep cultural resistance to online transactions;
- A less than required acceptance of ICT not only as a career choice by society but also as a stream at par with other sectors of the economy; and
- New security challenges such as deliberate malicious IT attacks and cybercrime.

Chapter 4: Good Practice

This Chapter highlights the good practices on MDG targets that have been achieved in Mauritius.

Despite being a small and vulnerable island economy, Mauritius has achieved many of the MDG Goals. Mauritius has already achieved the goal of universal primary education (Goal 2) and will surely meet Goal 4.

A host of factors such as political stability and a vibrant democracy, overall macro-economic stability, a developmental strategy focused on social welfare, favourable policies and strategies and political commitment have all played a vital role in this remarkable achievement.

(i) Universal Primary Education (Goal 2)

As mentioned earlier, Mauritius has already reached the goal of achieving universal primary education with a net enrolment ratio of 97 % in primary education. Various factors such as enabling legislation, favourable policy initiatives, budgetary support, infrastructural facilities, and other enabling conditions have helped in achieving this goal. The Government has during the past several years taken many initiatives to expand access to education, particularly primary education.

(ii) Reduce Child mortality (Goal 4)

Mauritius has achieved a U5MR under MDG 4 which is up to the level of an upper middle income country. Between 1970 and 1990, the country managed to reduce by 100% its U5MR every decade. From 1990 to date it has managed to reduce by 50% the rate. This phenomenal progress has been achieved as a result of an integrated and holistic approach articulated between effective delivery of services as well as ensuring awareness and education of potential consumers of the service. The rolling out of country wide family planning policy and practice since the 1960s has ensured that families have better planning of their number of children to be commensurate with capacity to ensure sustainability. 93% of pregnant women have at least one antenatal care visit with a doctor and 83% at least four visits. 99.4% of births are attended to by skilled health personnel. Over 90% of

babies receive all the necessary vaccines free of charge. Campaigns have been waged by both health services and NGOs for breast feeding.

Chapter 5: Bottlenecks, Challenges and Constraints

Three targets pose real challenges with respect to achieving the MDGs:

- a) Promoting gender equality and empowerment of women (Goal 3);
- b) Eradication of extreme poverty and hunger (Goal 1); and
- c) Reversing the spread of HIV and AIDS (Goal 6).

a) Goal 3 Target 3: Promote gender equality and empower women

As mentioned earlier, there is no gender disparity in primary, secondary and tertiary education, but achieving gender equality in terms of proportion of women in the space of political power whether in national parliament or local Government is a challenge. Proportion of seats held by women in Parliament (18.6% in 2010) is still relatively low.

For structural reasons already explained in the report Mauritius is seeing presently a situation where women are three times more likely to be unemployed than men. Unemployment in 2009 is 12.3 percent among women compared to only 4.4 percent among men. However, this reality will be corrected by demographic and educational factors in the next decade. Gender-based violence, among which domestic violence and sexual harassment in public areas are the main components, is widespread though Governments have taken action to address this issue. The challenge here is that regulatory instruments and their diligent application are far from being enough, there are cultural factors that can only be resolved in the longer term.

Despite efforts made by Government, there still exists a limited representation of women both in senior management in the private sector; in the National Assembly, and in the local Government. Attaining this Goal poses a real challenge as it calls for strong political will and commitment besides other supportive initiatives.

b) Goal 1: Eradication of extreme poverty and hunger

Although by international standards, absolute poverty is negligible (estimated at less than 1%) in Mauritius, recent studies have indicated that pockets of poverty prevail in some specific suburban and coastal regions, and in the Island of Rodrigues. Field surveys have

indicated that there are around 229 pockets of poverty throughout the country, and these consist of some 7,157 households or about 25,000 people who are living in conditions of absolute poverty. Specific groups have thus remained marginalised despite the fact that Mauritius is a welfare state with free health and free education services as well as an impressive array of social services and safety nets, and although considerable progress has been achieved on the economic front over the past two decades.

Eradicating absolute poverty is high on the Government's agenda and a series of measures have been announced in the 2009 budget to tackle the issue. Accordingly, a Special Committee for the Eradication of Absolute Poverty (EAP) has been set up, which comprises all stakeholders, namely the public sector, the private sector and the NGOs to look into the specific needs of the poor, provide urgent assistance and lend support to the children and the unemployed in these pockets of poverty. A quadripartite partnership is being established, bringing together the entire range of social partners, including the socio-cultural organisations, NGOs, the corporate sector, development partners and the various levels of Government. The overall objective is to eradicate all cases of absolute poverty in the country within a span of seven to ten years. Thus, attaining this Goal by 2015 is a real challenge notwithstanding the various generic and specific interventions being taken as mentioned in Chapter 3.

c) Goal 6 Target 6B : Combating the spread of HIV and AIDS

As indicated in Chapter 3, though the HIV prevalence rate among population aged 15-24 years has been low, it has gone up in the recent years (from 0.01% in 2000, to 0.15% in 2009). It is claimed by the health services that the spread has been halted, however there is no definite data that can either confirm or infirm this averment.

In Mauritius, HIV/AIDS is treated as a national priority. Preventive measures and ongoing sensitization campaigns against HIV are currently being taken by Government. The Government has set up a National AIDS Committee under the chairmanship of the Prime Minister and put in place a multi-sectoral strategy to protect the population at large, with special emphasis on vulnerable groups.

HIV and AIDS prevalence in Mauritius is predominantly related to the consumption of hard drugs which are taken by intravenous path. Thus, the use by multiple partners of the same needles is a powerful spreader of the infection. Although the Government has put in

place a scheme for the provision of free syringes and needles to drug users, it is evident that the battle against the spread of HIV and AIDS is very much related to the battle against illegal trafficking and consumption of such drugs.

The second challenge is a behavioural one. Various empirical observations and field surveys of adolescents indicate a freer involvement in sexual relations and multiple partnerships; while notwithstanding continuous Government and NGO awareness and educational campaigns, the use of condom protection remains low amongst these adolescents.

d) Target 7B – Goal 7: Reducing biodiversity loss, achieving by 2010, a significant reduction in the rate of loss.

Most indicators here show that Mauritius is having great difficulty in moving closer to environmental sustainability. While the great achievement is the fact that through appropriate legislation Mauritius has managed to eliminate ozone depleting substances, it is facing the major challenge of the necessary popular participation in contributing to the achievement of this target. The challenge here is one which many countries have faced, namely one where people are less willing to tilt the balance towards environmental sustainability vis-à-vis the consumption that their growing affluence allows them to enjoy. Furthermore, the culture of preservation remains a lesser concern than the quest for wealth accumulation.

This challenge is compounded by the fact that, notwithstanding proactive efforts and affirmative policies of the Government, there are serious constraints of coordination between various ministries as well as deficiency in implementation and enforcement.

e) Other Constraints and Challenges

Some of the other challenges towards attainment of MDGs are:

- i. Though Mauritius is well on course to achieving many of the MDGs, there are some dichotomies as the high level of progress has not equally benefited all segments of its population. Gender equality remains limited and social inequity is rising, and despite recent initiatives, some regions such as the island of Rodrigues have not benefited as much as the rest of the country from the benefits of progress.

- ii. The major challenge at the level of health of the Mauritian population is the scale of Non Communicable diseases such as diabetes, cardiac problems and cancer. All diseases related to affluence and dysfunctions in lifestyle and dietary practice.
- iii. Sustainability of MDGs is a major issue for small countries such as Mauritius. The inherent constraints faced by Mauritius as a Small Island Developing State (SIDS), particularly limited resources, remoteness, small domestic markets, and vulnerability to natural disasters, cannot be ignored. Various global shocks such as the food, fuel, and financial crisis have impeded the development of SIDS in the recent years, slowing and in some cases reversing their hard earned gains. To overturn reversals and ensure sustainability of the MDG achievements so far, and further strengthen the capability of such countries to fulfil their MDG goals by 2015; new innovative financing instruments have to be designed, and international development institutions and the international community have to be more forthcoming in assisting SIDS in their efforts to achieve MDGs, and become integrated in the global economy. A one-size-fits-all approach to development challenges and MDGs would further marginalise SIDS which deserve special treatment and need to be recognized as a group of countries having specificities of their own.
- iv. The impressive economic development of Mauritius and MDG progress has, however, given rise to new concerns. The successful transition from a low wage labour-intensive economy to a high-tech capital-intensive one has contributed to an increase in income inequality. There is now greater need for secondary, tertiary and technical education with the curriculum geared towards the current economy.
- v. The financial crisis which necessitated fiscal loosening in several countries, including Mauritius, has increased budget deficits and debt. It is not a serious concern in Mauritius at this stage. A recent estimate by the IMF indicates that despite shocks and the current crisis, public debt over the period 2006-2010 will be lower than in the previous five years, and stochastic simulations suggest a strong likelihood of further declines over the following five years. Nevertheless, public debt remains high and fiscal consolidation will be important to reduce the inherent risks. However, the fiscal correction which has to follow in the coming years with improvements in macro-economic conditions is likely to put strain on expenditures, particularly on socially important projects and programs. Such crises have to be guarded against, as they may further delay progress towards MDGs.

Chapter 6: Assessment of Impact of Global Financial Crisis on MDGs

New Challenges: Assessment of Impact of Global Crisis

Mauritius is an open economy, earning its living on the basis of exports of goods and services while importing massively for its consumption. While the direct and first round impact of the global financial crisis on Mauritius has been limited, the knock-on effects are emerging to be more pervasive and significant. Financial markets and institutions, tourism, foreign trade, in particular exports, remittances, FDI and aid flows are globally emerging as some of the major channels of transmission of the crisis to domestic economies. The Mauritius economy has been resilient to the first round effects of the crisis on account of factors such as the effectiveness of the economic reforms that have been implemented during the past three years, limited financial integration and absence of sophisticated financial products which triggered the crisis in the western world and the robustness of the financial system. The strengthening of the emerging sectors to diversify the economic base has created good capacity to offset the negative effects of external shocks. At the same time, the reforms have provided the fiscal space required to deal with such a crisis. The financial system in Mauritius is sound and has not in any way been involved in sub-prime lending or any activity deriving directly or indirectly from that asset class. The fundamentals of the banking institutions have also improved significantly. The rest of the financial sector has also performed well, one exception being the stock market which witnessed some volatility and normal corrections from record highs in tandem with development in major markets across the globe.

Some of the prominent channels of transmission of the global crisis to the Mauritian economy have been:

- Reduction in tourist arrivals - one of the key pillars of the country's economy. This, *inter-alia*, had a significant impact on the country's economic growth, employment and foreign exchange earnings;
- Reduced demand on the traditional markets of Europe and the U.S.A for Mauritian goods and services;
- Decline in foreign capital inflows - private international capital flows to emerging and developing countries are expected to decline by 80 percent compared to 2007 which may impact the FDI flows to the country.

Impact of the Crisis on the Mauritius Economy

The impact of the crisis was moderate in 2008. Drop in global demand had a lagged effect on the economy. The economy recorded growth less than 5% while net job creation was one of the highest in the recent past. In 2009, economic growth slowed but remained positive at around 3%, with only external demand driven sectors recording negative growth i.e. textiles and tourism.

The full impact of the crisis was mitigated through a prompt and comprehensive policy response.

Outlook for 2010 and Risks/Vulnerabilities:

- Short Term risks and external vulnerabilities appear manageable ;
- Exchange rate reflecting macroeconomic fundamentals;
- Net international reserves and import cover at comfortable level;
- Deficit expected to remain low;
- Public sector debt and current account deficit of the BOP need to be addressed and may pose a problem if global demand is sluggish or in case oil prices start to pick up;
- Banks remain liquid well capitalised – do not hold toxic assets. The capital adequacy, liquidity and profitability of the banking system are sound;
- Stress test show that banks are generally resilient to a range of adverse shocks but are vulnerable to credit quality;
- Growth expected to be above 4.3%, but will depend heavily on global recovery;
- Normalisation by end December if IMF projections are maintained;
- Stimulus measures will be held as contingent till end December 2010 and above.

Success Factors:

- Prompt and comprehensive policy response;
- Fiscal Space created from reforms initiated in mid 2000s provided for financing needs without having recourse to lending from IMF i.e. Flexible Credit Line (FCL);
- Institutions adapted to new initiatives taken by Government [Success of the Empowerment Program];
- Strong public, private and development partners' participation.

Challenges: 2010 and Beyond:

- Fiscal Stimulus – what Timing for Exit;
- Fiscal consolidation without risking recovery;
- Institutional reforms to better manage crises;
- The EURO Crisis whose impact on the Mauritian economy is now being felt.

Box 8: Response to the Crisis in 2009

- Response has been timely and targeted.

May 2008

- Allocation of Rs 6 billion [USD 200 million] for investment in airport expansion & creation of 6 funds to realize the 'Maurice Ile Durable' vision, build food security, boost education and knowledge, eradicate poverty and widen the circle of opportunities, improve local infrastructure, carry social housing commitment & sharpen the competitiveness of domestic oriented industries and SMEs.

June 2008

- Presentation of the 2008/09 Budget with provision for an amount of Rs 1.8 billion for contingencies to cater for any additional injection required to support public spending and demand.

July 2008

- Full implementation of the recommendations of the Pay Research Bureau on review of salaries and conditions of service in the civil service thus injecting an additional amount of Rs 1.5 billion [USD 50 million] in the economy. The previous PRB Report was fazed over two financial years.

October 2008

- Reduction in Repo Rate by 50 basis points from 8.25 to 7.75.
- Reduction in Cash Reserve Ratio (CRR) from 5 percent to 4.5 percent*.
- Reduction in the minimum cash reserve ratio on any particular day from 4 percent to 3percent -**The reduction in the CRR injected an additional amount of Rs 1.2 billion into the banking system and provided greater flexibility to the banks to manage their day-to-day cash balances.*
- Introduction of a Special Foreign Currency Line of Credit by the Bank of Mauritius aggregating USD 125 million so as to assist banks encountering difficulties due to non-availability or inadequacy of foreign exchange facilities from usual sources.
- Review of the Automatic Price Mechanism (APM) so as to allow the review of petroleum prices to be effected monthly instead of quarterly with the objective of making consumers and producers realize quicker gains from falling international prices of petroleum products.

December 2008

- Presentation of Additional Stimulus Package amounting to Rs 10.4 billion [USD 350 million] to be spent through 2009 and 2010, basically on major capital projects with focus on fast-tracking and frontloading of existing public infrastructure projects, new investments in public infrastructure, accelerating private sector investment, improving business climate, building human resource capacity, and supporting vulnerable sectors such as the SMEs, export oriented & manufacturing and tourism.
- The ASP also included:
 - Reduction of 50 percent of the duty payable on iron bars imported in coils by contractors;
 - The suspension of 'Maurice Ile Durable' Levy payable by airlines in respect of the period 01 January 2009 to 31 December 2010;
 - The payment by tour operators of proportionate duty (instead of full duty) upon disposal of duty free cars and vehicles within 4 years of the date of purchase;

- The removal of the requirement that land should have been purchased 5 years in advance before being used for development under RES; and
- The exemption of duty on registration of a loan agreement by an individual for educational purposes to encourage the building of knowledge.
- Suspension of Temporary Solidarity Levy imposed on hotels, hotel management and tour operators up to December 2010, which is the date on which the levy ceases.
- Payment of the environment protection fee, in respect of the period 01 January 2009 to 31 December 2010, by a hotel, guest house or tourist residence within 04 months after the end of its accounting period, instead of monthly so as to provide relief in terms of cash flow.
- Suspension of Environment Protection Fee for guest houses and tourist residences of 4 bedrooms or less as from the period starting 01 May 2009.
- Exemption of Land Transfer Tax and Registration duty under specific conditions in relation to construction projects during the period 01 January 2001 till 30 June 2011 to accelerate the early implementation of construction projects.
- Setting up of Special Committees to fast track implementation of the Additional Stimulus Package and to unlock private investment.
- Reduction of the Repo Rate by 100 basis points from 7.75 to 6.75.

March 2009

- Reduction in the Repo Rate by 100 basis points from 6.75 to 5.75.

May 2009

- Presentation of PBB for July to December 2009 and indicative estimates for 2010 and 2011, also integrating stimulus measures of Rs 14.2 billion for next 18 months.

September 2009

- The Monetary Policy Committee (MPC) of the Bank of Mauritius decided to maintain the key Repo Rate at 5.75 per cent per annum.

November 2009

- The Program Based Budget 2010 presented on 18 November last year provides for policies for shaping recover, consolidating social progress and sustaining green Mauritius.
- The measures, *inter- alia*, include, intensifying efforts to consolidate the traditional and emerging economic pillars, so as to open business opportunities and further stimulate job creation, in particular for women, continue improving the doing business environment to increase investment; investing in human resource development, science, technology and innovation to build the competitive competence that Mauritius needs to be among the fast globalisers; accelerating plan to build the infrastructure of tomorrow.
- On the social front, the 2010 budget provides for additional effort towards eradication of absolute poverty, provision for every family with a decent dwelling, delivering more and better health care, giving more social protection to our children and women, preparing for the challenges of an ageing population and ramping up support for our seniors and consolidating the progress made in giving greater access to education, from pre-primary to tertiary levels.
- With regards to the Additional Stimulus Package (ASP), Government policies have been instrumental in dealing with the crisis in terms of saving jobs, preventing closures of firms and protecting people. However, given the current international economic context, the exit strategy needs to be carefully managed. Accordingly government has decided to maintain the Additional Stimulus Measures until December 2010, including the funds committed for a stimulus package for Rodrigues.

December 2009

The key Repo Rate was maintained at 5.75 per cent per annum.

Chapter 7: Concluding Remarks

As the analysis in the report shows, Mauritius has attained most of the MDG targets. This is largely due to the sustained efforts and policy initiatives taken by the Government over the years coupled with assistance from development partners, NGOs, CSOs and others. Less than 1% of the population lives in extreme poverty as per MDG standards. Mauritius has already reached the target of achieving universal primary education with a net enrolment ratio of nearly 100% in primary education. There is no gender disparity in enrolment in primary secondary and tertiary education. However, the share of women in wage employment in the non-agricultural sector (37% in 2009) and the place of women in political affairs of the country (18.6% representation at the National Assembly) are still matters of concern. Under 5 Mortality Rate per (1000 live births) has decreased in Mauritius from 23.1% in 1990 to 16.0 % in 2009. Infant mortality rate has also decreased to 13.4%. The Government has taken measures to improve maternal health, as reflected by Maternal Mortality Rate which declined from 66 per 100,000 live births in 1990 to 21 in 2005, which increased to 65 per 100, 000 live births in 2009 with 10 Maternal deaths then the ratio fell back to 33 in 2010 with 5 Maternal Deaths. The HIV/AIDS prevalence rate has witnessed an increase during the period 2000-2005. The Government and NGOs are undertaking preventive measures and aggressive sensitization campaigns and the prevalence rate has now stabilised.

However, there are several challenges in meeting some of the goals by 2015 as discussed earlier. Promoting gender equality and empowerment of women (Goal 3) is one of the most challenging MDG for Mauritius, besides eradication of extreme poverty and hunger (Goal 1) and Combating HIV/AIDS (Goal 6). Though universal primary education has been attained, there are several deficiencies in the primary education system such as high failure rate and limited curriculum amongst others which are, however, requiring attention of the Government.

Some of the challenges in the context of progress of MDGs were discussed earlier. Though Mauritius is well on course towards achieving many of the MDGs, there are some dichotomies as the high level of progress has not equally benefited all segments of its population and regions of the country. Sustainability of MDGs is a major issue for Small Island Developing States (SIDS) such as Mauritius. As SIDS, these countries are susceptible to various global shocks such as the food, fuel and financial crisis. To enable

such countries to face such shocks and ensure sustainability of the MDG achievements so far and further strengthen the capability of such countries to fulfil their MDG goals by 2015, new innovative financing arrangements have to be designed and international development institutions and the international community have to be more forthcoming in assisting SIDS in their efforts to achieve MDGs and become integrated in the global economy.

The financial crisis and current EURO crisis which necessitate fiscal loosening in several countries, including Mauritius, have increased budget deficits and debt. The exit policy and the fiscal correction in the coming years may put strain on expenditures, particularly on socially important projects and programs. Such developments have to be guarded against as they may further delay progress towards MDGs.

The economic diversification and emerging competition have also added new challenges for MDGs by exacerbating poverty and unemployment, especially among women.

The Government of Mauritius, together with the people of the country are, however, committed to overcoming the challenges and ensuring progress towards MDGs.

List of Acronyms

AIDS	Acquired immune deficiency syndrome
ALED	Adult Literacy Entrepreneurship development
APM	Automatic Price Mechanism
ASP	Additional Stimulus Package
BCC	Behaviour Change Communication
BOP	Balance of Payments
BPO	Business Process Outsourcing
CBO	Community-Based Organisation
CCM	Country Coordinating Mechanism
CCPP	Community Children Protection Program
CDM	Cité(Espace) des Métiers
CDU	Child Development Unit
CEDAW	Convention on the Elimination of All Forms of Discrimination against Women
CEP	Community Empowerment Program
CFCs	Chlorofluorocarbon
CO²	Carbon Dioxide
COMESA	Common Market for Eastern and Southern Africa
CPE	Certificate of Primary Education
CRC	Convention on the Rights of the Child
CRR	Cash Reserve Ratio
CSEC	Commercial Sexual Exploitation of Children
CSO	Central Statistics Office
CSOs	Civil Society Organisations
DCC	Day Care Centres
DOT	Direct Observed Therapy
DOTS	Directly Observed Treatment Short Course
EAP	Eradication of Absolute Poverty Program
ECD	Early Childhood Development
EEA	Environment Economic Accounts
EME	Emerging Market Economies
EP	Empowerment Program

ESAs	Environmentally Sensitive Areas
EU	European Union
FAO	Food and Agriculture Organisation
FCL	Flexible Credit Line
FDI	Foreign Direct Investment
GDP	Gross Domestic Product
GER	Gross Enrolment Rate
GFPs	Gender Focal Points
GFTAM	Global Fund to Fight AIDS, Tuberculosis and Malaria
GHG	Greenhouse Gas
GNI	Gross National Income
H1N1	Influenza A type virus
HBS	Household Budget Survey
HDI	Human Development Index
HIV	Human immunodeficiency virus
HSC	Higher School Certificate
IAQMP	Integrated Air Quality Management Project
IC3	Internet and Computing Core Certificate
ICT	Information and Communication Technology
ICZM	Integrated Coastal Zone Management Framework
IDF	International Development Fund
IDU	Injecting Drug Users
IEC	Information, Education and Communication
ILO	International Labour Organisation
IMF	International Monetary Fund
IMR	Infant Mortality Rate
IOM	International Organisation for Migration
IT	Information Technology
Ktoe	Kilotonne of Oil Equivalent
LMIS	Labour Market Information System
LPG	Liquefied petroleum gas
M&E	Monitoring and Evaluation
MDG	Millennium Development Goals

MDGR	Millennium Development Goals Report
MGECDFW	Ministry of Gender Equality, Child Development and Family Welfare
MI3P	Mauritius Industrial Pollution Prevention Project
MID	‘Maurice Ile Durable’
MLIRE	Ministry of Labour, Industrial Relations and Employment
Mm3	Million Cubic metres
MOESD	Ministry of Environment and Sustainable Development
MOFED	Ministry of Finance and Economic Development
MPC	Monetary Policy Committee
NAS	National AIDS Secretariat
NASA	National AIDS Spending Assessment
NDU	National Development Unit
NEAP2	Second National Environmental Action Plan
NEF	National Empowerment Foundation
NER	Net Enrolment Rate
NES2	Second National Environmental Strategy
NGOs	Non Governmental Organisations
NGPF	National Gender Policy Framework
NWC	National Women’s Council
NWEC	National Women Entrepreneurs Council
ODA	Official Development Assistance
OTEC	Ocean Thermal Energy Conversion
PACs	Participatory Advisory Committees
PMTCT	Prevention of Mother to Children Transmission
PPP	Purchasing Power Parity
PSSA	Private Secondary School Authority
QEAP	Quality and Ecological Assessment of Fresh Water Bodies
Rs	Rupees
SADC	Southern African Development Community
SC	School Certificate
SCP	Sustainable Consumption and Production
SDA	Sex Discrimination Act
SIDS	Small Island Developing State

UN	United Nations
UNDP	United Nations Development Program
UNEP	United Nations Environment Program
UNESCO	United Nations Educational, Scientific and Cultural Organisation
UNICEF	United Nations Children's Fund
UNIDO	United Nations Industrial Development Organization
USA	United States of America
WEDP	Women Entrepreneur Development Program
WHO	World Health Organisation
ZEP	Zone d'Education Prioritaire

List of Contributors

Organisation	Reference Person
1. Central Statistics Office	Mrs. C. Rughoobur, Statistician
2. Ministry of Agro Industry and Food Security	Mr. R. K. Bunjun
3. Ministry of Arts and Culture	Dr. S. P. Boodhun
4. Ministry of Civil Service Affairs and Administrative Reforms	Ms. Z. Auladin
5. Ministry of Education and Human Resources	Mrs. K. Gunpath-Lutchmun
6. Ministry of Energy and Public Utilities	Mr. D. Dassaye
7. Ministry of Environment and Sustainable Development	Mr. S. Mooloo, Deputy Director of the Department of Environment
8. Ministry of Finance and Economic Development	Mr. J. Mownah/ Mrs. K Upadhyaya
9. Ministry of Fisheries and Rodrigues	Mr. L. Ujoodha, Ag. Permanent Secretary
10. Ministry of Foreign Affairs, Regional Integration and International Trade (Coordinator for the Project)	Ambassador P. Curé/ Ms. M. S. C. Young Kim Fat/ Ms. S. Nurmahomed
11. Ministry of Gender Equality, Child Development and Family Welfare	Dr. S. Kaleeah, Head, Planning and Research Unit
12. Ministry of Health and Quality of Life	Mr. N. Jeeanody, Head of Statistical Unit
13. Ministry of Housing and Lands	Mr. O. Mamoojee, Assistant Secretary
14. Ministry of Industry , Commerce and Consumer Protection	Mr. K. Rugbur, Senior Industrial Analyst
15. Ministry of Information and Communication Technology	Mr. D. Deenoo
16. Ministry of Labour, Industrial Relations and Employment	Mr. R. S. P. Amourdon
17. Ministry of Local Government and Outer	Mr. A. K. Parayag

Islands	
18. Ministry of Public Infrastructure, National Development Unit, Land Transport and Shipping	Mr. O. Mamoojee, Assistant Secretary
19. Ministry of Social Integration and Economic Empowerment	Mrs. Premila Roy
20. Ministry of Tertiary Education, Science, Research and Technology	Mr. R. Auckbur, Director, Post-Secondary and Tertiary
21. Ministry of Tourism and Leisure	Mr. V. Aodhora
22. Ministry of Youth and Sports	Mr. Eranand Buhooa, Assistant Secretary
23. PILS (Prevention Information Lutte contre le SIDA)	Ms. Nadia Peerun, Assistant Director & Fundraiser
24. United Nations Development Program	<ul style="list-style-type: none"> i. Mrs. Leyla Tegmo Reddy, UNDP Resident Representative ii. Mrs. Asha Kannan, Economic Advisor