



GOVERNMENT OF MALAYSIA

MALAYSIA

Sustainable Development Goals Voluntary National Review 2017

High-level Political Forum



1 NO POVERTY



2 ZERO HUNGER



3 GOOD HEALTH AND WELL-BEING



4 QUALITY EDUCATION



5 GENDER EQUALITY



6 CLEAN WATER AND SANITATION



7 AFFORDABLE AND CLEAN ENERGY



8 DECENT WORK AND ECONOMIC GROWTH



9 INDUSTRY, INNOVATION AND INFRASTRUCTURE



10 REDUCED INEQUALITIES



11 SUSTAINABLE CITIES AND COMMUNITIES




12 RESPONSIBLE CONSUMPTION AND PRODUCTION



13 CLIMATE ACTION



14 LIFE BELOW WATER



15 LIFE ON LAND



16 PEACE, JUSTICE AND STRONG INSTITUTIONS



17 PARTNERSHIPS FOR THE GOALS



MALAYSIA

Sustainable Development Goals
Voluntary National Review 2017

High-level Political Forum

Published by the Economic Planning Unit
© EPU 2017. All rights reserved.

First published June 2017

Economic Planning Unit,
Prime Minister's Department,
Blocks B5 & B6, Federal Government Administrative Centre,
62502 Putrajaya, Malaysia.
www.epu.gov.my

The contents may be freely reproduced for non-commercial purposes with attribution to the copyright holders.
Maps are not authoritative boundaries.

Design by Thumb-Print Studio Sdn Bhd

Foreword

In September 2015, while addressing the United Nations Sustainable Development Summit, I reaffirmed Malaysia's commitment to support and implement the 2030 Agenda for Sustainable Development and its 17 Sustainable Development Goals (SDGs).

Sustainable development has been at the heart of Malaysia's development approach since the 1970s, with an emphasis on eradicating poverty, improving the well-being of the people, providing universal access to education, and caring for the environment. In 2009, we renewed our commitment to sustainable development when we launched the New Economic Model, which features three goals: achieving high income, inclusivity and sustainability. These continue to resonate well with the three components of the SDGs, namely, economy, social and environment.

Having reduced absolute poverty to less than one per cent, we are now focusing on uplifting the quality of life of the bottom 40 per cent of households (B40). By 2020, we aim to double the average income of B40 households, from US\$700 in 2014 to US\$1,500, thereby raising them into the middle class. This will be done through outcome-based support and productivity-linked assistance, including entrepreneurship, skills training, technology adoption and asset ownership. We also are improving B40 access to affordable housing, quality health services and basic amenities.

Recognising the role of women, Malaysia has consistently shown its commitment to achieving gender equality and promoting the rights of women and girls. Among other achievements, the female labour participation rate has increased to 54 per cent. Women in decision-making positions in the public sector exceeds 30 per cent, while those in top management positions in public-listed companies comprise 26.3 per cent.



Lastly, in our effort to manage our natural resources and conserve the environment while mitigating the effects of climate change, Malaysia is implementing a Green Growth strategy under the 11th Malaysia Plan. We have made significant progress on all other dimensions of the SDGs as well and have put in place concrete measures to take them forward.

This Voluntary National Review report is a testimony to Malaysia's continued commitment to achieve the 2030 Agenda and the SDGs. In turn, this will help to ensure that no one is left behind, and that every Malaysian has an equitable share in the prosperity and wealth of this nation.

A handwritten signature in black ink, appearing to be 'Najib', written over a horizontal line.

Dato' Sri Mohd Najib bin Tun Haji Abdul Razak
Prime Minister of Malaysia





Summary

Malaysia started its journey towards sustainable development in the 1970s, when the New Economic Policy (NEP) to eradicate poverty and restructure societal imbalances was launched. All subsequent five-year national development plans have underscored the elements of sustainable development, encompassing sustainable economic growth; growth with equitable distribution to all sections of society; balanced development; access to basic infrastructure and utilities; access to education and healthcare services; and mainstreaming of environmental conservation.

In 2009, Malaysia formulated the New Economic Model (NEM) which further cemented its commitment to pursue sustainable development based on three goals, namely, high income, inclusivity and sustainability. These mirror the three elements of the 2030 Agenda for Sustainable

Development (the 2030 Agenda), encompassing economic, social and environmental elements. The NEM provides the basis for Malaysia’s development plans until 2020. The current plan, the Eleventh Malaysia Plan 2016–2020 (11MP), is thus premised on the three goals of NEM. The 11MP theme is “Anchoring Growth on People,” where people are the centrepiece of all development efforts, complemented by ensuring that no section of society is left behind in participating and benefiting from the nation’s development. Critically, the 11MP is aligned to most of the global Sustainable Development Goals (SDGs).

Therefore, Malaysia is not starting anew on its pathway to sustainable development, but is building on a process already in motion for decades. Chart 1 shows some of the achievements thus far.

Chart 1: Key Development Achievements in Malaysia in terms of SDGs

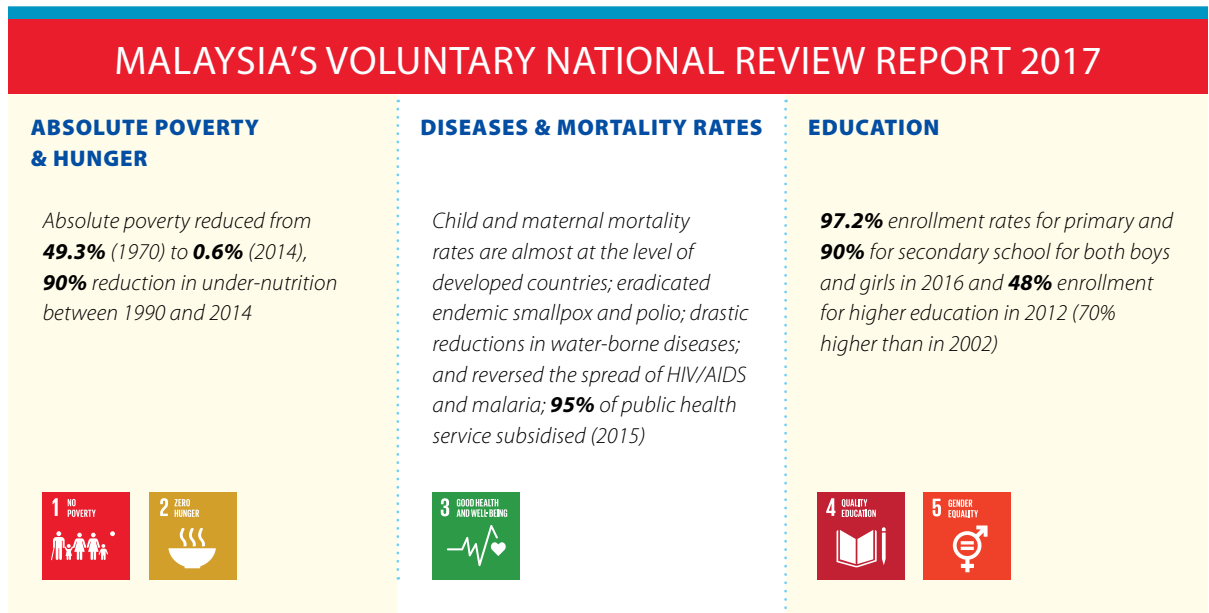


Chart 1: Key development achievements in Malaysia in terms of SDGs (continued)

MALAYSIA'S VOLUNTARY NATIONAL REVIEW REPORT 2017

BASIC AMENITIES

Over **95%** coverage for treated water and sanitation facilities, and **98.2%** coverage of 24-hour electricity supply at national level in 2015. A 1.5 times increase in renewable energy installed capacity (2016)



INFRASTRUCTURE

81.5% national broadband penetration (2016) with **91.2%** coverage in populated areas (2016), **58%** growth in road networks with improved connectivity across the country between 2010 and 2015



JUSTICE & STRONG INSTITUTIONS

Ranked 55 out of 176 countries in Corruption Perception Index; **Ranked 40** out of 193 countries in Online Service sub-index of the UN e-Government Development Index (2016)



SCP & CLIMATE CHANGE

RM429 million of green government procurement since 2013; carbon intensity of economy reduced by **33%** since 2009



ECONOMY & EMPLOYMENT

Sustained **6.2%** per annum economic growth for 50 years. Full employment since 1992. Increase of female labour force participation rate to **54.1%** (2015)



INCOME INEQUALITIES

Reduced as indicated by lower Gini Coefficient from **0.513** (1970) to **0.401** (2014). Less than 1% poverty rate for male- and female-headed households




ENVIRONMENTAL ENDOWMENT

Maintained **55.2%** forest cover, **12.1%** as terrestrial protected areas and **3.36%** as marine protected areas. Malaysia participates in international trans-boundary conservation efforts, namely, Heart of Borneo initiatives for forests and Coral Triangle Initiatives for marine areas



GLOBAL ROLES

Shared development experience with 31,000 participants from 142 countries through Malaysian Technical Cooperation Programme (2016); Strong partner in the implementation of ASEAN Economic Community





The Honourable Prime Minister of Malaysia, Dato' Seri Mohd. Najib Tun Abdul Razak reaffirmed Malaysia's commitment to support and implement the 2030 Agenda for Sustainable Development during the United Nations Summit for its adoption in New York in September 2015.

In the process to embrace and implement the 17 SDGs in a systematic and measurable manner, Malaysia has put in place an enabling environment through the following initiatives:

- established a multi-stakeholder, participatory governance structure helmed by the National SDG Council chaired by the Prime Minister;
- held several national SDG symposiums and focus group sessions to promote awareness and participation of stakeholders;
- conducted studies on data readiness and gap analysis;
- undertaken a mapping exercise involving non-government and civil society organisations and the private sector to align SDGs with 11MP initiatives;
- formulated a National SDG Roadmap to guide implementation of the 2030 Agenda and the SDGs; and
- implementing SDG initiative under the framework of the 11MP.

Moving forward, Malaysia will implement the 2030 Agenda under the framework of 11MP, whereby the means of implementation include:

- localising SDGs at sub-national levels by replicating the national multi-stakeholder governance structure at state levels;
- mobilising resources and funding through partnerships with stakeholders including crowd sourcing, social entrepreneurship and Corporate Social Responsibility programmes besides public sector funding under 11MP; and
- strengthening data readiness and filling data gaps to develop a comprehensive dataset for SDG implementation.

This report presents Malaysia's achievements on selected SDGs in line with the 2017 global High-level Political Forum theme of "Eradicating poverty and promoting prosperity in a changing world". Further details on the enabling environment to implement the SDGs as well as the means of implementation are also presented.

TABLE OF
contents

iii	FOREWORD
iv	SUMMARY
viii	LIST OF BOXES, FIGURES & TABLE
1	INTRODUCTION
5	DEVELOPMENT ACHIEVEMENTS
41	ENABLING ENVIRONMENT
59	MEANS OF IMPLEMENTATION
65	CONCLUSION
67	BACKGROUND ON MALAYSIA
68	GLOSSARY OF ACRONYMS
71	ACKNOWLEDGEMENTS

This document is Malaysia's first Voluntary National Review of the implementation of the 2030 Agenda for Sustainable Development.

It is intended to demonstrate Malaysia's commitment to achieve the new global agenda and to inspire others.





List of Boxes, Figures & Table

LIST OF BOXES

Box 1: The Eleventh Malaysia Plan: Anchoring Growth on People	3
Box 2: New Economic Model 2011–2020	7
Box 3: Measures Applied and Key Achievements in Malaysia's Development Approach	8
Box 4: The Bottom 40 Community in Malaysia	13
Box 5: Green Growth as a Strategic Thrust for Development Under the 11MP	29
Box 6: Sustainable Consumption and Production	30
Box 7: The Malaysian CSO-SDG Alliance	51
Box 8: Global Compact Network Malaysia	52
Box 9: Transformasi Nasional 2050 (TN50)	53

LIST OF FIGURES

Figure 1: Malaysia's Annual Economic Growth Rate and GNI Per Capita, 1970–2014	9
Figure 2: Key Development Achievements in Malaysia in Terms of SDGs	10
Figure 3: Current Status, Key Success Factors and Remaining Priorities for Goal 1	14
Figure 4: Current Status, Key Success Factors and Remaining Priorities for Goal 2	17
Figure 5: Current Status, Key Success Factors and Remaining Priorities for Goal 3	20
Figure 6: Current Status, Key Success Factors and Remaining Priorities for Goal 5	24
Figure 7: Current Status, Key Success Factors and Remaining Priorities for Goal 9	27
Figure 8: Current Status, Key Success Factors and Remaining Priorities for Goal 14	32
Figure 9: Current Status, Key Success Factors and Remaining Priorities for Goal 15	35
Figure 10: Current Status, Key Success Factors and Remaining Priorities for Goal 17	38
Figure 11: Lessons Learned from Malaysia's Development Journey	40
Figure 12: SDG Preparations in Malaysia	42
Figure 13: SDG Governance Structure in Malaysia	43
Figure 14: Cluster Working Committees	44
Figure 15: Example of Mapping Process between SDGs and Eleventh Malaysia Plan	45
Figure 16: Mapping Process of SDG Targets and Eleventh Malaysia Plan	46
Figure 17: Recent Approaches Used to Increase Public Participation in Development	52
Figure 18: Breakdown of Proposed Global SDG Indicators by Data Availability	54
Figure 19: DOSM Data Availability Framework: Criteria and Tiers of SDG Indicators	55
Figure 20: Malaysian SDG Priority Categorisation and Criteria to Assess SDG Indicators	55
Figure 21: Current Data Providers for SDG Indicators	57
Figure 22: Potential Avenues to Mobilise Resources	63

LIST OF TABLE

Table 1: Malaysian Policies and Plans Corresponding to the SDGs	48
---	----

INTRODUCTION



Setting the scene

This chapter provides an overview of the VNR preparation process and describes the structure of the report



Malaysia together with other world leaders adopted the 2030 Agenda for Sustainable Development (2030 Agenda) at the United Nations General Assembly in New York on 25 September 2015. This is a global commitment towards a more sustainable, resilient and inclusive development, with 17 Sustainable Development Goals (SDGs) and 169 targets. The 2030 Agenda has been shaped by relevant United Nations (UN) agreements and Conventions as well as the experiences and achievements gained through the Millennium Development Goals (MDGs), the global development agenda spanning the period 2000–2015. The 2030 Agenda was the result of two years of intensive public consultation and engagement with civil society and other stakeholders around the world. It transcends the MDGs to include wider economic, social and environmental objectives, and with a greater focus on peace, participation and inclusiveness.

In support of the global monitoring and reporting of the Agenda, Malaysia takes pride in presenting a Voluntary National Review (VNR) at the 2017 global High-level Political Forum (HLPF), and is committed to undertaking broader country reporting every four years. This document is Malaysia's first VNR on the 2030 Agenda.

The VNR takes into account Malaysia's efforts to align key elements of the SDGs with the latest five-year development plan, the Eleventh Malaysia Plan 2016–2020 (11MP) (Box 1), and a series of baseline studies, engagements and consultations that culminated in the development of a National SDG Roadmap 2016–2020. The Roadmap also documents the participatory processes involved in these efforts. Participation was received from states, Government agencies, non-government organisations (NGOs), civil society organisations (CSOs) and the private sector, driven by the Economic Planning Unit (EPU), and supported by the United Nations Country Team (UNCT) in Malaysia.

This document provides the context of Malaysia's development by describing the nation's development journey, key achievements and lessons learned in Chapter 2. The Chapter includes snapshots of Malaysia's achievements on eight selected SDGs in line with the 2017 HLPF theme of "Eradicating poverty and promoting prosperity in a changing world". Chapter 3 details the enabling environment established for the 2030 Agenda and SDG implementation. Chapter 4 describes the means of implementation, and Chapter 5 concludes this VNR.



Box 1: The Eleventh Malaysia Plan: Anchoring Growth on People

The Eleventh Malaysia Plan 2016-2020 (11MP) is the last five-year national development plan before Malaysia completes the journey to become a developed nation by 2020. Its theme of "Anchoring Growth on People" continues the Government's development focus of balancing the needs of both the people economy and the capital economy. Six **strategic thrusts** are identified to address the nation's challenges and opportunities of the fast-changing global landscape. They also aim to comprehensively address the end-to-end needs of the people and the nation, as follows:

- **Enhance inclusiveness towards an equitable society** to ensure all Malaysians benefit from economic growth regardless of gender, ethnicity, socio-economic status, or geographic location;
 - **Improve the well-being for all** to promote a socially advanced Malaysia with healthy individuals and happy households, living in cohesive and united communities;
 - **Accelerate human capital development for an advanced nation** to improve labour productivity, deliver a higher-skilled workforce, and create a virtuous cycle of job creation, growth and social development;
 - **Pursue green growth for sustainability and resilience** to ensure "green growth" will be a way of life and lead to strengthened food, water, and energy security; lower environmental risks; and ultimately, better well-being and quality of life;
 - **Strengthen infrastructure to support economic expansion** to ensure all Malaysians will have access to basic amenities and be connected through integrated transport and high-speed Internet; and
 - **Re-engineer growth for greater prosperity** to ensure quality growth and international competitiveness. All economic sectors will migrate towards more knowledge-intensive and high value-added activities with greater productivity.
- Six **game changers** have also been identified to primarily shift the growth trajectory of the economy and address future challenges, as follows:
- **Unlocking the potential of productivity** to ensure that multi-factor productivity becomes a major source of growth apart from capital and labour to ensure a sustainable and inclusive growth. Specific initiatives will be targeted at all levels - the government, industry and enterprise;
 - **Uplifting B40 households towards a middle-class society** to ensure households in the Bottom 40 income group will not miss out on the opportunities that come with national prosperity;
 - **Enabling industry-led Technical and Vocational Education and Training (TVET)** to ensure that the demand from industry is fulfilled in terms of number and quality of graduates, and that the TVET gains recognition and popularity as the preferred career choice;
 - **Embarking on green growth** to ensure a balance between the nation's development needs and the need to protect its environment;
 - **Translating innovation to wealth;** and
 - **Investing in cities** as nodes for strong economic agglomeration to attract investment and talent and drive innovation while ensuring inclusivity.



**Box 1: The Eleventh Malaysia Plan: Anchoring Growth on People (continued)**

The 11MP also gives a greater focus on the effectiveness of implementation with clear strategies, initiatives and outcomes. Project management will be enhanced for better and faster outcomes, public sector institutions will be rationalised for greater productivity and performance, and service delivery will be improved with citizens at the centre.

For further reading, the full 11MP can be accessed at: <http://epu.gov.my/en/rmk/eleventh-malaysia-plan-2016-2020>

DEVELOPMENT ACHIEVEMENTS



Taking stock of our current achievements and strategies for selected SDGs

Malaysia is making progress on many SDG targets. In line with the theme of eradicating poverty and promoting prosperity in a changing world, this chapter places Malaysia's historical development in context and presents the current status on eight selected SDGs in terms of achievements made, the key strategies that have contributed to these outcomes, and the remaining development agenda to be pursued



Malaysia's development journey

Malaysia's development journey has been truly remarkable since the country's formation in 1963. Despite being a relatively young nation, various actions have been taken across a spectrum of development areas, guided by long- and medium-term plans and policies. Malaysia continued to record significant growth in subsequent decades by addressing wider economic, social and environmental objectives. The New Economic Policy, formulated in 1971, focused on the philosophy of growth with equity, based on a two-pronged strategy of poverty eradication and restructuring of society.

The importance of environmental sustainability was highlighted in the Third Malaysia Plan 1976-1980, and it mainstreamed sustainable development into national development agendas. In 1991, Malaysia launched Vision 2020, the national aspiration of becoming a fully developed country by 2020, in economic, political, social, spiritual, psychological and cultural terms alike.

This set the tone for a broader development focus that is grounded on people, growth and equity.

In 2009, Malaysia launched the New Economic Model (NEM) (Box 2) intended to guide the development trajectory towards becoming a high income and inclusive nation in the 10 years leading to 2020. Thus far, Malaysia has witnessed significant progress in terms of almost eradicating poverty, improving health including child and maternal mortality rates, providing access to treated water, improved sanitation and stable electricity supply.

These achievements were made possible through the following measures (Details in Box 3):

- use of pragmatic and comprehensive development plans;
- recognition of inclusivity as critical for sustaining long-term prosperity and unity; and
- improvements to service delivery through collaborative partnerships with the private sector, NGOs and civil society.



Box 2: New Economic Model 2011–2020

The New Economic Model (NEM) represents the vision for the last decade in Malaysia's journey towards its goal of becoming a high-income nation by 2020. It was launched in 2010 following the completion of the National Vision Policy 2001–2010. The NEM is premised on three main goals of achieving high-income nation status, as well as inclusiveness and sustainability in development. The estimated minimum threshold to reach high-income status refers to achieving a Gross National Income per capita exceeding US\$15,000 by 2020. Inclusiveness means no one will be marginalised from the country's progress. This will entail, among others, reducing the divides between urban and rural dwellers, and between various ethnic groups, in an equitable and market-friendly manner. Sustainability refers to not only managing the environment well, but also the way the Government manages its resources and finances.

Four pillars have underscored the NEM to achieve its goals, with three pillars under the National Transformation Programme (NTP)-1 Malaysia; the Government Transformation Programme (GTP), and the Tenth and Eleventh Malaysia Plans. The fourth pillar, the Economic Transformation Programme (ETP), complements the other three pillars through private sector-driven growth and incorporates two crucial elements for promoting economic growth. The first element covers 12 National Key Economic Areas (NKEAs), such as oil and gas, agriculture, education services, financial services, private healthcare and ICT. The second element covers six Strategic Reform Initiatives (SRIs), which comprise the policies and procedures to create a vibrant business environment, including:

- re-energising the private sector to drive growth;
- developing quality workforce and reducing dependency on foreign labour;

- creating a competitive domestic economy;
- strengthening the public sector;
- ensuring transparent and market-friendly affirmative action;
- building the infrastructure of a knowledge base;
- enhancing the sources of growth; and
- ensuring sustainability of growth.

Since 2010, Malaysia's GDP has recorded robust annual growth, regularly achieving rates that were more than double global growth. Further, the Government's sources of revenue have diversified: the formerly dominant oil and gas sector's share of revenue has declined from 41.3 per cent in 2009 to 14.7 per cent in 2016. By the end of 2016, the Gross National Income per capita had increased to US\$9,102 against the high-income minimum threshold of US\$12,476 for 2016. In addition, the NTP has helped to create more than 2.26 million jobs since 2010. Most importantly, in working towards an inclusive economy, the NTP has touched the lives of millions of people, especially in rural areas. About 5,260km of rural roads have been completed since the initial 750km of rural roads completed in 2010; rural electrification and water supply programmes continue to be undertaken, along with building and restoring houses for the rural poor. All these have benefited 4.1 million people in rural areas. Other highlights of the NTP include the Pengerang Integrated Petroleum Complex (PIPC) in Johor, a world-class hub for downstream oil and gas activities that is drawing sizeable private investment and driving Malaysia's oil and gas capabilities higher up the value chain. The Human Capital Development Strategic Reform Initiative has created skilled workforce that supports Malaysia's high income aspirations and raises its global competitiveness.





Box 3: Measures Applied and Key Achievements in Malaysia's Development Approach

Malaysia had recognised the multidimensionality of development since the 1970s. Apart from poverty eradication plans that emphasised job creation and skills development, Malaysia rapidly expanded education and health facilities, even in rural areas. This allowed for a growing population that had the physical health and skills to participate fully in employment and overcome poverty. In addition, Malaysia reduced water-borne diseases by more than 85 per cent between 1990 and 2012, through improved treated water and sanitation facilities. Coupled with better nutrition and better healthcare, deaths resulting from treatable childhood diseases were greatly reduced.

Malaysia's guided and pragmatic approach to development has resulted in sustained economic growth of 6.2 per cent a year over the last five decades. Per capita income has increased by more than 25-fold since 1970. As of 2016, Malaysia's per capita income has reached US\$9,102 (RM37,760), bringing the country closer to its aspirations of achieving high income and developed-nation status. Malaysia has also continued to enjoy full employment level since the 1990s. Prudent macroeconomic management has also allowed Malaysia to successfully channel revenues from rich natural resources into built capital. Similarly, the

successful restructuring of the economy from agriculture-based to manufacturing and services-based has further demonstrated the value of a forward-looking development vision followed by pragmatic action. As of 2016, the services sector made up 54.3 per cent of GDP, while manufacturing's share was 23 per cent. Malaysia is an open economy with trade at 1.3 times of GDP. Employment growth policies have resulted in full employment despite the population growing from 10.4 million in 1970 to 31 million in 2016. Through investments in education and talent management, Malaysia continues to grow the services sector and embrace new areas like the digital economy and green economy.

Importantly, **Malaysia achieved development gains with support from the private sector, NGOs and CSOs.** Malaysia achieved these development gains premised on its long term outline perspective plans and medium-term five-year development plans. These plans were formulated by the government in consultation with the private sector, academia and civil society. This consultative approach to development was also used in the formulation of the New Economic Model (NEM) in 2009. Currently, a very comprehensive consultation and engagement process, which is unprecedented is being undertaken to chart the future development vision till 2050, known as *Transformasi Nasional 2050 (TN50)*.

Millennium Development Goals (MDGs)

When the Millennium Development Goals were globally adopted in 2000, Malaysia was well-positioned to achieve the MDGs' aspirations. In line with this, Malaysia continued to address issues of poverty, universal primary education, gender equality and empowerment of women, child and maternal health, communicable diseases, environmental sustainability and global partnerships, at sub-national levels and employing disaggregated data by gender, region, location and other determinants. In turn, by 2015 Malaysia largely had eliminated absolute poverty; achieved universal primary education for both boys and girls; lowered child mortality to levels comparable to high-income nations; more than halved maternal deaths, while maintaining a high proportion of safe deliveries and antenatal care coverage; halted and reversed infectious diseases like HIV/AIDS and malaria; incorporated sustainability of the environment into key plans and policies; achieved near-universal coverage of clean water supply and basic sanitation; and reduced the number of

households living in squatter settlements. At the same time, Malaysia continued to play an active role in regional and international fora.

Malaysia's development growth was remarkable because it managed to sustain economic growth even as the country faced periodic external shocks and crisis. The resilience of the country's economic growth is an outcome of Malaysia's prudent macroeconomic management. Figure 1 shows the growth of the economy, the GNI per capita, and the economic crises and shocks faced over the past 55 years.

Like other nations around the world, Malaysia adopted the far broader 2030 Agenda as the MDGs ended in 2015. The Agenda comprises 17 SDGs and 169 targets. Already, progress has been made on the SDGs, as shown in Figure 2, with further achievements yet to come. In the next subsection, Malaysia further highlights eight SDGs in line with the HLPF theme for 2017.

Figure 1: Malaysia's Annual Economic Growth Rate and GNI Per Capita, 1970–2014

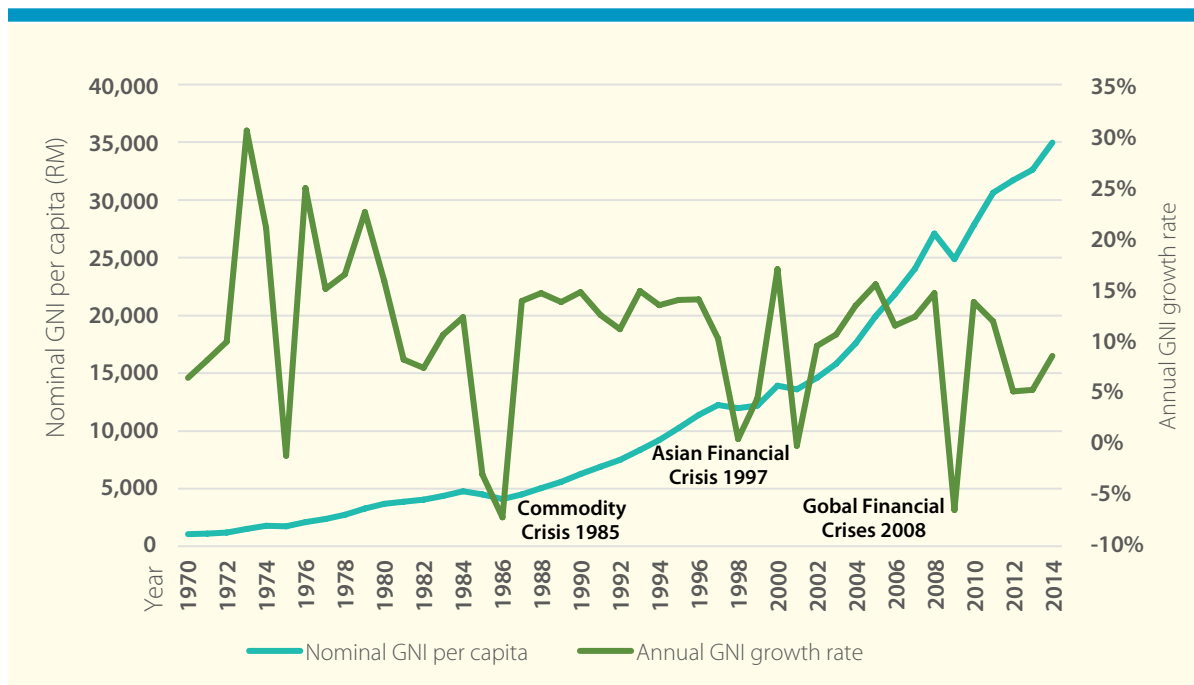
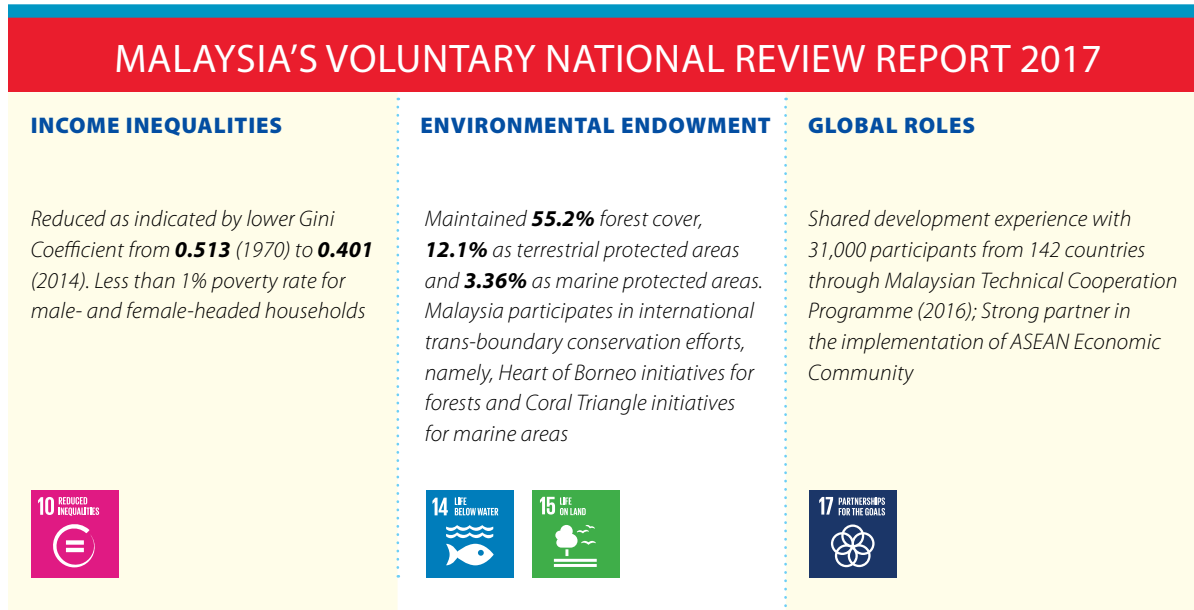




Figure 2: Key Development Achievements in Malaysia in terms of SDGs



Figure 2: Key Development Achievements in Malaysia in terms of SDGs (continued)





Thematic analysis

Malaysia has made striking development achievements in economic development, especially in rural areas, that has resulted in overall economic progress for its people and more significantly poverty eradication. As at 2015, only pockets of poverty remained. Although the initial approach was mainly economic, it has increasingly taken on a multidimensional approach with a focus on distribution and the environment.

This sub-section further explores the progress of eight SDGs, listed below, in line with the 2017 HLPF theme of “Eradicating poverty and promoting prosperity in a changing world.” For each Goal, the current status, success factors for Malaysia’s achievements and remaining priorities are presented.

- **Goal 1:** End poverty in all its forms everywhere
- **Goal 2:** End hunger, achieve food security and improved nutrition, and promote sustainable agriculture
- **Goal 3:** Ensure healthy lives and promote well-being for all at all ages
- **Goal 5:** Achieve gender equality and empower all women and girls
- **Goal 9:** Build resilient infrastructure, promote inclusive and sustainable industrialisation, and foster innovation
- **Goal 14:** Conserve and sustainably use the oceans, seas, and marine resources for sustainable development
- **Goal 15:** Protect, restore and promote sustainable use of territorial ecosystems, sustainably manage forests,

combat desertification, and halt and reverse land degradation and halt biodiversity loss

- **Goal 17:** Strengthen the means of implementation and revitalise the global partnership for sustainable development

In a rapidly changing global environment, developing countries would face greater challenges in their development journey. Malaysia believes that investments in skills and technology are crucial to attain competitiveness in its quest for greater prosperity. Empowering people through education and skills upgrading will provide them with access to better jobs and higher incomes, while also helping to achieve better quality of life and well-being. Moreover, this will help address remaining pockets of poverty and other forms of deprivations. In all, these goals resonate strongly with the 11MP’s theme of anchoring growth on the people.

The nation is well-endowed with natural resources and mega-biodiversity that is valuable not only to Malaysia but also to the global community. In this regard, measures are being undertaken to protect, conserve and sustainably use natural resources towards promoting green growth. Malaysia also recognises the importance of collaboration and partnerships to achieve better development outcomes. As Malaysia stands at the threshold of becoming a developed nation, it pledges its commitment to the 2030 Agenda and the Agenda’s principles.

Goal 1: End poverty in all its forms everywhere

Malaysia has successfully reduced absolute poverty, based on the national poverty line, from 49.3 per cent in 1970 to 0.6 per cent in 2014 – a remarkable achievement made in just four decades. The national poverty line is estimated at US\$2.02 per capita per day, which is above the US\$1.90 per capita per day international benchmark. As of 2014, low poverty rates also were recorded across ethnicity, gender and rural-urban strata. For example, the poverty rate of female- and male-headed households stood at 0.8 per cent and 0.6 per cent, respectively. The incidence of hard-core poverty, which is below the food poverty line, also was extremely low, at 0.2 per cent. Details of the current status in relation to SDG1 are given in Figure 3.

These achievements have been made possible through the implementation of nationwide multidimensional poverty eradication programmes that started as early as the 1960s. Malaysia's efforts to eradicate poverty have always emphasised education and skills development, income generation, employment creation and provision of access to basic needs such as electricity, clean water, transportation and housing, as well as social safety nets. Other programmes by NGOs, CSOs and the private



sector (e.g., Amanah Ikhtiar Malaysia, Yayasan Hasanah) further complement these efforts. In addition, Malaysia's centralised National Poverty Data Bank (eKasih) keeps detailed information about poor households, for better profiling and targeting of assistance. With absolute poverty largely eradicated, Malaysia has begun to focus on relative poverty in the Bottom 40 (B40) households, which comprise the bottom 40 per cent of the nation's income distribution. A profile of these households is provided in Box 4.

Box 4: The Bottom 40 Community in Malaysia

As per the 2014 threshold, B40 households earn a monthly income of RM3,860 and below, with a mean income of RM2,537 and a median income of RM2,629. The B40 community comprises 2.7 million households that lack financial and non-financial asset ownership, and that are highly dependent on Government assistance. About two-thirds depend on a single source of income, which makes them vulnerable to disasters and economic shocks. Generally, the B40 have low educational attainment, and most heads of household are either engaged in low-paying jobs or small-scale agriculture, or self-employed in the informal sector. They are highly affected by inflation and rising cost of living, while some may not have benefited from social safety nets.

About 63 per cent of the B40 households are in urban areas, living in high-density housing and facing multiple issues including non-conducive living conditions. About 16 per cent of rural and 34 per cent of urban B40 households rent or share accommodation. The most vulnerable include the hard-core poor, who are below the food poverty line, and the poor (0.3 million households), as well as the low-income (1 million). These households can be further disaggregated into 80.7 per cent male-headed households and 19.3 per cent female-headed households. According to a finding in the Malaysia Human Development Report 2013, senior-headed households experienced more acute relative income deprivation.

Source: Eleventh Malaysia Plan



1 NO POVERTY



Figure 3: Current Status, Key Success Factors and Remaining Priorities for Goal 1

GOAL 1: END POVERTY IN ALL ITS FORMS EVERYWHERE

CURRENT STATUS

Very low incidence of poverty, with a few pockets	0.6%	incidence of absolute poverty based on the national poverty line (2014), a reduction from 49.3% in 1970. Reduction observed across all states, ethnicity and rural-urban strata (2014)	1.6%	rural poverty rate – poor households mostly employed in agriculture, forestry and fisheries (2014)
	0.2%	incidence of hard core poverty (below the food poverty line) indicating households were able to secure the minimum level of dietary requirements (2014)	2%	of children below Poverty Line Income (PLI) in 2014, a decline from 9% in 2009, with 15% of those living in households with incomes less than twice the PLI
	0.8%	poverty rate among female-headed households while that of male-headed households was at 0.6% (2014)	20%	incidence of poverty among indigenous people of Sabah and 7.3% among indigenous people of Sarawak; Orang Asli are among the poorest (2014)
Social protection programmes are in place	7.1	million persons benefited from BR1M programme at a cost of RM5 billion (2015)	42	social protection programmes implemented
		eKasih was established in 2008 as a Centralised National Poverty Data Bank for better profiling and targeting of poor households		inadequate coverage of social protection programmes such as those working in the informal economy, foreign migrant workers
Income inequalities have reduced slightly, but there are vulnerabilities to shocks and disasters	5.6	times lower mean income for households in the bottom 40 per cent of national income range compared to that of top 20 per cent households (2014). This is an improvement compared to the ratio of 7.0 in 1989	6.3%	per year increase in real income of B40 households between 2009–2012 compared to the 5.2% increase observed for average households
	0.401	Gini coefficient in 2014, indicating a decline in overall income inequalities from 0.441 in 2009	64.7%	of B40 households depend on single income source



KEY SUCCESS FACTORS

- Providing universal education and skills training
- Creating employment opportunities
- Maintaining low inflation and adequate standard of living
- Providing social safety nets



REMAINING PRIORITIES

- Increasing income and economic potential of B40 households
- Enhancing social protection system



Moving forward, Malaysia is implementing the Eleventh Malaysia Plan Strategic Thrusts 1 and 3 to address poverty in all its forms. Malaysia also is working to “Uplift B40 households towards a middle class society” as one of the six “game changers”¹.



Increasing Income and Economic Potential

- Enhancing accessibility to quality education and skills training
- Providing quality employment opportunities and entrepreneurial support
- Increasing use of modern technology among small and medium enterprises (SMEs) and small-scale agriculture
- Promoting wealth ownership through investment programmes



Addressing Higher Cost of Living and Income Vulnerability

- Monitoring prices and ensuring fair market practices
- Improving access to affordable housing, transportation and healthcare
- Strengthening the social protection system towards a more integrated and comprehensive coverage
- Enhancing financial and debt management programmes



Enhancing Delivery Systems

- Improving targeting mechanisms of Government interventions
- Partnering with the private sector, NGOs and CSOs to reach out to the needy
- Addressing multidimensional needs of the B40



1 Enhancing
inclusiveness towards
an equitable society



3 Accelerating human
capital development
for an advanced nation

¹ “Game changers” are innovative approaches that have the potential to fundamentally change the country’s growth.



Goal 2: End hunger, achieve food security and improved nutrition, and promote sustainable agriculture

Malaysia has eradicated hunger and greatly reduced malnutrition through sustained efforts to supplement the dietary needs of children from hard-core poor families. To address issues of malnutrition, a number of initiatives have been undertaken by the Ministry of Health (MOH). For example, the Rehabilitation Programme for Malnourished Children has been implemented since 1989 to improve the nutritional status of children aged 6 months to 6 years from hard-core poor families; the programme was later expanded to those from poor and low-income households. These children are given basic food supplies, immunisation, treatment and health education. Other programmes that further complement these efforts include the Community Feeding Programme and the Supplementary Feeding Programme for Pregnant and Lactating Mothers with poor weight gain and anaemia (Full Cream Milk Programme).

Between 1990 and 2014, these efforts resulted in a 90 per cent reduction of under-nutrition cases, based on administrative data (Figure 4). Collaborations with NGOs such as the MyKasih Foundation also have allowed poor families to access food and basic necessities. These efforts, among others, have been key to Malaysia's success in eliminating hunger.

Malaysia also is stepping up efforts to improve self-sufficiency levels (SSL) in food production and preparing for the impacts of climate-related disasters to ensure food security. Sustainable agriculture development is guided by the National Agrofood Policy 2011–2020 and National Commodity Policy 2011–2020. Production of major



agrofood commodities also showed encouraging growth between 2011 and 2016, at an average rate of 3.9 per cent annually. As of 2015, Malaysia achieved SSL targets for paddy, vegetables and fruits, and achieved above 100 per cent SSL for poultry and eggs (Figure 4).

These achievements were made possible from the use of quality seeds, breeds and fries, wider adoption of effective technologies among farmers, and establishment of new large scale food production areas. Malaysia also has been proactive in maintaining genetic diversity and undertaking research in climate-resistant crops and farmed animals. The country adopted a series of certification schemes of good agricultural practices, such as Malaysia Good Agricultural Practices (myGAP), Malaysia Organic (myOrganic), and Malaysia Sustainable Palm Oil (MSPO) certifications, among others, to ensure sustainable production and keep fresh produce safe.



Figure 4: Current Status, Key Success Factors and Remaining Priorities for Goal 2

GOAL 2: END HUNGER, ACHIEVE FOOD SECURITY AND IMPROVED NUTRITION AND PROMOTE SUSTAINABLE AGRICULTURE

CURRENT STATUS

<p>Hunger is largely under control but the double burden of malnutrition* is rising</p>	<p>90% reduction in under-nutrition between 1990 and 2014 based on administrative data</p>	<p>24.9% prevalence of moderate or severe food insecurity (food quantity insufficiency due to financial constraint in past 12 months)</p>
	<p>13.7% prevalence of underweight children below five years of age (2016), with prevalence being higher for boys (14.9%) than girls (12.4%)</p>	<p>47.7% prevalence of overweight and obesity in adult population</p>
	<p>20.7% prevalence of stunted children below five years of age (2016), with prevalence being higher for boys (22.2%) than girls (19.2%)</p>	<p>11.7% prevalence of childhood obesity</p>
	<p>11.5% prevalence of wasting among children below five years of age (2016) with prevalence being higher for boys (13.3%) than girls (9.7%)</p>	
<p>Ensuring food security and promoting sustainable agriculture</p>	<p>3.9% yearly growth in major agrofood commodities between 2011–2016</p>	<p>13,018 accessions of rice conserved at MARDI Penang and 18,554 plant genetic resources conserved by MyGeneBank™</p>
	<p>72.3% self-sufficiency level (SSL) reached for paddy (2015)</p>	<p>205.14 metric tonnes of post-harvest losses for rice, amounting to 7.89% of production or RM246 million (2016)</p>
	<p>56.7% SSL reached for vegetables (2015)</p>	
	<p>80.8% SSL reached for fruits (2015)</p>	
	<p>>100% SSL reached for poultry and eggs (2015)</p>	<p>15,000 metric tonnes of food are wasted per day with 20% being edible food</p>



KEY SUCCESS FACTORS

- Implementing food supplementation programmes for children from poor and low-income households
- Raising productivity and maintaining self-sufficiency in certain food crops
- Establishing a good public healthcare system that also reached rural and remote areas



REMAINING PRIORITIES

- Reaching pockets of remote communities that have food and healthcare needs
- Reducing the incidence of obesity, which is a rising issue
- Ensuring food security in the face of climate change
- Accelerating the adoption of sustainable agricultural practices

* Note: Double burden of malnutrition is characterised by the coexistence of under-nutrition along with overweight and obesity, or diet-related non-communicable diseases, within individuals, households and populations, and across the life course (WHO 2017)





Moving forward, Malaysia is addressing Goal 2's objectives through the Eleventh Malaysia Plan Strategic Thrusts 1, 2 and 6, in addition to the National Plan of Action for Nutrition of Malaysia III 2016-2025 and the National Agrofood Policy.



Tackling New Dimensions of Nutrition

- Enhancing accessibility to quality education and skills training
- Providing quality employment opportunities and entrepreneurial support
- Increasing productivity through adoption of modern technology
- Promoting wealth ownership through investment programmes



Enhancing Food Security

- Improving productivity through intensifying research and development, optimising agricultural land use, reducing post-harvest loss and encouraging smart and precision farming
- Strengthening the food supply chain through empowering agriculture clusters, cooperatives and associations
- Improving support and delivery services through market linkages plans, both domestically and internationally
- Enhancing knowledge and skills of farmers and fisherfolk in modern agricultural practices
- Ensuring food bio-security, bio-safety and standards to improve competitiveness of agrofood products at the international market
- Maintaining gene banks and collaboratively work with international agencies to protect and conserve local breeds and seeds



1 Enhancing
inclusiveness towards
an equitable society



2 Improving
well-being
for all



6 Re-engineering
economic growth for
greater prosperity

Goal 3: Ensure healthy lives and promote well-being for all at all ages



Malaysia has made great strides in providing quality healthcare for its people since the 1960s. An efficient and nationwide system of healthcare exists, comprising a comprehensive public sector system and complemented by an active private healthcare system. A universal healthcare system, from primary care to tertiary treatments, is available; basic healthcare reaches even remote settlements through “flying doctor” services. Strong collaboration with non-Government partners also has complemented national responses to communicable and non-communicable diseases. Consequently, Malaysia’s health indicators are almost at par with levels of developed countries (Figure 5).

As of 2016, Malaysia continues to show progress in healthcare: Maternal and child health indicators show low rates in maternal and child mortality, high immunisation

rates and more than 99 per cent of births handled by skilled healthcare workers. Adolescent birth rates declined more than half between 1991 and 2015. Communicable diseases are also under control, with sustained efforts resulting in drastic declines in malaria incidence and new HIV infections, as well as stabilisation of HIV-related deaths. Although tuberculosis (TB) showed an increasing trend between 2010 and 2014, preventive and curative efforts have resulted in a decline of TB incidence rates to 79.45 per 100,000 population in 2015. With these good health achievements, Malaysia will be moving on to tackle “second-tier” health issues of non-communicable diseases; improved sexual and reproductive health and family health; better delivery of healthcare services to vulnerable groups such as the poor, those with disabilities and the elderly; and enhanced healthcare financing.





3 GOOD HEALTH AND WELL-BEING



Figure 5: Current Status, Key Success Factors and Remaining Priorities for Goal 3

GOAL 3: ENSURE HEALTHY LIVES AND PROMOTE WELL-BEING FOR ALL AT ALL AGES

CURRENT STATUS

Maternal and child health indicators are looking positive	23.8 per 100,000 live births (LB) in maternal mortality rate (2015)	99.4% births are handled by skilled health personnel (2015)
	8.4 per 1,000 LB in under five mortality rate (2015)	>90% immunisation coverage of BCG, MMR, DPT/Hib, polio and hepatitis (2014)
	12 per 1,000 girls in adolescent birth rate (2015) compared to 28 per 1,000 girls in 1991	
Communicable diseases are under control with sustained efforts	7.6 per 100,000 population in malaria incidence rate (2015) compared to 54.6 per 1,000 in 2000	50% decline in new HIV cases from 22 (2000) to 10.9 per 100,000 uninfected population (2015)
	79.45 per 100,000 population in tuberculosis incidence rates (2015), showing a decline compared to the increasing trends observed between 2010–2014	328 per 100,000 population in dengue incidence rates (2016), showing a slight decline despite rates doubling between 2009–2014
Non-communicable diseases and their risk factors are being recognised and addressed	73% of total deaths are caused by non-communicable diseases (2014) while injuries are within top 10 causes of hospitalisation and deaths	33.5% prevalence physical inactivity in adults (2015)
	29% prevalence of mental health issues (2015)	47.7% prevalence of overweight and obesity amongst adults (2015)
	7.7% prevalence of alcohol consumption with 59.4% of current alcohol users having harmful use of alcohol (binge drinking), while 43% of Malaysian men smoke; both increase risks to NCD (2015)	Double burden of malnutrition with rising prevalence of childhood obesity to 11.7% while prevalence of stunting is 17.7%, under-weight is 12.4% and wasting is 8.0% amongst children under-5 (2015)

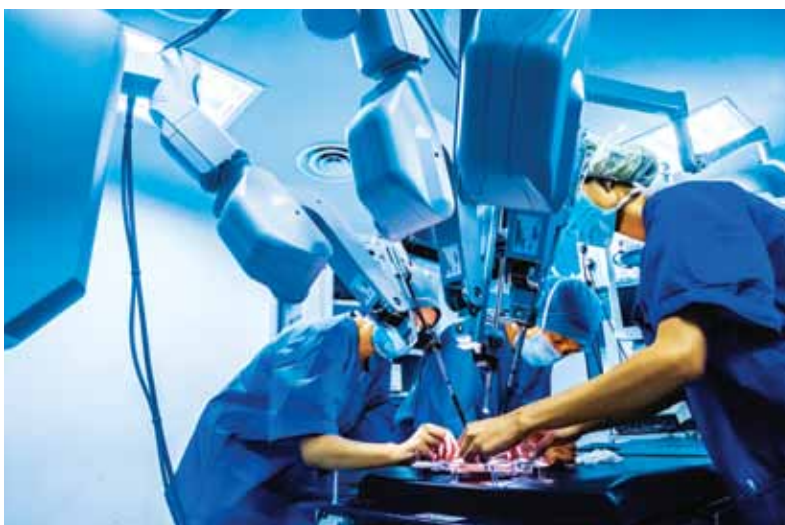




Figure 5: Current Status, Key Success Factors and Remaining Priorities for Goal 3 (continued)

GOAL 3: ENSURE HEALTHY LIVES AND PROMOTE WELL-BEING FOR ALL AT ALL AGES

CURRENT STATUS

<p>Sexual reproductive health (SRH), family health and health of elderly are being looked into</p>	<p><60% of adolescents had basic knowledge of sexual reproductive organs and ~4.8% have engaged in sexual intercourse (MRFSS, 2014)</p> <p>69% of youth surveyed felt they had insufficient information about SRH (Durex Malaysia, 2016)</p> <p>300,000 adolescents and parents reached through the National Reproductive Health Education policy and action plan (PEKERTI)</p>	<p>52.2% contraceptive prevalence rate among married women (low level) yet total fertility rates continue to reduce to replacement level</p> <p>7.33 scored for Family Well-being Index (out of 10) with the domain on family, role of religion and spiritual practice scoring highest (8.04) while housing and environment scored lowest (6.83)</p> <p>15% of the population will be aged above 60 by 2030 compared to 9.1% in 2015</p>
<p>Efforts to enhance various aspects of the health system are on-going</p>	<p>4.1% of GDP is the current healthcare expenditure</p> <p>95% of public health service is subsidised but total out-of-pocket expenditure for health is 39% (2015)</p>	<p>Pockets of vulnerable groups face challenges in accessing basic health services due to geographical location, social stigmas, discrimination, work arrangements, legal identity and other circumstances</p>



KEY SUCCESS FACTORS

- A nationwide healthcare system that reaches rural areas and remote communities
- Adequate public and private investments in healthcare to cater to rising demand
- Coexistence of a strong private healthcare system relieved pressure on the public system
- Comprehensive healthcare to include communicable diseases, non-communicable diseases, sexual and reproductive health, and improved overall quality of healthcare
- Partnership with NGOs to serve specialised needs (e.g., HIV/AIDS, elderly, persons with disabilities)
- Encouragement to the public to stay healthy, promoting a healthy lifestyle



REMAINING PRIORITIES

- Reaching the pockets of communities that have health needs
- Promoting a healthy lifestyle for Malaysians
- Addressing health financing
- Achieving cost-effective healthcare system





Moving forward, Malaysia is implementing Goal 3's objectives through the Eleventh Malaysia Plan Strategic Thrust 2, in addition to a series of sectoral plans such as the National Strategic Plan for Non-Communicable Diseases.



Understanding Vulnerable and Unreached Population

- Conducting baseline studies and establishing monitoring mechanisms through inter-agency collaboration
- Intensifying collaboration with local organisations for better outreach



Refocusing on Preventive Approach by Leveraging Collaborative Effort

- Intensifying collaboration with relevant stakeholders
- Supporting community and enhancing private sector participation



Exploring Health Financing Solutions

- Developing alternative financing options
- Enhancing universal health coverage to improve social protection



Implementing Fully Existing Plans and Policies

- Expediting implementation of sectoral plans to achieve better health outcomes
- Enhancing frontline staff capabilities to handle cross-cutting issues
- Engaging in cross-agency and multi-stakeholder discussions



2 Improving
well-being
for all

Goal 5: Achieve gender equality and empower all women and girls

Malaysia has made notable progress on gender equality and women's empowerment. Under the Federal Constitution, the supreme law of Malaysia, Article 8(2) was amended in 2001 to prohibit gender discrimination. The National Policy on Women 1989 and the Plan of Action for the Advancement of Women 2010-2015 have resulted in more coherent and focused programmes to integrate women in development and further elevate their status in society. Malaysia also has ratified several international agreements that demonstrate the nation's commitment in ensuring that the rights of women and girls are addressed (Figure 6). The Sexual Offences Against Children Act 2017 also has been recently passed to protect children from harmful practices.

Notably, the Ministry of Women, Family and Community Development, with its agencies and partners such as the TalentCorp, have also focused on strengthening the family institution by creating a more conducive working environment and increasing the number of women in decision-making positions. Various measures have been taken to encourage women to return to the workforce, including career comeback programmes, grants for establishing child care centres at workplaces, increasing maternity leave and making flexible work arrangements.

Based on the outcomes, Malaysia thus has made significant progress in terms of gender equality (Figure 6). Life expectancy for women is longer than that for men, while gender parity has been achieved in education since early 1990s. In 2015, female student enrolment in public higher education reached 62 per cent, and has exceeded 60 per cent since 2003. The female labour force participation rate also shows an upward trend towards achieving the target of 59 per cent by 2020.



As highlighted above, the poverty rate among female-headed households also stands at below 1 per cent.

Further, Malaysia has achieved the 30 per cent target of women in decision-making roles in the public sector and is progressing towards the target for the private sector. Ongoing initiatives to increase women's representation on boards of directors in the private sector include special programmes for women directors and a registry of women directors who have been groomed for board of director roles in publicly listed companies. In addition, the 30% Club, launched in 2015, is a group of chairpersons and business leaders who are committed to bring more women onto Malaysian corporate boards.





Figure 6: Current Status, Key Success Factors and Remaining Priorities for Goal 5

GOAL 5: ACHIEVE GENDER EQUALITY AND EMPOWER ALL WOMEN AND GIRLS

CURRENT STATUS

<p>Economic participation of women has improved</p>	<p>54.1% 0.8%</p>	<p>female labour force participation rate (2015) compared to 46.4% in 2009</p> <p>poverty rate in female-headed households, compared to 0.6% in male-headed households (2014)</p>	<p>Gender parity has been achieved at all levels of education (2015)</p> <p>12.9% female engaged in the informal sector compared to 7.8% of male (2013)</p>
<p>Proportion of women in leadership roles can be further improved</p>	<p>37.1% 12.1%</p>	<p>of top management positions in the public service are held by women</p> <p>of boards of directors amongst public companies of Malaysia are held by women (2016)</p>	<p>35% of listed companies offering some form of flexible-working arrangements</p> <p>11.3% women representation in parliament (2015)</p>
<p>Protection of women and children is a key concern for Malaysia</p>	<p>Ratified several international agreements: Convention on the Elimination of All Forms of Discrimination Against Women (CEDAW), the Cairo Programme of Action 1994, the Beijing Platform for Action 1995, Convention on the Rights of Persons with Disabilities (CRPD), Convention on the Rights of the Child (CRC), the CRC Optional Protocol on the Sale of Children, Child Prostitution and Child Pornography, the CRC Optional Protocol on the Involvement of Children in Armed Conflict, and the Vienna Plan of Action on Human Rights</p>		<p>The Sexual Offences Against Children Act 2017 was passed. The Child Act (Amendment) 2016 has included the establishment of a registry of convicted perpetrators</p>



KEY SUCCESS FACTORS

- Creating opportunities for women to work, re-enter the labour force, secure top positions
- Legislating anti-discrimination, especially to eliminate gender bias at the workplace, and to criminalise sexual crimes and violence against women
- Partnering with NGOs that advocate for gender equality and women’s empowerment



REMAINING PRIORITIES

- Ensuring gender empowerment
- Reducing all forms of gender discrimination
- Reducing gender-based violence



Moving forward, Malaysia is addressing this goal through the Eleventh Malaysia Plan Strategic Thrusts 1 and 3 and the “game changer” of “Uplifting B40 households towards a middle class society”. This has been further complemented by the National Policy on Women 1989 and Plan of Action for the Advancement of Women 2010–2015.



Tackling Gender-based Violence

- Raising awareness of women and girls on their rights to protection against violence
- Reviewing of regulations to improve protection against gender based violence
- Gathering baseline data on sexual and gender-based violence



Removing Discriminatory Practices

- Enhancing the role of women in development
- Promoting work-life balance by providing support such as early child care and flexible working arrangements
- Strengthening the family institution by emphasising the importance of role sharing



Gender Mainstreaming

- Enhancing gender mainstreaming in Government programmes
- Increasing accessibility to quality early childcare and childhood education



Prioritising Gender Data Collection

- Developing disaggregated data collection systems and publications



1 Enhancing inclusiveness towards an equitable society



3 Accelerating human capital development for an advanced nation





Goal 9: Build resilient infrastructure, promote inclusive and sustainable industrialization, and foster innovation

Malaysia has prioritised infrastructure development to accelerate economic growth, connectivity, mobility and well-being of the people. The scope of infrastructure investments has ranged from transportation to power, water and sanitation, drainage and irrigation, communications, and cities and urban settlements (Figure 7). A good and integrated infrastructure network has been a key factor to attract foreign direct investment to Malaysia, and has driven economic transformation since the 1970s. Between 2010 and 2015 alone, Malaysia's road network increased 58 per cent, providing accessibility, mobility and connectivity that accelerated the growth of cities as well as urban and rural areas. On trade and logistics, two of Malaysia's major ports, Port of Tanjung Pelepas and Port Klang, were listed among the world's Top 20 container ports; since 2010, cargo and container volume in the country grew 23 per cent. In line with rising demand in the energy sector, the construction of the Pengerang Integrated Petroleum Complex (PIPC) in 2012 is expected to ensure the security and sustainability of the energy supply. Digital access also was increased, through both broadband infrastructure expansion and initiatives to ensure affordability. With all this infrastructure in place, Malaysia again is geared towards becoming a developed nation by 2020.

The transition of the manufacturing industry from low-value assembly operations into innovative, knowledge-intensive and high-value added activities has provided growth impetus, creating higher-paying jobs and employment opportunities. Investment in the manufacturing industry amounted to RM159.1 billion between 2011 and 2014, which provided an estimated 348,000 new job opportunities, mainly in the managerial,



technical, supervisory and skilled categories. SMEs, including micro-enterprises, contributed to about 35 per cent of GDP and 59 per cent of the total employment of 14 million people in 2015.

Sustainable economic growth, meanwhile, has been underpinned by an enhanced innovative ecosystem and improved institutional support, including a strengthened role for intermediaries such as SIRIM-Fraunhofer, Public Private Research Network (PPRN), and Steinbeis programmes, which intertwine theory and practice, all of which promotes collaboration among industry, academia and Government in research, development, commercialisation and innovation. In turn, Malaysia was ranked 35th out of 128 countries in the Global Innovation Index 2016 and classified as an "innovation achiever" for 2011-2014. Further, innovation has been promoted at grassroots level, using a bottom-up approach to produce innovative, inclusive and sustainable solutions and products to cater to local communities' needs.



Figure 7: Current Status, Key Success Factors and Remaining Priorities for Goal 9

GOAL 9: BUILD RESILIENT INFRASTRUCTURE, PROMOTE INCLUSIVE AND SUSTAINABLE INDUSTRIALIZATION AND FOSTER INNOVATION

CURRENT STATUS

Infrastructure development	<p>58% growth in road network since 2010. Total length of federal & state roads was 216,837km, improving connectivity nationwide (2015)</p> <p>23% growth in cargo and container volume since 2010 to 0.57 billion in 2015; two national ports, Port of Tanjung Pelepas and Port Klang are in the world's Top 20 container ports</p>	<p>81.5% national broadband penetration (2016), up from 55.6% in 2010</p> <p>91.2% broadband coverage of populated areas (2016)</p> <p>95.5% of the population was served with clean and treated water supply (2015)</p>
Innovation as an economic driver	<p>35 ranking out of 128 countries on the Global Innovation Index (2016)</p> <p>1.26% Gross Expenditure on R&D (GERD); share of R&D expenditure by business enterprises is 45.7% (2014)</p> <p>97.3% SMEs representation in total business establishments (2010)</p> <p>60.7 ratio of researchers per 10,000 labour force (2014), an increase from 57.5 in 2012</p>	<p>82 Ministry of Science, Technology and Innovation Social Innovation Projects to promote grassroots innovation benefiting local communities (2016). Social needs were met through projects, services, capacity building in skills or innovative products by using existing sustainable technology</p> <ul style="list-style-type: none"> Malaysia is nurturing and growing digital entrepreneurs and start-ups that create cutting-edge technologies. Grassroots innovation movements are actively promoted
Quality of economic growth	<ul style="list-style-type: none"> MyCarbon pilot programme, where industries and private sector voluntarily report their greenhouse gas emissions and mitigation actions 	<ul style="list-style-type: none"> National eCommerce Strategic Roadmap aims to double the eCommerce contribution to GDP through an increase of ICT and eCommerce adopted by SMEs



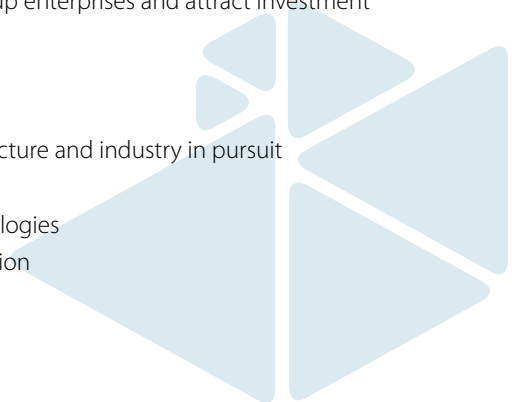
KEY SUCCESS FACTORS

- Investing in economic and social infrastructure to attract private investment and generate economic growth
- Focusing infrastructure investment on meeting demand and improving connectivity
- Transforming industry and expanding trade opportunities
- Developing an innovative ecosystem to support new start-ups, scale up enterprises and attract investment
- Underscoring strong public-private partnerships



REMAINING PRIORITIES

- Embedding elements of sustainability in the development of infrastructure and industry in pursuit of green growth (Box 5)
- Gearing up for the "Industrial Revolution 4.0" and cutting-edge technologies
- Strengthening human capital development for economic transformation
- Promoting sustainable consumption and production (Box 6)





Moving forward, Malaysia is implementing the Eleventh Malaysia Plan Strategic Thrusts 3, 4, 5 and 6 as well as “game changers” on “Translating Innovation to Wealth” and “Embarking on Green Growth” (Box 5). Complementary policies to support this Goal include the National Policy on Science, Technology and Innovation 2013–2020, the Strategic Information and Communications Technology Roadmap and the National e-Commerce Strategic Roadmap.



Building Sustainable and Resilient Infrastructure

- Enhancing connectivity and seamless integration across transport modes and regions
- Improving safety, efficiency and service levels of transport operations
- Unleashing growth of logistics and enhancing trade facilitation
- Improving coverage, quality and affordability of digital infrastructure



Unlocking Productivity and New Growth Potentials

- Enhancing productivity through adoption of new technology, automation and cyber-physical systems to gear up for “Industrial Revolution 4.0”
- Increasing digitalisation and e-commerce adoption among SMEs
- Energising manufacturing sector towards high-value-added, complex and diverse products
- Adopting sustainable consumption and production practices in industries



Strengthening Innovation Ecosystems

- Enhancing demand-driven research and promoting collaboration among companies, researchers and academia
- Promoting social enterprise and grassroots innovation among SMEs and communities



3 Accelerating human capital development for an advanced nation



4 Pursuing green growth for sustainability and resilience



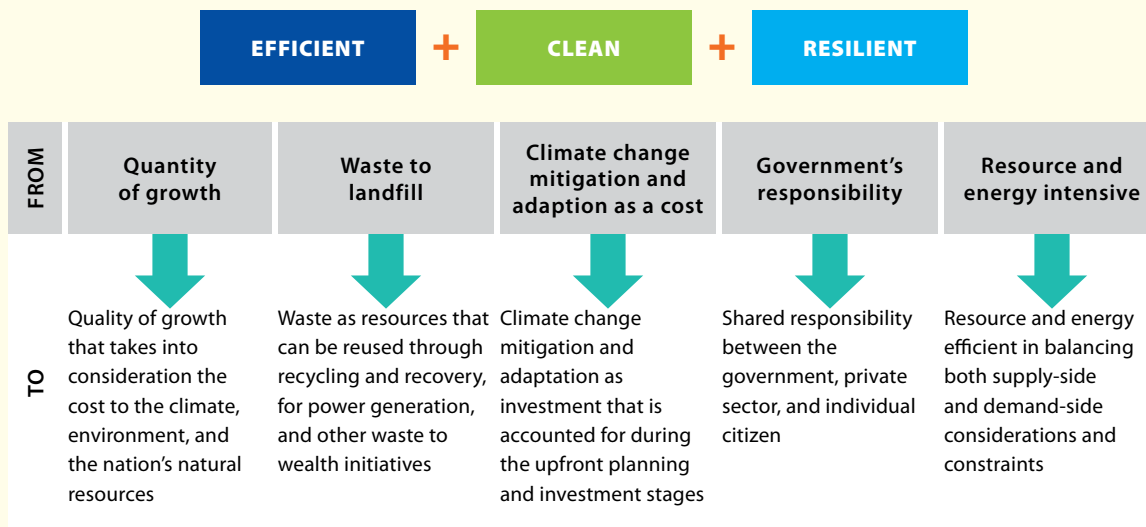
5 Strengthening infrastructure to support economic expansion



6 Re-engineering economic growth for greater prosperity

Box 5: Green Growth as a Strategic Thrust for Development under the 11MP

"Growth that is efficient in its use of natural resources, clean in that it minimises pollution and environmental impacts, and resilient in that it accounts for natural hazards and the role of environmental management and natural capital in preventing physical disasters." (World Bank)



Why is green growth important for Malaysia?

Malaysia, like many countries across the world, is grappling with the challenge of balancing a growing population and demand, with a natural environment that is increasingly under stress. In a global context of increasing intensity and frequency and extreme weather events, adopting green growth has now become an imperative for Malaysia. It represents Malaysia's commitment to renew and, indeed, increase its commitment to the environment and long-term sustainability.

What will success look like?

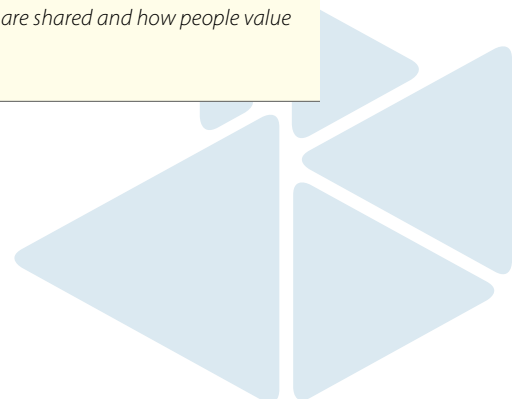
- A successful implementation of green growth will ensure:
- Detrimental impact of socio-economic activity on environmental systems is reduced;
 - Natural capital, including forested areas, biodiversity

and water resources as well as its ecosystems is valued and sustainably managed;

- Development gains are protected, thus ensuring well-being of people across generations; and
- Energy use is efficient and renewable energy is widely used.

How will this be achieved?

Achieving these aspirations requires a fundamental shift away from a 'grow first, clean up later' development model towards one that views resilient, low carbon, resource efficient and socially inclusive development as an upfront investment that will yield further gains over multiple generations to come. This requires fundamental changes across every major dimension including how policy is determined, how institutions are regulated, how responsibilities are shared and how people value their environment.





Box 6: Sustainable Consumption and Production

Sustainable consumption and production (SCP) was introduced into the 11MP as a key approach to achieve green growth and address environmental sustainability. The SCP specifies measures and priority areas needed for this achievement, and to ensure more coordinated, effective SCP implementation in Malaysia. The SCP focuses on several priority areas, namely, the public sector, private households and industries, as well as building, housing, food, tourism and transport.

Key SCP Initiatives in Malaysia

- **Government Green Procurement (GGP):** This focuses on Government purchases of environmentally-friendly products and services to spur demand for green industries. The GGP is intended to create demand for green products and services, encouraging industries to raise both the standards and quality of their products in order to meet green requirements. GGP guidelines have been adopted in stages since early 2014 and made mandatory at federal level in 2017. By the end of 2016, Government procurement of green products and services stood at RM429million.
- **SCP in Education:** Integrating SCP in the formal education syllabus to inculcate a sustainable lifestyle among students has become increasingly important. The Ministry of Education (MOE) has aligned the SCP curriculum with the national education curriculum and has developed a guidebook for teachers on global sustainability, which includes SCP.
- **Recycling rate for solid waste:** By 2020, the recycling rate is intended to rise to 22 per cent from 17.5 per cent in 2016.



- **Tourism:** The National Ecotourism Plan 2016–2025 provides a general framework for developing the country's ecotourism potential.
- **Transport:** The Government is formulating a National Transport Policy, with an emphasis on low-carbon mobility.
- **Built environment:** The Malaysian Carbon Reduction and Environmental Sustainability Tool (MyCREST) was adopted in 2016 to quantify carbon emissions and sustainable impacts of the built environment.
- Malaysia is currently formulating the Malaysia SCP Blueprint, which will provide a comprehensive framework for the implementation and assessment of SCP in priority areas.

Goal 14: Conserve and sustainably use the oceans, seas and marine resources for sustainable development

Malaysia has introduced policies and measures to sustainably manage marine and coastal areas, including the National Coastal Zone Physical Plan (NPP-CZ) and the Coral Triangle Initiative Malaysia National Plan of Action (CTI-NPOA). The NPP-CZ was formulated to establish a strategic spatial framework that ensures a productive, safe and biologically diverse coastal zone for the benefit of present and future generations. The CTI-NPOA, meanwhile, is Malaysia's plan of action as a member of a multilateral partnership of six countries² since 2009 aimed at addressing urgent threats faced by the marine ecosystem, ensuring food security and protecting the livelihoods of coastal communities in the region.

As of 2016, Malaysia has established 63 marine protected areas covering 16,492.92 km², or 3.36 per cent of the coastal and marine areas. Development in the protected areas is guided by their own management plans, covering the conservation and rehabilitation of the resources as well as the provision of alternative livelihoods for local communities. Emphasis also is given to maintaining the health and resilience of marine ecosystems through the establishment of permanent monitoring stations to monitor marine water quality and coral reef health. Likewise, initiatives have been taken to restore and rehabilitate areas at risk of degradation and to overcome the loss of marine habitats, especially within marine protected areas.

Critically, the Environmental Impact Assessment (EIA) is a key measure to control landbased pollution and protect



marine and coastal ecosystems. A successful Mangrove Planting Programme was initiated in 2005 to mitigate pollution caused by solid waste disposal, as well as to protect against tsunamis and enrich coastal and marine biodiversity. In addition, an extensive network of marine monitoring stations has been established across the country to monitor marine water quality. Malaysia also is well-prepared to manage any potential oil spill in its waters, guided by the National Oil Spill Contingency Plan.

Various programmes are being implemented to ensure sustainable fisheries and aquaculture activities in the country, including enforcing zoning regulations for fishing areas and promoting good aquaculture practices through certification schemes (Figure 8). Illegal fishing practices, overfishing and harmful fishing practices are mitigated through the National Action Plan of Management of Fishing Capacity and the National Plan of Action to Prevent, Deter and Eliminate Illegal, Unreported and Unregulated (IUU) Fishing.

² The six member countries of the Coral Triangle Initiative - Coral Reef, Fisheries and Food Security are Indonesia, Philippines, Timor-Leste, Papua New Guinea, Solomon Islands and Malaysia.

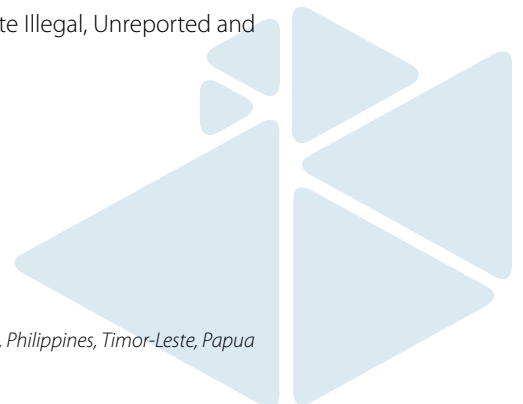




Figure 8: Current Status, Key Success Factors and Remaining Priorities for Goal 14

GOAL 14: CONSERVE AND SUSTAINABLY USE THE OCEANS, SEAS AND MARINE RESOURCES FOR SUSTAINABLE DEVELOPMENT

CURRENT STATUS

Marine protected areas have increased	<p>3.36% marine protected areas (2015), an increase from 1.05% in 2013</p> <p>63 marine protected areas as a network of 16,492.92 square kilometres that provides protection to marine ecosystems throughout Malaysia</p>	<p>8,987 square kilometers of Tun Mustapha Park (TMP) in Sabah gazetted in 2016. TMP is the largest marine park and the first multiple-use park in the country and involves local communities in its protection and management</p>
Efforts to enhance management of marine and coastal ecosystems are ongoing	<p>2,711 hectares of mangroves planted from 2005 to 2016 during Mangrove Planting Programme</p> <p>53.82% live coral cover in Peninsular Malaysia (2016)</p> <p>The Government has an extensive network of marine monitoring stations comprising 151 coastal, 76 estuary and 90 island stations that provide data on the state of marine water quality</p>	<p>National Coastal Erosion Study in 2016 to identify critical erosion areas and the effects of erosion on economic and social activities</p> <p>The National Coastal Zone Physical Plan has been implemented</p> <p>State governments have implemented 'No Plastic Bag' campaigns to reduce pollution</p>
Sustainable fisheries and aquaculture are being encouraged	<p>The use of trawl nets was prohibited in Zone B (8–15 nautical miles) fishing areas</p> <p>Ecosystem Approach to Fisheries Management (EAFM) to improve income, livelihoods and food security in coastal communities through new sustainable coastal fisheries and poverty reduction initiatives by 2020</p>	<p>Good Agriculture Practice (MyGAP) certification to promote sustainable aquaculture practices with the introduction of a new standard, the MS 2467:2012 Code of Practices for Seaweed Cultivation and MS 1998:2007 – Good Aquaculture Practice (GAqP) – Aquaculture Farm General Guidelines</p>



KEY SUCCESS FACTORS

- Implementing policies and enforcing regulations that support sustainable management of marine and coastal ecosystems
- Partnering with NGOs in advocating sustainable use of marine and coastal resources
- Establishing marine protected areas



REMAINING PRIORITIES

- Achieving holistic marine and coastal management at both federal and state levels
- Strengthening monitoring, surveillance and enforcement capacities
- Enhancing knowledge on marine resources
- Minimising impact of climate change to the marine and coastal ecosystem



Moving forward, Malaysia is implementing this Goal through the Eleventh Malaysia Plan Strategic Thrust 4 and the “game changer” of “Embarking on Green Growth” (Box 5). This is being further supplemented by other sectoral plans and policies such as the National Policy for Biological Diversity 2016–2025.



Strengthening Institutional and Regulatory Frameworks

- Enhancing coordination between federal and state levels through a single platform
- Strengthening legislative and regulatory frameworks by reviewing relevant Acts such as the Environmental Quality Act 1974
- Developing management plans based on an Ecosystems Approach to Fisheries Management (EAFM)
- Building capacity for effective EAFM implementation



Enhancing Monitoring, Surveillance and Enforcement

- Strengthening the monitoring of marine water quality with the establishment of a network of continuous and manual monitoring stations
- Conducting research on Total Maximum Daily Load to determine the threshold of pollution discharged into rivers flowing to the sea
- Strengthening inter-agency cooperation and regional collaboration



Improving Knowledge and Data for Better Decision-making Support Systems

- Developing a geo-spatial database (MyNDOC) with updated fishery stock assessments
- Establishing a data sharing platform among agencies




Mitigating the Impact of Climate Change on Marine and Coastal Ecosystems

- Intensifying scientific research to assess the impact of climate change on marine and coastal ecosystems



4 Pursuing green growth for sustainability and resilience





Goal 15: Protect, restore and promote sustainable use of territorial ecosystems, sustainably manage forests, combat desertification, halt and reverse land degradation and halt biodiversity loss



Malaysia has taken commendable steps to protect its biodiversity with the formulation of various policies and legislation such as the National Policy for Biological Diversity 2016–2025, National Forestry Policy 1978 (Amendment 1992), Second National Mineral Policy 2009, Wildlife Conservation Act 2010 (Act 716), National Parks Act 1980, Biosafety Act 2007 and others. The National Policy for Biological Diversity 2016–2025 provides the framework for continuous conservation, sustainable utilisation and sharing of biodiversity benefits in a fair and equitable manner.

As of 2015, 55.2 per cent of Malaysia's total land area was covered with forests under various forms of protection, fulfilling the pledge at the Earth Summit 1992, in Rio de Janeiro, to ensure at least 50 per cent of land is under forest cover (Figure 9). Various forms of protected forest areas include national and state parks, Ramsar sites, permanent reserve forests, and water catchment areas. Maintaining forests is important because they provide a

range of ecosystem services to sustain life and support important biodiversity, including critically endangered species; at the same time, they minimise, halt and reverse land degradation and biodiversity loss.

To address the issue of forest fragmentation, trans-boundary projects also have been initiated, including the Central Forest Spine in Peninsular Malaysia and the Heart of Borneo, which involves Sabah and Sarawak states. Conservation action plans for iconic species – that is, for tigers, elephants and tapirs – also being undertaken. Further, Malaysia is drawing up a National Red Data List for threatened species and implementing innovative methods to pool resources to combat poaching, illegal wildlife trade and encroachment into protected areas. The National Conservation Trust Fund for Natural Resources (NCTF) also has been established to fund initiatives related to conservation efforts. Most recently, Malaysia has begun developing a resource mobilisation plan to support the National Policy on Biological Diversity.



Figure 9: Current Status, Key Success Factors and Remaining Priorities for Goal 15

GOAL 15: PROTECT, RESTORE AND PROMOTE SUSTAINABLE USE OF TERRESTRIAL ECOSYSTEMS, SUSTAINABLY MANAGE FORESTS, COMBAT DESERTIFICATION, AND HALT AND REVERSE LAND DEGRADATION AND HALT BIODIVERSITY LOSS

CURRENT STATUS

<p>Forest cover has been maintained</p>	<p>12.1% of total land area protected (2015), an increase from 10.76% in 2013</p> <p>940,807 hectares of terrestrial and water bodies presently gazetted in Sarawak</p>	<p>55.2% of total land area remains as natural forest (2015) with a network of protected areas in national and state parks and Ramsar sites. Most are under various forms of protective status e.g. forest reserves</p>
<p>Biodiversity and habitat protection is a priority</p>	<p>6 Forest Management Units in Peninsular Malaysia successfully certified and maintained the Forest Management Certification</p> <p>1,640 ha. covered for forest reforestation project under the 11MP with RM100 million allocated</p> <p>1,236 threatened species in Malaysia as of December 2014 in the Red List</p> <p>A National Red Data List for threatened species being drawn up</p> <p>1 Malaysia Biodiversity Enforcement Operation Network (1MBEON) operating in Taman Negara since 2014</p>	<p>The second National Policy for Biological Diversity (2016–2025) recently has been launched</p> <p>Tapir Conservation Action Plan is being formulated, whilst the existing National Tiger Conservation Action Plan for Malaysia (2008–2020) and Malaysian National Elephant Conservation Action Plan (2013–2022) are being implemented</p> <p>Central Forest Spine covers an area of 18,866 hectares of Permanent Forest Reserves in Peninsular Malaysia; Heart of Borneo covers 20 million hectares</p>




KEY SUCCESS FACTORS

- Increasing the gazetting of terrestrial protected areas
- Implementing sustainable forest management and the Malaysian Timber Certification Scheme
- Enforcing legislation to combat poaching, illegal wildlife trade, encroachment and illegal logging



REMAINING PRIORITIES

- Strengthening institutional and regulatory framework for forest management
- Increasing capacity of related agencies
- Strengthening monitoring, surveillance and enforcement capacities
- Intensifying reforestation efforts nationwide
- Strengthening partnerships with indigenous and local communities





Moving forward, Malaysia is implementing this Goal through the Eleventh Malaysia Plan Strategic Thrust 4 and the “game changer” of “Embarking on Green Growth” (Box 5). This is further supplemented by other sectoral plans and policies such as the National Policy for Biological Diversity 2016–2025.



Improving the Management of Biodiversity and Terrestrial Ecosystems

- Implementing the National Policy on Biological Diversity 2016–2025 including the gazetting of 20 per cent of terrestrial and inland protected areas by 2025
- Implementing the National Tiger Conservation Action Plan for Malaysia 2008–2020 and the Malaysian National Elephant Conservation Action Plan 2013–2022



Strengthening Capacity and Capability

- Enhancing manpower and expert training, namely, in forestry management as well as in wildlife and protected areas management
- Expanding the use of new technology to manage natural assets such as hyperspectral and Unmanned Aerial Vehicles (UAV)
- Strengthening international cooperation and collaboration to curb illegal activities



Leveraging Indigenous and Local communities (ILC) in Management of Natural Resources

- Empowering ILC in reporting of illegal activities
- Increasing the socioeconomic well-being of ILC to decrease dependency on extraction of natural resources
- Empowering ILC to have the right to give or withhold consent to proposed projects that may affect their lands



4 Pursuing green growth
for sustainability
and resilience

Goal 17: Strengthen the means of implementation and revitalise the global partnership for sustainable development

As this VNR illustrates, Malaysia is fast realising its vision of being a developed country by 2020. Moreover, the journey that started when Malaysia was formed has been unique: While Malaysia has benefited from technical assistance as well as grants and loans from multilateral agencies and from development assistance from numerous bilateral partners, it has also shared its development experience with other developing countries, despite still being a developing country itself. This South-South Cooperation has been in place since the early 1980s, through the Malaysian Technical Cooperation Programme.

South-South Cooperation has a long history, and has been important in creating innovative approaches to partnership and international development around the world. Malaysia has been active in South-South Cooperation and has participated in all major South-South mechanisms, including the Non-Aligned Movement, the Group of 77, the South Commission and the Group of Fifteen (a summit-level consultative group of South countries). Malaysia's contributions to South-South Cooperation also have been strengthened through Association of Southeast Asian Nations (ASEAN) efforts. With even greater focus and togetherness, South-South Cooperation now can strongly contribute to areas of importance under the SDGs such as economics, inclusivity and sustainability.

In a further example of strengthened partnerships, ASEAN has completed its first phase of regional integration and is in the second phase of forming the ASEAN Economic Community (AEC), with Malaysia's support. During Malaysia's chairmanship of ASEAN in 2015, the AEC Blueprint 2025 was developed to further deepen



economic integration of the region. The AEC Blueprint will transform ASEAN into a single market and production base, which in turn will form a highly competitive region fully integrated into the global economy.

In terms of trade, Malaysia is a founding member of the World Trade Organisation. The country has signed and implemented seven bilateral Free Trade Agreements (FTAs) – with Turkey (2015), Australia (2012), India (2011), New Zealand (2010), Pakistan (2008), and Japan and Chile (both 2006) – and six regional FTAs as an ASEAN member. Currently, Malaysia is negotiating three more FTAs, namely, the Regional Comprehensive Economic Partnership (RCEP), Malaysia-European Free Trade Area Economic Partnership Agreement (MEEPA) and ASEAN-Hong Kong Free Trade Agreement (AHKFTA). Meanwhile, almost 90 per cent of products requested by Least Developed Countries are already duty free in Malaysia's current tariff structure. In addition, 75 per cent of agricultural products and 64.1 per cent of non-agricultural products have zero-tariff rates.





17 PARTNERSHIPS FOR THE GOALS



Figure 10: Current Status, Key Success Factors and Remaining Priorities for Goal 17

GOAL 17: STRENGTHEN THE MEANS OF IMPLEMENTATION AND REVITALIZE THE GLOBAL PARTNERSHIP FOR SUSTAINABLE DEVELOPMENT

CURRENT STATUS

South-South initiatives	<ul style="list-style-type: none"> Malaysia has shared development experience with other developing countries via: <ul style="list-style-type: none"> The Malaysian Technical Cooperation Programme (MTCP) Collaboration with development partners such as the Japan International Cooperation Agency (JICA), the Islamic Development Bank (IDB), the Colombo Plan and the German International Cooperation Agency (GIZ) <p>31,000 participants from 142 countries have participated in MTCP as of 2016</p>	
Trade and market opportunities	<p>63.9% of GDP made up of exports at RM785.9 billion (2016) compared to 77.8% to GDP in 2010</p> <p>1.2% of total world merchandise exports are from Malaysia, making the country the 23rd biggest merchandise exporter (2015)</p> <p>90% of products requested by Least Developed Countries (LDC) are duty free in Malaysia's current tariff structure based on Duty Free Quota Free to LDCs</p>	<p>75% of Agricultural products and 64.1% of Non-Agricultural products of Malaysia's Most-Favoured Nation tariff rates are already zero</p> <p>7 bilateral Free Trade Agreements (FTA) signed and implemented. Currently negotiating 3 FTAs namely Regional Comprehensive Economic Partnership (RCEP), Malaysia-European Free Trade Area Economic Partnership Agreement (MEEPA) and ASEAN-Hong Kong Free Trade Agreement (AHKFTA)</p>
ASEAN Cooperation	<ul style="list-style-type: none"> During Malaysia's chairmanship of ASEAN in 2015, the ASEAN Leaders signed the '2015 Kuala Lumpur Declaration on the Establishment of the ASEAN Community and Declaration on ASEAN 2025: Forging Ahead Together.' The AEC Blueprint 2025 has made ASEAN one of the most attractive locations for foreign direct investment Malaysia continues to implement the Strategic Action Plan for SME Development 2016–2025 and be involved in trade facilitation initiatives that will need to be fully operationalised. These initiatives include the ASEAN-Wide Self-Certification Scheme; the ASEAN Trade Repository; the full implementation of the ASEAN Single Window (ASW); the ASEAN Solutions for Investments, Services and Trade (ASSIST); the ASEAN Tariff Finder; the ASEAN Customs Transit System (ACTS); and the harmonisation of standards and technical regulations in ASEAN 	



KEY SUCCESS FACTORS

- Developing a South-South strategy that aims to create economic opportunities
- Sharing development experience with other countries through the Malaysian Technical Cooperation Programme and tripartite cooperation
- Engaging in partnerships with other countries at all levels on issues of common interest
- Practicing a "prosper thy neighbour" approach for mutual benefits



REMAINING PRIORITIES

- Achieving inclusive development at regional and international levels through partnerships
- Pursuing closer trade networks
- Continuing to promote and maintain global peace and security



Moving forward, Malaysia is addressing this goal through the Eleventh Malaysia Plan Strategic Thrust 6 in addition to its foreign and trade policies



Promoting Global Prosperity through Partnerships

- Continuing the sharing of Malaysia's development experience
- Continuing to support global development agendas
- Exploring new forms of cooperation and continuing to work with global partners
- Collaborating with regional and global alliances on trade facilitation
- Cooperating with concerned countries to combat terrorism



6 Re-engineering economic growth for greater prosperity

Reflections on lessons learned and emerging trends

In retrospect, Malaysia has risen from the ranks of a low-income economy in the 1970s to a high-middle-income economy today by **emphasising the fundamentals for the economy and social development**. From actively eradicating poverty to investing in education and supplying basic health facilities, water, electricity, improved sanitation and transportation, while also creating job opportunities, Malaysia has boosted development outcomes for all segments of society.

Against the backdrop of **political stability**, Malaysia attracted foreign direct investment to accelerate economic development. **Maintaining friendly foreign**

policies, Malaysia became a neutral voice of reason in the global community and inspired other developing nations to pursue better development outcomes in a peaceful manner. Rich natural resources **further enabled the nation to develop through prudent macroeconomic policies**. Most importantly, having the **foresight to identify and act on emerging trends** enabled the nation to transform the economy from agriculture-based to manufacturing- and services-based rapidly, in just 50 years. Thus, Malaysia has been pragmatic while also having a clear vision of its development ambitions.

While achievements have been real and substantial, it is pertinent to reflect on key lessons learned in anticipation of moving forward, as shown in Figure 11.

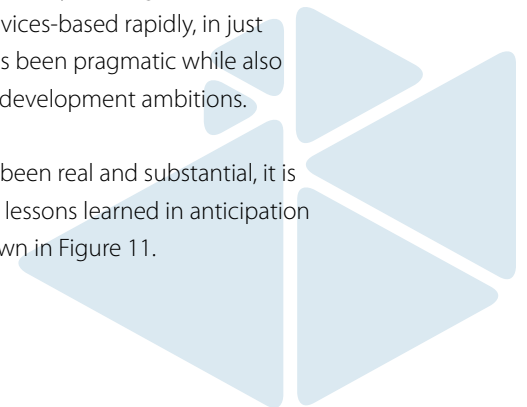




Figure 11: Lessons Learned from Malaysia's Development Journey

LESSONS LEARNED	
<p>COMPLEX AND CROSS-CUTTING ISSUES</p> <p><i>With basic development needs mostly addressed, the complexity of development has increased and its nature has become increasingly cross-cutting. The challenge therefore lies in breaking down the operational culture of working in "silos", based on legal or defined jurisdictions. Responsive, flexible and collaborative systems and new work cultures are needed to move forward</i></p>	<p>IMPLEMENTATION AND INNOVATION</p> <p><i>Local capacity to implement is critical for development while empowering and up-skilling capacities needs much more work at local levels. Investing in people, creativity and innovation to develop a nation capable of riding through the challenges of the future are also a remaining challenge to build in resilience and sustainability.</i></p>
<p>GROWING DEMAND FOR PUBLIC PARTICIPATION AND SOCIAL TRUST</p> <p><i>The demand for public participation and social trust is growing but there is need for mechanisms to positively harness public contribution and manage expectations against actual development. Empowerment and engagement must be meaningful for the people in order to gain their trust and enhance the level of ownership of development, and to reduce their dependency on the Government</i></p>	<p>MONITORING AND EVALUATION NEEDS</p> <p><i>Assessments for baseline situations are lacking in several aspects and in many instances, the development of tools and mechanisms for monitoring and evaluation is still needed. Yet, there is need to balance the costs and benefits of monitoring every single indicator, especially with the 244 SDG indicators proposed. The challenge lies in framing the indicators right and measuring what is useful to help Malaysia pursue development that is sustainable, resilient and inclusive in the true spirit of the SDGs.</i></p>

ENABLING ENVIRONMENT



Structures and processes to support SDG implementation in Malaysia

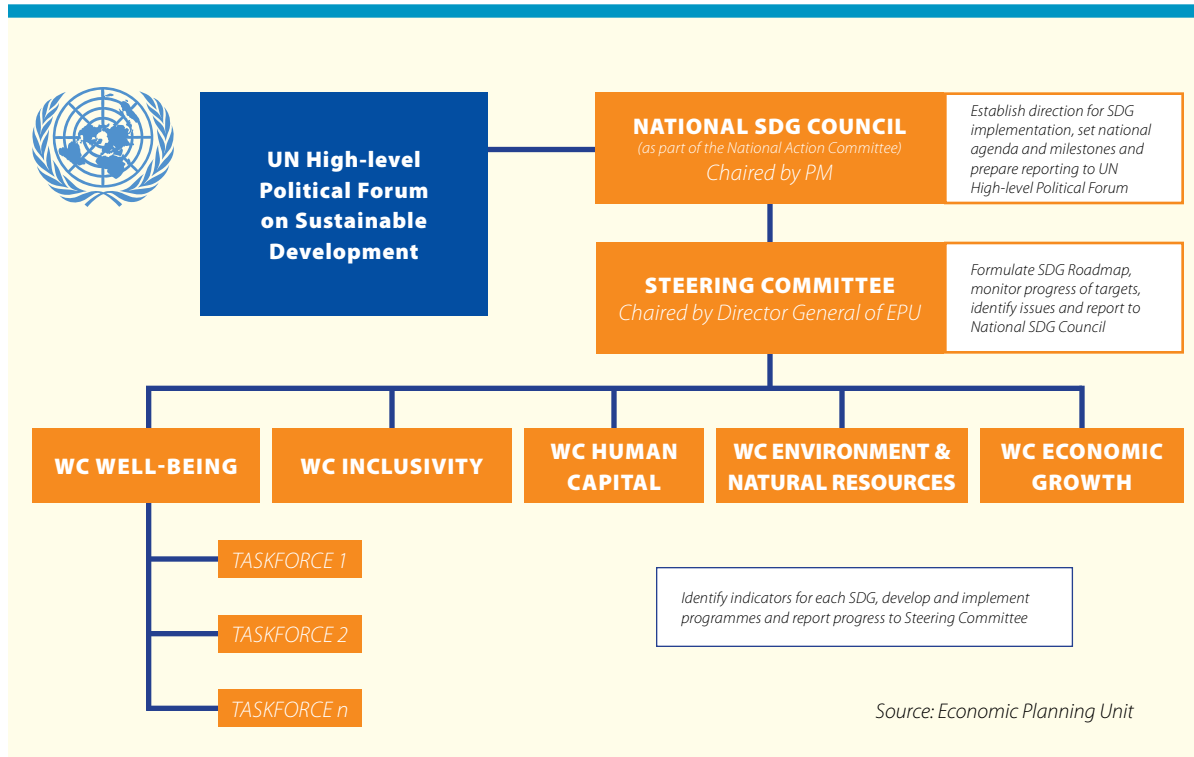
Malaysia has been proactive in accelerating the adoption of the 2030 Agenda and SDGs nationally. This chapter describes the progress made to create an enabling environment for SDG implementation, which includes the governance structure and other efforts to incorporate the SDGs into national development and statistical frameworks



Figure 12: SDG Preparations in Malaysia



Figure 13: SDG Governance Structure in Malaysia



Institutional mechanisms for SDG implementation

At the apex of the SDG governance structure is the National SDG Council, chaired by the Prime Minister of Malaysia. This Council plans and monitors the SDG implementation. The Council is supported by a National Steering Committee (NSC), chaired by the Director General of the EPU, as illustrated in Figure 13. The National SDG Council reports to the UN via the High-level Political Forum.

The NSC consists of five SDG Cluster Working Committees (CWCs), under which are Task Forces for each of the Goals. The five CWCs and their respective SDGs are shown in Figure 14. The CWCs are tasked

with identifying indicators for each SDG, as well as with developing and implementing programmes and reporting progress to the NSC. Each CWC is led by a Section Head in EPU and includes representatives of Government Ministries/agencies, civil society, the private sector, academics, United Nations agencies and youth representatives. In this regard, the central agency, EPU, has an overall view and is able to monitor implementation. Critically, the inclusive and participatory approach used in this governance structure is in line with the 11MP, which focuses on a paradigm shift towards more participatory government by citizens, including NGOs/CSOs, as partners in service design and delivery. Greater engagement of NGOs/CSOs thus is envisaged.

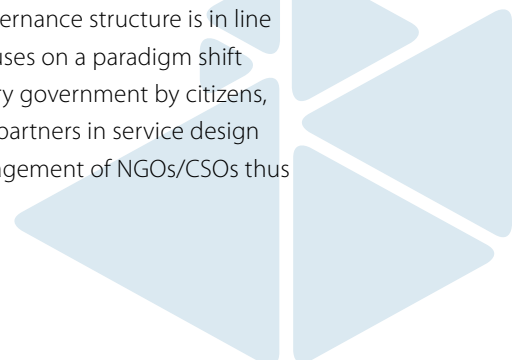




Figure 14: Cluster Working Committees

CLUSTER WORKING COMMITTEES				
Working Committee INCLUSIVITY	Working Committee WELL-BEING	Working Committee HUMAN CAPITAL	Working Committee ENVIRONMENT & NATURAL RESOURCES	Working Committee ECONOMIC GROWTH
Goal 1: No Poverty Goal 2: Zero Hunger Goal 5: Gender Equality Goal 10: Reduced Inequality	Goal 3: Good Health & Well-being Goal 11: Sustainable Cities & Communities Goal 16: Peace, Justice & Strong Institutions	Goal 4: Quality Education	Goal 6: Clean Water & Sanitation Goal 7: Affordable & Clean Energy Goal 12: Responsible Consumption & Production Goal 13: Climate Action Goal 14: Life Below Water Goal 15: Life on Land	Goal 8: Decent Work & Economic Growth Goal 9: Industry, Innovation & Infrastructure Goal 17: Partnerships for the Goals



Phasing SDG implementation

Taking a pragmatic approach, Malaysia is implementing the SDGs in three phases, coinciding with the five-year Malaysia Plan periods, and thus incorporating SDGs into the national development framework. Hence, SDG programmes and projects are funded through existing Government budget and mechanisms. It is envisioned that funding and resources from the Government will be supplemented through collaboration with the private sector, NGOs, civil society and international agencies.

Through phased implementation, Malaysia can maintain flexibility in adjusting and realigning strategies based on the achievements, challenges and lessons learned in the previous phase, while also assessing emerging trends and circumstances that may affect desired development outcomes. It also provides an opportunity for feedback

and greater participation from various stakeholders as they gradually align themselves with the 2030 Agenda and the SDGs.

Incorporating SDG into national frameworks
Mapping the SDGs to the Eleventh Malaysia Plan

Between November 2016 and February 2017, Malaysia undertook an extensive mapping exercise to align the 11MP strategies, action plans, initiatives and outcomes with the SDG goals, targets and indicators. This mapping exercise was intended to reveal interactions between the Goals and targets within a cluster, which may cut across economic, social and environmental dimensions. An example of the mapping is shown in Figure 15, while detailed mapping of the 11MP thrusts to the SDGs is shown in Figure 16.

At the same time, Malaysia is undertaking preparations to

support the implementation, monitoring and reporting of future phases. This includes:

- undertaking further analyses on remaining issues;
- improving data readiness, indicators and tools to establish baselines and measure progress; and
- strengthening and piloting mechanisms for collaboration, partnership and resource mobilisation across the public, private and social sectors.

These preparatory exercises involved not only Government Ministries and agencies, but also NGOs, CSOs and the private sector. In doing so, they assisted stakeholders to better understand how their operations and plans under 11MP and existing sectoral plans were aligned with the SDGs. In turn, this proved a valuable step in raising awareness and garnering ownership for the SDGs across both Government and non-Governmental stakeholders involved in the process.

Figure 15: Example of Mapping Process between SDGs and Eleventh Malaysia Plan

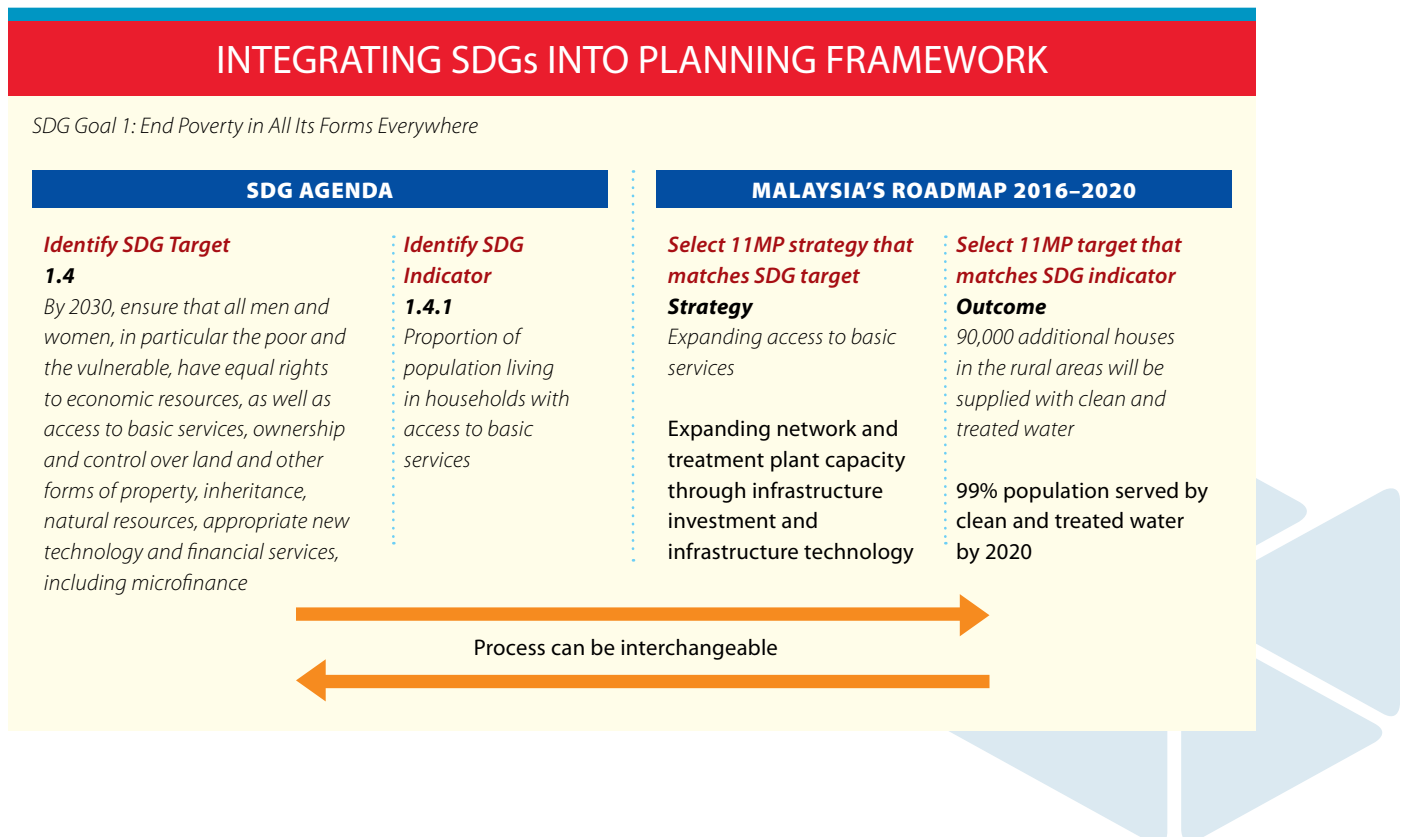




Figure 16: Mapping Process of SDG Targets and Eleventh Malaysia Plan



Preparing the National SDG Roadmap

The next step that Malaysia took to accelerate adoption of the 2030 Agenda and the SDGs was the preparation of the National SDG Roadmap. The Roadmap provides direction for Phase 1 of the SDG journey, i.e. 2016–2020. It is the main reference for Malaysia's commitment to and work on the SDGs and provides direction and specific actions for achieving the national aspirations. In doing so, it serves as a guide for informing, inspiring and supporting stakeholders, at all levels of society, to align themselves to and participate in this collective journey towards sustainable, resilient and inclusive development. In line with the three implementation phases, this Roadmap will be reviewed in 2020 and 2025.

Building on the inputs and momentum received from the mapping exercise, the process of formulating the Roadmap started in late February 2017 and included:

- taking stock of MDG achievements and assessing the widened SDG scope;
- focusing on key challenges and issues with respect to achievement of Goals and targets;
- assessing priorities of the clusters within the Goals and targets;
- identifying cross-cutting inter-linkages;
- engaging with key partners and stakeholders;
- assessing data availability and accessibility, as well as monitoring frameworks needed to examine processes, impacts and outcomes; and
- conducting validation workshops for each cluster to finalise inputs with stakeholders.

This process produced rich ideas and materials, as well as detailed information for each SDG. Further processing of information was necessary to condense the material into a concise and strategic document. The Roadmap is meant to build awareness, promote ownership and indicate a way forward for Phase 1 implementation.

The mapping exercise whereby the policies and plans of the 11MP and sectoral plans were matched with the SDGs is summarised and presented in Table 1. Note that this list of policies and plans in Table 1 are subject to further updates.





Table 1: Malaysian Policies and Plans Corresponding to the SDGs

GOAL	POLICIES AND PLANS	
 <p>1 NO POVERTY</p>	<p>Goal 1: End poverty in all its forms everywhere</p>	<ul style="list-style-type: none"> • 11MP Strategic Thrusts 1 and 3 and Game Changer “Uplifting B40 towards a middle class society”
 <p>2 ZERO HUNGER</p>	<p>Goal 2: End hunger, achieve food security and improved nutrition, and promote sustainable agriculture</p>	<ul style="list-style-type: none"> • 11MP Strategic Thrusts 1, 2 and 6 • National Plan of Action for Nutrition of Malaysia III 2016–2025 (NPANM III) • National Agrofood Policy (NAP)
 <p>3 GOOD HEALTH AND WELL-BEING</p>	<p>Goal 3: Ensure healthy lives and promote well-being for all at all ages</p>	<ul style="list-style-type: none"> • 11MP Strategic Thrust 2 • National Strategic Plan for Non-Communicable Diseases 2010–2014 • National Strategic Plan for Tobacco Control 2015–2020 • National Strategic Plan for Communicable Diseases • National Strategic Plan Ending AIDS in Malaysia (NSPEA) 2016–2030 • The National Plan of Action for Nutrition of Malaysia III 2016–2025 (NPANM III) • National Reproductive Health Education and Social Education (PEKERTI) Policy and Action Plan • Health Human Resource Master Plan
 <p>4 QUALITY EDUCATION</p>	<p>Goal 4: Ensure Inclusive and equitable quality education and promote lifelong learning opportunities for all</p>	<ul style="list-style-type: none"> • 11MP Strategic Thrust 3 • Malaysian Education Blueprint 2013–2025 (MEB) • Malaysia Education Blueprint (Higher Education) 2015–2025 • National Higher Education Strategic Plan • Blueprint on Enculturation of Lifelong Learning for Malaysia 2011–2020
 <p>5 GENDER EQUALITY</p>	<p>Goal 5: Achieve gender equality and empower all women and girls</p>	<ul style="list-style-type: none"> • 11MP Strategic Thrusts 1 and 3 and Game Changer “Uplifting B40 towards a middle class society” • National Policy on Women 1989 • Plan of Action for the Advancement of Women 2010–2015
 <p>6 CLEAN WATER AND SANITATION</p>	<p>Goal 6: Ensure availability and sustainable management of water and sanitation for all</p>	<ul style="list-style-type: none"> • 11MP Strategic Thrusts 1, 4 and 5 • National Water Resource Policy (NWRP)
 <p>7 AFFORDABLE AND CLEAN ENERGY</p>	<p>Goal 7: Ensure access to affordable, reliable, sustainable, and modern energy for all</p>	<ul style="list-style-type: none"> • 11MP Strategic Thrusts 4 and 5 • National Renewable Energy Policy and Action Plan 2009 • National Green Technology Policy 2009 • National Energy Efficiency Action Plan 2015

Table 1: Malaysian Policies and Plans Corresponding to the SDGs (continued)

GOAL	POLICIES AND PLANS	
<p>8 DECENT WORK AND ECONOMIC GROWTH</p> 	<p>Goal 8: Promote sustained, inclusive and sustainable economic growth, full and productive employment and decent work for all</p>	<ul style="list-style-type: none"> • 11MP Strategic Thrusts 3, 4 and 6 and Game Changers “Embarking on Green Growth” and “Unlocking the potential of productivity” • Occupational Safety and Health Master Plan 2016–2020 • SME Master Plan 2012–2020 • Malaysia Productivity Blueprint
<p>9 INDUSTRY, INNOVATION AND INFRASTRUCTURE</p> 	<p>Goal 9: Build resilient infrastructure, promote inclusive and sustainable industrialization, and foster innovation</p>	<ul style="list-style-type: none"> • 11MP Strategic Thrusts 3, 4, 5 and 6 and Game Changers “Translating innovation to wealth” and “Embarking on Green Growth” • National Policy on Science, Technology and Innovation (NPSTI) 2013–2020 • Strategic Information and Communications Technology (ICT) Roadmap • National eCommerce Strategic Roadmap
<p>10 REDUCED INEQUALITIES</p> 	<p>Goal 10: Reduce inequality within and among states</p>	<ul style="list-style-type: none"> • 11MP Strategic Thrust 1 • National Policy on Children and its Plan of Action • National Child Protection Policy and its Plan of Action • National Action Plan for Persons with Disabilities 2016–2020 • Minimum Wage Policy
<p>11 SUSTAINABLE CITIES AND COMMUNITIES</p> 	<p>Goal 11: Make cities and human settlements inclusive, safe, resilient and sustainable</p>	<ul style="list-style-type: none"> • 11MP Strategic Thrusts 1, 2, 4 and 5 and Game Changer “Investing in competitive cities” • National Physical Plan 3 (NPP3) • National Urbanisation Policy 2 (NUP2) • Competitive Cities Master Plans • National Environmental Health Action Plan • National Housing Policy (DRN) 2013–2017 and DNR 2.0 2018–2022 • Road Safety Plan of Malaysia 2014–2020 • National Solid Waste Management Policy
<p>12 RESPONSIBLE CONSUMPTION AND PRODUCTION</p> 	<p>Goal 12: Ensure sustainable consumption and production patterns</p>	<ul style="list-style-type: none"> • 11MP Strategic Thrusts 4 and 6 and Game Changer “Embarking on Green Growth” • National Ecotourism Plan 2016–2025 • National Policy for Biological Diversity 2016–2025 • National Environmental Health Action Plan (NEHAP) • National Solid Waste Management Policy 2006 • Solid Waste and Public Cleansing Management Corporation Strategic Plan 2014–2020 • Department of National Solid Waste Management Strategic Plan 2016–2020 • Construction Industry Transformation Programme (CITP) 2016–2020





Table 1: Malaysian Policies and Plans Corresponding to the SDGs (continued)

GOAL	POLICIES AND PLANS
<p>13 CLIMATE ACTION</p>  <p>Goal 13: Take urgent action to combat climate change and its impact</p>	<ul style="list-style-type: none"> • 11MP Strategic Thrusts 2, 4 and 5 • National Policy on Climate Change 2009 • National Urbanisation Policy 2006–2020 • National Physical Plan 3 • National Green Technology Policy 2009
<p>14 LIFE BELOW WATER</p>  <p>Goal 14: Conserve and sustainably use the oceans, seas, and marine resources for sustainable development</p>	<ul style="list-style-type: none"> • 11MP Strategic Thrust 4 and Game Changer “Embarking on Green Growth” • National Plan of Action for the Coral Triangle Initiative (NPOA-CTI) 2009 • National Policy for Biological Diversity 2016–2025 • National Oil Spill Contingency Plan (NOSCP) • National Coastal Zone Physical Plan • National Ocean Policy 2011–2020 • National Plan of Action to Prevent, Deter and Eliminate IUU Fishing • National Plan of Action for Management of Fishing Capacity in Malaysia 2014–2018
<p>15 LIFE ON LAND</p>  <p>Goal 15: Protect, restore and promote sustainable use of territorial ecosystems, sustainably manage forests, combat desertification, halt and reverse land degradation and halt biodiversity loss</p>	<ul style="list-style-type: none"> • 11MP Strategic Thrust 4 and Game Changer “Embarking on Green Growth” • National Policy for Biological Diversity 2016–2025 • National Tiger Conservation Action Plans 2008–2020 • Elephant Conservation Action Plans 2013–2022 • National Forestry Policy 1992 • National Action Plan on Peatlands 2011
<p>16 PEACE, JUSTICE AND STRONG INSTITUTIONS</p>  <p>Goal 16: Promote peaceful and inclusive societies for sustainable development</p>	<ul style="list-style-type: none"> • 11MP Strategic Thrusts 1 and 2 and Chapter 9 on “Transforming public service for productivity” • National Policy on Children and its Plan of Action • National Child Protection Policy and its Plan of Action • ASEAN Regional Plan of Action on the Elimination of Violence Against Women and Children • Plan of Action on Child Online Protection (PTCOP)
<p>17 PARTNERSHIPS FOR THE GOALS</p>  <p>Goal 17: Strengthen the means of implementation and revitalize the global partnership for sustainable development</p>	<ul style="list-style-type: none"> • 11MP Strategic Thrust 6 • Malaysia’s foreign policies and trade policies • AEC Blueprint 2025 • ASEAN Strategic Action Plan for SME Development 2016–2025

Lessons learnt from the mapping exercise and roadmap preparations

Through these initial processes, several lessons can be learned. **First**, the mapping exercise **encouraged Government ministries and agencies to consider how their sectoral operations, plans and strategies would contribute to the SDGs** and to national development. Synergies and gaps also became more apparent.

Second, by including NGOs, CSOs and private sector representatives in the CWCs, Malaysia has **formalised their participation** in the national development process. Despite limited resources, Malaysia saw **greater self-organisation among NGOs and CSOs**, which has led to the formation of a Malaysian CSO-SDG Alliance (Box 7). Furthermore, **some non-Government stakeholders have mapped their strategies and activities to the SDG framework**; these include the World Wildlife Fund for Nature Malaysia (WWF-Malaysia), Coalition of Malaysian NGOs in the UPR Process (COMANGO), and

Yayasan Hasanah. Other stakeholders such as SUHAKAM, a statutory body, and TalentCorp, a Government agency under the Prime Minister's Department, have done likewise. The list of agencies mentioned is not exhaustive. Working with the UNCT and other partners, the Global Compact Network Malaysia (Box 8) is working to more effectively engage the private sector on the SDGs.

Third, cross-cutting issues are increasingly critical to the next stage of development, and these require integrated solutions. By including NGOs, CSOs and private sector representatives in this process, it opened up opportunities for discussion and deliberation on charting the way forward for national development. New ideas and perspectives were discussed that further emphasised joint responsibilities and plans to drive the SDGs forward. Broadly, the Government has been increasing communication and engagement with stakeholders on development plans since the late 1990s, and especially in recent years.

Box 7: The Malaysian CSO-SDG Alliance

The Malaysian CSO-SDG Alliance is an informal grouping of CSOs that have come together for networking, joint cooperation, action and liaison with the Government in commitment to the effective implementation of the Sustainable Development Goals (SDGs) in Malaysia. The first CSO-SDG discussion was hosted by the Society for the Promotion of Human Rights (PROHAM) and the Global Movement of Moderates, on 27 October 2015. Discussion findings have since been published by KITA-UKM, a paper entitled "Sustainable Development Goals and Malaysia Society: Civil Society Perspectives".

The Alliance comprises four umbrella CSOs and 25 individual CSOs and institutions, translating to more than 200 CSOs

being involved in discussions and mapping exercises intended to identify areas of grassroots involvement that are relevant to the SDGs. These CSOs can broadly be grouped by type, namely, development- and service-based; human rights-based; environment-based; and think tanks. Each has its own area of expertise and specialisation within eight areas of involvement, including awareness raising, grant providers, capacity building, policy advocacy, research, community development and societal "watchdogs".

Further reading about the CSO-SDG alliance is available at: http://onlineapps.epu.gov.my/sdg/images/sdg_document_november/presentation/Datuk_Denison_SDG_Alliance_paper_at_sdg_road_map_conference_Nov_2016.pdf





Box 8: Global Compact Network Malaysia

The Global Compact Network Malaysia (GCMY), launched in 2008, is now an independent legal entity under the Malaysian Registrar of Society's Act. With the core objective of advancing corporate sustainability in Malaysia, the GCMY actively promotes the Global Compact's ten principles. The GCMY is managed by a Contact Person who is appointed by the Steering Committee composed of representatives of multinational corporations, a Global Compact LEAD company, local publicly listed companies, small and medium-sized

enterprises and civil society. On 25th May 2017, the GCMY organised a one-day event on the SDGs. The 1-Day SDG Business Summit brought more than 300 business leaders, policy makers and CSR Practitioners with meaningful discussions and insights on the topic of the SDGs. Co-organised by the **Securities Industry Development Corporation, the Global Compact Network Malaysia and the United Nations Country Team**, the event further promoted the uptake of SDGs by businesses in Malaysia.

Figure 17: Recent Approaches Used to Increase Public Participation in Development



LAB APPROACH

Introduced by PEMANDU in 2009, the lab approach is part of an 8-step process used by Malaysia to drive transformation. The approach involves lab sessions with participation from government and private sector as well as NGOs to identify industry needs, initiatives to be undertaken and allocation of resources. Particularly, labs involved people in sectors most affected by a given issue so that they could participate in developing effective solutions. Participant feedback showed that lab sessions allowed hierarchical and jurisdictional divisions to be temporarily set aside to allow people on the ground to take ownership or highlight problems.



NATIONAL BLUE OCEAN STRATEGY (NBOS)

Formally endorsed by the Prime Minister of Malaysia in 2009, NBOS has been breaking down traditional silos between organisations, unlocking underutilised resources, creatively deploying those resources to hotspots and allowing greater public participation in development. The strategy serves as the basis for the Malaysian National Development Strategy (MyNDS), which has also guided the formulation of the 11MP. It is currently being executed through the NBOS Summit while day-to-day execution and monitoring support is undertaken by the Ministry of Finance. Presently, there are 90 NBOS initiatives undertaken by more than 80 ministries and agencies in addition to the numerous NGO and community partners.



NATIONAL CONSULTATIONS USING OPEN SPACE TECHNOLOGY (OST) METHOD

First experimented by the UN Country Team and EPU during the post-2015 discussion titled 'The Malaysia We Want' in 2014, this method allows participants to determine the topics, schedules and length of group discussions in relation to the wider topic under discussion. Plenary sessions at the beginning and end of each day allowed participants to share key points, experiences, feelings and comments about how to move forward. While the methodology has limitations, the method can be easily replicated at different scales and can allow participants to better understand issues that they may be interested but did not previously know much about. The platform also allows participants to build networks that lead to future partnerships and to feel included in the discussions of development.

Since 2009, Malaysia has experimented with a number of approaches to garner more public participation in development. This commitment to become more civic-centric in development planning is also reflected in 11MP aspirations.

Figure 17 lists key examples of approaches applied in Malaysia in recent years to enhance civic participation in development planning. In turn, the gradual implementation of these approaches has contributed to a

more mature participation observed in preparation of the National SDG Roadmap 2016–2020, as highlighted above.

Most recently, Malaysia has started engagement with all segments of society at an unprecedented scale for the preparation of the new national aspiration vision (2020–2050), Transformasi Nasional 2050 (TN50) (Box 9). In all, national consultation is the new norm in gathering inputs for Malaysia's development planning and charting its future.

Box 9: Transformasi Nasional 2050 (TN50)



TN50 is an initiative to plan for the future of Malaysia in the period of 2020 to 2050. It is a continuation of Vision 2020 with the aim of bringing Malaysia to greater heights. The overarching vision is to become a top 20 nation in economic development, social advancement and innovation. Aspects of


being a Top 20 nation would be defined through a collective collaboration from all segments of society through a bottom-up syndication process. This is an unprecedented move by the government in its efforts to involve the population at large in charting their own future.

In this regard, the Ministry of Youth and Sports have started engaging the youth since early 2017 while engagement with other segment of society has started mid-2017. The engagement format ranges from town hall dialogues to online surveys. Through the youth engagement, more than 680,000 youths have been engaged with more than 30,000 inputs gathered. Inputs from the youth engagement have been collated and divided into five main themes, namely work and value creation; living and well-being; governance; society;

and lifestyle. To delve deeper into these topics, the “Future Circles” group comprising subject matter experts with varied experiences has been formed. Inputs obtained from the Future Circles will then be used towards the formulation of the TN50 document by the Economic Planning Unit. Dialogue will also focus on megatrends that will impact the world in 2050 (such as urbanisation, ageing, digitalisation, climate change, resource scarcity and others), how it will impact Malaysia and what trade-offs need to be made in order to address them.

The bottom-up approach is used to ensure that the TN50 document incorporates aspirations or inputs from all segments of the society to ensure inclusivity and a sense of ownership towards making it a reality. In line with this, all ministries have begun engaging their respective stakeholders such as the engagement session and dialogue between the Prime Minister and the civil servants, the dialogue session with women, children, persons with disabilities (PWD) and another session with the entertainment industry players. In addition, segment leaders comprising ministers and senior corporate leaders have also been appointed in order to represent various sectors such as the Government-linked companies, public listed companies, finance, defence and others.

Further information about TN50 is available at: <https://mytn50.com/>





Incorporating the SDGs into the national statistical framework

Since 2016, Malaysia has been taking steps to better understand the data needs of the SDGs, as well as data readiness at a national level.

Under the lead of the Department of Statistics of Malaysia (DOSM), the country completed a preliminary assessment of SDG indicators in January 2017. The objectives of this assessment were to identify the availability and reliability of data for the SDG indicators; and to review the data needs, methodology and consistency of indicators, including administrative data, provided by ministries and agencies. The scope of the assessment included indicators available from Government agencies (federal and state) and the private sector. Findings from the assessment were also expected to identify areas for targeted capacity

building and to support development of a plan for data collection, such as open and big data.

In the preliminary assessment, DOSM utilised the “tiers” framework proposed by the United Nations Statistical Commissions’ Inter-agency and Expert Group on SDG indicators (IAED-SDGs) to assess data accessibility. Based on the five data categories that correspond to the IAED-SDG tiers framework, DOSM categorised 244 global indicators using inputs from the mapping exercise and Roadmap preparation process, as well as engagement with other data providers.

Based on a preliminary assessment of data availability in January 2017, 93 indicators (39 per cent of 244 indicators) were identified as “available” or Tier 1. Another 41 indicators (17 per cent) were described as “partially available”, and 64 indicators (26 per cent) were “partially available but need further development”. Collectively, the 105 indicators with partial data availability were identified as Tier 2 indicators, that is, indicators where a methodology has been established but data is not easily available. As for Tier 3 indicators, Malaysia identified 28 indicators (12 per cent) for which data are “not available” and 13 indicators (5 per cent) “not relevant” to Malaysia (Figure 18).

Considering the numerous indicators proposed and their associated costs, Malaysia will identify priority indicators to measure its development efforts and build statistical capacity. To this end, DOSM undertook another round of categorisation exercise using an SDG priority framework, as shown in Figures 19 and 20.

Figure 18: Breakdown of Proposed Global SDG Indicators by Data Availability

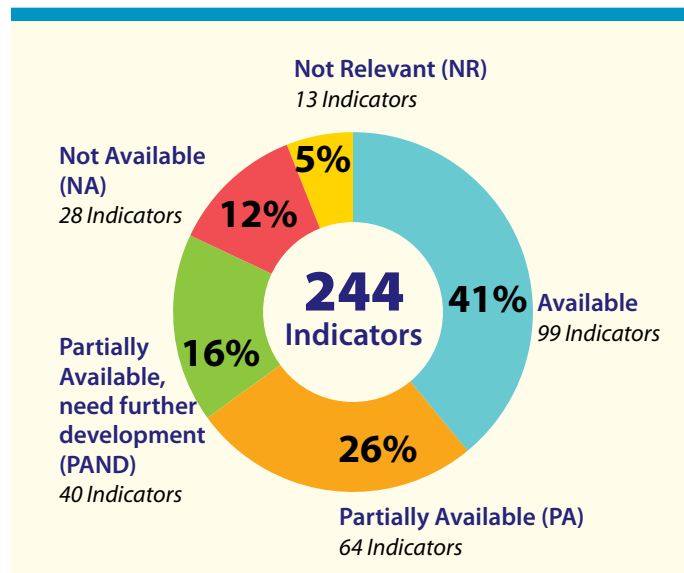



Figure 19: DOSM Data Availability Framework: Criteria and Tiers of SDG Indicators

AVAILABILITY OF DATA	CRITERIA USED	IAEG-SDGs TIERS
AVAILABLE	<ul style="list-style-type: none"> • Data already exists (at DOSM or Agencies) • MDG Indicators (partially) • Metadata clearly defined (proposed by international experts agencies) 	<p>Tier 1 An established methodology exists and data are already widely available</p>
PARTIALLY AVAILABLE	<ul style="list-style-type: none"> • Data partially exists but need to improve the methodology of data collection or coverage etc. 	<p>Tier 2 A methodology has been established but for which are not easily available</p>
PARTIALLY AVAILABLE, NEED FURTHER DEVELOPMENT	<ul style="list-style-type: none"> • Derivative of data (ownership of data) • Metadata exists (international) and need to suit with Malaysia level 	
NOT AVAILABLE	<ul style="list-style-type: none"> • Metadata exists (international) but data not available in Malaysia • No metadata (international/Malaysia) 	<p>Tier 3 An internationally agreed methodology has not yet been developed</p>
NOT RELEVANT	<ul style="list-style-type: none"> • Need to be confirmed with agencies • Not suitable to apply in Malaysia 	

Figure 20: Malaysian SDG Priority Categorisation and Criteria to Assess SDG Indicators

MALAYSIAN SDG PRIORITY
<p>PRIORITY A</p> <p>Indicator is in the 11MP or Agency Plans and is a Tier 1 indicator at the National Level Assessment</p>
<p>PRIORITY B</p> <p>Indicator is in the 11MP or Agency Plans and is a priority indicator or is not in 11MP but is a relevant Tier 2 and Tier 3 indicator but is a priority indicator at the National Level Assessment</p>
<p>PRIORITY C</p> <p>Indicator is not in the 11MP, has no government projects using this indicator or is a Tier 3 indicator that is not applicable in Malaysia at the National Level Assessment and is not a priority indicator</p>





Independently of DOSM but concurring with its assessment, CSO and NGO representatives also expressed concern about the appropriateness of certain global indicators. For example, Target 14.2 of Goal 14 is concerned with sustainable management of marine and coastal ecosystems, including strengthening their resilience and taking restorative actions. The proposed indicator, “proportion of national exclusive economic zone managed using ecosystem-based approaches”, does not measure the health of marine ecosystems. Other indicators, such as the “representativeness of marine ecosystems restored and percentage of ‘no-take’ zones” could be more useful in monitoring progress towards this target and Goal.

Given this situation, DOSM is exploring the use of proxies and supplementary national indicators to better reflect baseline conditions and progress in the country. Malaysia is also committed to develop statistical capacity to measure an additional 32 indicators proposed by the United Nations Educational, Scientific and Cultural Organization (UNESCO) to supplement the global

indicators in support of more in-depth thematic analysis on education (Goal 4). Guidance for other Goals will also be considered as it becomes available. In the meantime, DOSM is engaging with data providers to better understand data capacity and needs.

Based on the preliminary assessment, 78 Government agencies were identified as data providers (Figure 21). DOSM is currently engaging in in-depth discussions with the relevant agencies, to identify national and agency priorities, especially on Tier 2 indicators. In January and February 2017, for example, DOSM was in discussion with eight ministries/agencies as part of the National Comprehensive Data Gaps Study. Similar efforts are being extended to other ministries/agencies. In addition, DOSM is compiling a list of proposed proxies or supplementary indicators that were suggested by non-Government stakeholders during the preparation process of the National SDG Roadmap in March and April 2017. In doing so, DOSM hopes to consider a wider range of feedback on indicators that would be useful for the development of SDG indicators in Malaysia.



Key considerations moving forward

In accelerating the adoption of the 2030 Agenda and the SDGs, a number of issues need to be considered carefully during the next steps. This section gives a brief account

of these key considerations, while the chapter that follows describes the actions and available options for addressing them.



On participation, non-Government actors are included in the SDG implementation process in the National SDG Council, the NSC and the CWCs. The non-Government actors work closely with people on the ground. Engaging them in data sharing would be an effective way of monitoring SDG progress at the local level. The key area is to develop the modality for data sharing. The same challenge is foreseen in resource mobilisation; Malaysia will need to develop mechanisms to secure partnerships for resource mobilisation to sustain SDG implementation.



The challenge also exists of **ensuring that the spirit of the 2030 Agenda trickles down to local levels and makes real impacts**. Malaysia has established clear governance structures at the national level. However, the impact must permeate to the people. The 2030 Agenda must be localised to state levels, since the states will be implementing development plans and coordinating with development partners.



Developing useful national indicators in a timely manner is another key consideration. Malaysia has compiled a good set of time-series data. This was done through systematic, dedicated and sustained efforts of numerous stakeholders. SDG indicators measure not only targets but also processes, and non-quantifiable targets as well as people's perceptions. Thus, more and different indicators will be required.



Moreover **ensuring the comparability of these indicators globally while also balancing the needs and costs of collecting the data and information**, will be needed. Developing the SDG indicators will require a major investment of resources. Digital technology (e.g., developments in big data and open data) presents an opportunity to systematically and routinely collect information, especially since indicators are numerous.



Sustaining the commitment of numerous stakeholders, within and outside of Malaysia, likewise is a major challenge. Over a 15-year timeframe, it is important to sustain the commitment and momentum of key stakeholders and partners in this journey towards the 2030 Agenda. Internationally, Malaysia is committed to sharing experiences and technical knowledge in implementing the SDGs, not only through the United Nations System but also through other avenues such as ASEAN and South-South Cooperation.

MEANS OF IMPLEMENTATION



Identifying resources and partnerships to move forward with the 2030 Agenda

Securing resources for SDG implementation is a key priority for Malaysia. This chapter explores the next steps for implementation and their resource needs, as well as possible means for developing stronger partnerships, innovative resource mobilisation mechanisms and data readiness necessary for better implementation



Next steps

Implementing the National SDG Roadmap

Effectively communicating the 2030 Agenda is an important step towards building ownership and participation in this development journey. The National SDG Roadmap is the first step to localising the 2030 Agenda. Implementing the Roadmap through the 11MP and existing sectoral plans will be the main step forward for Malaysia.

Localising, mainstreaming and promoting ownership and partnerships

SDG impacts must be felt where they are most needed, and that is at the individual, community and district levels, ensuring that no one is left behind. Localising the 2030 Agenda and promoting ownership among various stakeholders is therefore paramount. Awareness of and capacity to act at local levels must be enhanced to implement the agenda. Malaysia aims to achieve this at sub-national levels through:



Replicating the multi-stakeholder governance structure at state levels to enhance vertical and horizontal policy coherence towards building national consensus, and to increase engagement, with civil society, businesses and individuals on the SDGs. This also would contribute to better adaptation of the SDG indicators, data collection, accountability, monitoring and evaluation, as well as to budget allocations and resource mobilisation at sub-national levels



Organising “road shows” in all 13 states to raise awareness, increase knowledge and create a sense of ownership of the 2030 Agenda



Translating communication materials on the SDGs into the national language

These efforts will be complemented by the Malaysian CSO-SDG Alliance, and the Global Compact Network Malaysia. The Alliance’s advocacy efforts are supported by the Asian Strategy and Leadership Institute (ASLI) and the UNCT with talks, seminars and discussions on the 2030 Agenda.

Tools and technical support at local levels also will be needed to facilitate these processes. Inspiration can be drawn from methods already utilised in Malaysia, such as the Lab method, the NBOS and the Open Space Technology methods (see Figure 17).

Strengthen data readiness and preparing for Phase 2 implementation

On data readiness, Malaysia is working quickly and efficiently to strengthen the development of SDG indicators. DOSM will continue conducting the National Comprehensive Data Gaps Study through engagement with ministries/agencies and other third-party data providers. Joint efforts with data providers also are being undertaken to make defining relevant national SDG indicators a priority in their work plans.

In addition, Malaysia will need to strengthen the national statistical system with the development of new indicators (including global indicators not currently available, proxies and supplementary national indicators), as well as assist other agencies to expand their data coverage. At the same time, several relevant baseline studies would be undertaken.

Malaysia is also developing strategic partnerships and building a statistical learning centre that will collect, analyse and interpret disaggregated data. An integrated database system will be developed to enable systematic data compilation, monitoring, evaluation, reporting and sharing



of SDG datasets and information across agencies and regions. This will contribute to more efficient and effective use of statistics, not only for development planning but also in communicating findings to the wider public.

Resources needed

In consideration of the work outlined above, Malaysia will need funding and technical assistance to develop national indicators and baselines to assess the progress of the 2030 Agenda and SDGs. Channelling resources to develop data for national indicators will be critical for evidence-based decisions and future plans. Technical assistance in developing proxy indicators may be needed in capacity building and “info-structure” development (e.g., using big data and open data for data collection).

Innovative resource mobilisation is an area that requires technical and legal knowledge and funding. For

example in the environment sector, Malaysia is exploring alternative sources of financing through initiatives such as the Biodiversity Finance Initiative (BIOFIN), Reduced Emissions from Deforestation and Degradation (REDD+) and Payment for Ecosystem Services (PES). These pilot projects are instrumental to support mobilisation of additional resources.

Mobilising resources

Malaysia is committed to developing innovative mechanisms and solutions with stakeholders to achieve the 2030 Agenda. These include realignment of resources, optimising underutilised resources and encouraging resource sharing through better partnerships.

Malaysia will fund SDG programmes through existing Government budgets and mechanisms. Additional funding and resources could be made available through





collaborations with the private sector, civil society and international agencies via the following avenues (Figure 22):

- **Corporate Social Responsibility (CSR) programmes**

– Originally started as contributions for social or environmental goods, CSRs have become ingrained in the corporate culture of many large companies. In 2007, it became mandatory for companies listed on the Malaysian stock exchange (Bursa Malaysia) to report their CSR activities. Tax incentives for businesses implementing CSR activities were also introduced. Aligning CSR programmes to national goals and the SDGs can provide additional resources to deliver desired impacts.

- **Financial institutions** – Are becoming more aware of projects that have large social and environmental impacts, and of their responsibility in helping their clients achieve business and development objectives. By incorporating principles of sustainability, resilience and inclusiveness in business decisions, positive impacts of projects are expected to increase and eco-footprints reduced.

- **Cooperation, support and funding from international sources** – As Malaysia reaches developed nation status, overseas direct assistance (ODA) will no longer be accessible. In anticipation of this, Malaysia is exploring alternative methods to finance development needs. On the environment front, Malaysia is participating in the global BIOFIN initiative, which is aimed at estimating biodiversity

expenditures and financing gaps, and at developing financial plans. Working with REDD+, Malaysia is piloting sustainable forest management and conservation. In the area of capacity-building, the Third Country Training Programme (TCTP), a joint effort between Malaysia and Japan, promotes the sharing of Malaysia's development experiences with other developing countries.

- **Collaboration with NGOs, CSOs, academia and local governments**

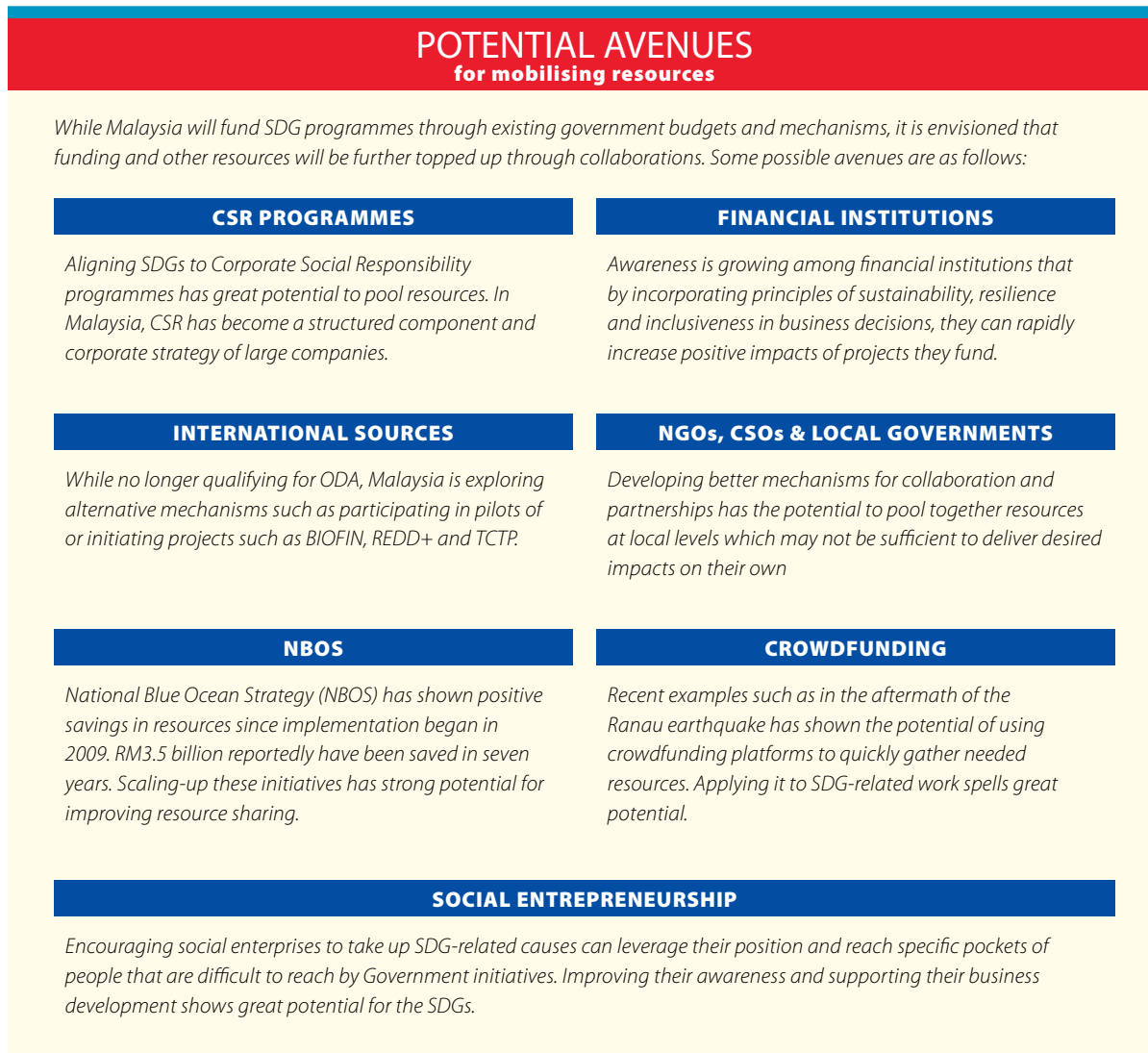
– NGOs, CSOs and academia have limited sources of funding. By developing better mechanisms to instil collaboration and partnerships, potential exists to pool resources and deliver positive local development outcomes.

- **National Blue Ocean Strategy initiatives**

– Implemented since 2009, this Strategy could be a way forward to better mobilise resources. Malaysia reportedly saved more than RM3.5 billion as a result of the NBOS initiatives between 2009 and 2016. For example, opening 15 Urban Transformation Centres saved RM1.5 billion by combining resources of departments and agencies, while redeploying police officers from desk to patrol work saved RM1.3 billion; policemilitary shared trainings saved RM700 million.³ These savings could be channelled to other development needs. While large savings have been reported for inter-Government agency initiatives, more than half of the NBOS initiatives leveraged resource contributions from non-Government stakeholders, including CSOs, NGOs, educational institutions and volunteers.

³ <http://english.astroawani.com/business-news/national-blue-ocean-strategy-billions-public-funds-saved-pm-114181>

Figure 22: Potential Avenues to Mobilise Resources





- **Other innovative financing options** – Apart from traditional funding sources, Malaysia has been successful in raising funds, albeit on a smaller scale, using the following financing options.
 - o **Crowdfunding** – Recently applied in the aftermath of the 2015 Ranau earthquake, crowdfunding platforms were successfully used to raise money for family members of a mountain guide who perished in the earthquake while on-duty on Mount Kinabalu. While intending to raise only US\$35,402, the amount pledged was 354 per cent over the goal, with 703 people pledging donations in just three days. Although these platforms are more commonly used to fund entrepreneurs, this could be a way to fund SDG implementation.
 - o **Social entrepreneurship** – Social enterprises are businesses that exist primarily to deliver a social good. By encouraging these enterprises to take up SDG-related causes, there is potential to use their positions to reach specific pockets of people previously unreached. Recently, Impact Hub KL, in partnership with University of Malaya, organised a briefing for social entrepreneurs about the SDGs and hosted business development support work sessions to encourage them to take up causes in line with the Goals. Another venue for promoting the SDGs is through the Malaysian Global Innovation and Creativity Centre (MaGIC), which launched a Social Enterprise Challenge in early 2017.

CONCLUSION



*Reviewing locally,
sharing globally*

A brief recap of the review findings



Malaysia is committed and confident in achieving the 2030 Agenda. The nation has demonstrated that it is possible to set and achieve “more ambitious” targets through sustained, systematic and dedicated efforts. Malaysia has already aligned the SDGs with the 11MP and existing sectoral plans, to ensure smooth implementation. These aligned plans have been summarised in the National SDG Roadmap 2016–2020 which is designed to be the action plan for the implementation of the SDGs in the next three years. Meanwhile, Malaysia will continue to prepare needed baselines, data and information to enhance its implementation of the 2030 Agenda.

Initial efforts, as documented in this review, have been good learning experiences not only for the Government but also for partners in the private sector, NGOs and

CSOs. In particular, the preparation of the Roadmap has brought these stakeholders together to review the current status, examine key challenges and craft a way forward. These experiences have clearly demonstrated that when success is understood as a journey, and not as a destination, every step provides concrete lessons for charting the way forward.

Malaysia will rely on its pragmatic, inclusive, sustainable, multidimensional, and participative approaches to development in order to fulfil its commitments and to achieve the ultimate goal of leaving no one behind. Sharing Malaysia’s development experience through this Voluntary National Review is Malaysia’s humble contribution to global progress.

Background on Malaysia

- Malaysia covers an area of 330,323 square kilometers and lies entirely in the equatorial zone, with the average daily temperature throughout Malaysia varying between 21°C to 32°C. It is made of 13 states, namely Johor, Kedah, Kelantan, Melaka, Negeri Sembilan, Pahang, Pulau Pinang, Perak, Perlis, Selangor, Terengganu and Sabah and Sarawak on the island of Borneo as well as the three Federal Territories of Kuala Lumpur, Labuan and Putrajaya.
- Malaysia is a multi-ethnic country with the predominant ethnic groups in Peninsular Malaysia being Malay, Chinese and Indian. In Sabah and Sarawak, the indigenous people represents the majority, which includes Kadazandusun, Bajau and Murut in Sabah as well as Iban, Bidayuh and Melanau in Sarawak.
- The Government of Malaysia is led by a Prime Minister and a constitutional monarchy, which employs a Parliamentary system. It has three branches of government – the Executive, the Legislature and the Judiciary.
- The Malaysian Parliament is made up of His Majesty the Yang di-Pertuan Agong, the Senate (Upper House) with 70 members and the House of Representatives (Lower House) with 222 members. Out of the 70 senators in the Senate, 44 are appointed by His Majesty the Yang di-Pertuan Agong while 26 are elected by the State legislatures. The general election for the 222 members of the Lower House must be held every five years. The last general election was held in 2013 and the ruling party is Barisan Nasional.

BASIC STATISTICS 2016	
Population (million)	31.7
Labour force (million)	14.7
Employment (million)	14.2
Unemployment rate (%)	3.4
Nominal GDP (RM billion)	1,230.1
Nominal GNI (RM billion)	1,195.5
Real GDP growth rate (%)	4.2
GNI Per Capita (RM)	37,759
GNI Per Capita (US\$)	9,102
GNI Per Capita PPP (US\$)	26,457
Inflation (% p.a.)	2.1
Merchandise exports (RM billion)	785.9
Merchandise imports (RM billion)	698.7
Current account of BOP (% of GNI)	2.4
Exchange rate (RM/US\$)	4.148

Malaysia in a Regional Context





Glossary of Acronyms

11MP	Eleventh Malaysia Plan
1MBEON	1Malaysia Biodiversity Enforcement Operation Network
ACTS	ASEAN Customs Transit System
AEC	ASEAN Economic Community
AHKFTA	ASEAN Hong Kong Free Trade Agreement
ASEAN	Association of Southeast Asian Nations
ASLI	Asian Strategy and Leadership Institute
ASSIST	ASEAN Solutions for Investments, Services and Trade
ASW	ASEAN Single Window
B40	Bottom 40
BIOFIN	Biodiversity Finance Initiative
CEDAW	Convention on the Elimination of All Forms of Discrimination Against Women
COMANGO	Coalition of Malaysian NGOs in the UPR Process
CRC	Convention on the Rights of the Child
CRPD	Convention on the Rights of Persons with Disabilities
CSOs	Civil Society Organisations
CSR	Corporate Social Responsibility
CTI-NPOA	Coral Triangle Initiative Malaysia National Plan of Action
CWCs	Cluster Working Committees
DOSM	Department of Statistics Malaysia
DRN	National Housing Policy
EAFM	Ecosystem Approach to Fisheries Management
EIA	Environmental Impact Assessment
EPU	Economic Planning Unit
ETP	Economic Transformation Programme
FTA	Free Trade Agreements
GAqP	Good Aquaculture Practice
GCMY	Global Compact Network Malaysia
GDP	Gross Domestic Product
GGP	Government Green Procurement
GIZ	German International Cooperation Agency
GTP	Government Transformation Programme
HLPF	High-level Political Forum
IAED-SDGs	Inter-agency and Expert Group on SDG indicators
ICT	Information Communication Technology
IDB	Islamic Development Bank

ILC	Indigenous and Local Communities
IUU	Illegal, Unreported and Unregulated
JICA	Japan International Cooperation Agency
LB	Live births
LDC	Least Developed Countries
MaGIC	Malaysian Global Innovation and Creativity Centre
MDGs	Millennium Development Goals
MEB	Malaysian Education Blueprint 2013-2025
MEEPA	Malaysia-European Free Trade Economic Partnership Agreement
MOE	Ministry of Education
MOH	Ministry of Health
MSPO	Malaysia Sustainable Palm Oil
MTCP	Malaysia Technical Cooperation Programme
MyCREST	Malaysian Carbon Reduction and Environmental Sustainability Tool
myGAP	Malaysia Good Agricultural Practices
MyNDS	Malaysian National Development Strategy
myOrganic	Malaysia Organic
NAP	National Agrofood Policy
NA	Not Available
NBOS	National Blue Ocean Strategy
NCTP	National Conservation Trust Fund for Natural Resources
NEM	New Economic Model
NEP	New Economic Policy
NKEA	National Key Economic Areas
NPANM III	National Plan of Action for Nutrition of Malaysia III 2016–2025
NPP3	National Physical Plan 3
NPP-CZ	National Coastal Zone Physical Plan
NPSTI	National Policy on Science Technology and Innovation
NR	Not Relevant
NSC	National Steering Committee
NSPEA	National Strategic Plan Ending AIDS in Malaysia
NTP	National Transformation Programme
NUP2	National Urbanisation Policy 2
NWRP	National Waste Resource Policy
ODA	Overseas Direct Assistance
OST	Open Space Technology





PA	Partially available
PAND	Partially available, need further development
PEKERTI	National Reproductive Health Education and Social Education
PES	Payment for Ecosystem Services
PIPC	Pengerang Integrated Petroleum Complex
PLI	Poverty Line Income
PPRN	Public Private Research Network
PROHAM	Society for the Promotion of Human Rights
PTCOP	Plan of Action on Child Online Protection
PWD	Persons with Disabilities
RCEP	Regional Comprehensive Economic Partnerships
REDD+	Reduced Emissions from Deforestation and Degradation
SCP	Sustainable Consumption and Production
SDGs	Sustainable Development Goals
SMEs	Small and Medium Enterprises
SRI	Strategic Reform Initiatives
SSL	Self-sufficiency Levels
TB	Tuberculosis
TCTP	Third Country Training Programme
TMP	Tun Mustapha Park
TN50	Transformasi Negara 50
TVET	Technical and Vocational Education and Training
UAV	Unmanned Aerial Vehicles
UN	United Nations
UNCT	United Nations Country Team
UNDP	United Nations Development Programme
UNESCO	United Nations Educational, Scientific and Cultural Organization
VNR	Voluntary National Review
WWF-Malaysia	World Wildlife Fund for Nature Malaysia

Acknowledgements

The formulation of the Voluntary National Review Report 2017 on Sustainable Development Goals benefitted substantially from the extensive deliberations, engagements and dialogues with all government ministries and agencies; academia, Malaysian CSO-SDG Alliance, Global Compact Network Malaysia, United Nations Country Team (UNCT, Malaysia), World Health Organization, independent reviewer Datuk Dr. Richard Leete and PE Research. The Economic Planning Unit, Prime Minister's Department would like to express its appreciation to all parties for the invaluable contribution in providing feedback and insights.





Economic Planning Unit

Prime Minister's Department,
Blocks B5 & B6,
Federal Government Administrative Centre,
62502 Putrajaya, Malaysia.

www.epu.gov.my