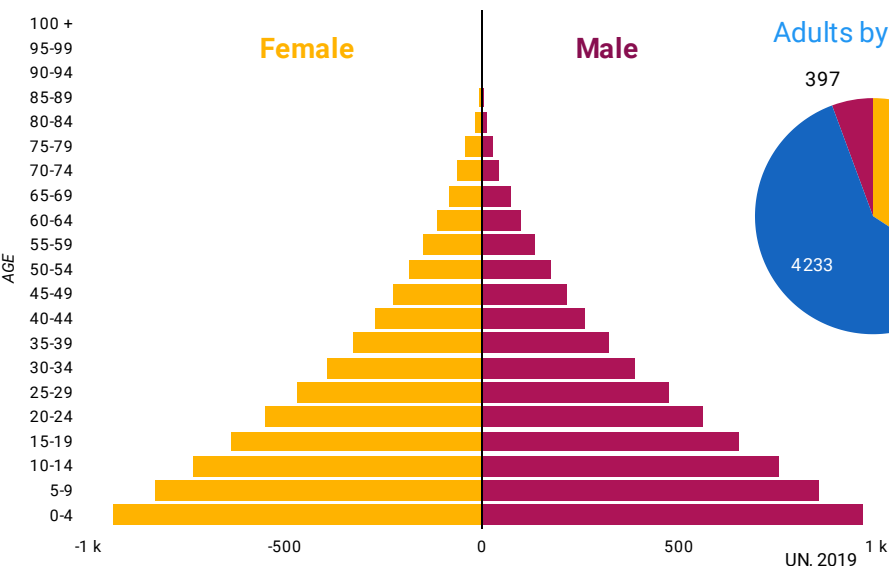
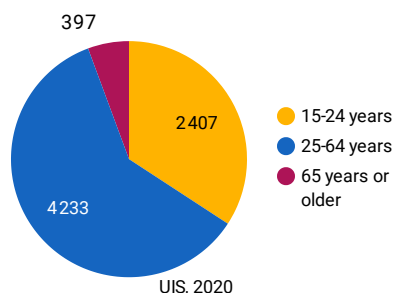


DEMOGRAPHICS



Adults by age group (thousands)



Total population

12,1 M

UIS, 2019

Median age of population

18,8

UN, 2019

Population growth (annual %)

2,7

UIS, 2019

ECONOMIC INDICATORS

Indicator	Value	Source
GDP growth (annual %)	6.9	UIS, 2019
GDP per capita (current US\$)	1219	UIS, 2019
Unemployment rate (%)	2.5	WB, 2020

EDUCATION FUNDING

Government expenditure as a percentage of GDP

2,93

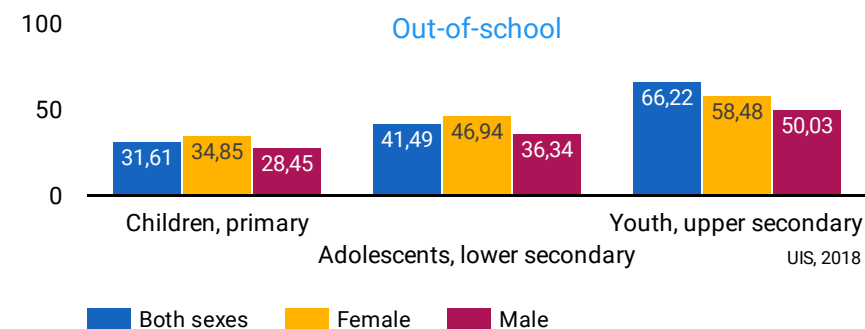
UIS, 2018

Government expenditure on Adult Learning and Education (% of expenditure on education)

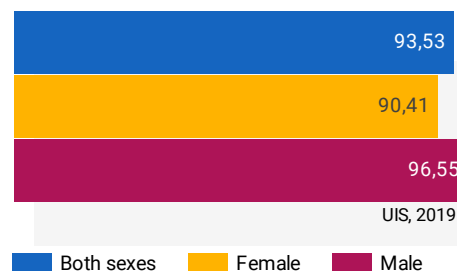
0%-0,4%

Grate 4, 2019

EDUCATION



Net enrolment rate, primary education



LITERACY RATES BY AGE

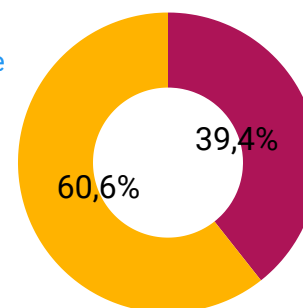
Variable	Both sexes	Female	Male
Youth literacy rate (15-24...) UIS, 2018	60,95	51,94	69,76
Literacy rate, 25-64 UIS, 2018	34,88	22,45	47,71
Elderly literacy rate (65+) UIS, 2018	8,22	2,27	16,31

ADULTS LACKING BASIC LITERACY SKILLS

Total 3 809 789

UIS, 2018

Share



ADULT LITERACY RATE

Adults aged 15 and older

42,36

Women aged 15 and older

31,07

Men aged 15 and older

53,98

UIS, 2018