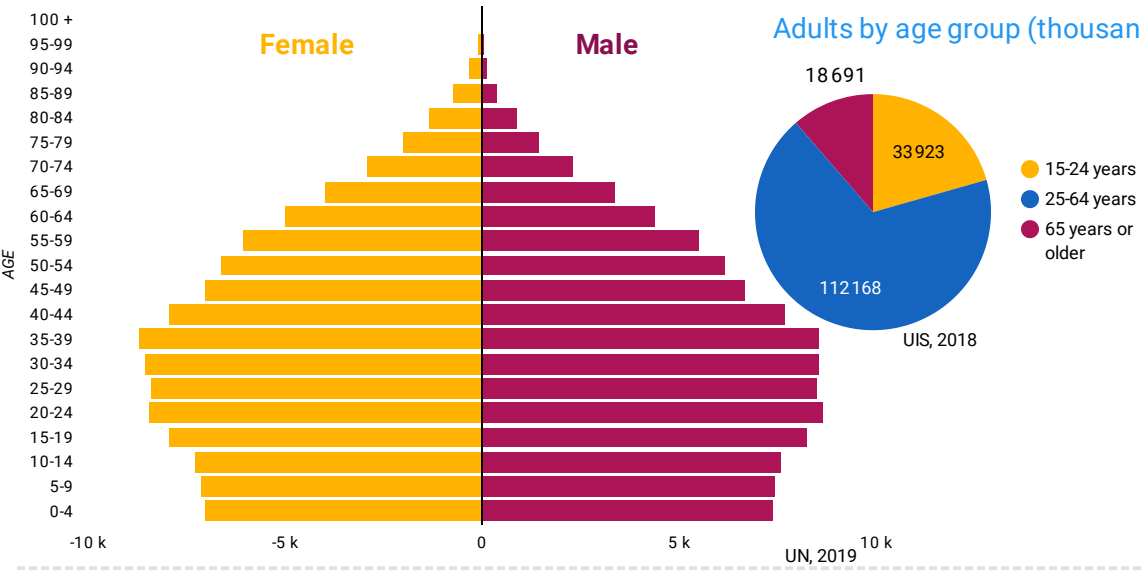


## DEMOGRAPHICS



Total population  
**209,5 M**  
UIS, 2019

Median age of population  
**33,5**  
UN, 2019

Population growth (annual %)  
**0,8**  
UIS, 2019

## ECONOMIC INDICATORS

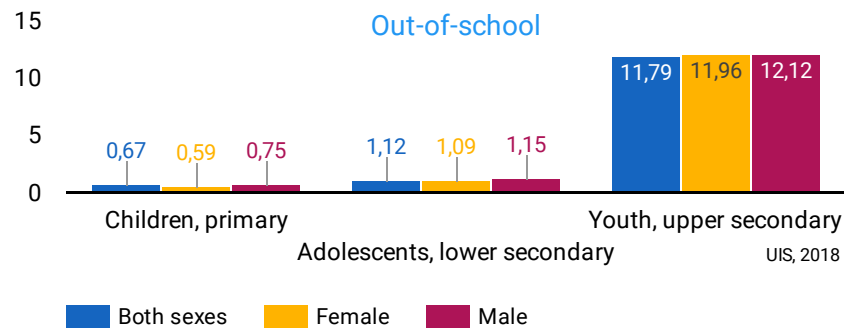
Indicator	Value	Source
GDP growth (annual %)	1.1	UIS, 2019
GDP per capita (current US\$)	8717	UIS, 2019
Unemployment rate (%)	13.7	WB, 2020

## EDUCATION FUNDING

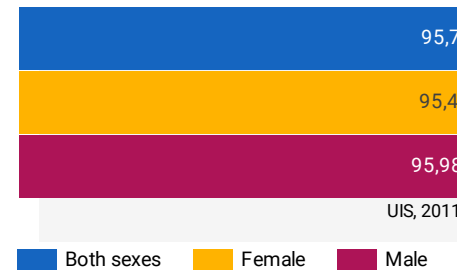
Government expenditure as a percentage of GDP  
**6,32**  
UIS, 2017

Government expenditure on Adult Learning and Education (% of expenditure on education)  
**0,5%-0,9%**  
Grale 4, 2019

## EDUCATION



## Net enrolment rate, primary education

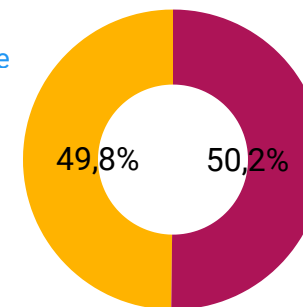


## ADULT LITERACY RATE

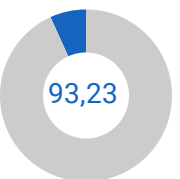
## ADULTS LACKING BASIC LITERACY SKILLS

Total **11 167 773**  
UIS, 2018

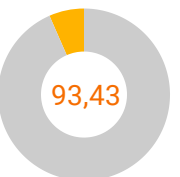
Share



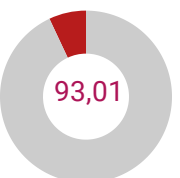
Adults aged 15 and older



Women aged 15 and older



Men aged 15 and older



## LITERACY RATES BY AGE

Variable	Both sexes	Female	Male
Youth literacy rate (15-24 years) UIS, 2018	99,2	99,43	98,98
Literacy rate, 25-64 years UIS, 2018	94,4	95,1	93,62
Elderly literacy rate (65+) UIS, 2018	78,54	77,94	79,34