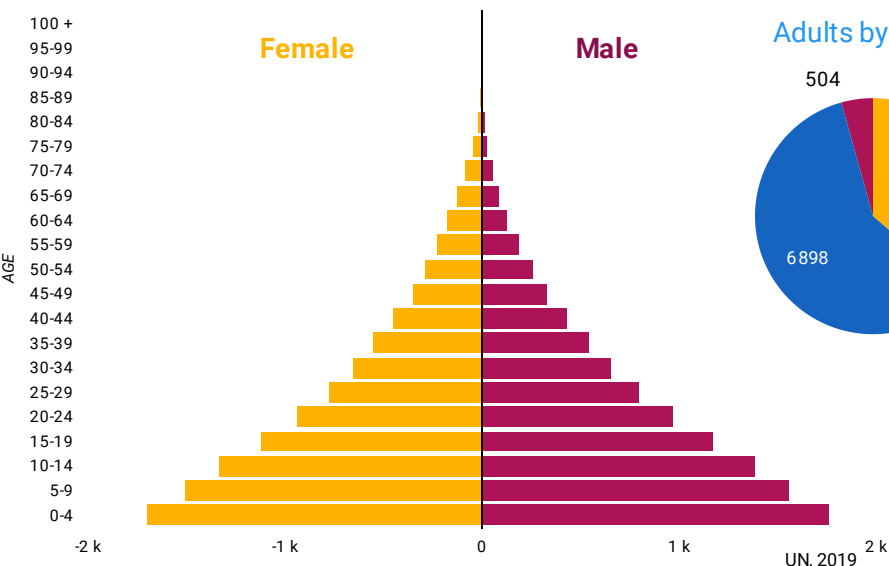
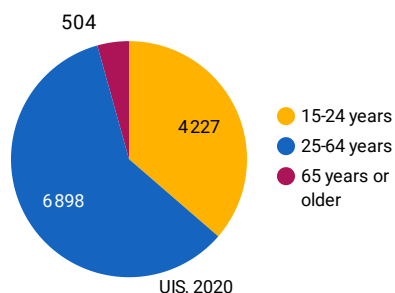


DEMOGRAPHICS



Adults by age group (thousands)



Total population
20,9 M
UIS, 2019

Median age of population
17,6
UN, 2019

Population growth (annual %)
2,8
UIS, 2019

ECONOMIC INDICATORS

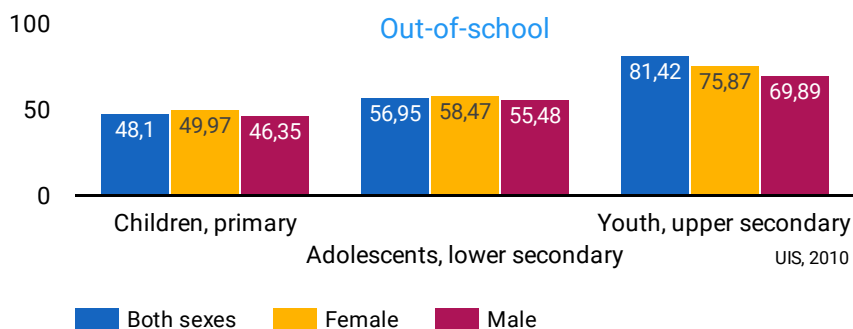
Indicator	Value	Source
GDP growth (annual %)	5.7	UIS, 2019
GDP per capita (current US\$)	775	UIS, 2019
Unemployment rate (%)	5	WB, 2020

EDUCATION FUNDING

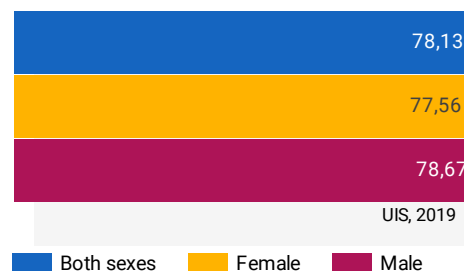
Government expenditure as a percentage of GDP
5,38
UIS, 2018

Government expenditure on Adult Learning and Education (% of expenditure on education)
1%-1,9%
Grale 4, 2019

EDUCATION



Net enrolment rate, primary education



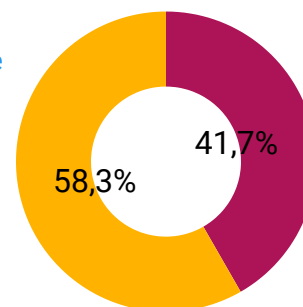
LITERACY RATES BY AGE

Variable	Both sexes	Female	Male
Youth literacy rate (15-24 years) UIS, 2018	58,29	54,67	61,79
Literacy rate, 25-64 years UIS, 2018	33,02	22,21	44,39
Elderly literacy rate (65+) UIS, 2018	10,13	4,14	19,38

ADULTS LACKING BASIC LITERACY SKILLS

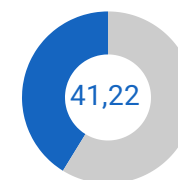
Total **6 390 995**
UIS, 2018

Share

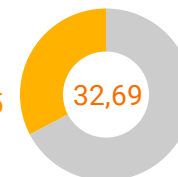


ADULT LITERACY RATE

Adults aged 15 and older



Women aged 15 and older



Men aged 15 and older

