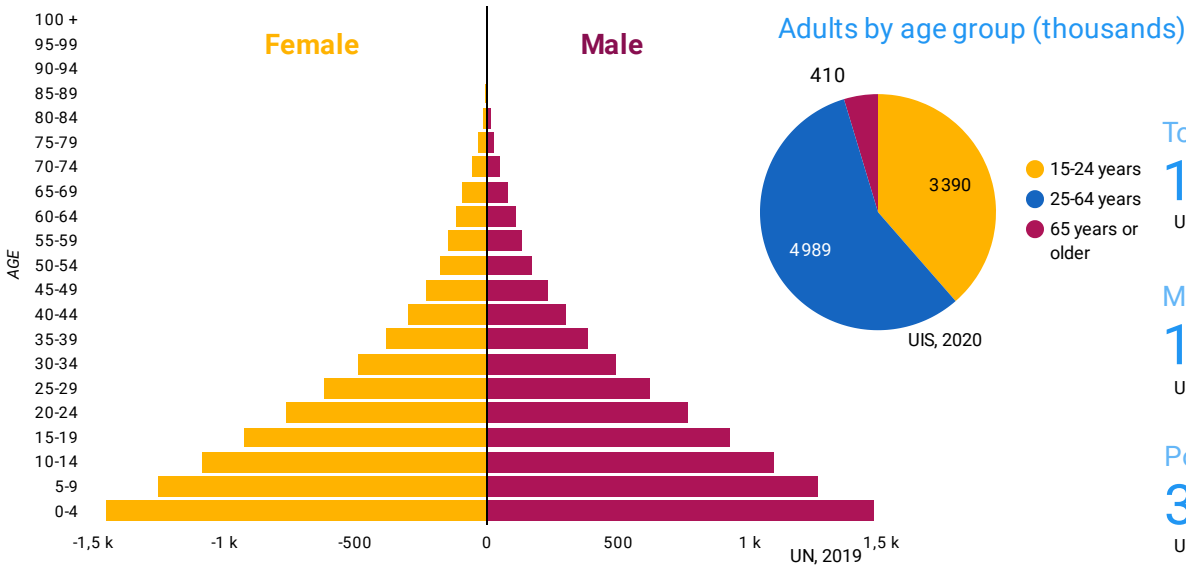


DEMOGRAPHICS



ECONOMIC INDICATORS

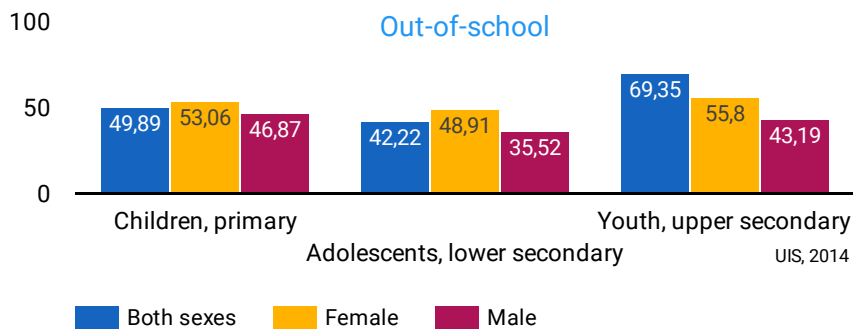
Indicator	Value	Source
GDP growth (annual %)	3.2	UIS, 2019
GDP per capita (current US\$)	710	UIS, 2019
Unemployment rate (%)	2.3	WB, 2020

EDUCATION FUNDING

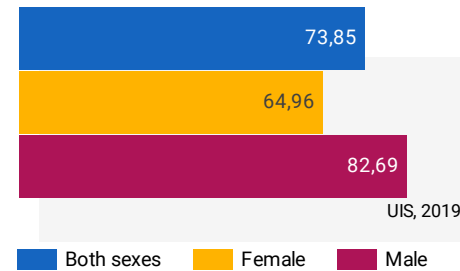
Government expenditure as a percentage of GDP
2,45
UIS, 2017

Government expenditure on Adult Learning and Education (% of expenditure on education)

EDUCATION



Net enrolment rate, primary education

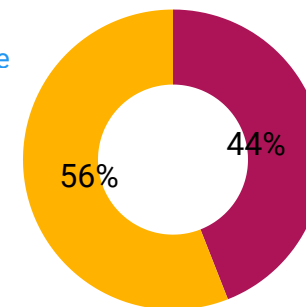


ADULT LITERACY RATE

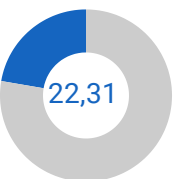
ADULTS LACKING BASIC LITERACY SKILLS

Total **5 902 966**
UIS, 2016

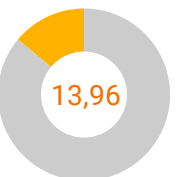
Share



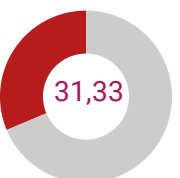
Adults aged 15 and older



Women aged 15 and older



Men aged 15 and older



LITERACY RATES BY AGE

Variable	Both sexes	Female	Male
Youth literacy rate (15-24...) UIS, 2016	30,79	22,39	40,69
Literacy rate, 25-64 UIS, 2016	18,74	9,55	28,45
Elderly literacy rate (65+) UIS, 2016	7,03	3,19	10,04