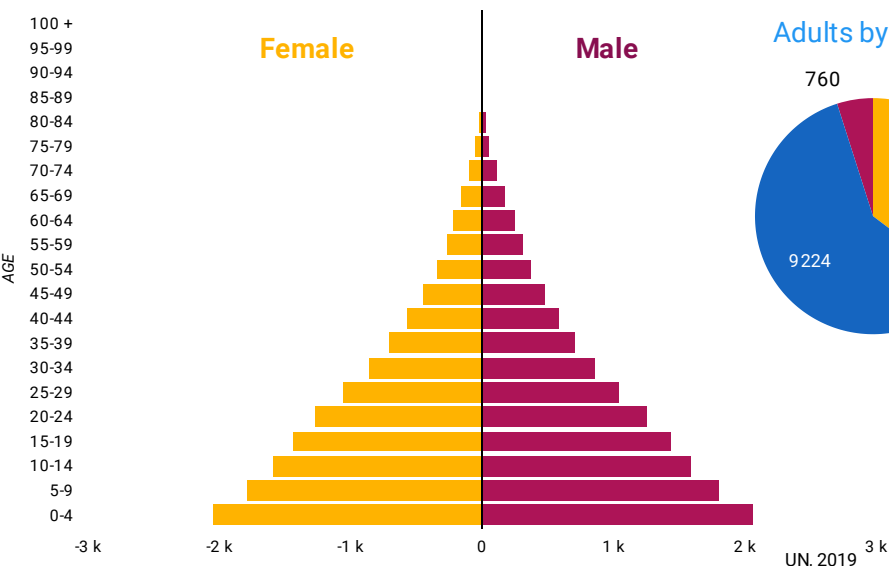
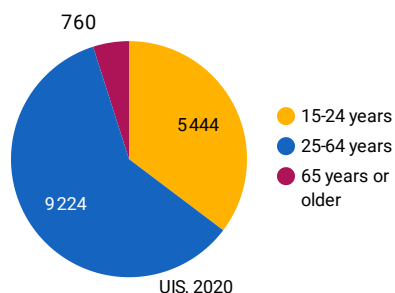


DEMOGRAPHICS



Adults by age group (thousands)



Total population

26,4 M

UIS, 2019

Median age of population

18,9

UN, 2019

Population growth (annual %)

2,5

UIS, 2019

ECONOMIC INDICATORS

Indicator	Value	Source
GDP growth (annual %)	6.9	UIS, 2019
GDP per capita (current US\$)	2286	UIS, 2019
Unemployment rate (%)	3.5	WB, 2020

EDUCATION FUNDING

Government expenditure as a percentage of GDP

3,26

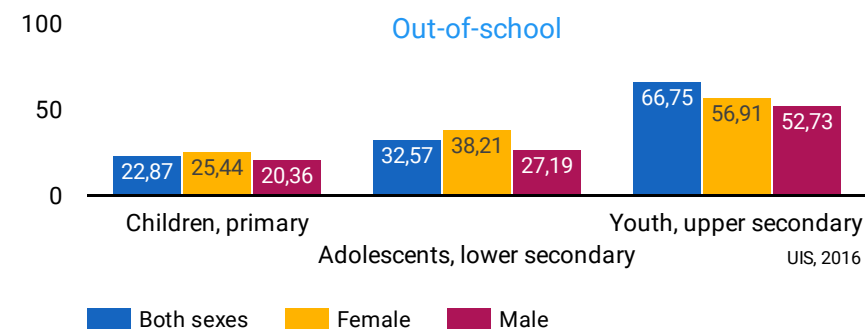
UIS, 2018

Government expenditure on Adult Learning and Education (% of expenditure on education)

1%-1,9%

Grate 4, 2019

EDUCATION



Net enrolment rate, primary education



UIS, 2019

LITERACY RATES BY AGE

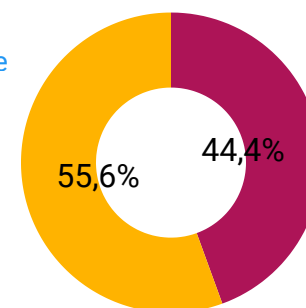
Variable	Both sexes	Female	Male
Youth literacy rate (15-24...) UIS, 2018	58,42	53,03	63,84
Literacy rate, 25-64 UIS, 2018	42,48	35,03	49,65
Elderly literacy rate (65+) UIS, 2018	22,41	12,98	30,84

ADULTS LACKING BASIC LITERACY SKILLS

Total **7 690 587**

UIS, 2018

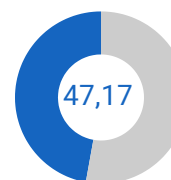
Share



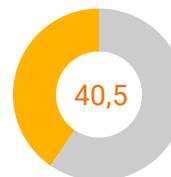
UIS, 2018

ADULT LITERACY RATE

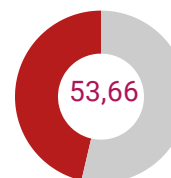
Adults aged 15 and older



Women aged 15 and older



Men aged 15 and older



UIS, 2018