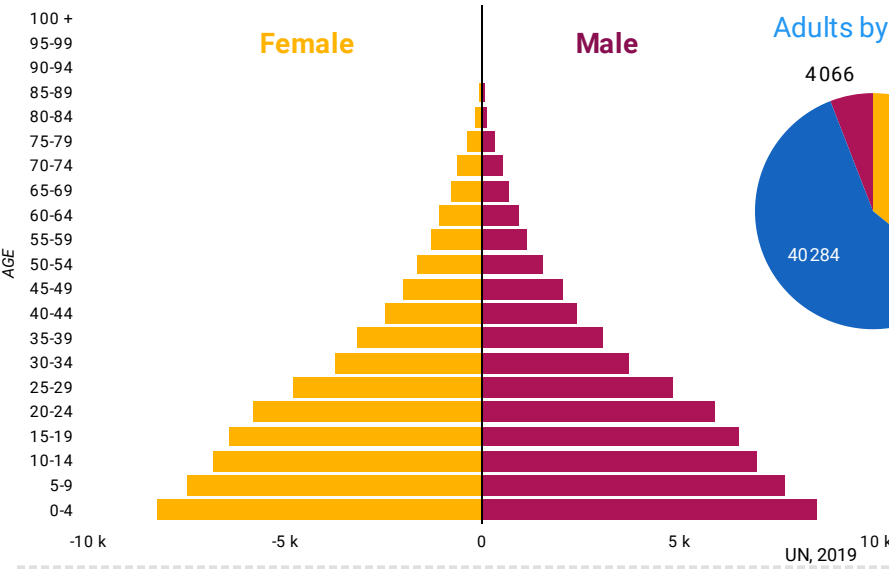
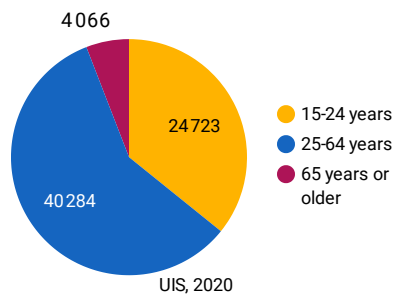


## DEMOGRAPHICS



Adults by age group (thousands)



Total population  
**115,0 M**  
UIS, 2019

Median age of population  
**19,5**  
UN, 2019

Population growth (annual %)  
**2,6**  
UIS, 2019

## ECONOMIC INDICATORS

Indicator	Value	Source
GDP growth (annual %)	8.3	UIS, 2019
GDP per capita (current US\$)	858	UIS, 2019
Unemployment rate (%)	2.8	WB, 2020

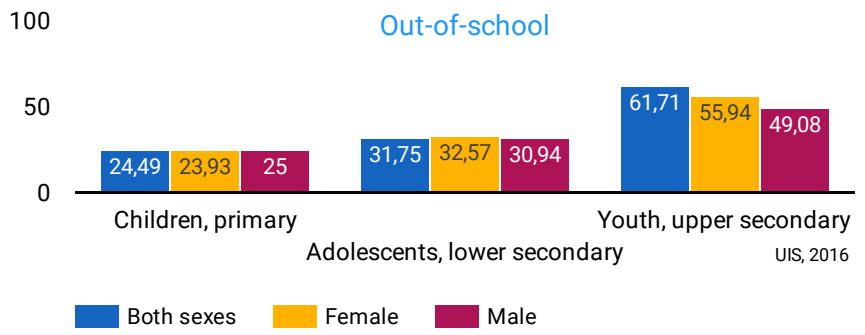
## EDUCATION FUNDING

Government expenditure as a percentage of GDP  
**4,74**  
UIS, 2015

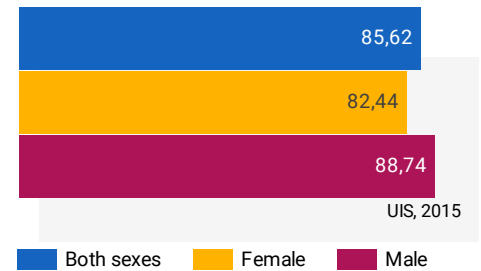
Government expenditure on Adult Learning and Education (% of expenditure on education)

**4% or more**  
Grale 4, 2019

## EDUCATION



Net enrolment rate, primary education

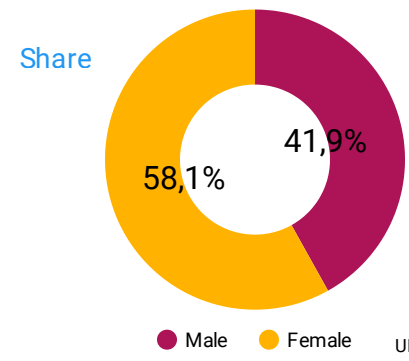


## LITERACY RATES BY AGE

Variable	Both sexes	Female	Male
Youth literacy rate (15-24 years) UIS, 2017	72,75	71,97	73,52
Literacy rate, 25-64 years UIS, 2017	42,06	31,15	53,27
Elderly literacy rate (65+) UIS, 2017	15,22	7,74	23,87

## ADULTS LACKING BASIC LITERACY SKILLS

Total **30 147 373**  
UIS, 2017



## ADULT LITERACY RATE

