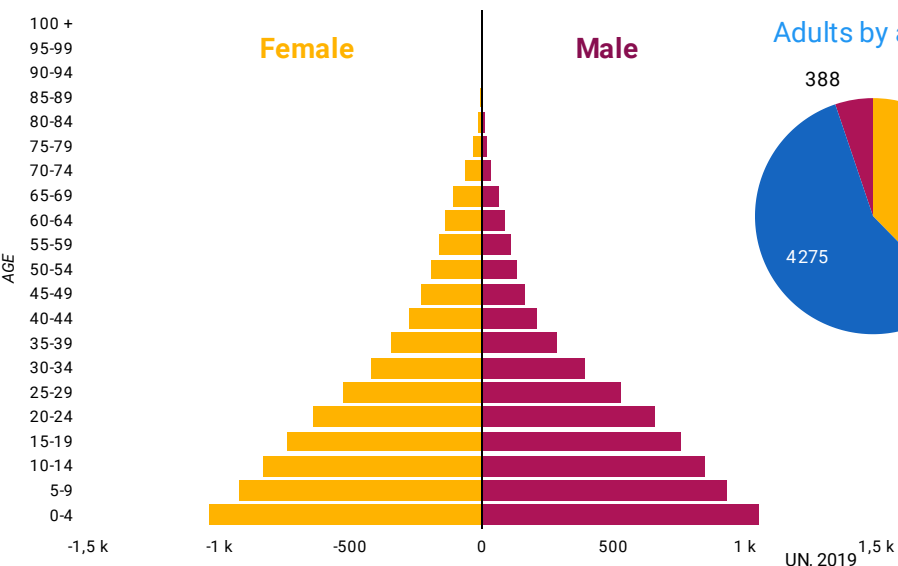
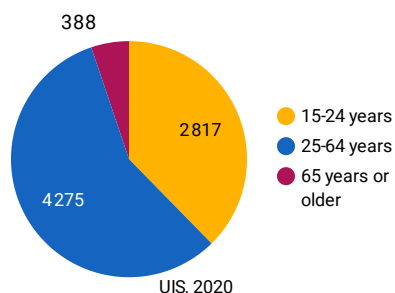


DEMOGRAPHICS



Adults by age group (thousands)



Total population

13,1 M

UIS, 2019

Median age of population

18,0

UN, 2019

Population growth (annual %)

2,8

UIS, 2019

ECONOMIC INDICATORS

Indicator	Value	Source
GDP growth (annual %)	5.6	UIS, 2019
GDP per capita (current US\$)	1064	UIS, 2019
Unemployment rate (%)	4.3	WB, 2020

EDUCATION FUNDING

Government expenditure as a percentage of GDP

2,32

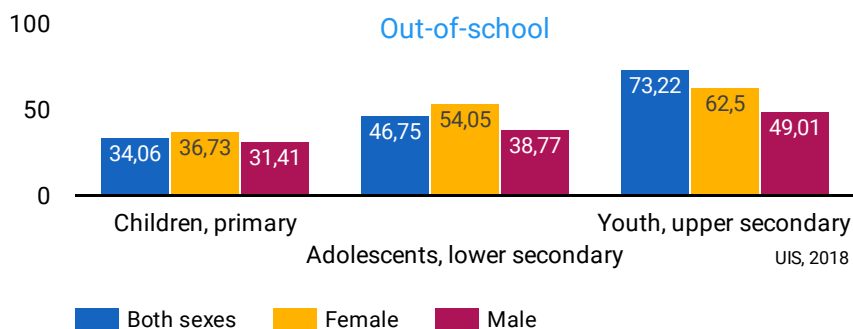
UIS, 2018

Government expenditure on Adult Learning and Education (% of expenditure on education)

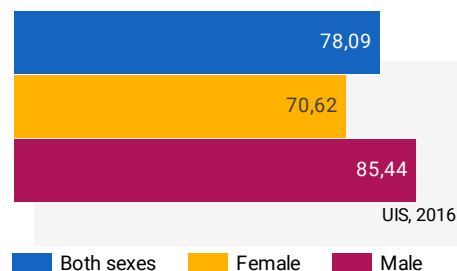
0%-0,4%

Grale 4, 2019

EDUCATION



Net enrolment rate, primary education



LITERACY RATES BY AGE

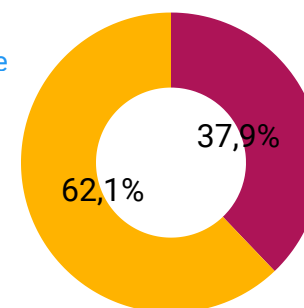
Variable	Both sexes	Female	Male
Youth literacy rate (15-24...) UIS, 2014	46,3	37,21	56,97
Literacy rate, 25-64 UIS, 2014	25,75	14,79	38,61
Elderly literacy rate (65+) UIS, 2014	13,11	4,33	21,58

ADULTS LACKING BASIC LITERACY SKILLS

Total **4 155 896**

UIS, 2014

Share



ADULT LITERACY RATE

Adults aged 15 and older

32

Women aged 15 and older

21,96

Men aged 15 and older

43,64