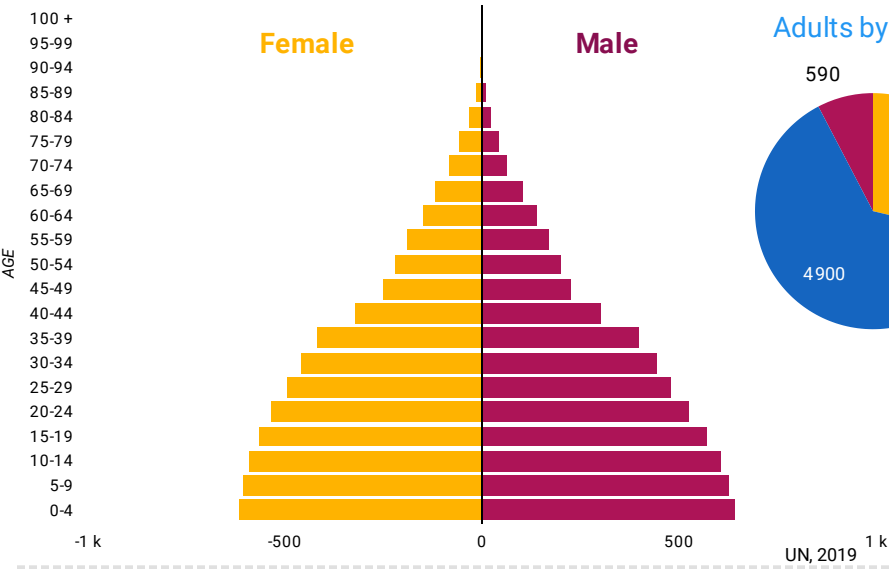
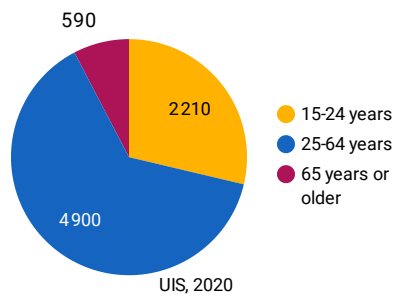


DEMOGRAPHICS



Adults by age group (thousands)



Total population

11,4 M

UIS, 2019

Median age of population

24,0

UN, 2019

Population growth (annual %)

1,2

UIS, 2019

ECONOMIC INDICATORS

Indicator	Value	Source
GDP growth (annual %)	-0.9	UIS, 2019
GDP per capita (current US\$)	755	UIS, 2019
Unemployment rate (%)	14.5	WB, 2020

EDUCATION FUNDING

Government expenditure as a percentage of GDP

2,78

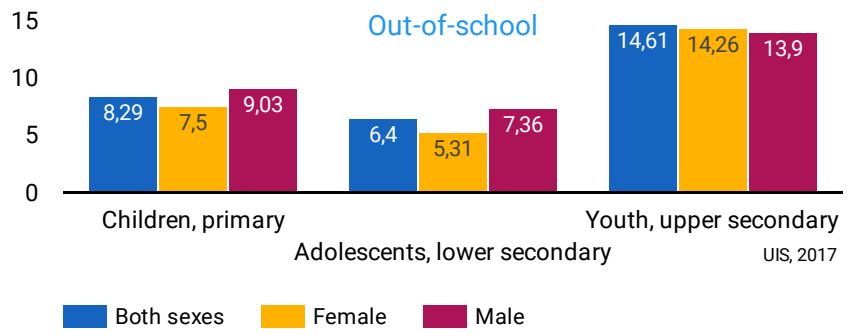
UIS, 2018

Government expenditure on Adult Learning and Education (% of expenditure on education)

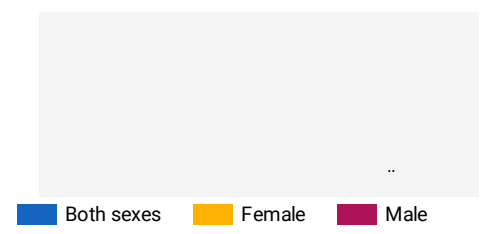
4% or more

Grate 4, 2019

EDUCATION



Net enrolment rate, primary education



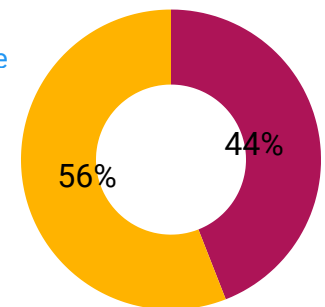
ADULT LITERACY RATE

ADULTS LACKING BASIC LITERACY SKILLS

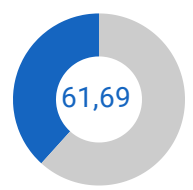
Total **2 740 639**

UIS, 2016

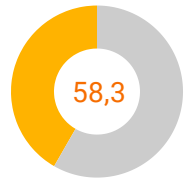
Share



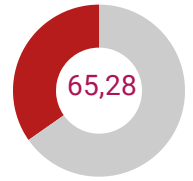
Adults aged 15 and older



Women aged 15 and older



Men aged 15 and older



LITERACY RATES BY AGE

Variable	Both sexes	Female	Male
Youth literacy rate (15-24 years)	82,99	82,63	83,35
Literacy rate, 25-64 years	56,84	52,93	61,01
Elderly literacy rate (65+)	14,76	10,24	20,46

UIS, 2016