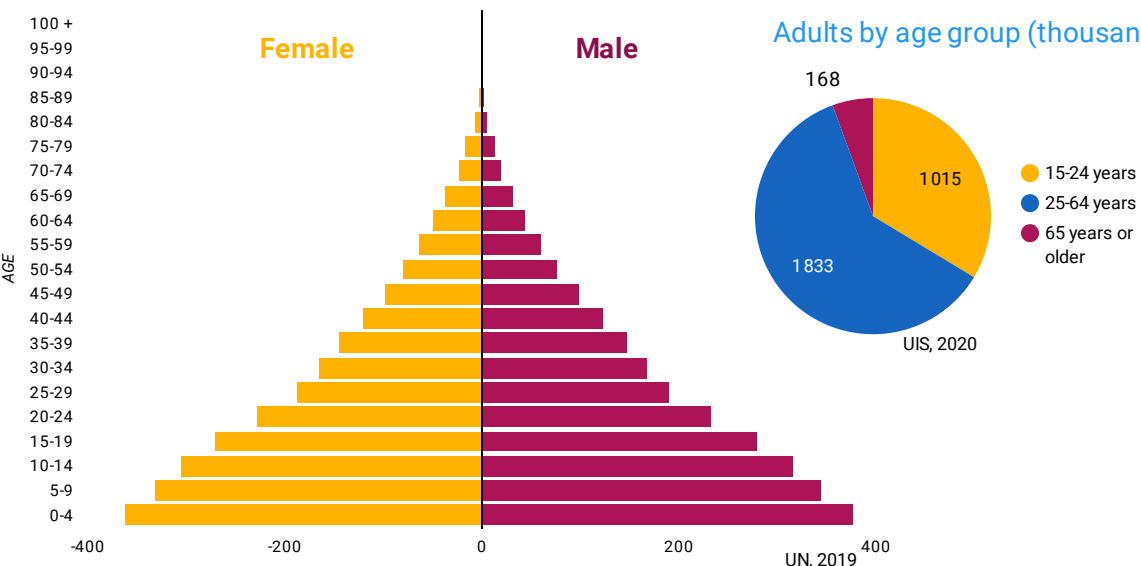


## DEMOGRAPHICS



Total population  
**5,1 M**  
UIS, 2019

Median age of population  
**19,4**  
UN, 2019

Population growth (annual %)  
**2,4**  
UIS, 2019

## ECONOMIC INDICATORS

Indicator	Value	Source
GDP growth (annual %)	-2.3	UIS, 2019
GDP per capita (current US\$)	622	UIS, 2019
Unemployment rate (%)	3.3	WB, 2020

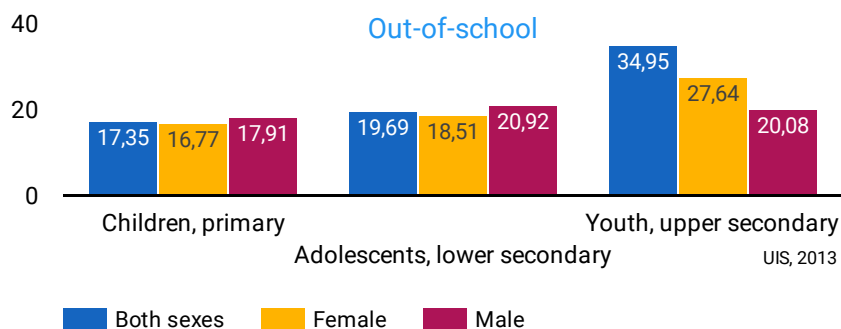
## EDUCATION FUNDING

Government expenditure as a percentage of GDP  
**2,58**  
UIS, 2018

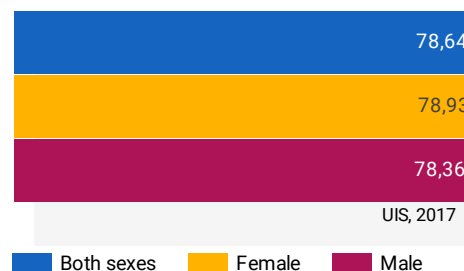
Government expenditure on Adult Learning and Education (% of expenditure on education)

**0%-0,4%**  
Grale 4, 2019

## EDUCATION



## Net enrolment rate, primary education

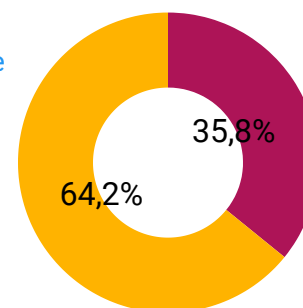


## ADULT LITERACY RATE

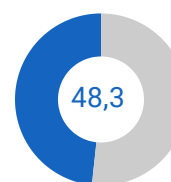
## ADULTS LACKING BASIC LITERACY SKILLS

Total **1 422 645**  
UIS, 2017

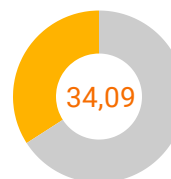
Share



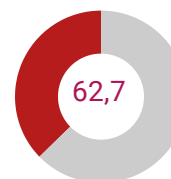
Adults aged 15 and older



Women aged 15 and older



Men aged 15 and older



## LITERACY RATES BY AGE

Variable	Both sexes	Female	Male
Youth literacy rate (15-24...) UIS, 2017	55,4	45,64	64,96
Literacy rate, 25-64 UIS, 2017	45,89	30,07	61,92
Elderly literacy rate (65+) UIS, 2017	32,22	12,33	56,85