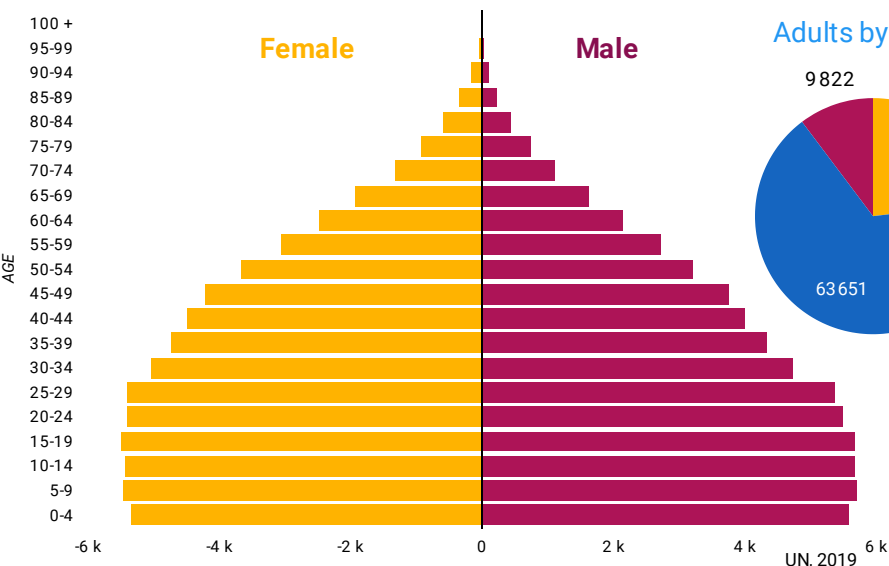
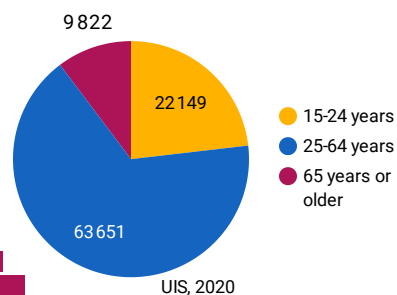


## DEMOGRAPHICS



### Adults by age group (thousands)



### Total population

**128,9 M**

UIS, 2019

### Median age of population

**29,2**

UN, 2019

### Population growth (annual %)

**1,1**

UIS, 2019

## ECONOMIC INDICATORS

Indicator	Value	Source
GDP growth (annual %)	-0.1	UIS, 2019
GDP per capita (current US\$)	9863	UIS, 2019
Unemployment rate (%)	4.7	WB, 2020

## EDUCATION FUNDING

Government expenditure as a percentage of GDP

**4,52**

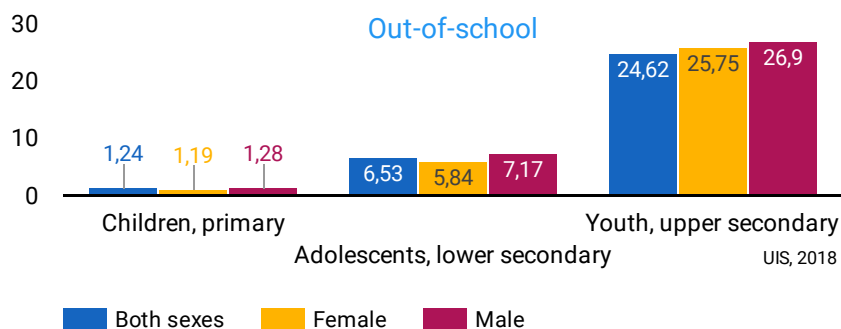
UIS, 2017

Government expenditure on Adult Learning and Education (% of expenditure on education)

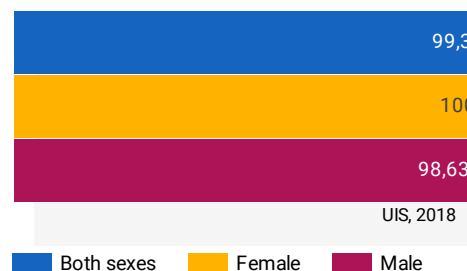
**1%-1,9%**

Grate 4, 2019

## EDUCATION



### Net enrolment rate, primary education



## LITERACY RATES BY AGE

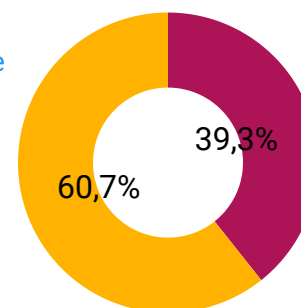
Variable	Both sexes	Female	Male
Youth literacy rate (15-24...) UIS, 2018	99,32	99,39	99,25
Literacy rate, 25-64 UIS, 2018	96,48	95,99	97,03
Elderly literacy rate (65+) UIS, 2018	80,67	77,44	84,49

## ADULTS LACKING BASIC LITERACY SKILLS

Total **4 272 530**

UIS, 2018

### Share



Male Female

UIS, 2018

## ADULT LITERACY RATE

Adults aged 15 and older

**95,38**

Women aged 15 and older

**94,61**

Men aged 15 and older

**96,23**

UIS, 2018