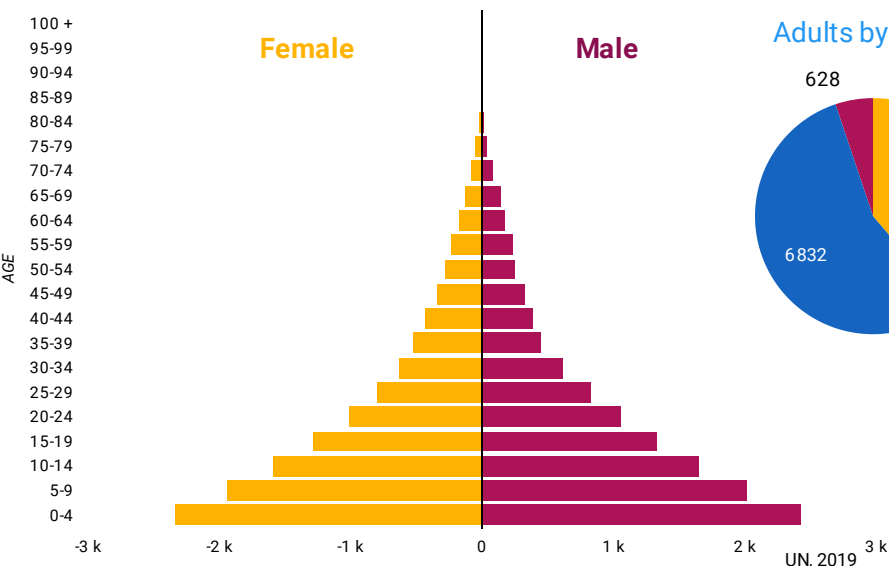
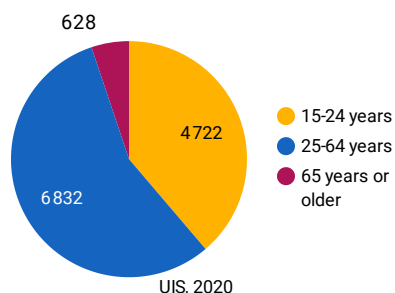


DEMOGRAPHICS



Adults by age group (thousands)



Total population

24,2 M

UIS, 2019

Median age of population

15,2

UN, 2019

Population growth (annual %)

3,8

UIS, 2019

ECONOMIC INDICATORS

Indicator	Value	Source
GDP growth (annual %)	5.8	UIS, 2019
GDP per capita (current US\$)	555	UIS, 2019
Unemployment rate (%)	0.7	WB, 2020

EDUCATION FUNDING

Government expenditure as a percentage of GDP

3,55

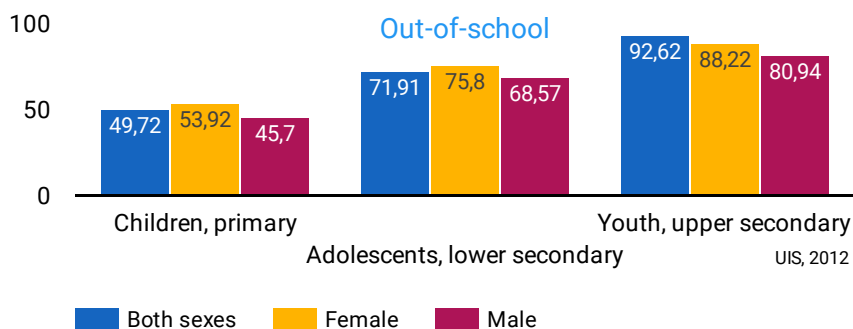
UIS, 2018

Government expenditure on Adult Learning and Education (% of expenditure on education)

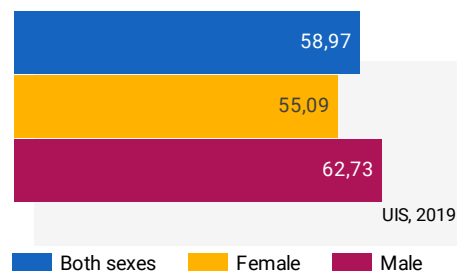
0%-0,4%

Grate 4, 2019

EDUCATION



Net enrolment rate, primary education



LITERACY RATES BY AGE

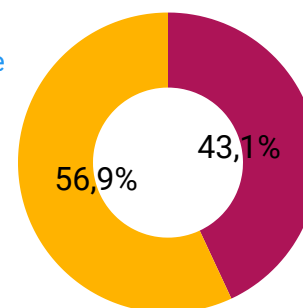
Variable	Both sexes	Female	Male
Youth literacy rate (15-24...) UIS, 2018	43,46	35,56	51,07
Literacy rate, 25-64 UIS, 2018	31,09	22,46	40,16
Elderly literacy rate (65+) UIS, 2018	15,75	9,19	22,79

ADULTS LACKING BASIC LITERACY SKILLS

Total **7 290 605**

UIS, 2018

Share



ADULT LITERACY RATE

Adults aged 15 and older

35,05

Women aged 15 and older

26,65

Men aged 15 and older

43,59