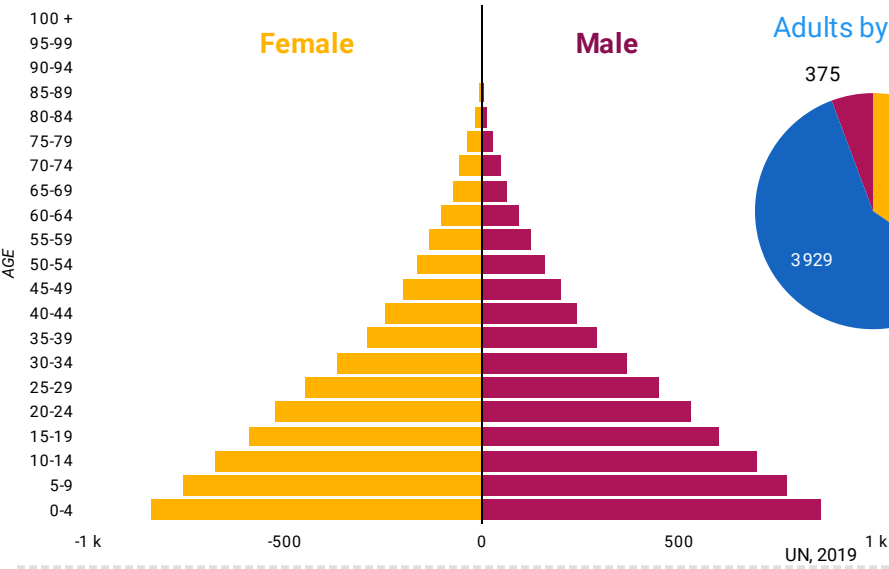
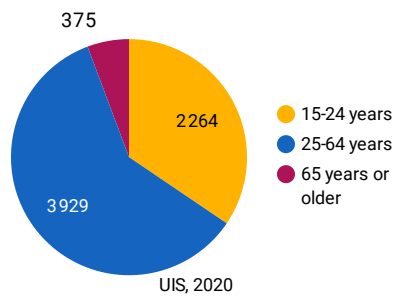


DEMOGRAPHICS



Adults by age group (thousands)



Total population

11,2 M

UIS, 2019

Median age of population

19,0

UN, 2019

Population growth (annual %)

0,8

UIS, 2019

ECONOMIC INDICATORS

Indicator	Value	Source
GDP growth (annual %)	-10.8	UIS, 2015
GDP per capita (current US\$)	1120	UIS, 2015
Unemployment rate (%)	12.7	WB, 2020

EDUCATION FUNDING

Government expenditure as a percentage of GDP

1,54

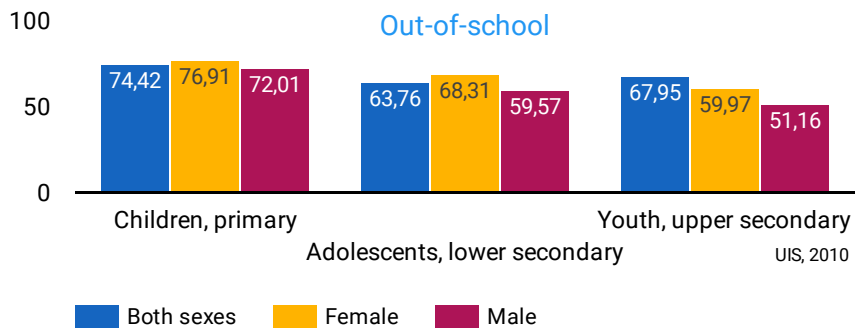
UIS, 2016

Government expenditure on Adult Learning and Education (% of expenditure on education)

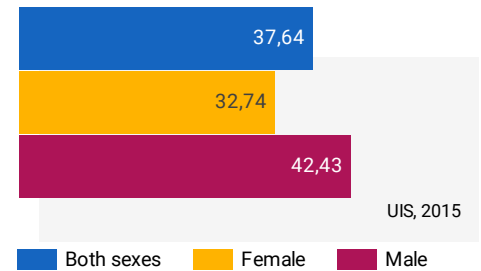
4% or more

Grate 4, 2019

EDUCATION



Net enrolment rate, primary education

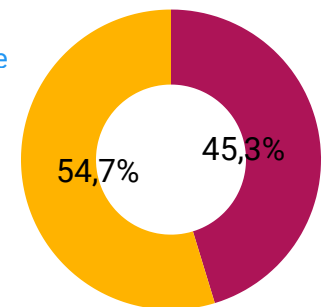


ADULTS LACKING BASIC LITERACY SKILLS

Total **4 181 233**

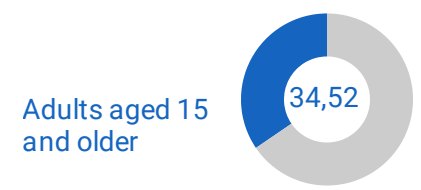
UIS, 2018

Share



Male Female UIS, 2018

ADULT LITERACY RATE



UIS, 2018

LITERACY RATES BY AGE

Variable	Both sexes	Female	Male
Youth literacy rate (15-24 years) UIS, 2018	47,9	47,37	48,43
Literacy rate, 25-64 years UIS, 2018	28,96	20,56	37,51
Elderly literacy rate (65+) UIS, 2018	11,44	6,39	17,34