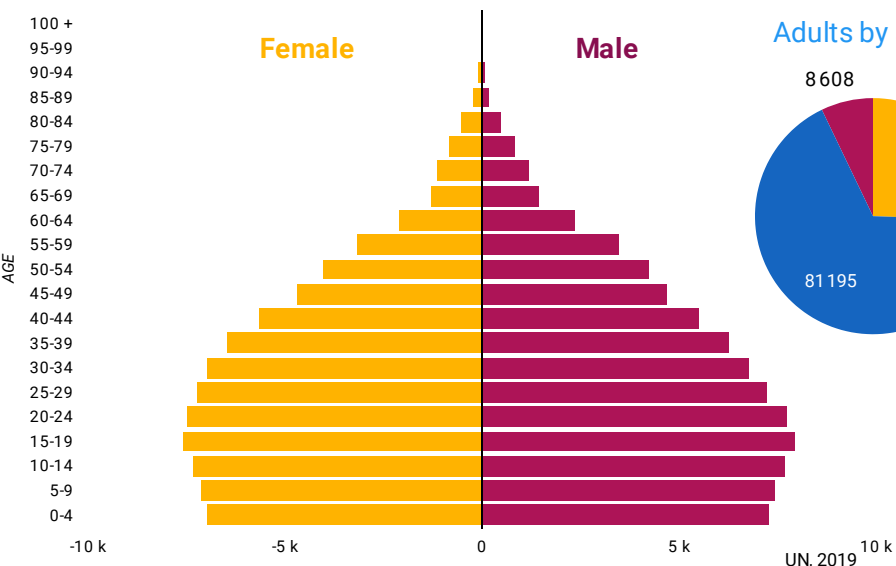
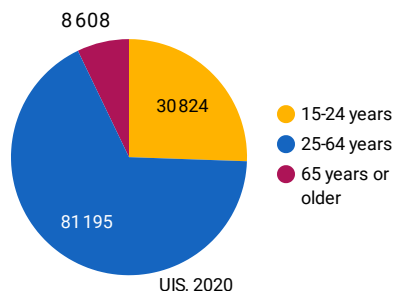


## DEMOGRAPHICS



Adults by age group (thousands)



Total population

**164,7 M**

UIS, 2019

Median age of population

**27,6**

UN, 2019

Population growth (annual %)

**1**

UIS, 2019

## ECONOMIC INDICATORS

Indicator	Value	Source
GDP growth (annual %)	8.2	UIS, 2019
GDP per capita (current US\$)	1856	UIS, 2019
Unemployment rate (%)	5.3	WB, 2020

## EDUCATION FUNDING

Government expenditure as a percentage of GDP

**1,33**

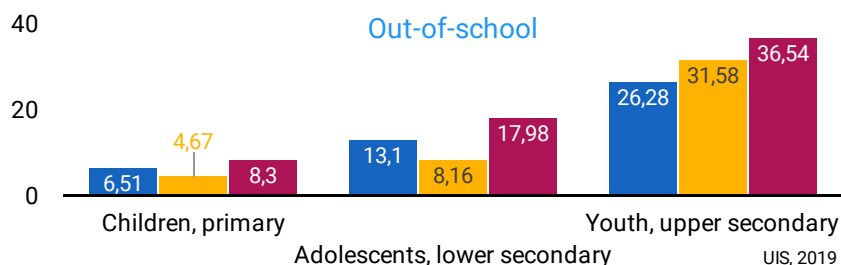
UIS, 2019

Government expenditure on Adult Learning and Education (% of expenditure on education)

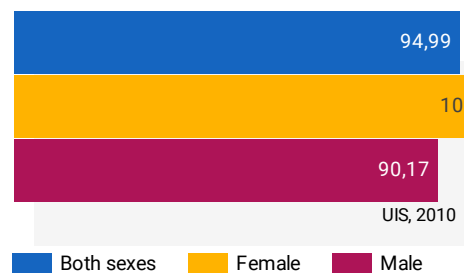
**2%-3,9%**

Grale 4, 2019

## EDUCATION



Net enrolment rate, primary education



## LITERACY RATES BY AGE

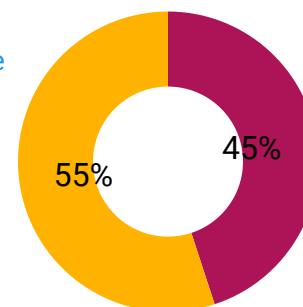
Variable	Both sexes	Female	Male
Youth literacy rate (15-24...) UIS, 2019	94,86	96,09	93,7
Literacy rate, 25-64 UIS, 2019	70,67	67,77	73,7
Elderly literacy rate (65+) UIS, 2019	39,43	25	52,47

## ADULTS LACKING BASIC LITERACY SKILLS

Total **30 004 627**

UIS, 2019

Share

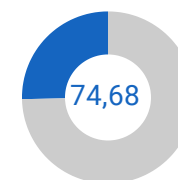


Male Female

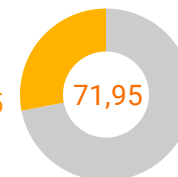
UIS, 2019

## ADULT LITERACY RATE

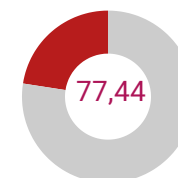
Adults aged 15 and older



Women aged 15 and older



Men aged 15 and older



UIS, 2019