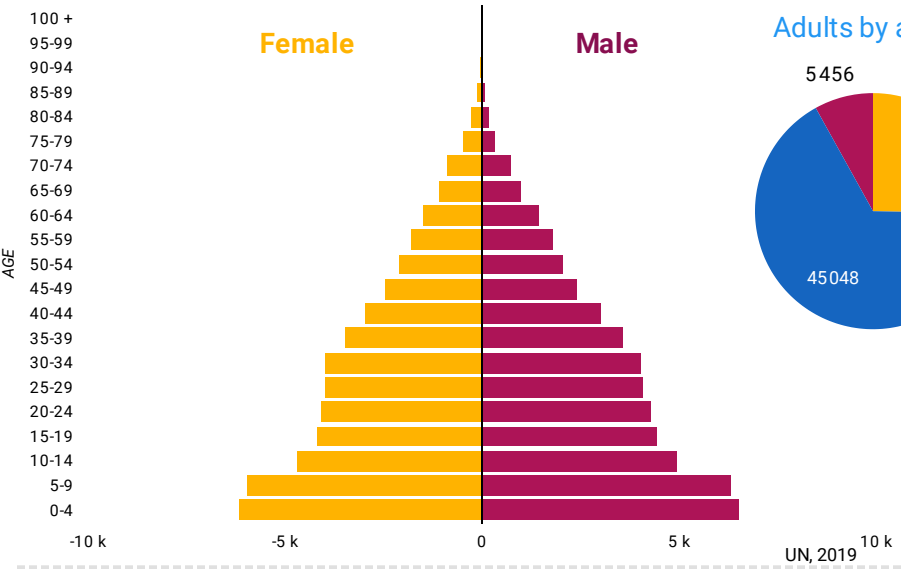
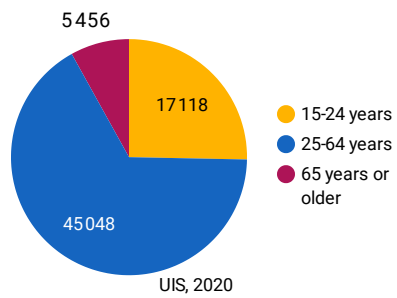


## DEMOGRAPHICS



Adults by age group (thousands)



Total population  
**102,3 M**  
UIS, 2019

Median age of population  
**24,6**  
UN, 2019

Population growth (annual %)  
**2**  
UIS, 2019

## ECONOMIC INDICATORS

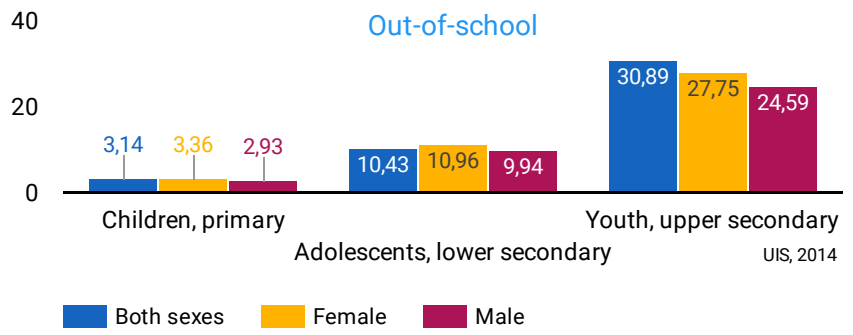
Indicator	Value	Source
GDP growth (annual %)	5.6	UIS, 2019
GDP per capita (current US\$)	3020	UIS, 2019
Unemployment rate (%)	10.4	WB, 2020

## EDUCATION FUNDING

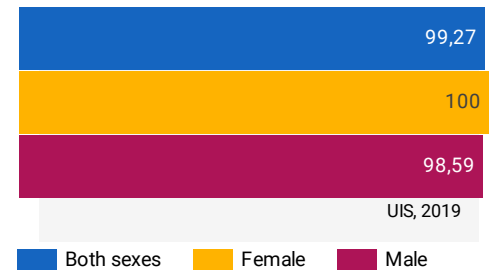
Government expenditure as a percentage of GDP  
**3,76**  
UIS, 2008

Government expenditure on Adult Learning and Education (% of expenditure on education)

## EDUCATION



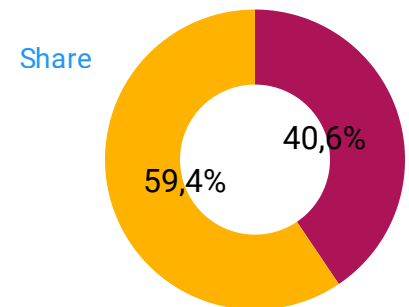
Net enrolment rate, primary education



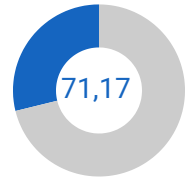
## ADULT LITERACY RATE

## ADULTS LACKING BASIC LITERACY SKILLS

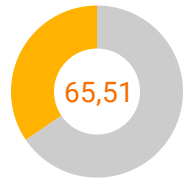
Total **18 518 979**  
UIS, 2017



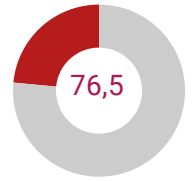
Adults aged 15 and older



Women aged 15 and older



Men aged 15 and older



## LITERACY RATES BY AGE

Variable	Both sexes	Female	Male
Youth literacy rate (15-24 years) UIS, 2017	88,19	86,81	89,48
Literacy rate, 25-64 years UIS, 2017	67,47	60,48	74,1
Elderly literacy rate (65+) UIS, 2017	32,91	21,18	43,21