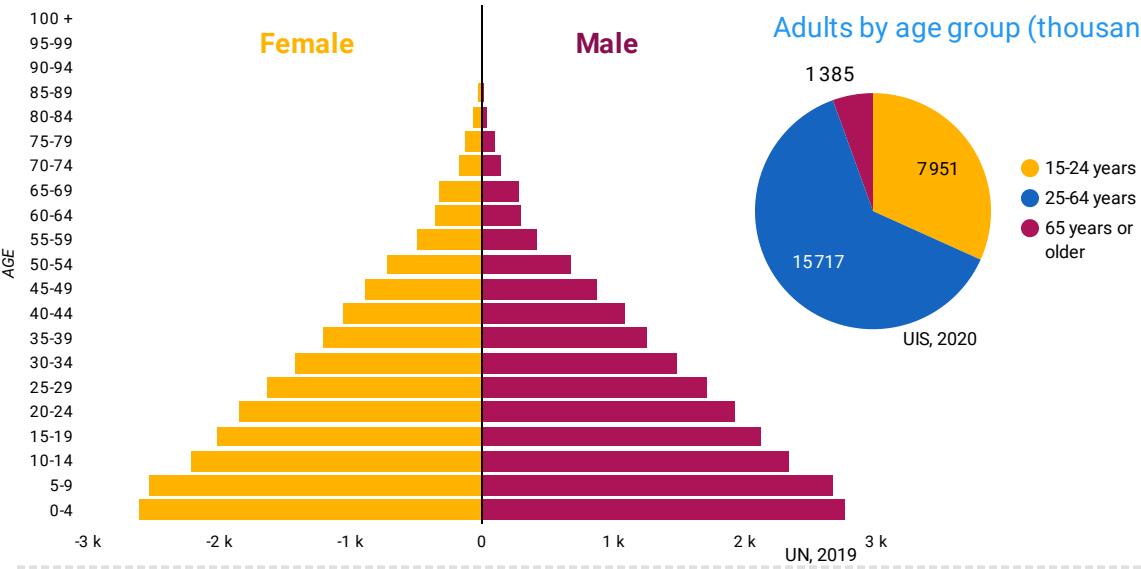


## DEMOGRAPHICS



Total population  
**40,2 M**  
UIS, 2019

Median age of population  
**21,0**  
UN, 2019

Population growth (annual %)  
**2,3**  
UIS, 2019

## ECONOMIC INDICATORS

Indicator	Value	Source
GDP growth (annual %)	4.4	UIS, 2019
GDP per capita (current US\$)	5955	UIS, 2019
Unemployment rate (%)	13.7	WB, 2020

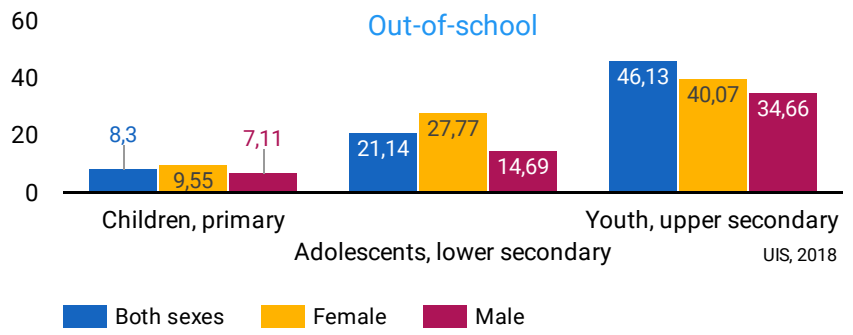
## EDUCATION FUNDING

Government expenditure as a percentage of GDP

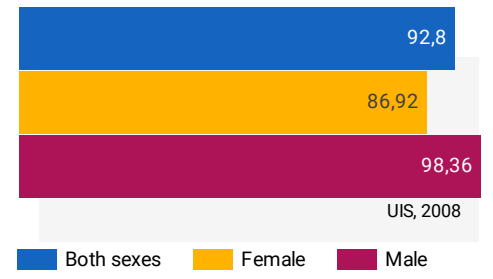
Government expenditure on Adult Learning and Education (% of expenditure on education)

**0%-0,4%**  
Grale 4, 2019

## EDUCATION



## Net enrolment rate, primary education

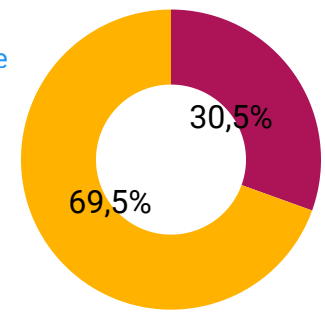


## ADULT LITERACY RATE

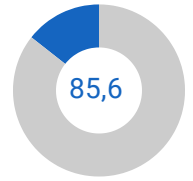
## ADULTS LACKING BASIC LITERACY SKILLS

Total **3 320 508**  
UIS, 2017

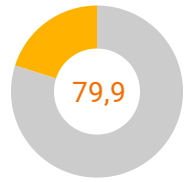
Share



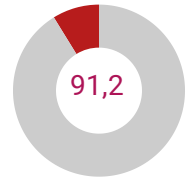
Adults aged 15 and older



Women aged 15 and older



Men aged 15 and older



## LITERACY RATES BY AGE

Variable	Both sexes	Female	Male
Youth literacy rate (15-24...) UIS, 2017	93,5	92,1	94,9
Literacy rate, 25-64 UIS, 2000	72,19	59,21	85,88
Elderly literacy rate (65+) UIS, 2000	18,59	6,75	30,96