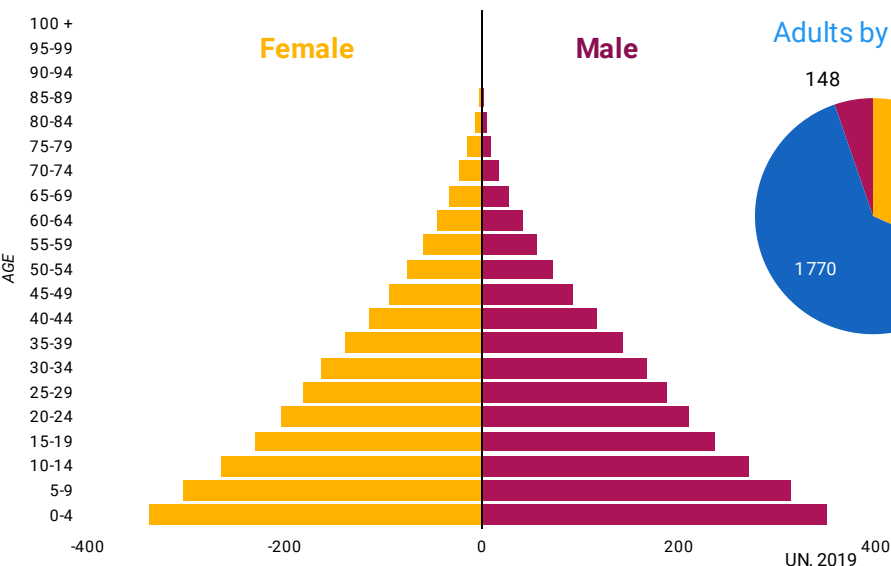
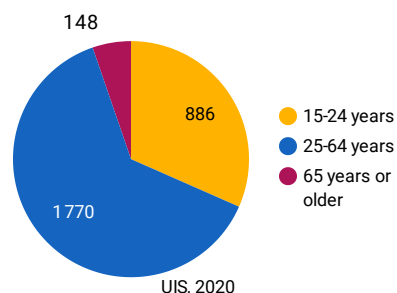


## DEMOGRAPHICS



Adults by age group (thousands)



Total population

**4,7 M**

UIS, 2019

Median age of population

**20,1**

UN, 2019

Population growth (annual %)

**2,7**

UIS, 2019

## ECONOMIC INDICATORS

| Indicator                     | Value | Source    |
|-------------------------------|-------|-----------|
| GDP growth (annual %)         | 5.9   | UIS, 2019 |
| GDP per capita (current US\$) | 1678  | UIS, 2019 |
| Unemployment rate (%)         | 10.7  | WB, 2020  |

## EDUCATION FUNDING

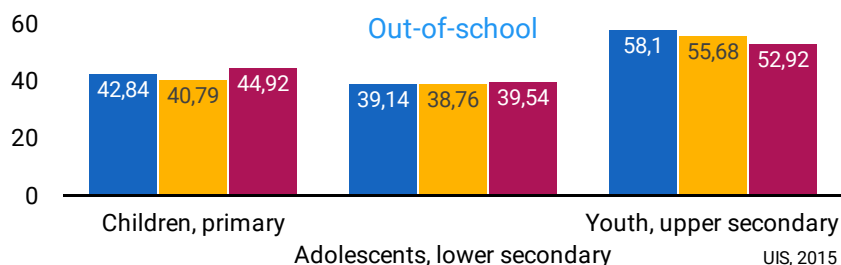
Government expenditure as a percentage of GDP

**1,9**

UIS, 2019

Government expenditure on Adult Learning and Education (% of expenditure on education)

## EDUCATION



Net enrolment rate, primary education



## LITERACY RATES BY AGE

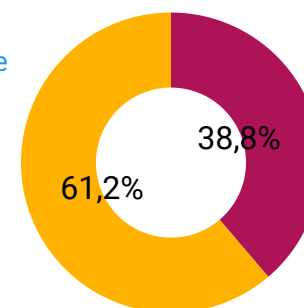
| Variable                                    | Both sexes | Female | Male  |
|---------------------------------------------|------------|--------|-------|
| Youth literacy rate (15-24...)<br>UIS, 2017 | 63,95      | 56,76  | 70,94 |
| Literacy rate, 25-64<br>UIS, 2017           | 50,26      | 39,18  | 61,38 |
| Elderly literacy rate (65+)<br>UIS, 2017    | 27,97      | 16,31  | 44,04 |

## ADULTS LACKING BASIC LITERACY SKILLS

Total **1 189 674**

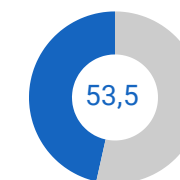
UIS, 2017

Share

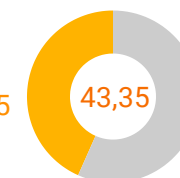


## ADULT LITERACY RATE

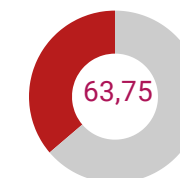
Adults aged 15 and older



Women aged 15 and older



Men aged 15 and older



UIS, 2017