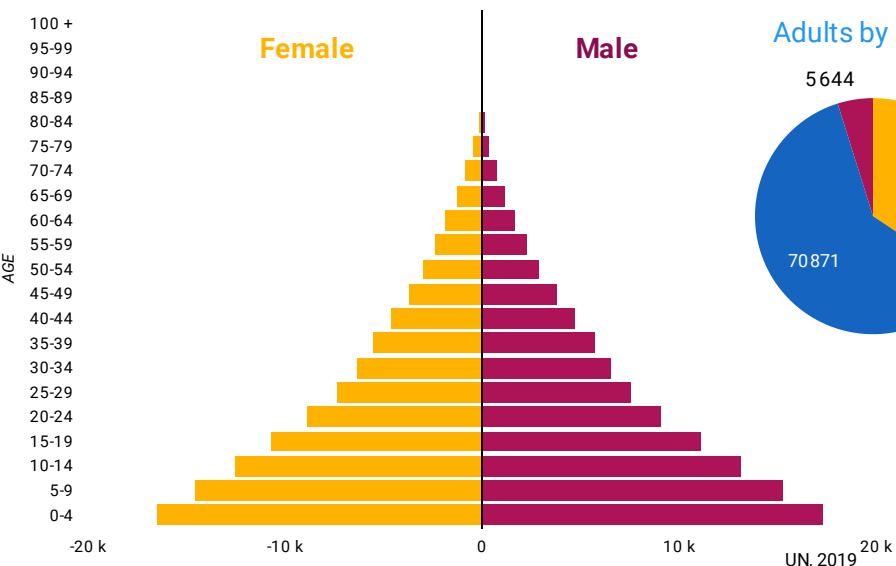
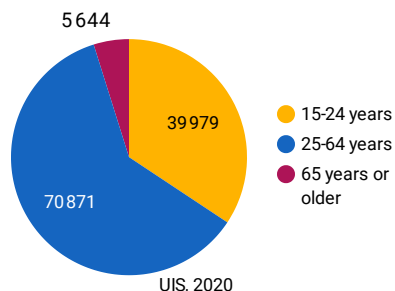


## DEMOGRAPHICS



Adults by age group (thousands)



Total population  
**206,1 M**  
UIS, 2019

Median age of population  
**18,1**  
UN, 2019

Population growth (annual %)  
**2,6**  
UIS, 2019

## ECONOMIC INDICATORS

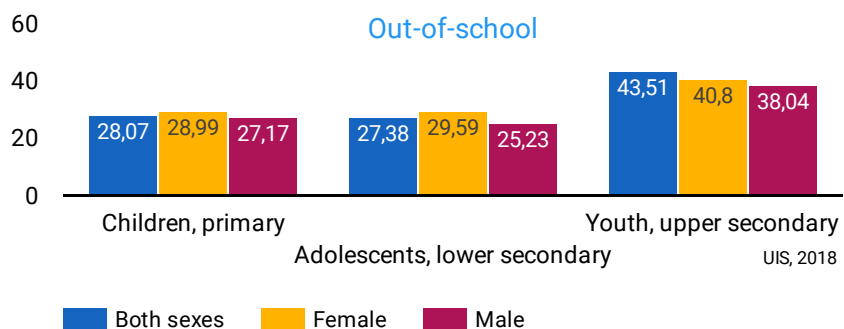
Indicator	Value	Source
GDP growth (annual %)	2.2	UIS, 2019
GDP per capita (current US\$)	2230	UIS, 2019
Unemployment rate (%)	9	WB, 2020

## EDUCATION FUNDING

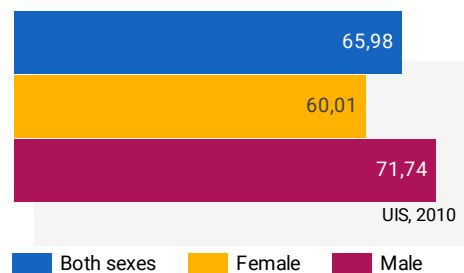
Government expenditure as a percentage of GDP  
**1,7**  
WB, 2013

Government expenditure on Adult Learning and Education (% of expenditure on education)

## EDUCATION



Net enrolment rate, primary education



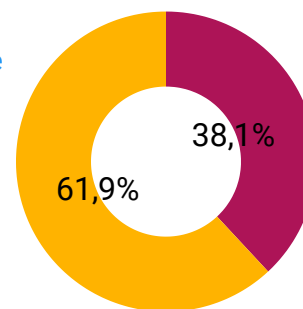
## LITERACY RATES BY AGE

Variable	Both sexes	Female	Male
Youth literacy rate (15-24 years) UIS, 2018	75,03	68,26	81,58
Literacy rate, 25-64 years UIS, 2018	57,45	46,99	67,78
Elderly literacy rate (65+) UIS, 2018	28,29	17,63	40,11

## ADULTS LACKING BASIC LITERACY SKILLS

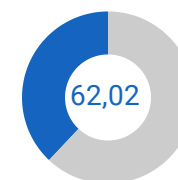
Total **41 763 792**  
UIS, 2018

Share

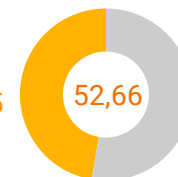


## ADULT LITERACY RATE

Adults aged 15 and older



Women aged 15 and older



Men aged 15 and older

