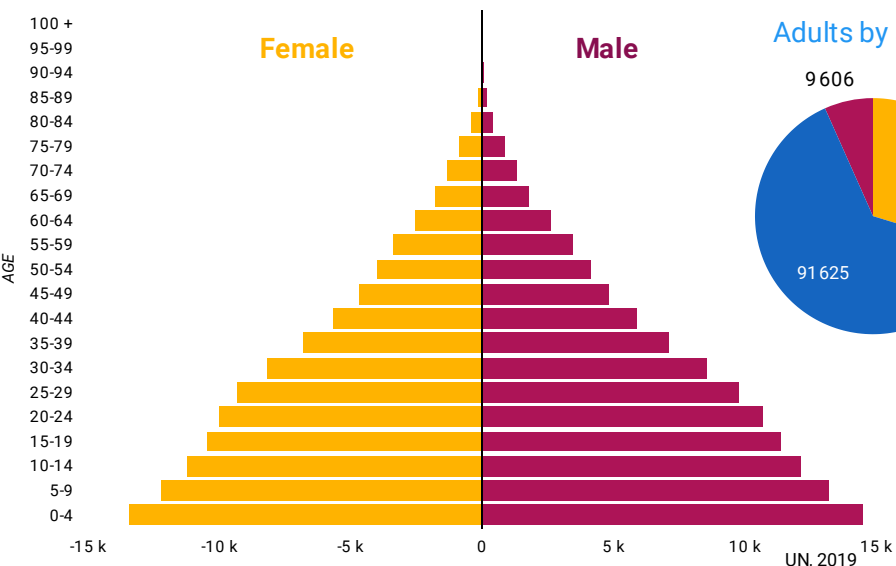
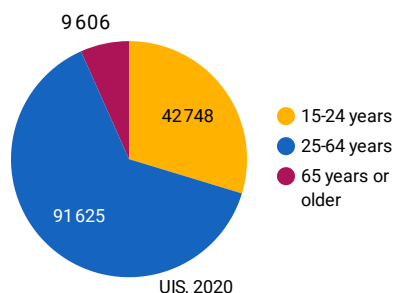


DEMOGRAPHICS



Adults by age group (thousands)



Total population
220,9 M
UIS, 2019

Median age of population
22,8
UN, 2019

Population growth (annual %)
2
UIS, 2019

ECONOMIC INDICATORS

Indicator	Value	Source
GDP growth (annual %)	1	UIS, 2019
GDP per capita (current US\$)	1285	UIS, 2019
Unemployment rate (%)	4.7	WB, 2020

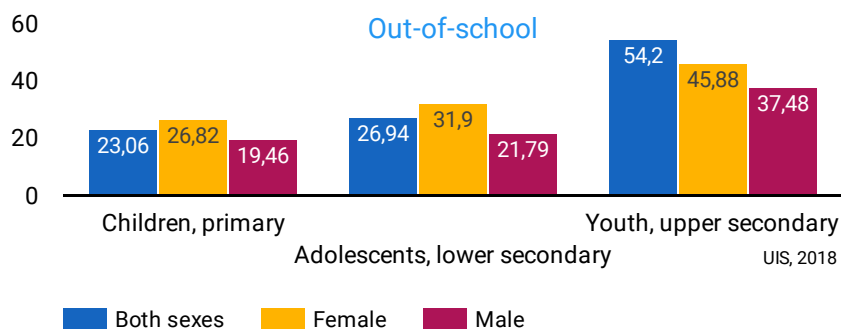
EDUCATION FUNDING

Government expenditure as a percentage of GDP
2,9
UIS, 2017


Government expenditure on Adult Learning and Education (% of expenditure on education)

1%-1,9%
Grale 4, 2019

EDUCATION



Net enrolment rate, primary education



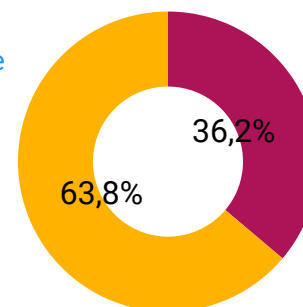
LITERACY RATES BY AGE

Variable	Both sexes	Female	Male
Youth literacy rate (15-24...) UIS, 2017	74,53	67,54	81,26
Literacy rate, 25-64 UIS, 2017	52,34	35,74	68,39
Elderly literacy rate (65+) UIS, 2017	27,06	10,68	38,14

ADULTS LACKING BASIC LITERACY SKILLS

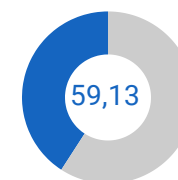
Total **54 875 788**
UIS, 2017

Share

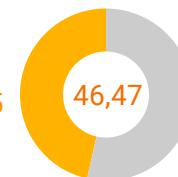


ADULT LITERACY RATE

Adults aged 15 and older



Women aged 15 and older



Men aged 15 and older

