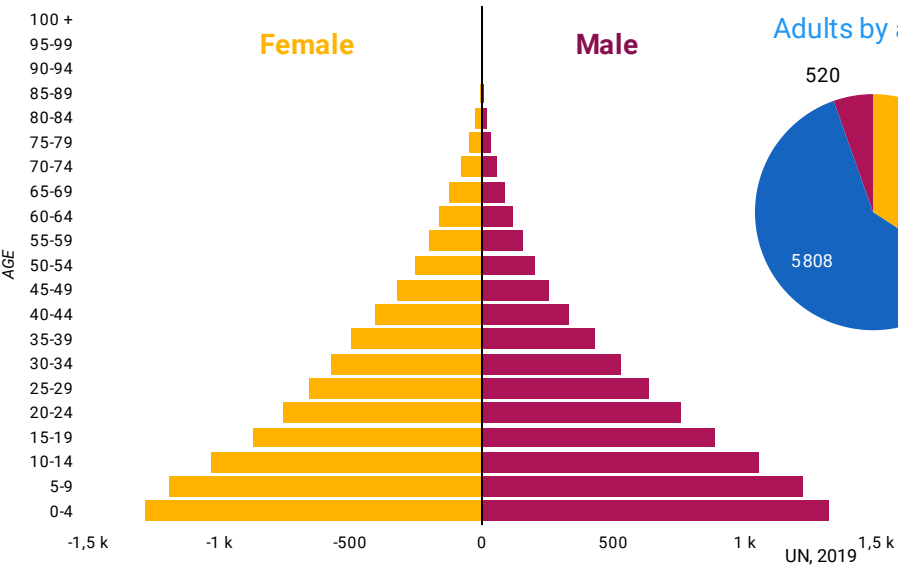
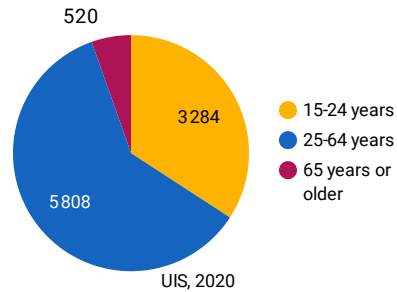


## DEMOGRAPHICS



Adults by age group (thousands)



Total population

**16,7 M**

UIS, 2019

Median age of population

**18,5**

UN, 2019

Population growth (annual %)

**2,7**

UIS, 2019

## ECONOMIC INDICATORS

Indicator	Value	Source
GDP growth (annual %)	5.3	UIS, 2019
GDP per capita (current US\$)	1447	UIS, 2019
Unemployment rate (%)	7.1	WB, 2020

## EDUCATION FUNDING

Government expenditure as a percentage of GDP

**4,83**

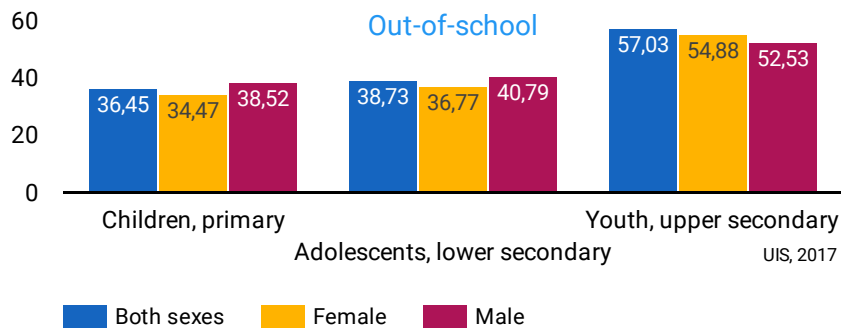
UIS, 2018

Government expenditure on Adult Learning and Education (% of expenditure on education)

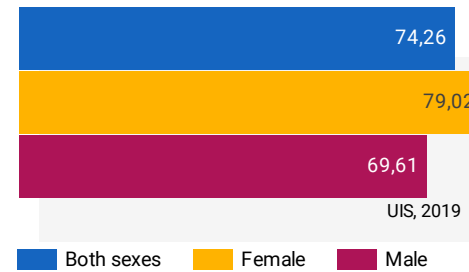
**0%-0,4%**

Grale 4, 2019

## EDUCATION



Net enrolment rate, primary education



## LITERACY RATES BY AGE

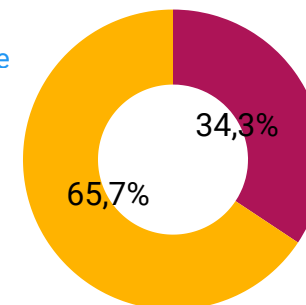
Variable	Both sexes	Female	Male
Youth literacy rate (15-24...) UIS, 2017	69,48	63,5	75,58
Literacy rate, 25-64 UIS, 2017	43,96	29,33	60,3
Elderly literacy rate (65+) UIS, 2017	27,67	7,29	46,21

## ADULTS LACKING BASIC LITERACY SKILLS

Total **4 235 765**

UIS, 2017

Share



## ADULT LITERACY RATE

Adults aged 15 and older

**51,9**

Women aged 15 and older

**39,8**

Men aged 15 and older

**64,81**