



8 CP

United Nations
Educational, Scientific and
Cultural Organization

• Diversity of
• Cultural Expressions

Organisation
des Nations Unies
pour l'éducation,
la science et la culture

• Diversité
• des expressions
• culturelles

Organización
de las Naciones Unidas
para la Educación,
la Ciencia y la Cultura

• Diversidad
• de las expresiones
• culturales

Организация
Объединенных Наций по
вопросам образования,
науки и культуры

• Разнообразие форм
• культурного
• самовыражения

منظمة الأمم المتحدة
للتربية والعلم والثقافة

• تنوع أشكال التعبير
• الثقافي

联合国教育、
科学及文化组织

• 文化表现形式
• 多样性


DCE/21/8.CP/INF.12c
Paris, 3 May 2021
Original: English

**CONFERENCE OF PARTIES TO THE
CONVENTION ON THE PROTECTION AND PROMOTION OF THE
DIVERSITY OF CULTURAL EXPRESSIONS**

**Eighth session
Online
1-4 June 2021**


**Financial Statements of the International Fund for Cultural Diversity for the periods of:
1 January– 31 December 2019
1 January – 31 December 2020**

In accordance with Decision 14.IGC 7, this document presents the annual Financial Reports for the International Fund for Cultural Diversity for 2019 and 2020, as a complement to the report on the implementation on the implementation of Fund included in document DCE/21/8.CP/12.


		UNESCO
<small>United Nations Educational, Scientific and Cultural Organization</small>		
INTERNATIONAL FUND FOR CULTURAL DIVERSITY		
STATEMENT OF INCOME AND EXPENDITURE AND CHANGES IN RESERVES AND FUND BALANCES FOR THE PERIOD 1 JANUARY 2019 TO 31 DECEMBER 2019		
(EXPRESSED IN US DOLLARS)		
INCOME		
Voluntary Contributions - Schedule 1.1		790,932.16
Other income:		
Interest		61,669.00
TOTAL INCOME		852,601.16
EXPENDITURE		
Programme Activities Schedule 1.2 - current year budget		911,588.03
Project approved by the Committee at its 12th session: Appropriation, reinforcement and promotion of the Latin American film industry through the regional digital platform of cinema Retina Latina		99,376.25
TOTAL EXPENDITURE		1,010,964.28
EXCESS (SHORTFALL) OF INCOME OVER EXPENDITURE		(158,363.12)
Savings/(Overspending) on prior years' obligations and other adjustments		43,743.85
Reserves and fund balances, beginning of the period		1,958,970.74
RESERVES AND FUND BALANCES, END OF THE PERIOD		1,844,351.47
<i>Financial Report issued by the Grants Management Section, Bureau of Strategic Planning.</i>		
<i>The total income and expenditure are in accordance with UNESCO's financial records.</i>		
issued on: 4 February 2020		

issued on: 4 February 2020


 Elina SARR
 Chief Grants Management Section,
 Bureau of Strategic Planning

		Schedule 1.1
		
UNESCO		
INTERNATIONAL FUND FOR CULTURAL DIVERSITY		
SCHEDULE OF INCOME		
FOR THE PERIOD 1 JANUARY 2019 TO 31 DECEMBER 2019		
(EXPRESSED IN US DOLLARS)		
Funds received		
Armenia	228.00	
Austria	22,548.00	
Azerbaijan	1,596.00	
Barbados	228.00	
Belgium	128,912.65	
Benin	101.01	
Brazil	124,756.00	
Bulgaria	1,469.00	
Burkina Faso	207.00	
Cambodia	203.00	
Canada	156,967.18	
Colombia	9,422.00	
Côte d'Ivoire	423.81	
Czech Republic	12,755.97	
Estonia	1,266.00	
Finland	22,962.20	
France	134,682.50	
Haiti	81.00	
Iceland	912.00	
Jamaica	253.00	
Jordan	1,379.44	
Latvia	1,545.00	
Lithuania	2,305.00	
Luxembourg	36,533.30	
Mauritius	355.00	
Mexico	10,000.00	
Monaco	11,111.10	
Mongolia	134.00	
Netherlands	49,052.52	
North Macedonia	228.00	
Saint Vincent & Grenadines	112.74	
Samoa	25.00	
Senegal	254.00	
Serbia	912.00	
Seychelles	76.00	
Slovakia	5,016.74	
Slovenia	5,225.00	
South Africa	11,885.00	
Sweden	29,577.00	
Ukraine	1,874.00	
Uruguay	850.00	
Viet Nam	2,507.00	790,932.16
Interest		61,669.00
TOTAL		852,601.16

UNESCO						
INTERNATIONAL FUND FOR CULTURAL DIVERSITY						
SCHEDULE OF EXPENDITURE FOR THE PERIOD 1 JANUARY 2019 TO 31 DECEMBER 2019						
PROGRAMME ACTIVITIES						
	Budget 2019	Disbursements	Unliquidated Obligations	Total	Unspent budget	Expenditure rate
1. Evaluation of funding requests by the IFCD Panel of Experts	35,000.00	33,167.77	-	33,167.77	1,832.23	94.77%
2. Operating costs	500.00	189.24	310.76	500.00	-	100.00%
3. Cost of participation in statutory meetings of government experts from LDCs that are members of the Committee	5,000.00	-	-	-	5,000.00	0.00%
4. Funding of projects	673,918.00					
4.1 Asociación Civil Solar		79,560.00	19,890.00	99,450.00		
4.2 Rwanda Arts Initiative		47,390.00	47,390.00	94,780.00		
4.3 Ministry of Sports, Culture, National Festivals, and the Arts - Cultural Development Division		25,016.00	25,017.00	50,033.00		
4.4 Le Centre d'Art		50,000.00	50,000.00	100,000.00		
4.5 Obala Art Centar		24,520.00	24,520.00	49,040.00		
4.6 Racine Alternative ASBL		26,360.00	26,360.00	52,720.00		
4.7 Creative Industry Innovation Center		47,202.00	47,202.00	94,404.00		
4.8 Basma Society for Culture and Arts		45,407.00	45,408.00	90,815.00		
	673,918.00	345,455.00	285,787.00	631,242.00	42,676.00	93.67%
5. Cost recovery related to year 2019	72,000.00	71,966.00	-	71,966.00	34.00	99.95%
SUB-TOTAL	786,418.00	450,778.01	286,097.76	736,875.77	49,542.23	93.70%
Management Costs	55,049.00	31,554.46	20,026.84	51,581.30	3,467.70	93.70%
TOTAL	841,467.00	482,332.47	306,124.60	788,457.07	53,009.93	93.70%
Use of unassigned funds*						
6. Expenses relating to the implementation of the recommendations of the second external evaluation of the IFCD	117,000.00	69,229.52	45,846.14	115,075.66	1,924.34	98.36%
SUB-TOTAL	117,000.00	69,229.52	45,846.14	115,075.66	1,924.34	98.36%
Management Costs	8,190.00	4,846.07	3,209.23	8,055.30	134.70	98.36%
TOTAL	125,190.00	74,075.59	49,055.37	123,130.96	2,059.04	98.36%
GRAND TOTAL	966,657.00	556,408.06	355,179.97	911,588.03	55,068.97	94.30%
*as per decision 12.IGC 5b						
<i>Financial Report issued by the Grants Management Section, Bureau of Strategic Planning.</i>						

		UNESCO
<small>United Nations Educational, Scientific and Cultural Organization</small>		
INTERNATIONAL FUND FOR CULTURAL DIVERSITY		
STATEMENT OF INCOME AND EXPENDITURE AND CHANGES IN RESERVES AND FUND BALANCES FOR THE PERIOD 1 JANUARY 2020 TO 31 DECEMBER 2020		
(EXPRESSED IN US DOLLARS)		
INCOME		
Voluntary Contributions - Schedule 1.1		738,926.17
Other income:		
Interest		33,688.00
TOTAL INCOME		772,614.17
EXPENDITURE		
Programme Activities Schedule 1.2 - current period budget		614,107.53
TOTAL EXPENDITURE		614,107.53
EXCESS (SHORTFALL) OF INCOME OVER EXPENDITURE		158,506.64
Savings/(Overspending) on prior years' obligations and other adjustments		17,977.21
Reserves and fund balances, beginning of the period		1,844,351.47
RESERVES AND FUND BALANCES, END OF THE PERIOD		2,020,835.32
<i>Financial Report issued by the Grants Management Section, Bureau of Strategic Planning. The total income and expenditure are in accordance with UNESCO's financial records.</i>		
issued on: 22 February 2021		


Ebrima SARR

Chief Grants Management Section,
Bureau of Strategic Planning

			Schedule 1.1
	UNESCO		
	INTERNATIONAL FUND FOR CULTURAL DIVERSITY		
	SCHEDULE OF INCOME		
	FOR THE PERIOD 1 JANUARY 2020 TO 31 DECEMBER 2020		
	(EXPRESSED IN US DOLLARS)		
Funds received			
Andorra	6,550.20		
Armenia	236.00		
Australia	74,672.00		
Austria	22,753.20		
Azerbaijan	1,649.00		
Bangladesh	262.00		
Barbados	236.00		
Benin	108.08		
Bosnia and Herzegovina	419.00		
Bulgaria	1,517.50		
Burkina Faso	105.00		
Canada	77,767.79		
Colombia	9,740.00		
Comoros	26.00		
Congo	208.92		
Côte d'Ivoire	457.52		
Cyprus	1,204.00		
Czechia	12,536.15		
El Salvador	419.00		
Estonia	1,309.00		
Finland	22,050.80		
France	141,594.40		
Germany	128,654.90		
Grenada	52.90		
Guinea	105.00		
Iceland	943.00		
Jamaica	262.00		
Kenya	812.00		
Latvia	1,597.00		
Lithuania	2,409.00		
Luxembourg	2,252.00		
Mauritius	365.00		
Mexico	10,000.00		
Moldova	105.00		
Monaco	11,737.10		
Mozambique	127.00		
Netherlands	51,825.84		
North Macedonia	228.00		
Paraguay	1,082.00		
Saint Kitts and Nevis	26.00		
Saint Vincent and Grenadines	118.48		
Senegal	430.73		
Serbia	931.00		
Seychelles	79.00		
Slovakia	5,113.62		
Slovenia	2,566.00		
South Africa	8,890.00		
South Sudan	209.00		
Sweden	30,587.00		
Switzerland	52,687.04		
Turkey	46,317.00		
Viet Nam	2,592.00		738,926.17
Interest			33,688.00
TOTAL			772,614.17

		UNESCO					
		INTERNATIONAL FUND FOR CULTURAL DIVERSITY					
		SCHEDULE OF EXPENDITURE FOR THE PERIOD 1 JANUARY 2020 TO 31 DECEMBER 2020					
		PROGRAMME ACTIVITIES					
		Budget 2020-2021	Disbursements	Unliquidated Obligations	Total	Unspent budget	Expenditure rate
1.	Evaluation of funding requests by the IFCD Panel of Experts and the expert meeting in Paris	65,000.00	44,071.13	-	44,071.13	20,928.87	67.80%
2.	Operating costs	1,000.00	445.90	50.24	496.14	503.86	49.61%
3.	Cost of participation in statutory meetings of government experts from LDCs that are members of the Committee	25,000.00	-	-	-	25,000.00	0.00%
4.	Cost recovery	144,000.00	71,768.00	-	71,768.00	72,232.00	49.84%
5.	Funding of projects	1,235,229.00					
5.1	"Cuenca cultural Incubator": implementation of a permanent promotion program of cultural entrepreneurship in Cuenca, Ecuador		43,396.00	43,396.00	86,792.00		
5.2	Enhancing the network, knowledge and exchange capacity among creative agents in Mozambique.		47,430.00	47,430.00	94,860.00		
5.3	Revenue Streams for African Musicians (Pilot in South Africa)		46,000.00	46,000.00	92,000.00		
5.4	Capacity Building of the Dance Field in Ethiopia: Research, Networking, and Training		-	-	-		
5.5	Mapping and empowering a network of creative and culture promoters and producers for a sustainable citizen-led system of production and market development for creative and cultural industries in State of Yucatan that promotes the diversity of cultural expressions		-	-	-		
5.6	Creative Twist - Boosting economic capacity of Creative and Cultural Industries through mapping, awareness-raising and Strategy elaboration		-	-	-		
5.7	Empowering Turkey's Local Cultural Professionals		46,000.00	46,000.00	92,000.00		
5.8	Strengthening Intellectual Property and Practice in Vietnam (SIPP)		45,972.00	45,973.00	91,945.00		
5.9	Empowerment of young residents in disadvantaged geographical areas of the City of Buenos Aires (Argentina) to strengthen their creative and work capacities in the music sector		-	-	-		
		1,235,229.00	228,798.00	228,799.00	457,597.00	777,632.00	37.05%
6.	Implementation of recommendations						
6.1	Project monitoring and evaluation	35,000.00			-	35,000.00	0.00%
6.2	Communication and fundraising	53,000.00			-	53,000.00	0.00%
		88,000.00	-	-	-	88,000.00	0.00%
	SUB-TOTAL	1,558,229.00	345,083.03	228,849.24	573,932.27	984,296.73	36.83%
	Management Costs	109,076.00	24,155.81	16,019.45	40,175.26	68,900.74	36.83%
	TOTAL	1,667,305.00	369,238.84	244,868.69	614,107.53	1,053,197.47	36.83%