




MAB Young Scientists Award Statistics (1989 - 2020)

|  Country | Total No. of applications | Applicants | | | Total No. of Awards | Award winners | | | |
|---|---------------------------|------------|--------|------|---------------------|---------------|--------|------|---------------------------------|
| | | Year | Female | Male | | Year | Female | Male | comment |
| AFGHANISTAN | 3 | | | | | | | | |
| AFGHANISTAN | | 1990 | | 1 | | | | | |
| AFGHANISTAN | | 1992 | | 1 | | | | | |
| AFGHANISTAN | | 2014 | | 1 | | | | | |
| ALBANIA | 3 | | | | | | | | |
| ALBANIA | | 1991 | | 2 | | | | | |
| ALBANIA | | 2014 | 1 | | | | | | |
| ALGERIA | 17 | | | | 3 | | | | |
| ALGERIA | | 1989 | 1 | | | | | | |
| ALGERIA | | 1990 | 2 | 1 | | 1990 | 1 | | |
| ALGERIA | | 1991 | 1 | | | | | | |
| ALGERIA | | 1992 | 1 | | | | | | |
| ALGERIA | | 1998 | 2 | | | | | | |
| ALGERIA | | 2002 | 3 | | | | | | |
| ALGERIA | | 2014 | 1 | | | | | | |
| ALGERIA | | 2016 | | 1 | | 2016 | | 1 | |
| ALGERIA | | 2017 | 1 | 1 | | 2017 | 1 | | |
| ALGERIA | | 2020 | 1 | 1 | | | | | |
| ANGOLA | 1 | | | | | | | | |
| ANGOLA | | 2011 | 1 | | | | | | |
| ARGENTINA | 59 | | | | 16 | | | | |
| ARGENTINA | | 1991 | | 1 | | 1991 | | 1 | |
| ARGENTINA | | 1992 | | 1 | | | | | |
| ARGENTINA | | 1993 | 1 | | | 1993 | 1 | | |
| ARGENTINA | | 1995 | 1 | 1 | | | | | |
| ARGENTINA | | 1998 | 1 | 2 | | 1998 | 1 | | |
| ARGENTINA | | 1999 | 2 | 1 | | | | | |
| ARGENTINA | | 2000 | | 1 | | | | | |
| ARGENTINA | | 2001 | 3 | 1 | | 2001 | 2 | | shared award |
| ARGENTINA | | 2002 | 3 | 1 | | 2002 | 1 | | thematic award supp. By Austria |
| ARGENTINA | | 2003 | 1 | 2 | | | | | |
| ARGENTINA | | 2004 | 1 | 2 | | 2004 | 1 | 2 | |
| ARGENTINA | | 2005 | 2 | 1 | | | | | |
| ARGENTINA | | 2006 | 3 | | | | | | |
| ARGENTINA | | 2007 | 3 | | | 2007 | 1 | | |
| ARGENTINA | | 2008 | 2 | 2 | | 2008 | 2 | | shared award |
| ARGENTINA | | 2009 | 2 | 1 | | | | | |
| ARGENTINA | | 2010 | 1 | | | 2010 | 1 | | |
| ARGENTINA | | 2011 | | 3 | | 2011 | | 2 | 1 shared award from Austria |
| ARGENTINA | | 2012 | 2 | | | | | | |
| ARGENTINA | | 2013 | | 1 | | | | | |
| ARGENTINA | | 2015 | 2 | | | 2015 | 1 | | |
| ARGENTINA | | 2017 | | 2 | | | | | |
| ARGENTINA | | 2018 | 1 | 1 | | | | | |
| ARGENTINA | | 2019 | 1 | 1 | | | | | |
| ARGENTINA | | 2020 | 2 | | | | | | |
| ARMENIA | 6 | | | | | | | | |
| ARMENIA | | 1997 | 2 | | | | | | |
| ARMENIA | | 2004 | 1 | | | | | | |
| ARMENIA | | 2006 | 1 | | | | | | |
| ARMENIA | | 2006 | 1 | | | | | | |


MAB Young Scientists Award Statistics (1989 - 2020)

|  Country | Total No. of applications | Applicants | | | Total No. of Awards | Award winners | | | |
|---|---------------------------|------------|--------|------|---------------------|---------------|--------|------|---------|
| | | Year | Female | Male | | Year | Female | Male | comment |
| ARMENIA | | 2009 | 1 | | | | | | |
| AUSTRIA | 5 | | | | | | | | |
| AUSTRIA | | 1989 | 1 | 1 | | | | | |
| AUSTRIA | | 1994 | | 1 | | | | | |
| AUSTRIA | | 2011 | 1 | | | | | | |
| AUSTRIA | | 2012 | | 1 | | | | | |
| AUSTRALIA | 1 | | | | | | | | |
| AUSTRALIA | | 1995 | 1 | | | | | | |
| AZERBAIJAN | 12 | | | | 1 | | | | |
| AZERBAIJAN | | 2000 | 1 | | | 2000 | 1 | | |
| AZERBAIJAN | | 2001 | 1 | 2 | | | | | |
| AZERBAIJAN | | 2002 | | 2 | | | | | |
| AZERBAIJAN | | 2003 | 1 | | | | | | |
| AZERBAIJAN | | 2007 | 1 | | | | | | |
| AZERBAIJAN | | 2019 | 1 | 1 | | | | | |
| AZERBAIJAN | | 2020 | 2 | | | | | | |


MAB Young Scientists Award Statistics (1989 - 2020)

|  Country | Total No. of applications | Applicants | | | Total No. of Awards | Award winners | | | |
|---|---------------------------|------------|--------|------|---------------------|---------------|--------|------|---------|
| | | Year | Female | Male | | Year | Female | Male | comment |
| BANGLADESH | 18 | | | | | | | | |
| BANGLADESH | | 1995 | | 2 | | | | | |
| BANGLADESH | | 1999 | | 3 | | | | | |
| BANGLADESH | | 2000 | | 2 | | | | | |
| BANGLADESH | | 2004 | 1 | 2 | | | | | |
| BANGLADESH | | 2006 | 1 | 2 | | | | | |
| BANGLADESH | | 2008 | 1 | 1 | | | | | |
| BANGLADESH | | 2011 | | 1 | | | | | |
| BANGLADESH | | 2012 | | 1 | | | | | |
| BANGLADESH | | 2018 | | 1 | | | | | |
| BARBADOS | 1 | | | | | | | | |
| BARBADOS | | 2006 | 1 | | | | | | |
| BELARUS | 17 | | | | 2 | | | | |
| BELARUS | | 1991 | | 1 | | 1991 | | 1 | |
| BELARUS | | 1993 | | 1 | | | | | |
| BELARUS | | 1994 | | 1 | | | | | |
| BELARUS | | 1995 | | 1 | | | | | |
| BELARUS | | 1997 | | 1 | | | | | |
| BELARUS | | 1998 | | 1 | | | | | |
| BELARUS | | 1999 | 2 | 1 | | 1999 | 1 | | |
| BELARUS | | 2001 | 1 | 1 | | | | | |
| BELARUS | | 2003 | 1 | | | | | | |
| BELARUS | | 2008 | 1 | | | | | | |
| BELARUS | | 2009 | 1 | | | | | | |
| BELARUS | | 2015 | | 1 | | | | | |
| BELARUS | | 2019 | 1 | | | | | | |
| BELARUS | | 2020 | | 1 | | | | | |
| BELGIUM | 4 | | | | 1 | | | | |
| BELGIUM | | 1990 | | 1 | | | | | |
| BELGIUM | | 1992 | 1 | | | | | | |
| BELGIUM | | 1995 | | 1 | | | | | |
| BELGIUM | | 2011 | 1 | | | 2011 | 1 | | |
| BELIZE | 1 | | | | 1 | | | | |
| BELIZE | | 2005 | | 1 | | 2005 | | 1 | |
| BENIN | 36 | | | | 9 | | | | |
| BENIN | | 1989 | | 1 | | | | | |
| BENIN | | 1990 | | 1 | | 1990 | | 1 | |
| BENIN | | 1993 | 1 | | | 1993 | 1 | | |
| BENIN | | 1995 | | 1 | | 1995 | | 1 | |
| BENIN | | 1996 | 1 | | | 1996 | 1 | | |
| BENIN | | 1997 | | 1 | | 1997 | | 1 | |
| BENIN | | 2000 | | 1 | | | | | |
| BENIN | | 2001 | | 1 | | | | | |
| BENIN | | 2002 | | 1 | | | | | |
| BENIN | | 2003 | 1 | | | 2003 | 1 | | |
| BENIN | | 2005 | | 1 | | | | | |
| BENIN | | 2007 | | 2 | | | | | |
| BENIN | | 2008 | 1 | 2 | | | | | |
| BENIN | | 2009 | | 3 | | | | | |
| BENIN | | 2010 | | 1 | | 2010 | | 1 | |
| BENIN | | 2012 | | 2 | | 2012 | | 1 | |


MAB Young Scientists Award Statistics (1989 - 2020)

|  | Country | Total No. of applications | Applicants | | | Total No. of Awards | Award winners | | | |
|---|---------------------------------|---------------------------|------------|--------|------|---------------------|---------------|--------|------|---------|
| | | | Year | Female | Male | | Year | Female | Male | comment |
| | BENIN | | 2013 | | 1 | | | | | |
| | BENIN | | 2014 | | 2 | | | | | |
| | BENIN | | 2015 | 1 | 1 | | | | | |
| | BENIN | | 2017 | 1 | 1 | | 2017 | 1 | | |
| | BENIN | | 2018 | | 2 | | | | | |
| | BENIN | | 2019 | | 2 | | | | | |
| | BENIN | | 2020 | | 2 | | | | | |
| | | | | | | | | | | |
| | BOLIVIA | 8 | | | | 1 | | | | |
| | BOLIVIA | | 1992 | 1 | | | 1992 | 1 | | |
| | BOLIVIA | | 2004 | 1 | | | | | | |
| | BOLIVIA | | 2005 | | 1 | | | | | |
| | BOLIVIA | | 2008 | 1 | | | | | | |
| | BOLIVIA | | 2014 | | 1 | | | | | |
| | BOLIVIA | | 2015 | | 1 | | | | | |
| | BOLIVIA | | 2017 | 2 | | | | | | |
| | | | | | | | | | | |
| | BOSNIA & HERZEGOVINA | 3 | | | | | | | | |
| | BOSNIA & HERZEGOVINA | | 2002 | | 1 | | | | | |
| | BOSNIA & HERZEGOVINA | | 2007 | | 1 | | | | | |
| | BOSNIA & HERZEGOVINA | | 2008 | 1 | | | | | | |
| | | | | | | | | | | |
| | BOTSWANA | 1 | | | | | | | | |
| | BOTSWANA | | 2020 | | 1 | | | | | |
| | | | | | | | | | | |


MAB Young Scientists Award Statistics (1989 - 2020)

|  | Country | Total No. of applications | Applicants | | | Total No. of Awards | Award winners | | | |
|---|---------------------|---------------------------|------------|--------|------|---------------------|---------------|--------|------|---------------------------------|
| | | | Year | Female | Male | | Year | Female | Male | comment |
| | BRAZIL | 20 | | | | 7 | | | | |
| | BRAZIL | | 1990 | | 1 | | 1990 | | 1 | |
| | BRAZIL | | 1992 | 2 | 1 | | | | | |
| | BRAZIL | | 1994 | 1 | | | 1994 | 1 | | |
| | BRAZIL | | 2002 | | 2 | | 2002 | | 1 | thematic award supp. By Austria |
| | BRAZIL | | 2003 | 2 | 1 | | | | | |
| | BRAZIL | | 2004 | 1 | 1 | | 2004 | | 1 | |
| | BRAZIL | | 2005 | | 1 | | 2005 | | 1 | |
| | BRAZIL | | 2006 | 1 | 1 | | | | | |
| | BRAZIL | | 2008 | | 1 | | | | | |
| | BRAZIL | | 2010 | 2 | | | 2011 | | 1 | |
| | BRAZIL | | 2017 | | 1 | | | | | |
| | BRAZIL | | 2019 | 1 | | | 2019 | 1 | | |
| | BULGARIA | 36 | | | | 5 | | | | |
| | BULGARIA | | 1992 | 1 | 3 | | | | | |
| | BULGARIA | | 1993 | 1 | | | | | | |
| | BULGARIA | | 1994 | 1 | 1 | | 1994 | 1 | | |
| | BULGARIA | | 1995 | | 2 | | 1995 | | 1 | |
| | BULGARIA | | 1996 | 2 | 1 | | 1996 | 1 | 1 | shared award |
| | BULGARIA | | 1997 | 1 | 1 | | | | | |
| | BULGARIA | | 1998 | 1 | 2 | | | | | |
| | BULGARIA | | 1999 | 3 | | | | | | |
| | BULGARIA | | 2000 | 1 | 2 | | | | | |
| | BULGARIA | | 2002 | | 1 | | | | | |
| | BULGARIA | | 2003 | | 2 | | | | | |
| | BULGARIA | | 2005 | 2 | 1 | | 2005 | 1 | | |
| | BULGARIA | | 2007 | | 2 | | | | | |
| | BULGARIA | | 2011 | | 1 | | | | | |
| | BULGARIA | | 2016 | 1 | | | | | | |
| | BULGARIA | | 2017 | 1 | | | | | | |
| | BULGARIA | | 2020 | 2 | | | | | | |
| | BURKINA FASO | 19 | | | | 3 | | | | |
| | BURKINA FASO | | 1990 | 1 | | | 1990 | 1 | | |
| | BURKINA FASO | | 1992 | | 2 | | | | | |
| | BURKINA FASO | | 1994 | 1 | | | | | | |
| | BURKINA FASO | | 1999 | 1 | 1 | | 1999 | 1 | | |
| | BURKINA FASO | | 2001 | 1 | 1 | | | | | |
| | BURKINA FASO | | 2004 | 1 | | | 2004 | 1 | | |
| | BURKINA FASO | | 2005 | | 1 | | | | | |
| | BURKINA FASO | | 2006 | | 1 | | | | | |
| | BURKINA FASO | | 2007 | 1 | | | | | | |
| | BURKINA FASO | | 2012 | | 2 | | | | | |
| | BURKINA FASO | | 2014 | | 2 | | | | | |
| | BURKINA FASO | | 2015 | | 1 | | | | | |
| | BURKINA FASO | | 2017 | | 1 | | | | | |
| | BURKINA FASO | | 2018 | 1 | | | | | | |
| | BURUNDI | 3 | | | | 1 | | | | |
| | BURUNDI | | 1993 | | 1 | | | | | |
| | BURUNDI | | 2002 | | 1 | | 2002 | | 1 | |
| | BURUNDI | | 2013 | | 1 | | | | | |
| | CABO VERDE | 1 | 2007 | | 1 | | | | | |


MAB Young Scientists Award Statistics (1989 - 2020)

|  Country | Total No. of appli- cations | Applicants | | | Total No. of Awards | Award winners | | | |
|--|-----------------------------------|------------|--------|------|---------------------------|---------------|--------|------|---------|
| | | Year | Female | Male | | Year | Female | Male | comment |
| CAMBODIA | 5 | | | | 1 | | | | |
| CAMBODIA | | 1998 | | 1 | | 1998 | | 1 | |
| CAMBODIA | | 1999 | | 1 | | | | | |
| CAMBODIA | | 2003 | | 2 | | | | | |
| CAMBODIA | | 2008 | | 1 | | | | | |


MAB Young Scientists Award Statistics (1989 - 2020)

|  Country | Total No. of applications | Applicants | | | Total No. of Awards | Award winners | | | |
|--|---------------------------|------------|--------|------|---------------------|---------------|--------|------|---------------------------------|
| | | Year | Female | Male | | Year | Female | Male | comment |
| CAMEROON | 28 | | | | 6 | | | | |
| CAMEROON | | 1989 | | 1 | | 1989 | | 1 | |
| CAMEROON | | 1990 | 1 | 1 | | 1990 | 1 | | |
| CAMEROON | | 1992 | | 1 | | 1992 | | 1 | |
| CAMEROON | | 1994 | | 1 | | 1994 | | 1 | |
| CAMEROON | | 2000 | | 2 | | | | | |
| CAMEROON | | 2001 | 1 | 2 | | 2001 | 1 | | |
| CAMEROON | | 2002 | 1 | 1 | | | | | |
| CAMEROON | | 2004 | | 1 | | | | | |
| CAMEROON | | 2005 | | 3 | | | | | |
| CAMEROON | | 2006 | | 3 | | | | | |
| CAMEROON | | 2007 | 1 | 1 | | | | | |
| CAMEROON | | 2014 | 1 | 1 | | | | | |
| CAMEROON | | 2015 | | 1 | | | | | |
| CAMEROON | | 2016 | | 2 | | | | | |
| CAMEROON | | 2017 | 2 | | | 2017 | 1 | | |
| CANADA | 2 | | | | | | | | |
| CANADA | | 1991 | | 1 | | | | | |
| CANADA | | 1993 | | 1 | | | | | |
| CENTR. AFR. REP | 15 | | | | 4 | | | | |
| CENTR. AFR. REP | | 1991 | | 1 | | 1991 | | 1 | |
| CENTR. AFR. REP | | 1999 | | 1 | | | | | |
| CENTR. AFR. REP | | 2000 | | 1 | | | | | |
| CENTR. AFR. REP | | 2002 | | 2 | | 2002 | | 1 | thematic award supp.by Austria |
| CENTR. AFR. REP | | 2006 | 1 | 1 | | 2006 | 1 | | |
| CENTR. AFR. REP | | 2008 | | 3 | | | | | |
| CENTR. AFR. REP | | 2009 | 1 | 2 | | 2009 | 1 | | |
| CENTR. AFR. REP | | 2016 | 1 | 1 | | | | | |
| CHAD | 12 | | | | | | | | |
| CHAD | | 1992 | | 4 | | | | | |
| CHAD | | 1999 | | 1 | | | | | |
| CHAD | | 2004 | | 1 | | | | | |
| CHAD | | 2009 | | 2 | | | | | |
| CHAD | | 2010 | | 1 | | | | | |
| CHAD | | 2012 | | 2 | | | | | |
| CHAD | | 2016 | | 1 | | | | | |
| CHILE | 17 | | | | 5 | | | | |
| CHILE | | 1996 | | 1 | | 1996 | | 1 | |
| CHILE | | 1999 | 1 | 1 | | 1999 | 1 | | |
| CHILE | | 2000 | | 1 | | 2000 | | 1 | |
| CHILE | | 2006 | | 1 | | | | | |
| CHILE | | 2007 | 1 | 2 | | | | | |
| CHILE | | 2008 | | 2 | | | | | |
| CHILE | | 2009 | 1 | 2 | | 2009 | 2 | | one shared award |
| CHILE | | 2016 | 1 | | | | | | |
| CHILE | | 2017 | 1 | 1 | | | | | 1 Ecuador but endorsed by Chile |
| CHILE | | 2019 | | 1 | | | | | |
| CHINA | 46 | | | | 15 | | | | |
| CHINA | | 1989 | | 2 | | 1989 | | 1 | |
| CHINA | | 1990 | 1 | 1 | | 1990 | 1 | | |
| CHINA | | 1991 | | 2 | | 1991 | | 1 | |


MAB Young Scientists Award Statistics (1989 - 2020)

|  | Country | Total No. of applications | Applicants | | | Total No. of Awards | Award winners | | | |
|---|--------------------------|---------------------------|------------|--------|------|---------------------|---------------|--------|------|---------------------------------|
| | | | Year | Female | Male | | Year | Female | Male | comment |
| | CHINA | | 1992 | | 2 | | | | 1 | |
| | CHINA | | 1993 | 1 | 1 | | 1993 | | 1 | |
| | CHINA | | 1994 | | 1 | | | | | |
| | CHINA | | 1995 | | 2 | | 1995 | | 1 | |
| | CHINA | | 1996 | | 2 | | 1996 | | 1 | |
| | CHINA | | 1997 | | 2 | | 1997 | | 1 | |
| | CHINA | | 1998 | | 1 | | | | | |
| | CHINA | | 1999 | 1 | | | | | | |
| | CHINA | | 2000 | 1 | 1 | | 2000 | 1 | | |
| | CHINA | | 2001 | 1 | 2 | | 2001 | | 1 | |
| | CHINA | | 2002 | 1 | 1 | | 2002 | 1 | | |
| | CHINA | | 2003 | 1 | | | | | | |
| | CHINA | | 2004 | 1 | 1 | | | | | |
| | CHINA | | 2005 | 1 | 1 | | 2005 | 1 | | |
| | CHINA | | 2006 | 1 | 2 | | | | | |
| | CHINA | | 2007 | | 3 | | 2007 | | 1 | |
| | CHINA | | 2008 | | 2 | | 2008 | | 1 | |
| | CHINA | | 2010 | | 1 | | 2010 | | 1 | |
| | CHINA | | 2011 | | 2 | | | | | |
| | CHINA | | 2012 | | 2 | | | | | |
| | CHINA | | 2014 | | 1 | | | | | |
| | CHINA | | 2015 | 1 | | | | | | |
| | CHINA | | 2017 | 1 | 1 | | | | | |
| | COLOMBIA | 19 | | | | 4 | | | | |
| | COLOMBIA | | 1995 | | 2 | | | | | |
| | COLOMBIA | | 1999 | 2 | | | 1999 | 2 | | shared award |
| | COLOMBIA | | 2002 | 1 | | | | | | |
| | COLOMBIA | | 2005 | 1 | | | | | | |
| | COLOMBIA | | 2007 | 2 | | | | | | |
| | COLOMBIA | | 2008 | 1 | | | | | | |
| | COLOMBIA | | 2010 | | 1 | | | | | |
| | COLOMBIA | | 2011 | | 2 | | 2011 | | 1 | |
| | COLOMBIA | | 2015 | | 1 | | | | | |
| | COLOMBIA | | 2017 | 1 | 1 | | | | | |
| | COLOMBIA | | 2018 | 1 | 1 | | | | | |
| | COLOMBIA | | 2019 | | 1 | | 2019 | | 1 | |
| | COLOMBIA | | 2020 | | 1 | | | | | |
| | COMOROS | 1 | | | | | | | | |
| | COMOROS | | 2016 | | 1 | | | | | |
| | CONGO(Brazaville) | 22 | | | | 3 | | | | |
| | CONGO(Brazaville) | | 1990 | | 1 | | 1990 | | 1 | |
| | CONGO(Brazaville) | | 1992 | | 3 | | 1992 | | 1 | |
| | CONGO(Brazaville) | | 1993 | | 1 | | | | | |
| | CONGO(Brazaville) | | 1998 | | 1 | | 1998 | | 1 | |
| | CONGO(Brazaville) | | 2000 | 1 | 2 | | | | | |
| | CONGO(Brazaville) | | 2007 | | 3 | | | | | |
| | CONGO(Brazaville) | | 2011 | 1 | 1 | | | | | |
| | CONGO(Brazaville) | | 2012 | | 2 | | | | | |
| | CONGO(Brazaville) | | 2014 | | 2 | | | | | |
| | CONGO(Brazaville) | | 2017 | | 2 | | | | | Received with significant delay |
| | CONGO(Brazaville) | | 2019 | | 2 | | | | | |
| | COSTA RICA | 14 | | | | 4 | | | | |


MAB Young Scientists Award Statistics (1989 - 2020)

|  Country | Total No. of applications | Applicants | | | Total No. of Awards | Award winners | | | |
|---|---------------------------|------------|--------|------|---------------------|---------------|--------|------|---------|
| | | Year | Female | Male | | Year | Female | Male | comment |
| COSTA RICA | | 1989 | | 2 | | | | | |
| COSTA RICA | | 1990 | | 1 | | 1990 | | 1 | |
| COSTA RICA | | 1992 | 1 | | | 1992 | 1 | | |
| COSTA RICA | | 1995 | | 1 | | | | | |
| COSTA RICA | | 1998 | 1 | | | 1998 | 1 | | |
| COSTA RICA | | 2002 | 1 | 1 | | | | | |
| COSTA RICA | | 2005 | | 1 | | | | | |
| COSTA RICA | | 2011 | 1 | | | 2011 | 1 | | |
| COSTA RICA | | 2017 | | 2 | | | | | |
| COSTA RICA | | 2018 | | 1 | | | | | |
| COSTA RICA | | 2019 | | 1 | | | | | |
| CÔTE D'IVOIRE | 24 | | | | 4 | | | | |
| CÔTE D'IVOIRE | | 1990 | | 2 | | | | | |
| CÔTE D'IVOIRE | | 1992 | 1 | | | | | | |
| CÔTE D'IVOIRE | | 2001 | 2 | 1 | | | | | |
| CÔTE D'IVOIRE | | 2002 | | 3 | | 2002 | | 1 | |
| CÔTE D'IVOIRE | | 2006 | 1 | 2 | | 2006 | 1 | | |
| CÔTE D'IVOIRE | | 2007 | 1 | 2 | | | | | |
| CÔTE D'IVOIRE | | 2008 | 1 | | | | | | |
| CÔTE D'IVOIRE | | 2012 | | 1 | | 2012 | | 1 | |
| CÔTE D'IVOIRE | | 2013 | | 1 | | 2013 | | 1 | |
| CÔTE D'IVOIRE | | 2014 | | 2 | | | | | |
| CÔTE D'IVOIRE | | 2017 | | 1 | | | | | |
| CÔTE D'IVOIRE | | 2019 | | 1 | | | | | |
| CÔTE D'IVOIRE | | 2020 | 1 | 1 | | | | | |
| CROATIA | 5 | | | | | | | | |
| CROATIA | | 1998 | | 1 | | | | | |
| CROATIA | | 2001 | | 1 | | | | | |
| CROATIA | | 2003 | 1 | | | | | | |
| CROATIA | | 2012 | | 1 | | | | | |
| CROATIA | | 2016 | 1 | | | | | | |
| CUBA | 33 | | | | 7 | | | | |
| CUBA | | 1991 | 1 | | | | | | |
| CUBA | | 1992 | | 3 | | 1992 | | 1 | |
| CUBA | | 1996 | 1 | 1 | | 1996 | | 1 | |
| CUBA | | 1997 | 1 | 1 | | 1997 | 1 | | |
| CUBA | | 1999 | 2 | 1 | | 1999 | | 1 | |
| CUBA | | 2000 | 1 | 1 | | | | | |
| CUBA | | 2001 | 2 | 1 | | | | | |
| CUBA | | 2002 | 3 | | | | | | |
| CUBA | | 2003 | 3 | | | 2003 | 1 | | |
| CUBA | | 2004 | 2 | 1 | | | | | |
| CUBA | | 2007 | | 1 | | | | | |
| CUBA | | 2009 | 2 | 1 | | 2009 | 1 | | |
| CUBA | | 2014 | | 1 | | | | | |
| CUBA | | 2019 | 1 | | | | | | |
| CUBA | | 2020 | 2 | | | 2020 | 1 | | |
| CYPRUS | 4 | | | | | | | | |
| CYPRUS | | 1999 | | 3 | | | | | |
| CYPRUS | | 2004 | 1 | | | | | | |


MAB Young Scientists Award Statistics (1989 - 2020)

|  Country | Total No. of applications | Applicants | | | Total No. of Awards | Award winners | | | |
|--|---------------------------|------------|--------|------|---------------------|---------------|--------|------|----------------------------|
| | | Year | Female | Male | | Year | Female | Male | comment |
| CZECH REPUBLIC | 6 | | | | 1 | | | | |
| CZECH REPUBLIC | | 1992 | | 2 | | | | | |
| CZECH REPUBLIC | | 1994 | | 2 | | 1994 | | 1 | |
| CZECH REPUBLIC | | 1995 | | 1 | | | | | |
| CZECH REPUBLIC | | 1998 | | 1 | | | | | |
| DEM. REP. CONGO | 27 | | | | 2 | | | | |
| DEM. REP. CONGO | | 1999 | 1 | 2 | | 1999 | | 1 | |
| DEM. REP. CONGO | | 2001 | | 3 | | 2001 | | 1 | |
| DEM. REP. CONGO | | 2002 | | 3 | | | | | |
| DEM. REP. CONGO | | 2003 | | 1 | | | | | |
| DEM. REP. CONGO | | 2004 | | 3 | | | | | |
| DEM. REP. CONGO | | 2005 | 1 | 2 | | | | | |
| DEM. REP. CONGO | | 2006 | | 1 | | | | | |
| DEM. REP. CONGO | | 2008 | | 2 | | | | | |
| DEM. REP. CONGO | | 2009 | | 3 | | | | | |
| DEM. REP. CONGO | | 2016 | 2 | 1 | | | | | |
| DEM. REP. CONGO | | 2017 | | 2 | | | | | |
| DEM. REP. OF KOREA | 10 | | | | 4 | | | | |
| DEM. REP. OF KOREA | | 2001 | | 1 | | | | | |
| DEM. REP. OF KOREA | | 2005 | | 1 | | 2005 | | 1 | |
| DEM. REP. OF KOREA | | 2007 | 1 | | | 2007 | 1 | | |
| DEM. REP. OF KOREA | | 2009 | | 2 | | 2009 | 1 | | |
| DEM. REP. OF KOREA | | 2011 | | 1 | | 2011 | | 1 | Award supported by Austria |
| DEM. REP. OF KOREA | | 2012 | | 1 | | | | | |
| DEM. REP. OF KOREA | | 2014 | | 1 | | | | | |
| DEM. REP. OF KOREA | | 2018 | | 2 | | | | | |
| DENMARK | 8 | | | | 1 | | | | |
| DENMARK | | 1989 | | 2 | | 1989 | | 1 | |
| DENMARK | | 1991 | 1 | 1 | | | | | |
| DENMARK | | 1992 | | 1 | | | | | |
| DENMARK | | 1993 | 2 | 1 | | | | | |
| DOMINICAN REP. | 1 | | | | | | | | |
| DOMINICAN REP. | | 2012 | | 1 | | | | | |
| ECUADOR | 23 | | | | 4 | | | | |
| ECUADOR | | 1991 | | 1 | | | | | |
| ECUADOR | | 1992 | | 1 | | | | | |
| ECUADOR | | 1994 | | 1 | | | | | |
| ECUADOR | | 1995 | 2 | | | | | | |
| ECUADOR | | 1998 | 1 | | | 1998 | 1 | | |
| ECUADOR | | 2000 | 1 | | | 2000 | 1 | | |
| ECUADOR | | 2002 | | 1 | | 2002 | | 1 | |
| ECUADOR | | 2004 | | 1 | | | | | |
| ECUADOR | | 2005 | 1 | 2 | | | | | |
| ECUADOR | | 2006 | | 1 | | 2006 | | 1 | |
| ECUADOR | | 2009 | 2 | 1 | | | | | |
| ECUADOR | | 2012 | | 2 | | | | | |
| ECUADOR | | 2015 | | 1 | | | | | |
| ECUADOR | | 2017 | | 2 | | | | | |
| ECUADOR | | 2018 | 2 | | | | | | |


MAB Young Scientists Award Statistics (1989 - 2020)

|  Country | Total No. of applications | Applicants | | | Total No. of Awards | Award winners | | | |
|--|---------------------------|------------|--------|------|---------------------|---------------|--------|------|---------|
| | | Year | Female | Male | | Year | Female | Male | comment |
| EQUAT. GUINEA | 1 | | | | | | | | |
| EQUAT. GUINEA | | 1992 | | 1 | | | | | |


MAB Young Scientists Award Statistics (1989 - 2020)

|  | Country | Total No. of applications | Applicants | | | Total No. of Awards | Award winners | | | |
|---|-----------------|---------------------------|------------|--------|------|---------------------|---------------|--------|------|----------------------------|
| | | | Year | Female | Male | | Year | Female | Male | comment |
| | EGYPT | 64 | | | | 8 | | | | |
| | EGYPT | | 1990 | 3 | 2 | | 1990 | 1 | 1 | |
| | EGYPT | | 1991 | | 6 | | 1991 | | 1 | |
| | EGYPT | | 1992 | 1 | 2 | | 1992 | 1 | | |
| | EGYPT | | 1994 | | 2 | | 1994 | | 1 | |
| | EGYPT | | 1995 | | 2 | | | | | |
| | EGYPT | | 1996 | 1 | 1 | | | | | |
| | EGYPT | | 1997 | 2 | | | | | | |
| | EGYPT | | 1998 | 1 | 2 | | | | | |
| | EGYPT | | 2000 | 1 | 2 | | | | | |
| | EGYPT | | 2001 | | 2 | | | | | |
| | EGYPT | | 2002 | | 3 | | | | | |
| | EGYPT | | 2003 | | 1 | | 2003 | | 1 | |
| | EGYPT | | 2004 | 1 | 2 | | | | | |
| | EGYPT | | 2005 | 2 | | | | | | |
| | EGYPT | | 2006 | | 3 | | | | | |
| | EGYPT | | 2007 | 1 | 2 | | | | | |
| | EGYPT | | 2008 | 1 | | | | | | |
| | EGYPT | | 2009 | 1 | 2 | | | | | |
| | EGYPT | | 2010 | 2 | | | 2010 | | 1 | |
| | EGYPT | | 2011 | 1 | 1 | | | | | |
| | EGYPT | | 2012 | 1 | 1 | | 2012 | | 1 | award supported by Austria |
| | EGYPT | | 2014 | 1 | 1 | | | | | |
| | EGYPT | | 2016 | 1 | 1 | | | | | |
| | EGYPT | | 2017 | | 1 | | | | | |
| | EGYPT | | 2018 | 2 | | | | | | |
| | EGYPT | | 2020 | 1 | 1 | | | | | |
| | ESTONIA | 2 | | | | | | | | |
| | ESTONIA | | 1998 | | 2 | | | | | |
| | ETHIOPIA | 21 | | | | 3 | | | | |
| | ETHIOPIA | | 1989 | | 2 | | 1989 | | 1 | |
| | ETHIOPIA | | 1991 | | 1 | | | | | |
| | ETHIOPIA | | 1993 | | 2 | | | | | |
| | ETHIOPIA | | 1994 | | 2 | | | | | |
| | ETHIOPIA | | 1997 | | 2 | | 1997 | | 1 | |
| | ETHIOPIA | | 1998 | | 3 | | 1998 | | 1 | |
| | ETHIOPIA | | 1999 | | 1 | | | | | |
| | ETHIOPIA | | 2002 | | 1 | | | | | |
| | ETHIOPIA | | 2004 | | 1 | | | | | |
| | ETHIOPIA | | 2006 | | 1 | | | | | |
| | ETHIOPIA | | 2007 | | 1 | | | | | |
| | ETHIOPIA | | 2009 | | 1 | | | | | |
| | ETHIOPIA | | 2013 | 1 | 1 | | | | | |
| | ETHIOPIA | | 2014 | 1 | | | | | | |
| | FINLAND | 2 | | | | | | | | |
| | FINLAND | | 1993 | 1 | 1 | | | | | |
| | FRANCE | 18 | | | | 6 | | | | |
| | FRANCE | | 1989 | | 2 | | 1989 | | 1 | |
| | FRANCE | | 1990 | | 1 | | 1990 | | 1 | |
| | FRANCE | | 1991 | | 3 | | 1991 | | 1 | |
| | FRANCE | | 1992 | | 2 | | 1992 | | 1 | |


MAB Young Scientists Award Statistics (1989 - 2020)

|  | Country | Total No. of applications | Applicants | | | Total No. of Awards | Award winners | | | |
|---|----------------|---------------------------|------------|--------|------|---------------------|---------------|--------|------|---------------------------------|
| | | | Year | Female | Male | | Year | Female | Male | comment |
| | FRANCE | | 1993 | 3 | | | | | | |
| | FRANCE | | 1994 | | 1 | | 1994 | | 1 | |
| | FRANCE | | 1995 | 1 | 1 | | | | | |
| | FRANCE | | 1997 | | 1 | | | | | |
| | FRANCE | | 2002 | 1 | | | | | | |
| | FRANCE | | 2010 | 1 | | | 2010 | | 1 | |
| | FRANCE | | 2015 | | 1 | | | | | |
| | GABON | 14 | | | | 4 | | | | |
| | GABON | | 1989 | | 2 | | 1989 | | 1 | |
| | GABON | | 1998 | 1 | | | 1998 | 1 | | |
| | GABON | | 2000 | | 1 | | | | | |
| | GABON | | 2001 | | 1 | | 2001 | | 1 | |
| | GABON | | 2005 | | 1 | | | | | |
| | GABON | | 2007 | | 1 | | | | | |
| | GABON | | 2008 | 1 | 1 | | | | | |
| | GABON | | 2009 | 1 | 2 | | 2009 | | 1 | |
| | GABON | | 2011 | | 1 | | | | | |
| | GABON | | 2015 | 1 | | | | | | |
| | GAMBIA | 1 | | | | | | | | |
| | GAMBIA | | 2020 | | 1 | | | | | |
| | GEORGIA | 10 | | | | | | | | |
| | GEORGIA | | 1993 | | 2 | | | | | |
| | GEORGIA | | 1995 | | 1 | | | | | |
| | GEORGIA | | 1996 | 1 | | | | | | |
| | GEORGIA | | 1997 | | 1 | | | | | |
| | GEORGIA | | 1998 | 1 | | | | | | |
| | GEORGIA | | 1999 | 1 | | | | | | |
| | GEORGIA | | 2004 | | 1 | | | | | |
| | GEORGIA | | 2005 | | 1 | | | | | |
| | GEORGIA | | 2009 | | 1 | | | | | |
| | GERMANY | 2 | | | | | | | | |
| | GERMANY | | 1995 | | 1 | | | | | |
| | GERMANY | | 2010 | | 1 | | | | | |
| | GHANA | 44 | | | | 8 | | | | |
| | GHANA | | 1992 | | 2 | | | | | |
| | GHANA | | 1993 | | 2 | | | | | |
| | GHANA | | 1998 | | 2 | | 1998 | | 1 | |
| | GHANA | | 1999 | | 2 | | 1999 | | 1 | |
| | GHANA | | 2000 | 1 | 2 | | 2000 | 1 | | |
| | GHANA | | 2001 | | 1 | | | | | |
| | GHANA | | 2004 | 2 | | | | | | |
| | GHANA | | 2005 | 1 | 3 | | | | | 2 proj. but 4 appl. (1f. & 2m.) |
| | GHANA | | 2006 | | 2 | | 2006 | | 1 | |
| | GHANA | | 2007 | | 2 | | | | | |
| | GHANA | | 2008 | 1 | 2 | | 2008 | 1 | | |
| | GHANA | | 2009 | | 2 | | | | | |
| | GHANA | | 2010 | | 2 | | 2010 | | 1 | |
| | GHANA | | 2011 | 1 | 1 | | | | | |
| | GHANA | | 2012 | 1 | | | | | | |
| | GHANA | | 2013 | 1 | 1 | | | | | |
| | GHANA | | 2015 | 1 | 1 | | 2015 | | 1 | |


MAB Young Scientists Award Statistics (1989 - 2020)

|  | Country | Total No. of applications | Applicants | | | Total No. of Awards | Award winners | | | |
|---|------------------|---------------------------|------------|--------|------|---------------------|---------------|--------|------|---------|
| | | | Year | Female | Male | | Year | Female | Male | comment |
| | GHANA | | 2016 | | 2 | | | | | |
| | GHANA | | 2017 | 1 | 1 | | | | | |
| | GHANA | | 2018 | 1 | 1 | | | | | |
| | GHANA | | 2019 | | 2 | | 2019 | | 1 | |
| | GREECE | 5 | | | | | | | | |
| | GREECE | | 1993 | | 1 | | | | | |
| | GREECE | | 1994 | | 1 | | | | | |
| | GREECE | | 1996 | 1 | 1 | | | | | |
| | GREECE | | 2006 | | 1 | | | | | |
| | GRENADA | 2 | | | | | | | | |
| | GRENADA | | 2014 | | 2 | | | | | |
| | GUATEMALA | 8 | | | | 1 | | | | |
| | GUATEMALA | | 1996 | | 1 | | | | | |
| | GUATEMALA | | 2004 | | 2 | | | | | |
| | GUATEMALA | | 2005 | 2 | | | 2005 | 1 | | |
| | GUATEMALA | | 2008 | 1 | | | | | | |
| | GUATEMALA | | 2014 | | 2 | | | | | |


MAB Young Scientists Award Statistics (1989 - 2020)

|  | Country | Total No. of applications | Applicants | | | Total No. of Awards | Award winners | | | |
|---|------------------|---------------------------|------------|--------|------|---------------------|---------------|--------|------|---------|
| | | | Year | Female | Male | | Year | Female | Male | comment |
| | GUINEA | 38 | | | | 7 | | | | |
| | GUINEA | | 1991 | | 2 | | | | | |
| | GUINEA | | 1992 | | 1 | | 1992 | | 1 | |
| | GUINEA | | 1994 | | 1 | | | | | |
| | GUINEA | | 1995 | 1 | 1 | | 1995 | 1 | 1 | |
| | GUINEA | | 1997 | | 1 | | | | | |
| | GUINEA | | 1998 | 1 | 2 | | 1998 | 1 | | |
| | GUINEA | | 2000 | | 2 | | | | | |
| | GUINEA | | 2001 | | 2 | | 2001 | | 1 | |
| | GUINEA | | 2002 | | 3 | | | | | |
| | GUINEA | | 2003 | | 3 | | 2003 | | 1 | |
| | GUINEA | | 2004 | | 3 | | | | | |
| | GUINEA | | 2005 | 1 | 2 | | | | | |
| | GUINEA | | 2006 | 1 | 2 | | | | | |
| | GUINEA | | 2007 | 2 | | | | | | |
| | GUINEA | | 2008 | 1 | 1 | | | | | |
| | GUINEA | | 2016 | 1 | 1 | | 2016 | 1 | | |
| | GUINEA | | 2017 | 1 | 1 | | | | | |
| | GUINEA | | 2020 | | 1 | | | | | |
| | GUYANA | 2 | | | | | | | | |
| | GUYANA | | 2007 | 1 | 1 | | | | | |
| | HAITI | 1 | | | | | | | | |
| | HAITI | | 1991 | | 1 | | | | | |
| | HUNGARY | 4 | | | | 1 | | | | |
| | HUNGARY | | 2008 | | 1 | | | | | |
| | HUNGARY | | 2012 | 2 | | | | | | |
| | HUNGARY | | 2017 | | 1 | | 2017 | | 1 | |
| | INDIA | 18 | | | | 3 | | | | |
| | INDIA | | 1990 | | 1 | | | | | |
| | INDIA | | 1996 | | 1 | | | | | |
| | INDIA | | 1997 | | 1 | | 1997 | 1 | | |
| | INDIA | | 2000 | | 2 | | | | | |
| | INDIA | | 2001 | | 2 | | | | | |
| | INDIA | | 2002 | | 3 | | | | | |
| | INDIA | | 2008 | | 1 | | | | | |
| | INDIA | | 2011 | | 1 | | | | | |
| | INDIA | | 2012 | 1 | 1 | | 2012 | | 1 | |
| | INDIA | | 2013 | | 1 | | 2013 | | 1 | |
| | INDIA | | 2014 | | 2 | | | | | |
| | INDIA | | 2015 | 1 | | | | | | |
| | INDONESIA | 34 | | | | 8 | | | | |
| | INDONESIA | | 1990 | 1 | 1 | | 1990 | | 1 | |
| | INDONESIA | | 1991 | 1 | 3 | | | | | |
| | INDONESIA | | 1992 | 1 | 1 | | 1992 | | 1 | |
| | INDONESIA | | 1995 | | 1 | | | | | |
| | INDONESIA | | 2001 | 2 | 1 | | | | | |
| | INDONESIA | | 2002 | | 1 | | 2002 | | 1 | |
| | INDONESIA | | 2006 | 1 | 2 | | | | | |
| | INDONESIA | | 2007 | 2 | | | | | | |
| | INDONESIA | | 2008 | 3 | | | | | | |


MAB Young Scientists Award Statistics (1989 - 2020)

|  Country | Total No. of appli- cations | Applicants | | | Total No. of Awards | Award winners | | | |
|--|-----------------------------------|------------|--------|------|---------------------------|---------------|--------|------|--------------------------------|
| | | Year | Female | Male | | Year | Female | Male | comment |
| INDONESIA | | 2009 | | 2 | | | | | |
| INDONESIA | | 2010 | | 1 | | 2010 | | 1 | & 1 award supported by Austria |
| INDONESIA | | 2011 | | 2 | | 2011 | | 1 | |
| INDONESIA | | 2012 | 1 | 1 | | 2012 | 1 | | award supported by Austria |
| INDONESIA | | 2016 | 1 | | | | | | |
| INDONESIA | | 2018 | 1 | 1 | | | | | |
| INDONESIA | | 2019 | 1 | 1 | | 2019 | 1 | | |
| INDONESIA | | 2020 | 1 | | | 2020 | 1 | | |
| | | | | | | | | | |
| IRAQ | 10 | | | | | | | | |
| IRAQ | | 1994 | 1 | 1 | | | | | |
| IRAQ | | 1995 | | 2 | | | | | |
| IRAQ | | 1999 | | 1 | | | | | |
| IRAQ | | 2001 | | 1 | | | | | |
| IRAQ | | 2002 | 1 | 1 | | | | | |
| IRAQ | | 2003 | 1 | 1 | | | | | |


MAB Young Scientists Award Statistics (1989 - 2020)

|  | Country | Total No. of applications | Applicants | | | Total No. of Awards | Award winners | | | |
|---|----------------|---------------------------|------------|--------|------|---------------------|---------------|--------|------|--------------------------------|
| | | | Year | Female | Male | | Year | Female | Male | comment |
| | IRAN | 48 | | | | 6 | | | | |
| | IRAN | | 1989 | | 1 | | | | | |
| | IRAN | | 1990 | | 1 | | | | | |
| | IRAN | | 1991 | | 1 | | | | | |
| | IRAN | | 1992 | | 1 | | | | | |
| | IRAN | | 1993 | | 2 | | | | | |
| | IRAN | | 1994 | | 2 | | | | | |
| | IRAN | | 1996 | | 2 | | | | | |
| | IRAN | | 1998 | | 1 | | | | | |
| | IRAN | | 1999 | | 1 | | 1999 | | 1 | |
| | IRAN | | 2001 | | 2 | | | | | |
| | IRAN | | 2002 | 1 | 3 | | 2002 | 1 | | thematic award supp.by Austria |
| | IRAN | | 2004 | | 2 | | | | | |
| | IRAN | | 2005 | | 2 | | 2005 | | 1 | |
| | IRAN | | 2006 | | 1 | | | | | |
| | IRAN | | 2007 | | 2 | | | | | |
| | IRAN | | 2008 | 1 | 1 | | | | | |
| | IRAN | | 2009 | | 3 | | 2009 | | 1 | |
| | IRAN | | 2010 | | 2 | | | | | |
| | IRAN | | 2011 | 2 | | | | | | |
| | IRAN | | 2012 | | 2 | | | | | |
| | IRAN | | 2013 | 2 | | | 2013 | 1 | | |
| | IRAN | | 2014 | 1 | 1 | | 2014 | 1 | | |
| | IRAN | | 2015 | 1 | 1 | | | | | |
| | IRAN | | 2016 | 1 | 1 | | | | | |
| | IRAN | | 2019 | | 1 | | | | | |
| | IRAN | | 2020 | | 2 | | | | | |
| | ISRAEL | 12 | | | | | | | | |
| | ISRAEL | | 1990 | | 2 | | | | | |
| | ISRAEL | | 1992 | | 2 | | | | | |
| | ISRAEL | | 1993 | | 1 | | | | | |
| | ISRAEL | | 1998 | | 1 | | | | | |
| | ISRAEL | | 2000 | 1 | | | | | | |
| | ISRAEL | | 2001 | 1 | | | | | | |
| | ISRAEL | | 2004 | 1 | 1 | | | | | |
| | ISRAEL | | 2007 | 1 | 1 | | | | | |
| | ITALY | 15 | | | | 2 | | | | |
| | ITALY | | 1992 | | 2 | | | | | |
| | ITALY | | 1997 | | 1 | | 1997 | | 1 | |
| | ITALY | | 1999 | 2 | | | | | | |
| | ITALY | | 2007 | 1 | | | | | | |
| | ITALY | | 2008 | 2 | 1 | | 2008 | 1 | | |
| | ITALY | | 2009 | 1 | 1 | | | | | |
| | ITALY | | 2010 | 1 | | | | | | |
| | ITALY | | 2011 | | 2 | | | | | |
| | ITALY | | 2018 | | 1 | | | | | |
| | JAMAICA | 3 | | | | | | | | |
| | JAMAICA | | 2008 | 1 | | | | | | |
| | JAMAICA | | 2019 | 1 | 1 | | | | | |
| | JAPAN | 3 | | | | 1 | | | | |
| | JAPAN | | 1994 | | 1 | | | | | |


MAB Young Scientists Award Statistics (1989 - 2020)

|  | Country | Total No. of applications | Applicants | | | Total No. of Awards | Award winners | | | |
|---|-------------------|---------------------------|------------|--------|------|---------------------|---------------|--------|------|--------------------------------|
| | | | Year | Female | Male | | Year | Female | Male | comment |
| | JAPAN | | 2016 | | 1 | | | | | |
| | JAPAN | | 2019 | 1 | | | 2019 | 1 | | |
| | JORDAN | 4 | | | | 1 | | | | |
| | JORDAN | | 1997 | | 1 | | | | | |
| | JORDAN | | 2001 | 2 | | | | | | 1 app sub by Egypt |
| | JORDAN | | 2005 | | 1 | | 2005 | | 1 | |
| | KAZAKHSTAN | 12 | | | | 2 | | | | |
| | KAZAKHSTAN | | 1997 | | 2 | | 1997 | | 1 | |
| | KAZAKHSTAN | | 2004 | 3 | | | | | | |
| | KAZAKHSTAN | | 2012 | | 2 | | | | | |
| | KAZAKHSTAN | | 2017 | 1 | | | 2017 | 1 | | |
| | KAZAKHSTAN | | 2019 | 1 | 1 | | | | | |
| | KAZAKHSTAN | | 2020 | 2 | | | | | | |
| | KENYA | 33 | | | | 5 | | | | |
| | KENYA | | 1990 | | 5 | | | | | |
| | KENYA | | 1991 | 1 | | | | | | |
| | KENYA | | 1993 | | 1 | | | | | |
| | KENYA | | 1998 | | 1 | | | | | |
| | KENYA | | 2000 | | 1 | | | | | |
| | KENYA | | 2001 | | 3 | | 2001 | | 1 | |
| | KENYA | | 2002 | 1 | 1 | | | | | |
| | KENYA | | 2003 | | 1 | | | | | |
| | KENYA | | 2004 | 1 | | | 2004 | 1 | | |
| | KENYA | | 2008 | 1 | 2 | | 2008 | 1 | | |
| | KENYA | | 2010 | 1 | 1 | | 2010 | | 1 | & 1 award supported by Austria |
| | KENYA | | 2012 | | 1 | | 2010 | | 1 | & 1 award supported by Austria |
| | KENYA | | 2013 | 1 | | | | | | |
| | KENYA | | 2014 | 1 | 1 | | | | | |
| | KENYA | | 2015 | | 1 | | | | | |
| | KENYA | | 2016 | | 2 | | | | | |
| | KENYA | | 2017 | | 1 | | | | | |
| | KENYA | | 2018 | | 1 | | | | | |
| | KENYA | | 2019 | 1 | | | | | | |
| | KENYA | | 2020 | 2 | | | | | | |


MAB Young Scientists Award Statistics (1989 - 2020)

|  Country | Total No. of applications | Applicants | | | Total No. of Awards | Award winners | | | |
|---|---------------------------|------------|--------|------|---------------------|---------------|--------|------|---------|
| | | Year | Female | Male | | Year | Female | Male | comment |
| KOREA, REP. OF | 10 | | | | 3 | | | | |
| KOREA, REP. OF | | 1991 | | 2 | | 1991 | | 1 | |
| KOREA, REP. OF | | 1994 | | 2 | | | | | |
| KOREA, REP. OF | | 1998 | | 1 | | | | | |
| KOREA, REP. OF | | 2000 | 1 | | | 2000 | 1 | | |
| KOREA, REP. OF | | 2005 | | | | 2005 | | | |
| KOREA, REP. OF | | 2006 | 1 | 1 | | 2006 | 1 | | |
| KOREA, REP. OF | | 2008 | | 1 | | | | | |
| KOREA, REP. OF | | 2012 | | 1 | | | | | |
| KUWAIT | 2 | | | | | | | | |
| KUWAIT | | 2004 | | 2 | | | | | |
| KYRGYZSTAN REP. | 10 | | | | 1 | | | | |
| KYRGYZSTAN REP. | | 1997 | 2 | | | | | | |
| KYRGYZSTAN REP. | | 2004 | | 3 | | | | | |
| KYRGYZSTAN REP. | | 2006 | 2 | | | | | | |
| KYRGYZSTAN REP. | | 2008 | 2 | 1 | | 2008 | 1 | | |
| LAO PDR | | | | | | | | | |
| LAO PDR | 2 | 2009 | 2 | | | | | | |
| LATVIA | 8 | | | | 1 | | | | |
| LATVIA | | 1998 | 1 | | | | | | |
| LATVIA | | 2000 | 1 | | | | | | |
| LATVIA | | 2002 | | 1 | | 2002 | | 1 | |
| LATVIA | | 2009 | 2 | 1 | | | | | |
| LATVIA | | 2011 | | 1 | | | | | |
| LATVIA | | 2012 | 1 | | | | | | |
| LEBANON | 11 | | | | 2 | | | | |
| LEBANON | | 1993 | 1 | | | | | | |
| LEBANON | | 1997 | 1 | 1 | | | | | |
| LEBANON | | 1998 | 1 | | | | | | |
| LEBANON | | 1999 | | 1 | | | | | |
| LEBANON | | 2000 | | 2 | | | | | |
| LEBANON | | 2003 | | 1 | | 2003 | | 1 | |
| LEBANON | | 2008 | | 1 | | | | | |
| LEBANON | | 2014 | 1 | 1 | | 2014 | | 1 | |
| LESOTHO | 1 | | | | | | | | |
| LESOTHO | | 2002 | | 1 | | | | | |
| LITHUANIA | 5 | | | | | | | | |
| LITHUANIA | | 1995 | | 2 | | | | | |
| LITHUANIA | | 1996 | | 1 | | | | | |
| LITHUANIA | | 2003 | 1 | | | | | | |
| LITHUANIA | | 2008 | 1 | | | | | | |
| LUXEMBOURG | 1 | | | | | | | | |
| LUXEMBOURG | | 1991 | | 1 | | | | | |
| MACEDONIA | 2 | | | | | | | | |
| MACEDONIA | | 1998 | | 2 | | | | | |
| MADAGASCAR | 42 | | | | 6 | | | | |


MAB Young Scientists Award Statistics (1989 - 2020)

|  Country | Total No. of applications | Applicants | | | Total No. of Awards | Award winners | | | |
|--|---------------------------|------------|--------|------|---------------------|---------------|--------|------|--------------|
| | | Year | Female | Male | | Year | Female | Male | comment |
| MADAGASCAR | | 1989 | 1 | 1 | | 1989 | 1 | | |
| MADAGASCAR | | 1993 | 1 | 1 | | 1993 | 1 | 1 | |
| MADAGASCAR | | 1996 | | 2 | | 1996 | | 1 | |
| MADAGASCAR | | 1997 | | 1 | | | | | |
| MADAGASCAR | | 1998 | 1 | 1 | | | | | |
| MADAGASCAR | | 1999 | | 2 | | | | | |
| MADAGASCAR | | 2001 | | 1 | | | | | |
| MADAGASCAR | | 2002 | 1 | 1 | | | | | |
| MADAGASCAR | | 2004 | 2 | 1 | | | | | |
| MADAGASCAR | | 2005 | 2 | 1 | | | | | |
| MADAGASCAR | | 2006 | 2 | 1 | | | | | |
| MADAGASCAR | | 2007 | 1 | 1 | | | | | shared award |
| MADAGASCAR | | 2008 | 1 | 3 | | | | | |
| MADAGASCAR | | 2010 | 2 | | | | | | |
| MADAGASCAR | | 2011 | 1 | 1 | | 2011 | 1 | | |
| MADAGASCAR | | 2012 | | 2 | | 2012 | 1 | | |
| MADAGASCAR | | 2014 | | 2 | | | | | |
| MADAGASCAR | | 2016 | | 1 | | | | | |
| MADAGASCAR | | 2017 | 2 | | | | | | |
| MADAGASCAR | | 2019 | | 1 | | | | | |
| MADAGASCAR | | 2020 | 1 | | | | | | |
| MALAWI | 6 | | | | 1 | | | | |
| MALAWI | | 1999 | 1 | | | 1999 | 1 | | |
| MALAWI | | 2001 | | 1 | | | | | |
| MALAWI | | 2004 | | 1 | | | | | |
| MALAWI | | 2008 | | 1 | | | | | |
| MALAWI | | 2009 | | 1 | | | | | |
| MALAWI | | 2013 | | 1 | | | | | |
| MALAYSIA | 33 | | | | 2 | | | | |
| MALAYSIA | | 1990 | | 1 | | | | | |
| MALAYSIA | | 1991 | | 2 | | | | | |
| MALAYSIA | | 1997 | 1 | 2 | | | | | |
| MALAYSIA | | 1998 | | 3 | | | | | |
| MALAYSIA | | 1999 | 2 | 1 | | | | | |
| MALAYSIA | | 2000 | | 3 | | | | | |
| MALAYSIA | | 2005 | 1 | 2 | | | | | |
| MALAYSIA | | 2006 | 3 | | | | | | |
| MALAYSIA | | 2007 | 1 | 2 | | | | | |
| MALAYSIA | | 2011 | 1 | 1 | | | | | |
| MALAYSIA | | 2012 | 1 | 1 | | | | | |
| MALAYSIA | | 2013 | 1 | 1 | | | | | |
| MALAYSIA | | 2016 | | 1 | | 2016 | | 1 | |
| MALAYSIA | | 2017 | | 2 | | 2017 | | 1 | |
| MALI | 15 | | | | 4 | | | | |
| MALI | | 1993 | | 1 | | 1993 | | 1 | |
| MALI | | 1996 | | 1 | | 1996 | | 1 | |
| MALI | | 2004 | | 2 | | 2004 | | 1 | |
| MALI | | 2005 | | 1 | | | | | |
| MALI | | 2006 | | 1 | | | | | |
| MALI | | 2008 | | 1 | | | | | |
| MALI | | 2011 | | 1 | | | | | |
| MALI | | 2012 | 1 | | | 2012 | 1 | | |
| MALI | | 2015 | | 1 | | | | | |


MAB Young Scientists Award Statistics (1989 - 2020)

|  | Country | Total No. of applications | Applicants | | | Total No. of Awards | Award winners | | | |
|---|-------------------|---------------------------|------------|--------|------|---------------------|---------------|--------|------|---------|
| | | | Year | Female | Male | | Year | Female | Male | comment |
| | MALI | | 2016 | | 2 | | | | | |
| | MALI | | 2017 | 1 | | | | | | |
| | MALI | | 2019 | | 1 | | | | | |
| | MALI | | 2020 | | 1 | | | | | |
| | MAURITANIA | 5 | | | | | | | | |
| | MAURITANIA | | 2003 | | 1 | | | | | |
| | MAURITANIA | | 2004 | 2 | 1 | | | | | |
| | MAURITANIA | | 2007 | 1 | | | | | | |
| | MAURITIUS | 3 | | | | 1 | | | | |
| | MAURITIUS | | 1990 | 1 | | | 1990 | 1 | | |
| | MAURITIUS | | 2002 | 2 | | | | | | |
| | MEXICO | 44 | | | | 13 | | | | |
| | MEXICO | | 1991 | 1 | | | 1991 | 1 | | |
| | MEXICO | | 1992 | | 2 | | 1992 | | 1 | |
| | MEXICO | | 1994 | | 1 | | 1994 | | 1 | |
| | MEXICO | | 1995 | | 2 | | 1995 | | 2 | |
| | MEXICO | | 1996 | | 2 | | | | | |
| | MEXICO | | 1997 | 1 | | | 1997 | 1 | | |
| | MEXICO | | 1998 | | 2 | | | | | |
| | MEXICO | | 1999 | 2 | 1 | | | | | |
| | MEXICO | | 2000 | 1 | | | | | | |
| | MEXICO | | 2002 | 1 | 2 | | | | | |
| | MEXICO | | 2003 | 1 | 2 | | | | | |
| | MEXICO | | 2004 | | 3 | | 2004 | | 1 | |
| | MEXICO | | 2005 | 1 | 2 | | | | | |
| | MEXICO | | 2006 | 2 | | | 2006 | 1 | | |
| | MEXICO | | 2009 | 2 | 1 | | 2009 | 1 | | |
| | MEXICO | | 2011 | | 2 | | 2011 | | 1 | |
| | MEXICO | | 2012 | 1 | 1 | | | | | |
| | MEXICO | | 2013 | 1 | | | 2013 | 1 | | |
| | MEXICO | | 2014 | 2 | | | 2014 | 1 | | |
| | MEXICO | | 2017 | | 2 | | 2017 | | 1 | |
| | MEXICO | | 2019 | 1 | 1 | | | | | |
| | MEXICO | | 2020 | 1 | | | | | | |
| | MOLDOVA | 2 | | | | | | | | |
| | MOLDOVA | | 2004 | | 1 | | | | | |
| | MOLDOVA | | 2008 | | 1 | | | | | |
| | MONGOLIA | 5 | | | | | | | | |
| | MONGOLIA | | 2005 | | 1 | | | | | |
| | MONGOLIA | | 2014 | | 2 | | | | | |
| | MONGOLIA | | 2017 | | 1 | | | | | |
| | MONGOLIA | | 2020 | 1 | | | | | | |
| | MONACO | 1 | | | | | | | | |
| | MONACO | | 1998 | 1 | | | | | | |
| | MOROCCO | 31 | | | | 7 | | | | |
| | MOROCCO | | 1989 | | 2 | | 1989 | | 1 | |
| | MOROCCO | | 1992 | 1 | 1 | | | | | |
| | MOROCCO | | 1994 | | 2 | | 1994 | | 1 | |
| | MOROCCO | | 2000 | 1 | 1 | | | | | |
| | MOROCCO | | 2001 | 1 | 1 | | | | | |


MAB Young Scientists Award Statistics (1989 - 2020)

|  Country | Total No. of applications | Applicants | | | Total No. of Awards | Award winners | | | |
|---|---------------------------|------------|--------|------|---------------------|---------------|--------|------|---------|
| | | Year | Female | Male | | Year | Female | Male | comment |
| MOROCCO | | 2003 | | 1 | | 2003 | | 1 | |
| MOROCCO | | 2006 | 1 | 1 | | 2006 | | 1 | |
| MOROCCO | | 2007 | 2 | 1 | | 2007 | 1 | | |
| MOROCCO | | 2008 | 3 | | | | | | |
| MOROCCO | | 2009 | 2 | | | | | | |
| MOROCCO | | 2010 | 1 | | | 2010 | 1 | | |
| MOROCCO | | 2011 | | 2 | | | | | |
| MOROCCO | | 2014 | 1 | | | | | | |
| MOROCCO | | 2016 | | 1 | | | | | |
| MOROCCO | | 2018 | 1 | | | | | | |
| MOROCCO | | 2019 | 1 | 1 | | 2019 | 1 | | |
| MOROCCO | | 2020 | | 2 | | | | | |
| MOZAMBIQUE | 3 | | | | | | | | |
| MOZAMBIQUE | | 1998 | 1 | 1 | | | | | |
| MOZAMBIQUE | | 2006 | | 1 | | | | | |
| MYANMAR | 8 | | | | 1 | | | | |
| MYANMAR | | 1992 | | 2 | | | | | |
| MYANMAR | | 2004 | 2 | 1 | | 2004 | | 1 | |
| MYANMAR | | 2007 | 3 | | | | | | |
| NAMIBIA | 2 | | | | | | | | |
| | | 2009 | 1 | 1 | | | | | |
| NEPAL | 13 | | | | 1 | | | | |
| NEPAL | | 1990 | | 2 | | | | | |
| NEPAL | | 1991 | | 3 | | 1991 | | 1 | |
| NEPAL | | 1992 | | 1 | | | | | |
| NEPAL | | 2000 | | 1 | | | | | |
| NEPAL | | 2001 | 1 | | | | | | |
| NEPAL | | 2007 | 1 | | | | | | |
| NEPAL | | 2009 | 1 | | | | | | |
| NEPAL | | 2013 | | 1 | | | | | |
| NEPAL | | 2014 | | 1 | | | | | |
| NEPAL | | 2019 | | 1 | | | | | |
| NEW ZEALAND | 6 | | | | 1 | | | | |
| NEW ZEALAND | | 1989 | | 1 | | | | | |
| NEW ZEALAND | | 1991 | 1 | 1 | | 1991 | 1 | | |
| NEW ZEALAND | | 1996 | 1 | | | | | | |
| NEW ZEALAND | | 1998 | | 2 | | | | | |
| NICARAGUA | 2 | | | | 1 | | | | |
| NICARAGUA | | 2008 | 1 | | | | | | |
| NICARAGUA | | 2013 | 1 | | | 2013 | 1 | | |
| NIGER | 21 | | | | 1 | | | | |
| NIGER | | 1990 | | 1 | | | | | |
| NIGER | | 1999 | | 2 | | | | | |
| NIGER | | 2000 | 1 | | | | | | |
| NIGER | | 2001 | | 1 | | | | | |
| NIGER | | 2003 | | 2 | | 2003 | | 1 | |
| NIGER | | 2006 | | 2 | | | | | |
| NIGER | | 2007 | | 2 | | | | | |
| NIGER | | 2008 | | 2 | | | | | |
| NIGER | | 2009 | | 3 | | | | | |


MAB Young Scientists Award Statistics (1989 - 2020)

|  | Country | Total No. of applications | Applicants | | | Total No. of Awards | Award winners | | | |
|---|-------------------------|---------------------------|------------|--------|------|---------------------|---------------|--------|------|---------|
| | | | Year | Female | Male | | Year | Female | Male | comment |
| | | | | | | | | | | |
| | NIGER | | 2011 | | 1 | | | | | |
| | NIGER | | 2015 | 1 | | | | | | |
| | NIGER | | 2017 | | 2 | | | | | |
| | NIGER | | 2018 | | 1 | | | | | |
| | NIGERIA | 39 | | | | 5 | | | | |
| | NIGERIA | | 1990 | | 7 | | 1990 | | 1 | |
| | NIGERIA | | 1992 | | 2 | | | | | |
| | NIGERIA | | 1997 | | 1 | | | | | |
| | NIGERIA | | 1999 | 1 | 1 | | | | | |
| | NIGERIA | | 2000 | 1 | 2 | | | | | |
| | NIGERIA | | 2001 | | 3 | | 2001 | | 1 | |
| | NIGERIA | | 2002 | | 3 | | | | | |
| | NIGERIA | | 2004 | 1 | 1 | | | | | |
| | NIGERIA | | 2005 | 1 | 2 | | | | | |
| | NIGERIA | | 2006 | | 2 | | | | | |
| | NIGERIA | | 2007 | 1 | 2 | | | | | |
| | NIGERIA | | 2008 | 1 | | | | | | |
| | NIGERIA | | 2013 | | 1 | | | | | |
| | NIGERIA | | 2014 | 2 | | | | | | |
| | NIGERIA | | 2019 | | 2 | | 2019 | | 1 | |
| | NIGERIA | | 2020 | | 2 | | 2020 | | 2 | |
| | OMAN | 4 | | | | | | | | |
| | OMAN | | 1994 | | 2 | | | | | |
| | OMAN | | 2007 | | 1 | | | | | |
| | OMAN | | 2008 | | 1 | | | | | |
| | PAKISTAN | 19 | | | | | | | | |
| | PAKISTAN | | 1989 | | 1 | | | | | |
| | PAKISTAN | | 1991 | 1 | 1 | | | | | |
| | PAKISTAN | | 1992 | | 4 | | | | | |
| | PAKISTAN | | 1995 | 1 | | | | | | |
| | PAKISTAN | | 1999 | 1 | 2 | | | | | |
| | PAKISTAN | | 2000 | | 1 | | | | | |
| | PAKISTAN | | 2001 | 1 | | | | | | |
| | PAKISTAN | | 2002 | 1 | | | | | | |
| | PAKISTAN | | 2003 | 2 | 1 | | | | | |
| | PAKISTAN | | 2007 | 1 | | | | | | |
| | PAKISTAN | | 2009 | | 1 | | | | | |
| | PALAU | 1 | | | | | | | | |
| | PALAU | | 2008 | 1 | | | | | | |
| | PALESTINE AUTH. | 6 | | | | 1 | | | | |
| | PALESTINE AUTH. | | 2001 | 1 | 1 | | | | | |
| | PALESTINE AUTH. | | 2006 | | 1 | | | | | |
| | PALESTINE AUTH. | | 2008 | 2 | 1 | | 2008 | 1 | | |
| | PANAMA | 1 | 2010 | | 1 | | | | | |
| | PAPUA NEW GUINEA | 4 | | | | 3 | | | | |
| | PAPUA NEW GUINEA | | 1991 | | 2 | | 1991 | | 2 | |
| | PAPUA NEW GUINEA | | 1992 | | 1 | | 1992 | | 1 | |
| | PAPUA NEW GUINEA | | 1995 | | 1 | | | | | |


MAB Young Scientists Award Statistics (1989 - 2020)

|  Country | Total No. of applications | Applicants | | | Total No. of Awards | Award winners | | | |
|---|---------------------------|------------|--------|------|---------------------|---------------|--------|------|---------|
| | | Year | Female | Male | | Year | Female | Male | comment |
| PARAGUAY | 3 | | | | | | | | |
| PARAGUAY | | 2004 | | 1 | | | | | |
| PARAGUAY | | 2005 | | 1 | | | | | |
| PARAGUAY | | 2007 | 1 | | | | | | |
| PERU | 24 | | | | 3 | | | | |
| PERU | | 1990 | | 1 | | 1990 | | 1 | |
| PERU | | 1992 | 1 | | | 1992 | 1 | | |
| PERU | | 1993 | 1 | | | 1993 | 1 | | |
| PERU | | 1996 | 1 | | | | | | |
| PERU | | 1997 | | 1 | | | | | |
| PERU | | 1998 | 2 | 1 | | | | | |
| PERU | | 2004 | 1 | 1 | | | | | |
| PERU | | 2005 | 2 | 1 | | | | | |
| PERU | | 2006 | 1 | 2 | | | | | |
| PERU | | 2008 | 1 | 2 | | | | | |
| PERU | | 2012 | 2 | 0 | | | | | |
| PERU | | 2013 | | 1 | | | | | |
| PERU | | 2017 | | 2 | | | | | |
| PHILIPPINES | 13 | | | | 7 | | | | |
| PHILIPPINES | | 1989 | | 2 | | 1989 | | 1 | |
| PHILIPPINES | | 1991 | 1 | | | 1991 | 1 | | |
| PHILIPPINES | | 1992 | 1 | | | 1992 | 1 | | |
| PHILIPPINES | | 1993 | | 1 | | 1993 | | 1 | |
| PHILIPPINES | | 1994 | | 1 | | 1994 | | 1 | |
| PHILIPPINES | | 2001 | 1 | 1 | | | | | |
| PHILIPPINES | | 2005 | 1 | | | | | | |
| PHILIPPINES | | 2008 | | 1 | | | | | |
| PHILIPPINES | | 2014 | | 1 | | 2014 | | 1 | |
| PHILIPPINES | | 2020 | 2 | | | 2020 | 1 | | |


MAB Young Scientists Award Statistics (1989 - 2020)

|  Country | Total No. of applications | Applicants | | | Total No. of Awards | Award winners | | | |
|--|---------------------------|------------|--------|------|---------------------|---------------|--------|------|---------|
| | | Year | Female | Male | | Year | Female | Male | comment |
| POLAND | 13 | | | | 2 | | | | |
| POLAND | | 1990 | 2 | 1 | | | | | |
| POLAND | | 1992 | | 2 | | 1992 | | 1 | |
| POLAND | | 1999 | 1 | 2 | | | | | |
| POLAND | | 2000 | | 1 | | | | | |
| POLAND | | 2001 | | 2 | | | | | |
| POLAND | | 2007 | 1 | | | 2007 | 1 | | |
| POLAND | | 2015 | 1 | | | | | | |
| PORTUGAL | 5 | | | | 1 | | | | |
| PORTUGAL | | 1991 | 1 | | | 1991 | 1 | | |
| PORTUGAL | | 2011 | | 1 | | | | | |
| PORTUGAL | | 2012 | | 1 | | | | | |
| PORTUGAL | | 2014 | 1 | | | | | | |
| Portugal | | 2016 | 1 | | | | | | |
| ROMANIA | 29 | | | | 4 | | | | |
| ROMANIA | | 1991 | 1 | 2 | | | | | |
| ROMANIA | | 1992 | 1 | 1 | | | | | |
| ROMANIA | | 1993 | | 1 | | | | | |
| ROMANIA | | 1996 | 2 | | | 1996 | 1 | | |
| ROMANIA | | 1998 | 1 | | | | | | |
| ROMANIA | | 2000 | 2 | 1 | | 2000 | 1 | | |
| ROMANIA | | 2001 | 1 | | | | | | |
| ROMANIA | | 2002 | 1 | | | | | | |
| ROMANIA | | 2004 | 2 | 1 | | 2004 | | 1 | |
| ROMANIA | | 2005 | 1 | | | | | | |
| ROMANIA | | 2006 | 1 | 2 | | | | | |
| ROMANIA | | 2007 | 1 | 2 | | | | | |
| ROMANIA | | 2008 | | 2 | | | | | |
| ROMANIA | | 2016 | | 2 | | | | | |
| ROMANIA | | 2020 | 1 | | | 2020 | 1 | | |
| RUSSIA | 44 | | | | 12 | | | | |
| RUSSIA | | 1992 | 1 | | | | | | |
| RUSSIA | | 1993 | 1 | 1 | | 1993 | 1 | | |
| RUSSIA | | 1994 | | 1 | | | | | |
| RUSSIA | | 1995 | | 1 | | 1995 | | 1 | |
| RUSSIA | | 1996 | 2 | 1 | | | | | |
| RUSSIA | | 1997 | 1 | 1 | | 1997 | | 1 | |
| RUSSIA | | 1998 | 1 | 2 | | | | | |
| RUSSIA | | 1999 | | 3 | | 1999 | | 1 | |
| RUSSIA | | 2000 | 1 | 1 | | 2000 | | 1 | |
| RUSSIA | | 2002 | | 1 | | | | | |
| RUSSIA | | 2003 | 1 | 1 | | | | | |
| RUSSIA | | 2004 | 1 | 1 | | | | | |
| RUSSIA | | 2005 | 1 | | | | | | |
| RUSSIA | | 2006 | 1 | | | 2006 | 1 | | |
| RUSSIA | | 2007 | 1 | 1 | | 2007 | | 1 | |
| RUSSIA | | 2008 | 2 | 1 | | 2008 | 1 | | |
| RUSSIA | | 2009 | 2 | 1 | | 2009 | 1 | | |
| RUSSIA | | 2011 | 2 | | | 2011 | 1 | | |
| RUSSIA | | 2012 | 1 | 1 | | 2012 | 1 | | |
| RUSSIA | | 2015 | | 1 | | | | | |
| RUSSIA | | 2016 | 1 | | | 2016 | 1 | | |


MAB Young Scientists Award Statistics (1989 - 2020)

|  | Country | Total No. of applications | Applicants | | | Total No. of Awards | Award winners | | | |
|---|------------------------------|---------------------------|------------|--------|------|---------------------|---------------|--------|------|---------|
| | | | Year | Female | Male | | Year | Female | Male | comment |
| | RUSSIA | | 2018 | 1 | 1 | | | | | |
| | RUSSIA | | 2019 | 1 | 1 | | | | | |
| | RUSSIA | | 2020 | 1 | | | | | | |
| | RWANDA | 2 | 2009 | | 1 | | | | | |
| | RWANDA | | 2019 | | 1 | | | | | |
| | SAINT LUCIA | 1 | | | | | | | | |
| | SAINT LUCIA | | 2008 | | 1 | | | | | |
| | SAINT KITTS AND NEVIS | 1 | 2019 | 1 | | | | | | |
| | SENEGAL | 53 | | | | 5 | | | | |
| | SENEGAL | | 1990 | 1 | 8 | | 1990 | | 1 | |
| | SENEGAL | | 1991 | | 2 | | 1991 | | 1 | |
| | SENEGAL | | 1992 | | 2 | | 1992 | | 1 | |
| | SENEGAL | | 1993 | 1 | 8 | | | | | |
| | SENEGAL | | 1994 | | 1 | | | | | |
| | SENEGAL | | 1995 | | 1 | | | | | |
| | SENEGAL | | 1997 | | 1 | | | | | |
| | SENEGAL | | 2001 | 2 | 1 | | | | | |
| | SENEGAL | | 2003 | | 1 | | | | | |
| | SENEGAL | | 2004 | | 1 | | | | | |
| | SENEGAL | | 2005 | 1 | | | | | | |
| | SENEGAL | | 2006 | 1 | 2 | | | | | |
| | SENEGAL | | 2007 | 2 | 1 | | 2007 | 1 | | |
| | SENEGAL | | 2009 | | 3 | | | | | |
| | SENEGAL | | 2010 | | 2 | | | | | |
| | SENEGAL | | 2011 | 1 | 1 | | | | | |
| | SENEGAL | | 2012 | 1 | | | 2012 | 1 | | |
| | SENEGAL | | 2014 | 1 | 1 | | | | | |
| | SENEGAL | | 2015 | 2 | | | | | | |
| | SENEGAL | | 2016 | | 2 | | | | | |
| | SENEGAL | | 2017 | | 1 | | | | | |
| | SENEGAL | | 2019 | 1 | | | | | | |
| | SERBIA | 4 | 2009 | 1 | | | | | | |
| | SERBIA | | 2013 | | 1 | | | | | |
| | SERBIA | | 2016 | | 1 | | | | | |
| | SERBIA | | 2018 | | 1 | | | | | |
| | SERBIA AND MONTENEGRO | 1 | | | | | | | | |
| | SERBIA AND MONTENEGRO | | 2005 | 1 | | | | | | |
| | SIERRA LEONE | 2 | | | | 1 | | | | |
| | SIERRA LEONE | | 1995 | | 1 | | 1995 | | 1 | |
| | SIERRA LEONE | | 1996 | | 1 | | | | | |
| | SLOVAKIA | 20 | | | | 3 | | | | |
| | SLOVAKIA | | 1994 | | 2 | | | | | |
| | SLOVAKIA | | 1995 | | 1 | | | | | |
| | SLOVAKIA | | 1996 | | 3 | | | | | |
| | SLOVAKIA | | 1999 | | 3 | | 1999 | | 1 | |
| | SLOVAKIA | | 2002 | | 2 | | 2002 | | 1 | |
| | SLOVAKIA | | 2003 | | 1 | | | | | |
| | SLOVAKIA | | 2004 | | 1 | | | | | |


MAB Young Scientists Award Statistics (1989 - 2020)

|  Country | Total No. of applications | Applicants | | | Total No. of Awards | Award winners | | | |
|--|---------------------------|------------|--------|------|---------------------|---------------|--------|------|------------------|
| | | Year | Female | Male | | Year | Female | Male | comment |
| SLOVAKIA | | 2005 | | 1 | | | | | |
| SLOVAKIA | | 2006 | | 2 | | | | | |
| SLOVAKIA | | 2007 | | 2 | | | | | |
| SLOVAKIA | | 2008 | | 1 | | | | | |
| SLOVAKIA | | 2014 | | 1 | | 2014 | | 1 | |
| SLOVENIA | 2 | | | | | | | | |
| SLOVENIA | | 2008 | 1 | 1 | | | | | |
| SOUTH AFRICA | 3 | | | | 2 | | | | |
| SOUTH AFRICA | | 2010 | | 1 | | 2010 | | 1 | |
| SOUTH AFRICA | | 2014 | 1 | | | 2014 | 1 | | |
| SOUTH AFRICA | | 2015 | 1 | | | | | | |
| SPAIN | 17 | | | | 3 | | | | |
| SPAIN | | 1989 | | 1 | | | | | |
| SPAIN | | 1991 | 1 | | | 1991 | 1 | | |
| SPAIN | | 1993 | | 3 | | 1993 | | 1 | |
| SPAIN | | 1999 | 1 | | | | | | |
| SPAIN | | 2001 | 1 | | | | | | subm. by Morocco |
| SPAIN | | 2002 | | 2 | | | | | |
| SPAIN | | 2012 | 2 | 1 | | 2012 | 1 | | subm. By Senegal |
| SPAIN | | 2013 | | 2 | | 2013 | | 1 | |
| SPAIN | | 2015 | | 1 | | | | | |
| SPAIN | | 2017 | 2 | | | | | | |
| SRI LANKA | 22 | | | | 3 | | | | |
| SRI LANKA | | 1991 | | 1 | | 1991 | | 1 | |
| SRI LANKA | | 1992 | | 2 | | 1992 | | 1 | |
| SRI LANKA | | 1996 | 1 | | | | | | |
| SRI LANKA | | 1998 | | 1 | | | | | |
| SRI LANKA | | 1999 | 2 | | | | | | |
| SRI LANKA | | 2000 | | 3 | | | | | |
| SRI LANKA | | 2001 | | 1 | | | | | |
| SRI LANKA | | 2005 | 2 | | | | | | |
| SRI LANKA | | 2007 | 1 | | | 2007 | 1 | | |
| SRI LANKA | | 2008 | | 1 | | | | | |
| SRI LANKA | | 2009 | 1 | | | | | | |
| SRI LANKA | | 2014 | 1 | 1 | | | | | |
| SRI LANKA | | 2016 | | 2 | | | | | |
| SRI LANKA | | 2019 | | 1 | | | | | |
| SRI LANKA | | 2020 | 1 | | | | | | |
| SUDAN | 24 | | | | 4 | | | | |
| SUDAN | | 1992 | | 1 | | | | | |
| SUDAN | | 1994 | | 2 | | 1994 | | 1 | |
| SUDAN | | 1995 | | 2 | | | | | |
| SUDAN | | 1996 | | 1 | | | | | |
| SUDAN | | 1997 | 2 | | | | | | |
| SUDAN | | 2001 | | 1 | | 2001 | | 1 | |
| SUDAN | | 2004 | | 3 | | | | | |
| SUDAN | | 2007 | | 2 | | | | | |
| SUDAN | | 2008 | 1 | 1 | | 2008 | 1 | | |
| SUDAN | | 2009 | 1 | 3 | | 2009 | | 1 | |
| SUDAN | | 2010 | | 2 | | | | | |
| SUDAN | | 2015 | | 1 | | | | | |
| SUDAN | | 2019 | | 1 | | | | | |


MAB Young Scientists Award Statistics (1989 - 2020)

|  Country | Total No. of applications | Applicants | | | Total No. of Awards | Award winners | | | |
|--|---------------------------|------------|--------|------|---------------------|---------------|--------|------|---------|
| | | Year | Female | Male | | Year | Female | Male | comment |
| SWEDEN | 1 | | | | | | | | |
| SWEDEN | | 1993 | | 1 | | | | | |
| SWITZERLAND | 2 | | | | | | | | |
| SWITZERLAND | | 2005 | | 1 | | | | | |
| SWITZERLAND | | 2010 | 1 | | | | | | |


MAB Young Scientists Award Statistics (1989 - 2020)

|  Country | Total No. of applications | Applicants | | | Total No. of Awards | Award winners | | | |
|---|---------------------------|------------|--------|------|---------------------|---------------|--------|------|---------|
| | | Year | Female | Male | | Year | Female | Male | comment |
| SYRIA | 29 | | | | 2 | | | | |
| SYRIA | | 1990 | 3 | 2 | | | | | |
| SYRIA | | 1991 | | 3 | | 1991 | | 1 | |
| SYRIA | | 1992 | | 1 | | | | | |
| SYRIA | | 1993 | | 1 | | | | | |
| SYRIA | | 1995 | 1 | | | | | | |
| SYRIA | | 1996 | 1 | | | | | | |
| SYRIA | | 1997 | 1 | | | | | | |
| SYRIA | | 1999 | 1 | 1 | | 1999 | 1 | | |
| SYRIA | | 2000 | | 1 | | | | | |
| SYRIA | | 2002 | | 1 | | | | | |
| SYRIA | | 2004 | 1 | 2 | | | | | |
| SYRIA | | 2005 | 1 | | | | | | |
| SYRIA | | 2007 | | 1 | | | | | |
| SYRIA | | 2008 | | 3 | | | | | |
| SYRIA | | 2009 | | 1 | | | | | |
| SYRIA | | 2012 | 1 | 1 | | | | | |
| SYRIA | | 2016 | | 1 | | | | | |
| TAJKISTAN | 3 | | | | | | | | |
| TAJKISTAN | | 2001 | | 1 | | | | | |
| TAJKISTAN | | 2007 | 1 | | | | | | |
| TAJKISTAN | | 2008 | | 1 | | | | | |
| TANZANIA | 26 | | | | 4 | | | | |
| TANZANIA | | 1991 | | 1 | | | | | |
| TANZANIA | | 1992 | | 2 | | | | | |
| TANZANIA | | 2000 | | 1 | | | | | |
| TANZANIA | | 2002 | | 2 | | 2002 | | 1 | |
| TANZANIA | | 2003 | | 3 | | 2003 | | 1 | |
| TANZANIA | | 2004 | | 3 | | | | | |
| TANZANIA | | 2005 | | 3 | | | | | |
| TANZANIA | | 2007 | 2 | 1 | | 2007 | 1 | | |
| TANZANIA | | 2008 | | 1 | | | | | |
| TANZANIA | | 2009 | | 2 | | | | | |
| TANZANIA | | 2011 | | 1 | | | | | |
| TANZANIA | | 2012 | | 2 | | | | | |
| TANZANIA | | 2015 | 1 | 1 | | 2015 | 1 | | |
| THAILAND | 26 | | | | 6 | | | | |
| THAILAND | | 1989 | | 1 | | | | | |
| THAILAND | | 1990 | | 1 | | | | | |
| THAILAND | | 1994 | | 1 | | | | | |
| THAILAND | | 1995 | 1 | | | | | | |
| THAILAND | | 2000 | 2 | 1 | | 2000 | 1 | | |
| THAILAND | | 2001 | 1 | | | | | | |
| THAILAND | | 2003 | 1 | 1 | | 2003 | 1 | | |
| THAILAND | | 2004 | 2 | 1 | | | | | |
| THAILAND | | 2007 | 1 | 2 | | 2007 | 1 | | |
| THAILAND | | 2009 | 3 | | | | | | |
| THAILAND | | 2011 | 2 | | | 2011 | 1 | | |
| THAILAND | | 2012 | 2 | | | 2012 | 1 | | |
| THAILAND | | 2014 | 1 | 1 | | | | | |
| THAILAND | | 2016 | 1 | | | 2016 | 1 | | |


MAB Young Scientists Award Statistics (1989 - 2020)

|  Country | Total No. of appli- cations | Applicants | | | Total No. of Awards | Award winners | | | |
|--|-----------------------------------|------------|--------|------|---------------------------|---------------|--------|------|----------------------------|
| | | Year | Female | Male | | Year | Female | Male | comment |
| TOGO | 18 | | | | 2 | | | | |
| TOGO | | 1997 | | 2 | | 1997 | | 1 | |
| TOGO | | 1998 | | 2 | | | | | |
| TOGO | | 1999 | | 1 | | | | | |
| TOGO | | 2000 | 1 | | | | | | |
| TOGO | | 2001 | 1 | | | | | | |
| TOGO | | 2002 | | 2 | | | | | |
| TOGO | | 2007 | | 1 | | | | | |
| TOGO | | 2008 | | 1 | | | | | |
| TOGO | | 2009 | | 1 | | | | | |
| TOGO | | 2011 | | 2 | | | | | |
| TOGO | | 2012 | | 2 | | 2012 | | 1 | award supported by Austria |
| TOGO | | 2016 | | 2 | | | | | |
| | | | | | | | | | |
| TRINIDAD AND TOBAGO | 2 | | | | | | | | |
| TRINIDAD AND TOBAGO | | 1990 | 1 | | | | | | |
| TRINIDAD AND TOBAGO | | 2020 | 1 | | | | | | |


MAB Young Scientists Award Statistics (1989 - 2020)

|  Country | Total No. of applications | Applicants | | | Total No. of Awards | Award winners | | | |
|---|---------------------------|------------|--------|------|---------------------|---------------|--------|------|--------------------------------|
| | | Year | Female | Male | | Year | Female | Male | comment |
| TUNISIA | 26 | | | | 2 | | | | |
| TUNISIA | | 1990 | | 1 | | | | | |
| TUNISIA | | 1991 | | 1 | | | | | |
| TUNISIA | | 1993 | | 2 | | | | | |
| TUNISIA | | 1996 | | 1 | | 1996 | | 1 | |
| TUNISIA | | 1997 | | 1 | | | | | |
| TUNISIA | | 1998 | | 1 | | | | | |
| TUNISIA | | 2000 | 1 | | | | | | |
| TUNISIA | | 2001 | 1 | | | | | | |
| TUNISIA | | 2002 | 1 | | | | | | |
| TUNISIA | | 2003 | | 2 | | | | | |
| TUNISIA | | 2005 | 1 | 2 | | | | | |
| TUNISIA | | 2007 | 1 | 1 | | | | | |
| TUNISIA | | 2009 | 1 | 1 | | | | | |
| TUNISIA | | 2014 | 1 | 1 | | | | | |
| TUNISIA | | 2015 | 1 | | | 2015 | 1 | | |
| TUNISIA | | 2017 | 2 | | | | | | |
| TUNISIA | | 2019 | 2 | | | | | | |
| TURKEY | 10 | | | | 1 | | | | |
| TURKEY | | 1996 | 2 | | | | | | |
| TURKEY | | 2001 | 1 | | | 2001 | 1 | | |
| TURKEY | | 2004 | 2 | | | | | | |
| TURKEY | | 2005 | 1 | | | | | | |
| TURKEY | | 2006 | 2 | | | | | | |
| TURKEY | | 2007 | 1 | | | | | | |
| TURKEY | | 2008 | | 1 | | | | | |
| TURKMENISTAN | 1 | | | | | | | | |
| TURKMENISTAN | | 2004 | 1 | | | | | | |
| UGANDA | 12 | | | | 2 | | | | |
| UGANDA | | 1990 | | 1 | | | | | |
| UGANDA | | 1993 | | 1 | | | | | |
| UGANDA | | 1994 | | 1 | | | | | |
| UGANDA | | 1998 | 1 | 1 | | 1998 | | 1 | |
| UGANDA | | 1999 | | 1 | | | | | |
| UGANDA | | 2000 | 1 | | | 2000 | 1 | | |
| UGANDA | | 2002 | | 1 | | | | | |
| UGANDA | | 2008 | 1 | | | | | | |
| UGANDA | | 2010 | | 1 | | | | | |
| UGANDA | | 2017 | | 1 | | | | | Spanish but endorsed by Uganda |
| UGANDA | | 2018 | | 1 | | | | | |
| UKRAINE | 17 | | | | 4 | | | | |
| UKRAINE | | 1990 | | 1 | | 1990 | | 1 | |
| UKRAINE | | 1991 | | 1 | | | | | |
| UKRAINE | | 1992 | 1 | 1 | | 1992 | 1 | | |
| UKRAINE | | 1993 | 1 | 1 | | | | | |
| UKRAINE | | 1994 | 1 | 1 | | | | | |
| UKRAINE | | 1996 | 1 | | | | | | |
| UKRAINE | | 1999 | 1 | | | | | | |
| UKRAINE | | 2002 | | 1 | | | | | |
| UKRAINE | | 2004 | | 1 | | | | | |
| UKRAINE | | 2006 | 1 | | | | | | |


MAB Young Scientists Award Statistics (1989 - 2020)

|  | Country | Total No. of applications | Applicants | | | Total No. of Awards | Award winners | | | |
|---|-----------------------|---------------------------|------------|--------|------|---------------------|---------------|--------|------|--------------------------------|
| | | | Year | Female | Male | | Year | Female | Male | comment |
| | UKRAINE | | 2008 | 1 | | | | | | |
| | UKRAINE | | 2012 | 1 | | | 2012 | 1 | | |
| | UKRAINE | | 2015 | 1 | 1 | | 2015 | | 1 | |
| | UNITED KINGDOM | 13 | | | | 2 | | | | |
| | UNITED KINGDOM | | 1990 | | 1 | | 1990 | | 1 | |
| | UNITED KINGDOM | | 1991 | 1 | 1 | | | | | |
| | UNITED KINGDOM | | 1992 | | 2 | | 1992 | | 1 | |
| | UNITED KINGDOM | | 1993 | | 2 | | | | | |
| | UNITED KINGDOM | | 1995 | 1 | 1 | | | | | |
| | UNITED KINGDOM | | 1996 | | 1 | | | | | |
| | UNITED KINGDOM | | 1999 | | 1 | | | | | |
| | UNITED KINGDOM | | 2007 | | 1 | | | | | |
| | UNITED KINGDOM | | 2008 | 1 | | | | | | |
| | URUGUAY | 12 | | | | 3 | | | | |
| | URUGUAY | | 1992 | | 1 | | 1992 | | 1 | |
| | URUGUAY | | 2001 | 1 | | | | | | subm by Mexico |
| | URUGUAY | | 2002 | 2 | 1 | | 2002 | | 1 | |
| | URUGUAY | | 2004 | 3 | | | | | | |
| | URUGUAY | | 2006 | 2 | 1 | | 2006 | 1 | | |
| | URUGUAY | | 2009 | 1 | | | | | | |
| | USA | 10 | | | | 1 | | | | |
| | USA | | 1990 | 1 | 1 | | 1990 | | 1 | |
| | USA | | 1992 | | 1 | | | | | |
| | USA | | 1993 | 2 | 2 | | | | | |
| | USA | | 1995 | | 2 | | | | | |
| | USA | | 2015 | 1 | | | | | | |
| | USSR | 6 | | | | 2 | | | | |
| | USSR | | 1989 | | 2 | | 1989 | | 1 | |
| | USSR | | 1991 | 2 | 2 | | 1991 | 1 | | |
| | UZBEKISTAN | 14 | | | | 1 | | | | |
| | UZBEKISTAN | | 1997 | 1 | 1 | | | | | |
| | UZBEKISTAN | | 1998 | 1 | 2 | | | | | |
| | UZBEKISTAN | | 2000 | | 1 | | | | | |
| | UZBEKISTAN | | 2002 | | 1 | | | | | |
| | UZBEKISTAN | | 2004 | 1 | | | | | | |
| | UZBEKISTAN | | 2005 | 1 | | | 2005 | 1 | | |
| | UZBEKISTAN | | 2008 | | 1 | | | | | |
| | UZBEKISTAN | | 2011 | | 1 | | | | | |
| | UZBEKISTAN | | 2015 | 1 | | | | | | |
| | UZBEKISTAN | | 2016 | 2 | | | | | | |
| | UZBEKISTAN | | 2017 | | 1 | | | | | |
| | UZBEKISTAN | | 2020 | | 1 | | | | | |
| | VENEZUELA | 4 | | | | 1 | | | | |
| | VENEZUELA | | 1990 | 1 | | | 1990 | 1 | | |
| | VENEZUELA | | 1992 | | 1 | | | | | |
| | VENEZUELA | | 2011 | 1 | | | | | | |
| | VENEZUELA | | 2017 | | 1 | | | | | |
| | VIETNAM | 25 | | | | 7 | | | | |
| | VIETNAM | | 2002 | 2 | | | 2002 | 2 | | 1 thematic award supp. Austria |

MAB Young Scientists Award Statistics (1989 - 2020)

|  | Country | Total No. of applications | Applicants | | | Total No. of Awards | Award winners | | | |
|---|-------------------|---------------------------|------------|--------|------|---------------------|---------------|--------|------|---------------------------------------|
| | | | Year | Female | Male | | Year | Female | Male | comment |
| | VIETNAM | | 2003 | 1 | 1 | | 2003 | 1 | | |
| | VIETNAM | | 2004 | 1 | 1 | | 2004 | 1 | | |
| | VIETNAM | | 2005 | | 1 | | | | | |
| | VIETNAM | | 2006 | 1 | | | 2006 | 1 | | |
| | VIETNAM | | 2008 | 1 | 1 | | 2008 | 1 | | |
| | VIETNAM | | 2009 | 1 | | | | | | |
| | VIETNAM | | 2011 | 1 | 1 | | | | | |
| | VIETNAM | | 2013 | | 1 | | | | | |
| | VIETNAM | | 2015 | | 1 | | 2015 | | 1 | |
| | VIETNAM | | 2016 | | 2 | | | | | |
| | VIETNAM | | 2017 | 1 | 1 | | | | | 1 appl.F received with a signif.delay |
| | VIETNAM | | 2018 | 2 | | | | | | |
| | VIETNAM | | 2019 | 2 | | | | | | |
| | VIETNAM | | 2020 | | 2 | | | | | |
| | YEMEN | 2 | | | | 1 | | | | |
| | YEMEN | | 1995 | | 1 | | 1995 | | 1 | |
| | YEMEN | | 2000 | | 1 | | | | | |
| | YUGOSLAVIA | 7 | | | | 1 | | | | |
| | YUGOSLAVIA | | 1991 | | 1 | | 1991 | | 1 | |
| | YUGOSLAVIA | | 1997 | 1 | | | | | | |
| | YUGOSLAVIA | | 1999 | 1 | 1 | | | | | |
| | YUGOSLAVIA | | 2003 | 1 | 2 | | | | | 1 proj. but 3 appl. (1 f. & 2 m.) |
| | ZAIRE | 6 | | | | 1 | | | | |
| | ZAIRE | | 1992 | | 1 | | | | | |
| | ZAIRE | | 1993 | | 1 | | | | | |
| | ZAIRE | | 1996 | | 1 | | 1996 | | 1 | |
| | ZAIRE | | 1997 | | 2 | | | | | |
| | ZAIRE | | 1998 | 1 | | | | | | |

MAB Young Scientists Award Statistics (1989 - 2020)

|  | Country | Total No. of applications | Applicants | | | Total No. of Awards | Award winners | | | |
|---|-----------------|---------------------------|------------|------------|-------------|---------------------|---------------|------------|------------|-----------------|
| | | | Year | Female | Male | | Year | Female | Male | comment |
| | ZAMBIA | 9 | | | | | | | | |
| | ZAMBIA | | 1989 | 1 | | | | | | |
| | ZAMBIA | | 1992 | | 1 | | | | | |
| | ZAMBIA | | 1998 | 1 | 1 | | | | | |
| | ZAMBIA | | 2004 | | 1 | | | | | |
| | ZAMBIA | | 2008 | 1 | 1 | | | | | |
| | ZAMBIA | | 2011 | 1 | 1 | | | | | |
| | ZIMBABWE | 6 | | | | | | | | |
| | ZIMBABWE | | 1996 | 1 | | | | | | |
| | ZIMBABWE | | 2007 | 2 | 1 | | | | | |
| | ZIMBABWE | | 2011 | 1 | | | | | | |
| | ZIMBABWE | | 2020 | | 1 | | | | | |
| TOTAL | | 1966 | | 701 | 1267 | 329 | | 146 | 184 | 5 shared awards |
| | | | | 36% | 64% | | | 44% | 56% | |