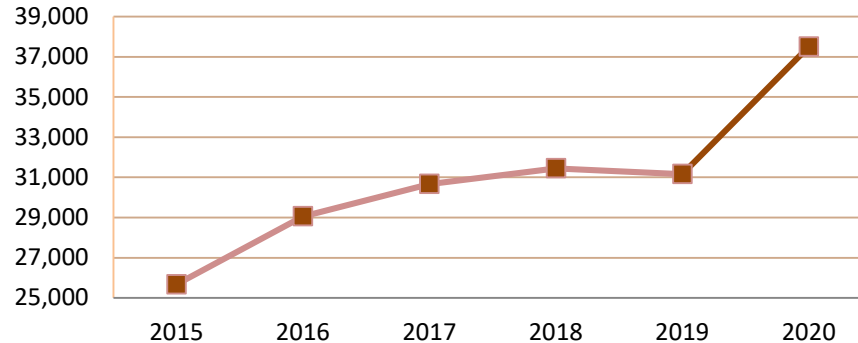


# State Universities Under Purview of the UGC -Sri Lanka

# Admissions of Students to Universities :2015 – 2020

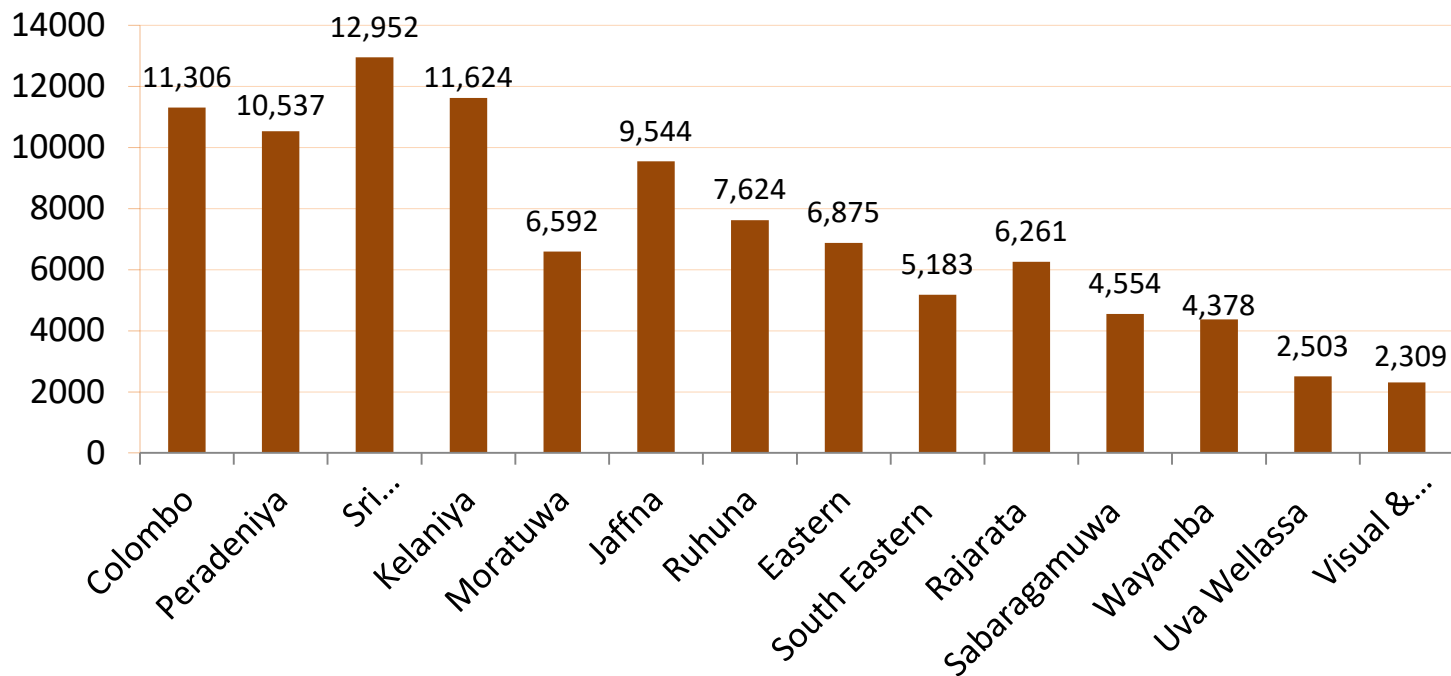
(Universities under purview of the UGC)

2015	2016	2017	2018	2019 (Proposed)	2020 (Estimated)
25,676	29,055	30,668	31,451	31,158	37,500



# Undergraduates Enrolment -2019 (estimated)

(Universities under purview of the UGC)



Note: Open University – 24,453

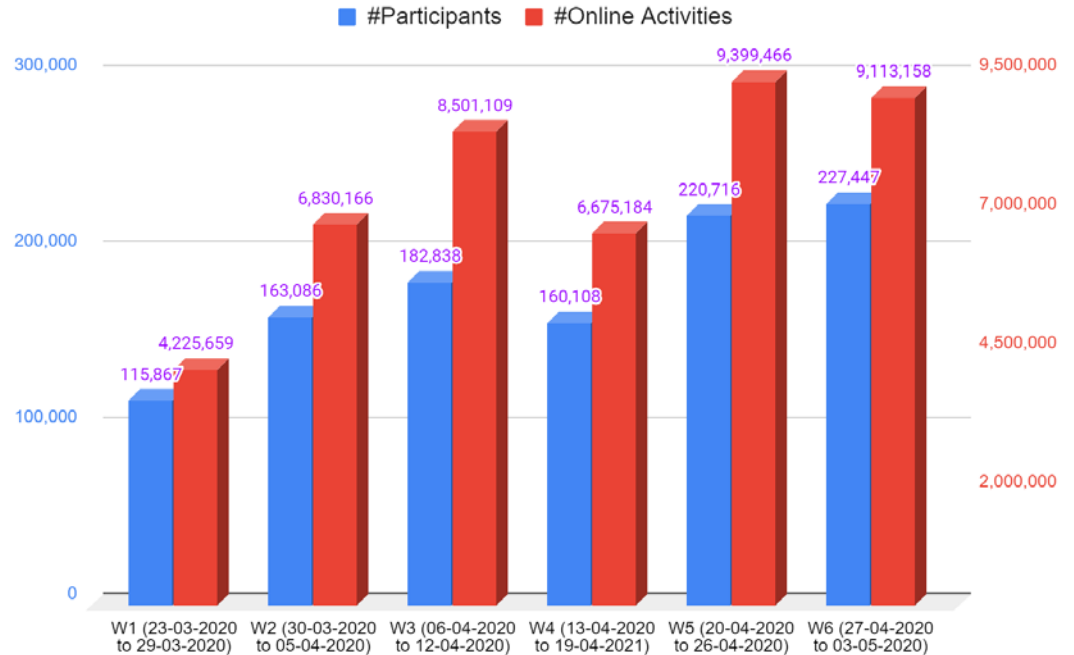
Source : UGC

# Online Teaching and Learning Activities of State Universities Under the UGC

Summary of Online Activities During 23-March-2020 to 03-May-2020

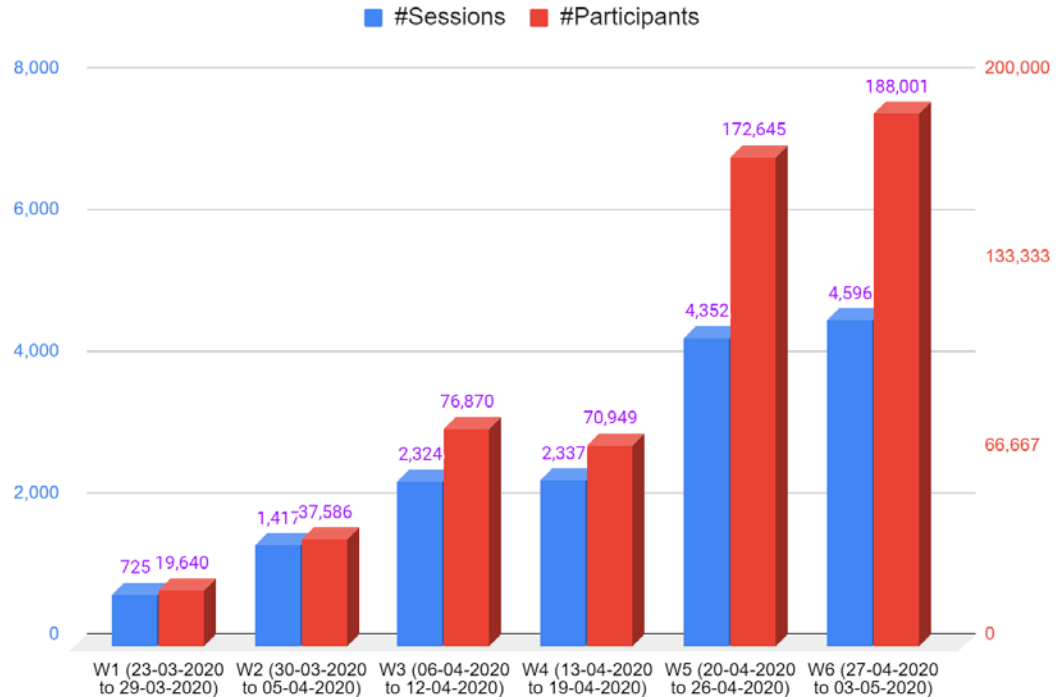
# State Universities: Weekly Asynchronous Activities (LMS)

- Asynchronous teaching and learning is mainly carried out through Learning Management System (LMS) of each university
- Students can access the LMS without any charge of data
- Total number of users accessing the LMS and the number of activities performed are on the rise
- Total number of activities performed by the State University LMS users is around *50 million* during the six weeks

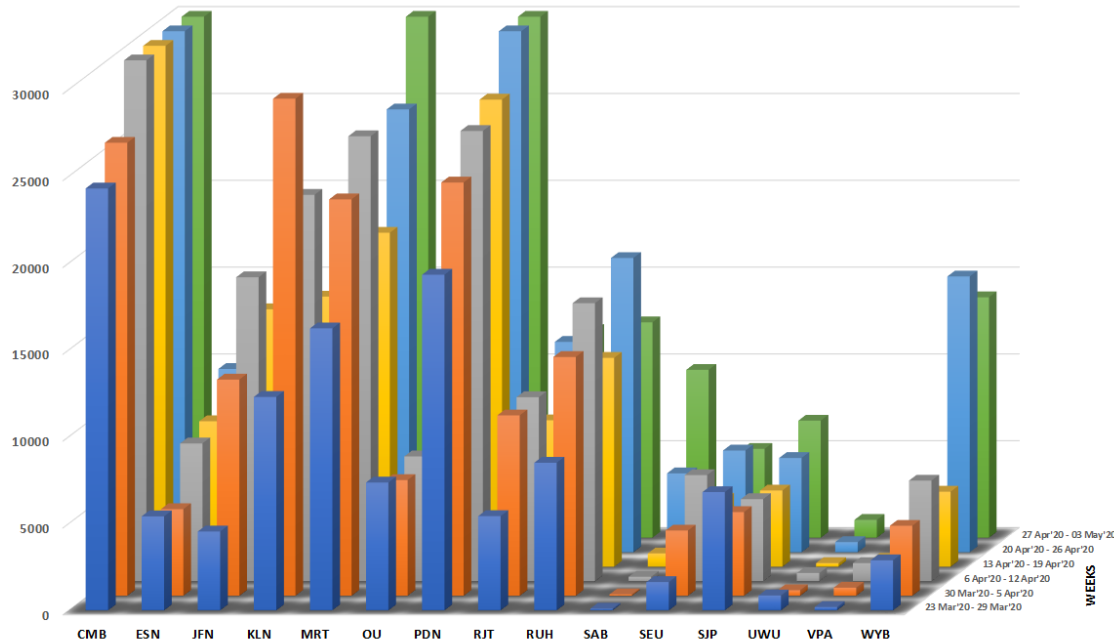


# State Universities: Weekly Synchronous Activities (LEARN.zoom.us)

- LEARN set up its own media servers with its member network and provided a faster and cheaper solution (LEARN.zoom.us)
- For synchronous teaching and learning within State Universities, this video conferencing solution (LEARN.zoom.us) is used
- The number of sessions and participants have gradually increased over six weeks
- During the six weeks, the State University users had more than **15,000** video conference sessions with a total of over **500,000** participants



# State Universities: Weekly LMS Users



Copyright © 2020 All Right Reserved, Lanka Education and Research Network (LEARN) - Updated on Sun May 10 08:00:00 +0530 2020

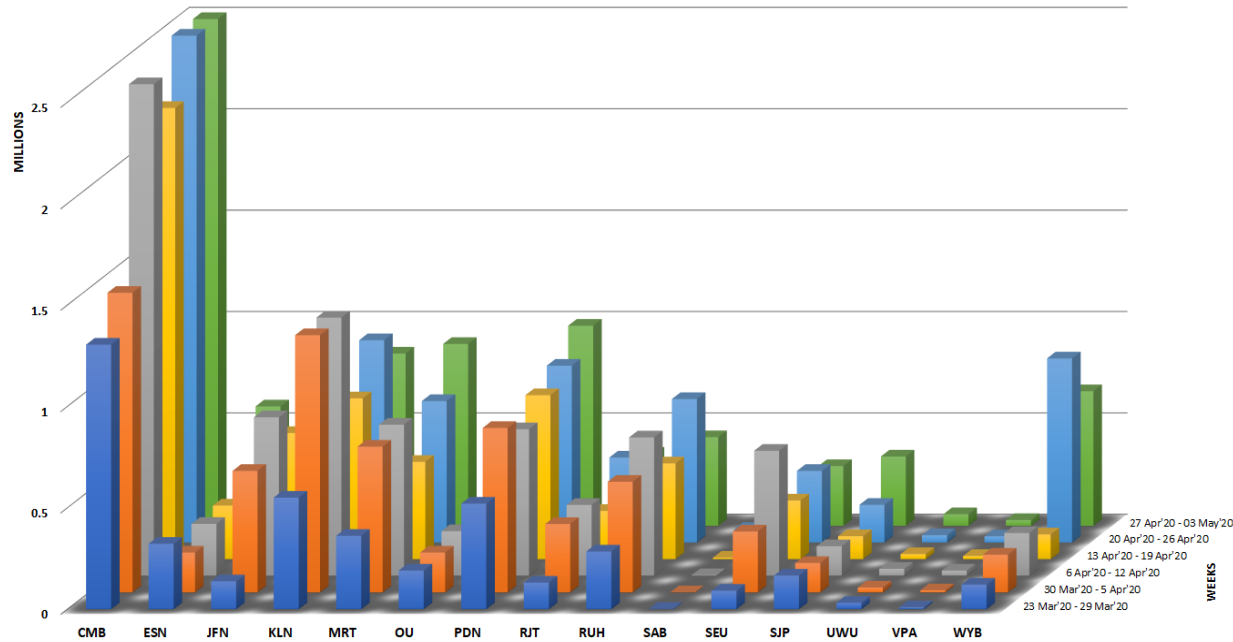
- Data presented here are incomplete as they are being collected. **The numbers are not compared against the baseline data**

- The number of users logged into LMS systems is in the rise in each and every institution

- University of Colombo records the highest number of overall LMS user logins

- Uva Wellassa University records the least number of overall LMS user logins

# State Universities: Weekly LMS Activities



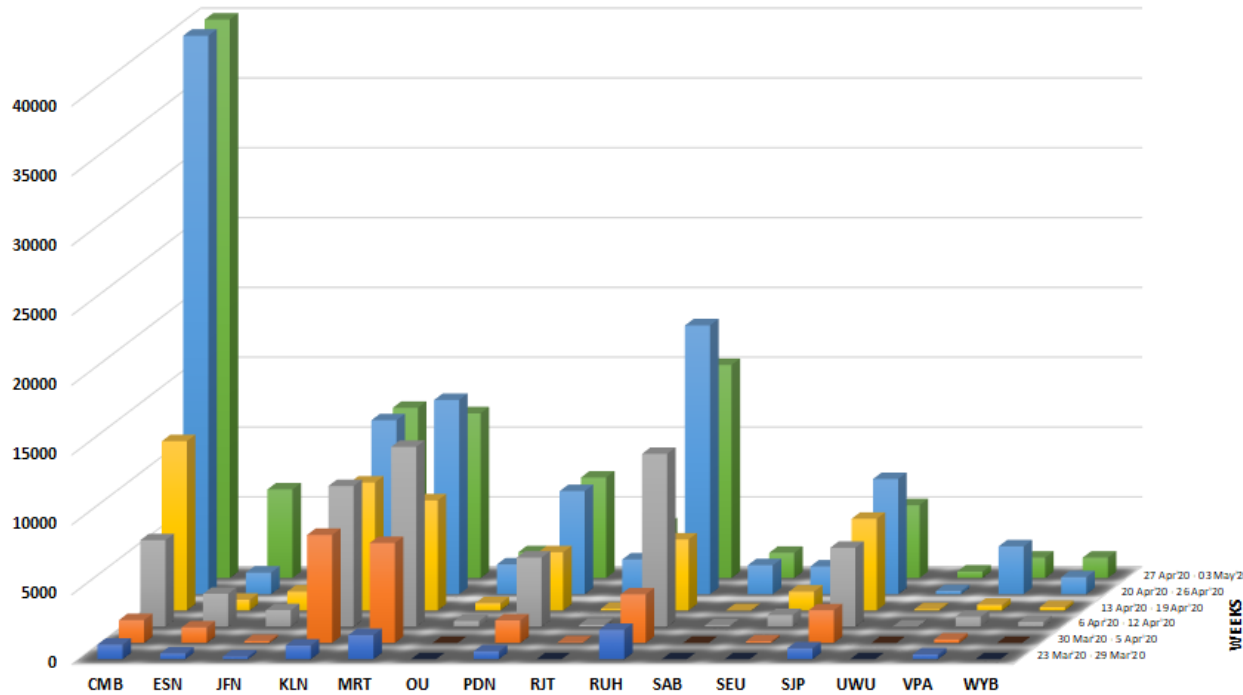
- For every institute the number of LMS activities performed weekly is in the rise

- Throughout the six weeks University of Colombo has performed the highest number of activities

- The lowest number of activities are reported by the University of Visual and Performing Arts



# State Universities: Weekly VCon (LEARN.zoom) Participants

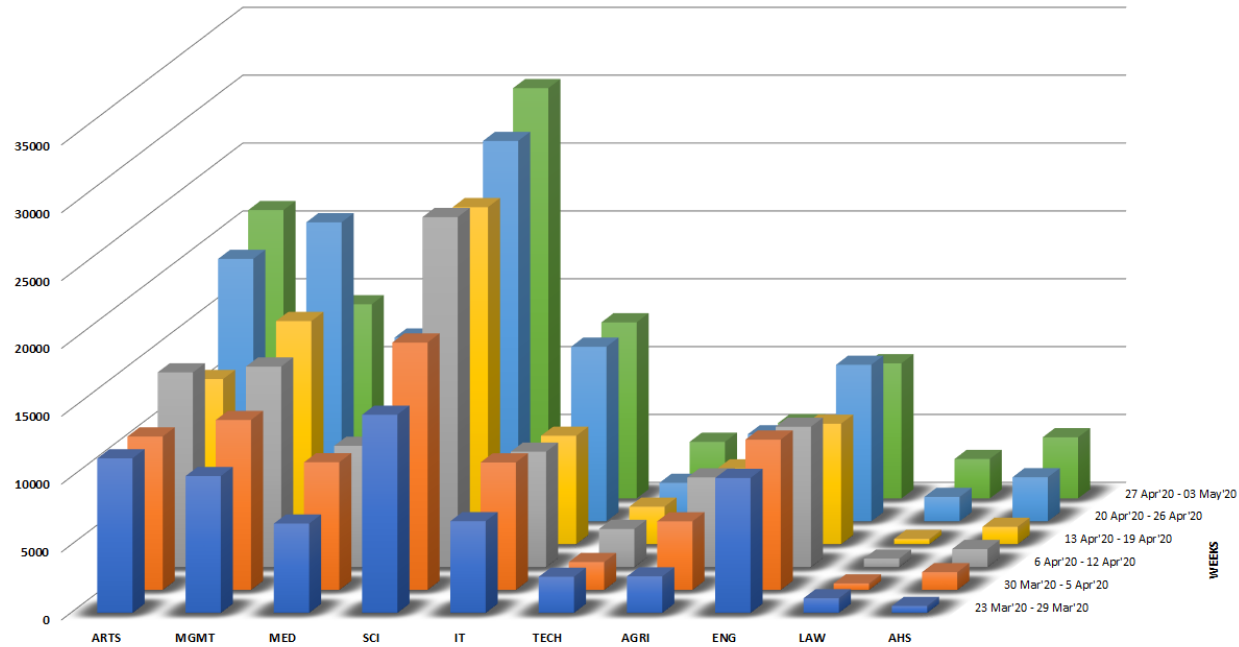


- In each university the number of participants attending the video conferencing sessions increased gradually during the six weeks

- University of Colombo recorded the highest number of video conferencing session participants throughout the six weeks

- University of Uva Wellassa recorded the least

# State Universities: Weekly LMS Users of each Discipline

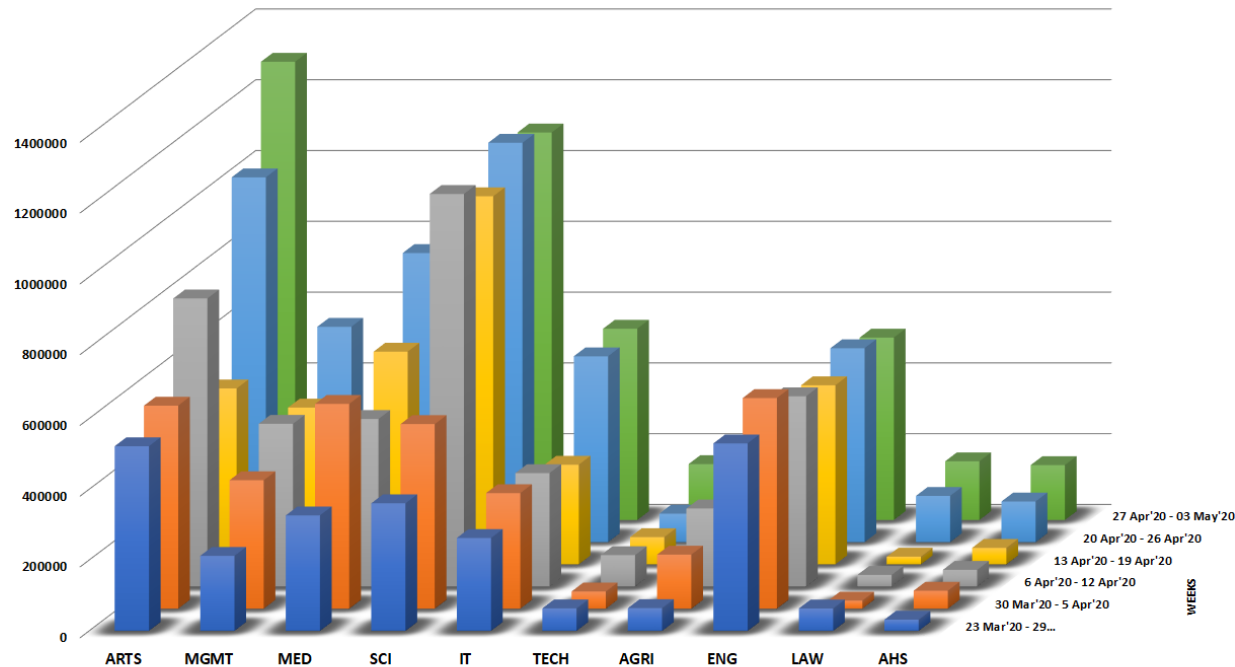


Some universities maintain a single LMS for multiple disciplines, thus we cannot differentiate the usage and activities into disciplines

- The number of LMS users of most of the disciplines increased gradually through these six weeks

- Science (SCI) discipline recorded the highest number of users logged in to LMS systems during week six and Law (LAW) discipline recorded the least

# State Universities: Weekly LMS Activities of each Discipline



Copyright © 2020 All Right Reserved, Lanka Education and Research Network (LEARN) - Updated on Sun May 10 08:00:00 +0530 2020

- The number of LMS activities performed by each discipline increased through six weeks

- Arts (ARTS) discipline reports the highest number of engagements during week six and Allied Health Sciences (AHS) discipline records the least

- Not comparing these data against baseline data might be the reason to see huge variations between the number of activities performed by different disciplines

# State Universities: Comparison of Number of LMS Users of the Same Disciplines from Different Universities

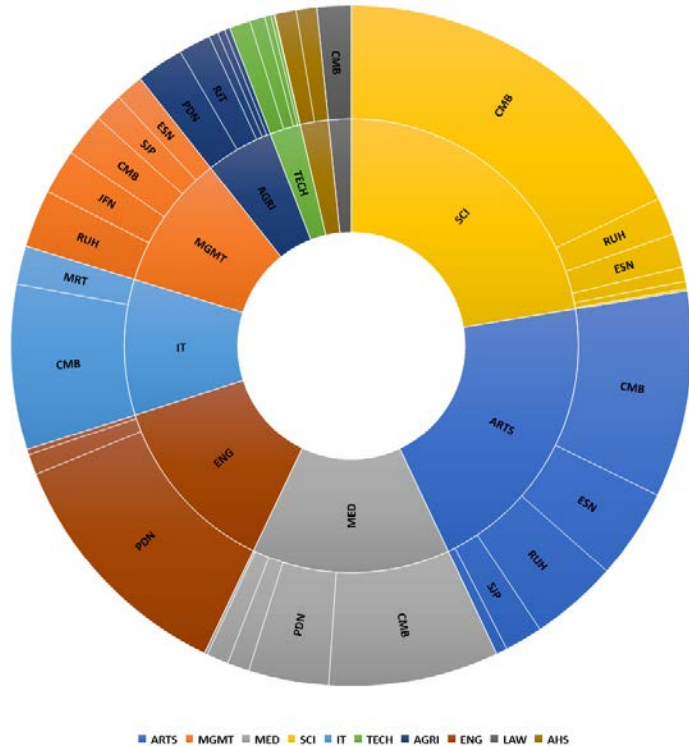


Some universities maintain a single LMS for multiple disciplines, thus we cannot differentiate their usage and activities into disciplines

During the six weeks duration,

- University of Colombo (CMB) has recorded the most number of LMS user logins under Arts (ARTS), Medicine (MED), Management (MGMT), Information Technology (IT) and Law (LAW) disciplines
- University of Peradeniya (PDN) has recorded the most number of LMS user logins under Science (SCI), Engineering (ENG) and Allied Health Sciences (AHS) disciplines
- Rajarata University of Sri Lanka (RJT) has recorded the most number of LMS user logins under Agriculture (AGRI) discipline
- University of Ruhuna has the highest numbers under Technology (TECH) discipline

# State Universities: Comparison of Number of LMS Activities of the Same Disciplines from Different Universities



During the six weeks duration,

- University of Colombo (CMB) has performed the most number of LMS activities under Arts (ARTS), Science (SCI), Medicine (MED), Information Technology (IT) and Law (LAW) disciplines
- University of Ruhuna (RUH) has performed the highest number of activities under Technology (TECH) and Allied Health Sciences (AHS) and Management (MGMT) disciplines
- University of Peradeniya (PDN) has performed the most number of LMS activities under Engineering (ENG) and Agriculture (AGRI) disciplines

Thank You