

No: 33626 01 December 2020 Hrs: 10:00

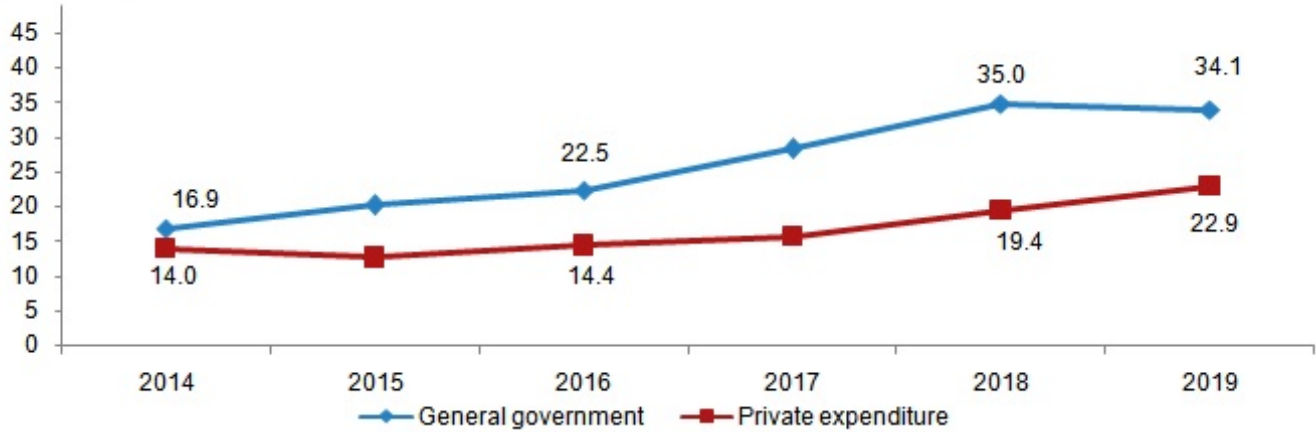
Cultural Economy, 2019

Total cultural expenditures increased by 4.7%

Total cultural expenditures were 56 billion 957 million 673 thousand TRY in 2019 with an increase of 4.7% compared to 2018.

General government and private cultural expenditures, 2014-2019

(Billion TRY)



Ratio of cultural expenditures to gross domestic product was 1.3%

Ratio of total cultural expenditures in the gross domestic product was 1.3% in 2019.

Share of expenditures of general government in total cultural expenditures were 59.8%

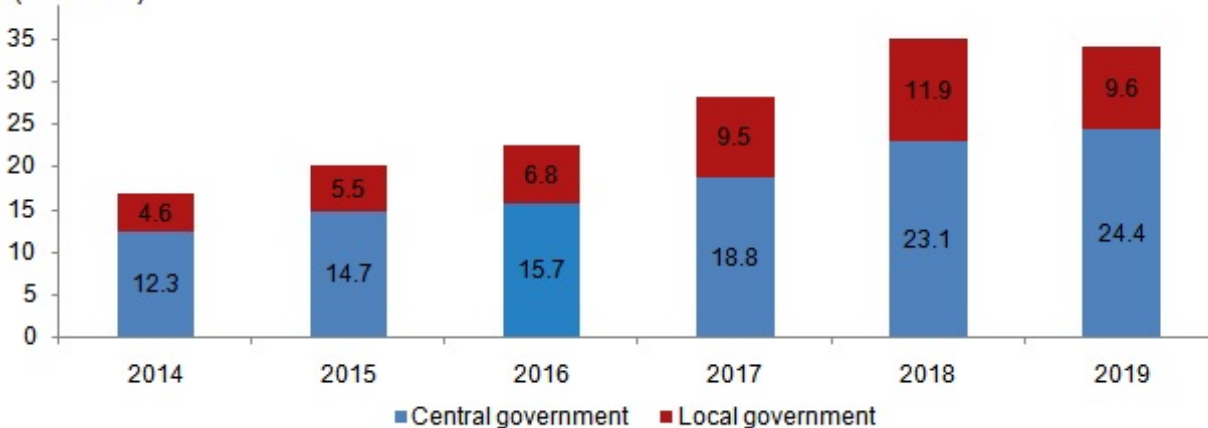
59.8% of the cultural expenditures were made by general government and 40.2% were private cultural expenditures. General government expenditures on culture decreased by 2.5% in 2019 compared to 2018 and it was 34 billion 66 million 938 thousand TRY.

71.7% of the general government's cultural expenditures were made by the central government

71.7% of the expenditures were made from the central government budget and 28.3% from the local government budget.

Cultural expenditures of central government and local government, 2014-2019

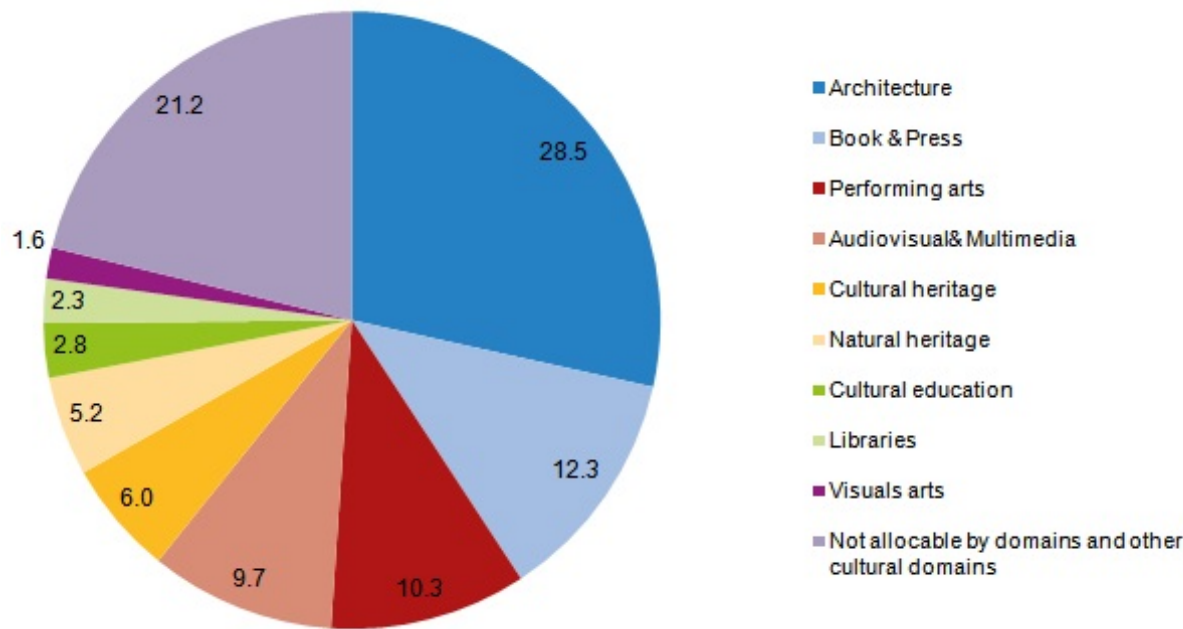
(Billion TRY)



Share of architecture in general government cultural expenditures was 28.5%

When government expenditures on culture were distributed according to cultural areas, the shares were as follows; architecture 28.5%, books and press 12.3%, performing arts 10.3%, audiovisual and multimedia 9.7%, cultural heritage 6.0%, natural heritage 5.2%.

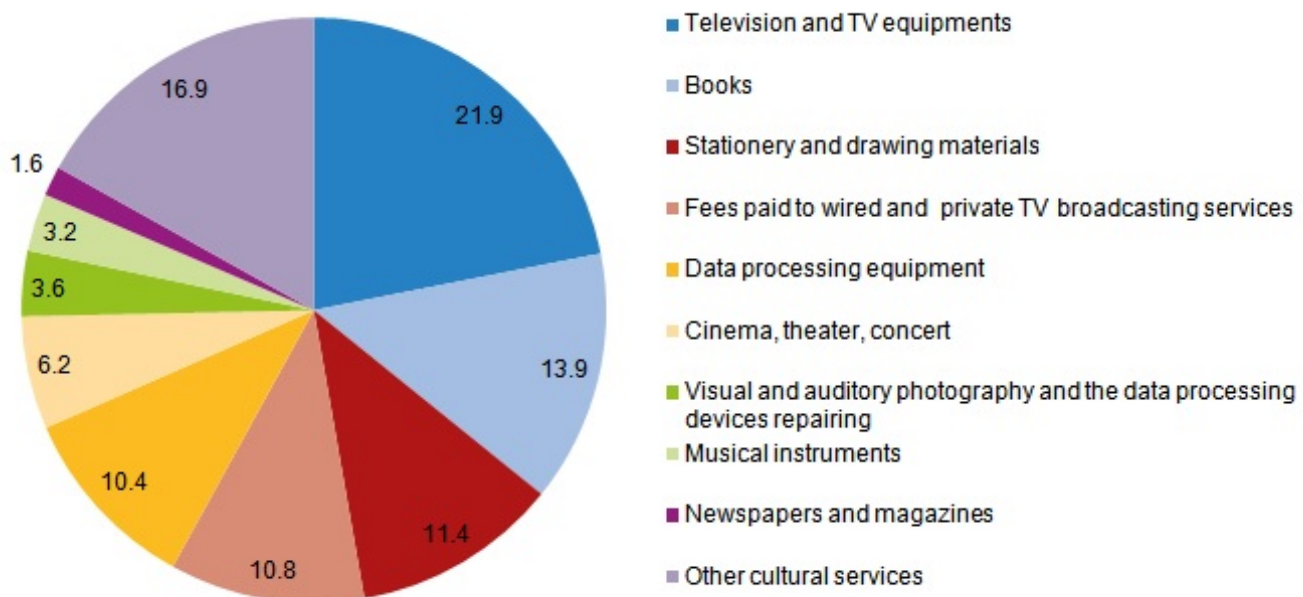
Distribution of general government expenditure on culture (%), 2019



21.9% of household expenditure on culture was purchase of television and equipment

The distribution of household expenditure on culture was as follows; television and TV equipments 21.9%, books 13.9%, stationery and drawing materials 11.4%, wired/private TV broadcasting service charges 10.8%, data processing equipment 10.4%, and cinema, theater and concert 6.2%.

Distribution of household expenditures on culture (%), 2019



Turnover of cultural enterprises increased by 11.4%

While total turnover of enterprises in cultural sectors increased by 11.4% in 2019 compared to 2018 and became 84 billion 220 million 477 thousand TRY, number of persons employed decreased by 3.9% and became 256 thousand 129. The highest number of cultural enterprises was in "Retail sale of newspapers and stationery in specialised stores" with 17.3%.

Value added at factor costs of cultural enterprises increased by 8.5%

Value added at factor costs of cultural enterprises increased by 8.5% in 2019 compared to 2018 and became 15 billion 802 million 142 thousand TRY. 22.0% of value added was produced by printing and reproduction of recorded media, 14.0% by motion picture, video and television programme production, sound recording and music publishing activities and 9.8% by architectural activities.

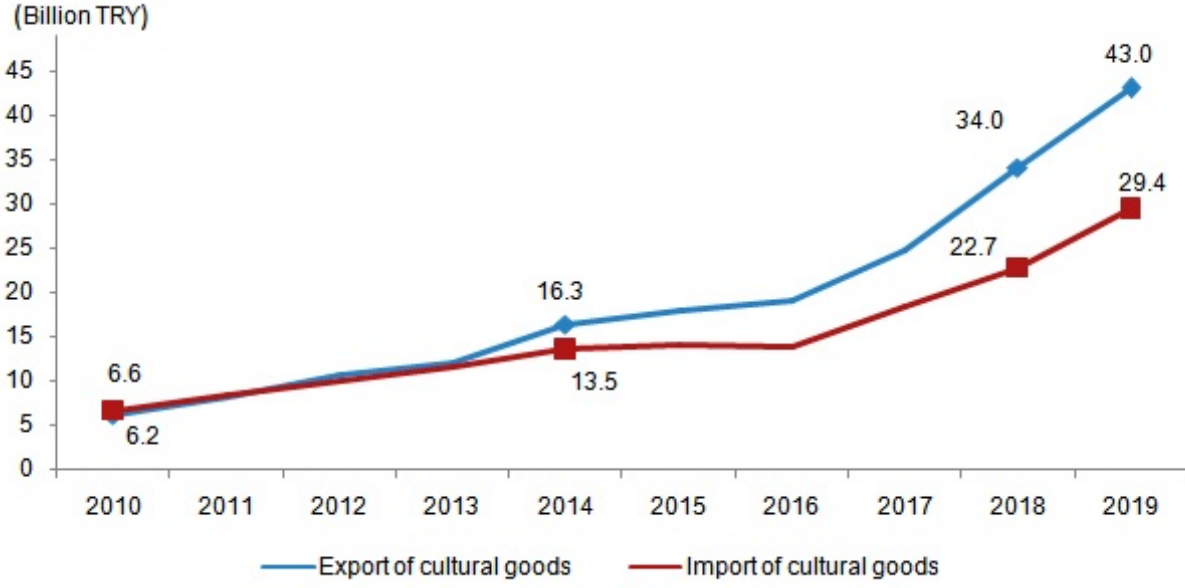
Export of cultural goods was 43 billion 38 million 448 thousand TRY

Cultural goods exports increased by 26.5% in 2019 compared to 2018. While the increase rate was 26.4% in main goods exports, it was 29.7% in secondary goods exports. The share of cultural goods exports in total goods exports was 4.2% in 2019. Considering the cultural areas, the total export of handicrafts, which have the highest share, was 33 billion 105 million 162 thousand TRY in 2019. The share of handicrafts in total exports of cultural goods was 76.9%.

Import of cultural goods was 29 billion 399 million 920 thousand TRY

Cultural goods imports increased by 29.6% in 2019 compared to 2018. The increase rate was 61.4% in main goods imports and 10.3% in secondary goods imports. The share of imports of cultural goods in total imports of goods was 2.5% in 2019. According to cultural areas, the total imports of visual and audio media were 11 billion 637 million 934 thousand TRY in 2019. The share of audiovisual media in total imports of cultural goods was 39.6%.

Export and import of cultural goods, 2010-2019




The next release on this subject will be on December 2021.



TS33626

For technical information: MURAT KAPIKIRAN
Telephone: +90 312 454 77 37
e.mail: murat.kapikiran@tuik.gov.tr

For information request: Data Dissemination Group
Telephone: +90 312 454 72 53
e.mail: info@tuik.gov.tr

 / turkstat
 / turkstat