



United Nations
Educational, Scientific and
Cultural Organization



Scientific Committee
on Problems of the Environment



United Nations
Environment Programme

Division of Ecological and
Earth Sciences

UNESCO - SCOPE - UNEP
Policy Briefs

November 2009 - No. 10



THE HUMAN PERTURBATION OF THE carbon cycle

The Global Carbon Cycle II

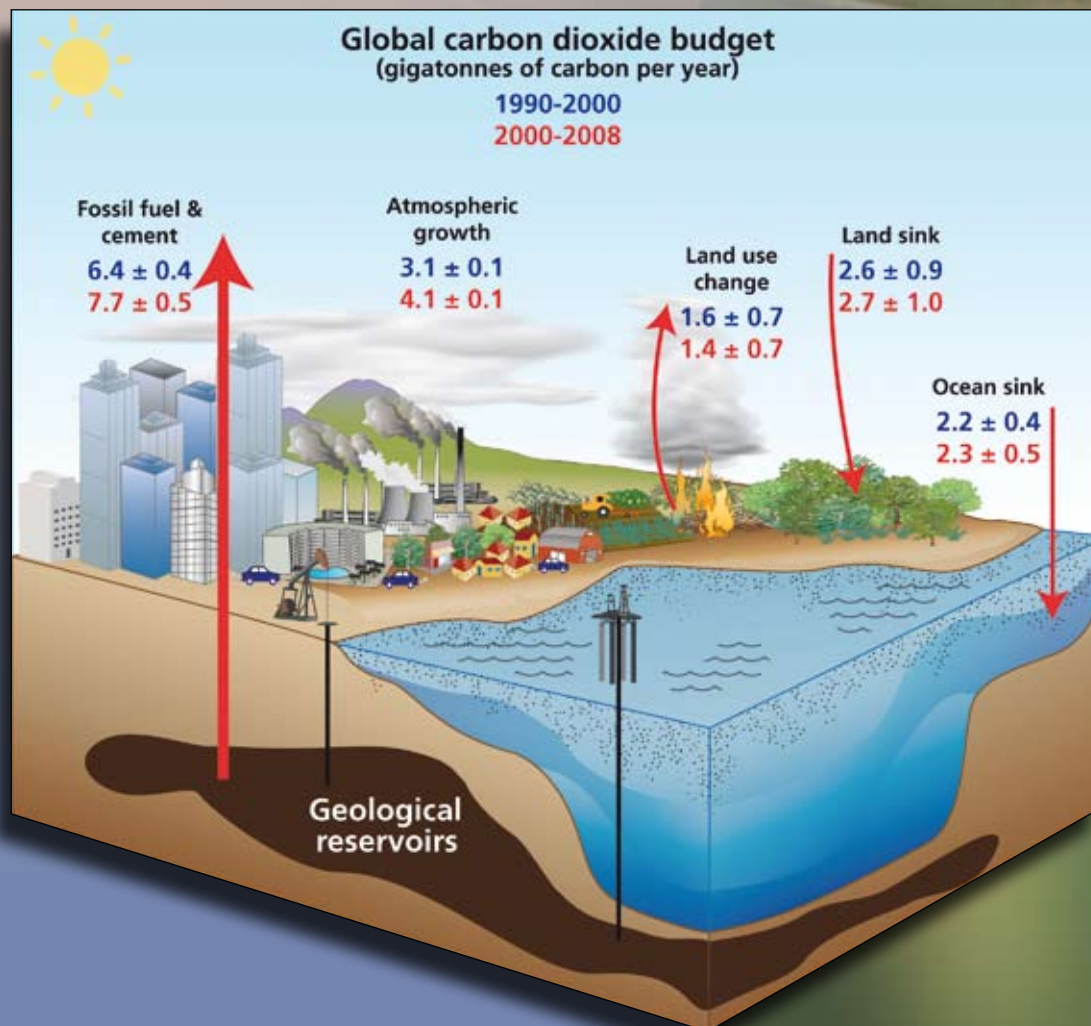


DIVERSITAS IGBP IGBP WCP

The carbon-climate-human system

The carbon cycle is closely linked to the climate system and is influenced by the growing human population and associated demands for resources, especially for fossil-fuel energy and land.

The rate of change in atmospheric CO₂ reflects the balance between carbon emissions from human activities and the dynamics of a number of terrestrial and ocean processes that remove or emit CO₂. The long-term evolution of this balance will largely determine the speed and magnitude of human-induced climate change and the mitigation requirements to stabilize atmospheric CO₂ concentrations at any given level.



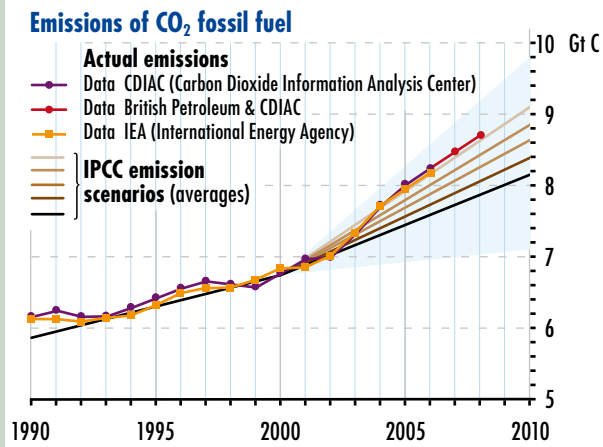
ICBP for the Global Carbon Project based on Le Quééré et al., 2009



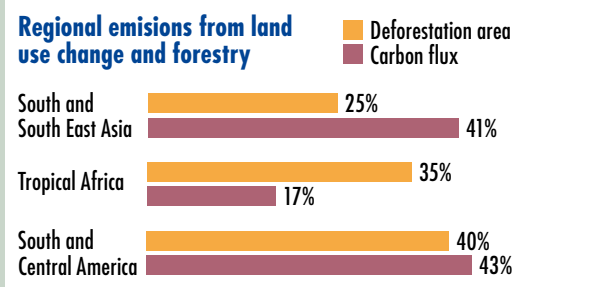
State of change

Increasing carbon emissions

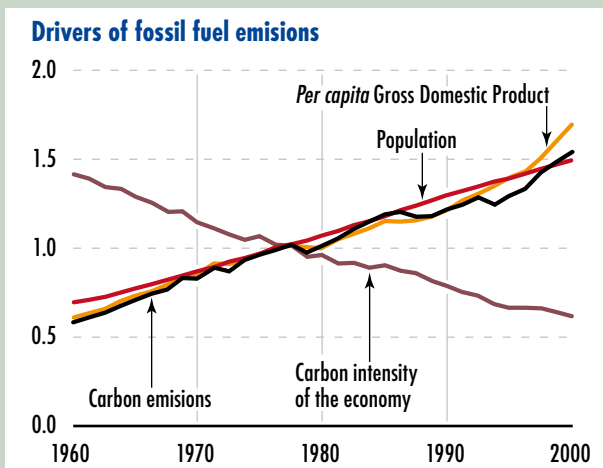
Carbon emissions from fossil fuel combustion and cement production in 2008 were 8.7 Gt C, 41% higher than in 1990 (Kyoto Protocol base year), following the average of the most carbon-intense scenarios of the Intergovernmental Panel on Climate Change (IPCC).



Emissions from land use change are on average 1.5 Gt C per year. They are largely determined by deforestation in tropical regions resulting from domestic policies, economic development, and global commodity prices which are often interlinked in complex ways.



Combined emissions for fossil fuels and land use change increased by over 3% per year since 2000, up from 1.9% over the period 1959-1999. The growth of these emissions is driven by population, per capita Gross Domestic Product (GDP), and carbon intensity of GDP. The increase in the growth of population and per capita income weigh equally in driving emissions upward, the latter becoming more important in recent years.



Rising temperature

Carbon dioxide is responsible for more than 60% of the 2.6 Watts/m² warming that has resulted from the increase in human-induced long-lived greenhouse gases. The relative importance of carbon dioxide in climate change will further rise as we continue to burn larger amounts of fossil fuels. Carbon has a uniquely long residence time. An estimated 20-35% of today's emissions will remain in the atmosphere for several centuries into the future.

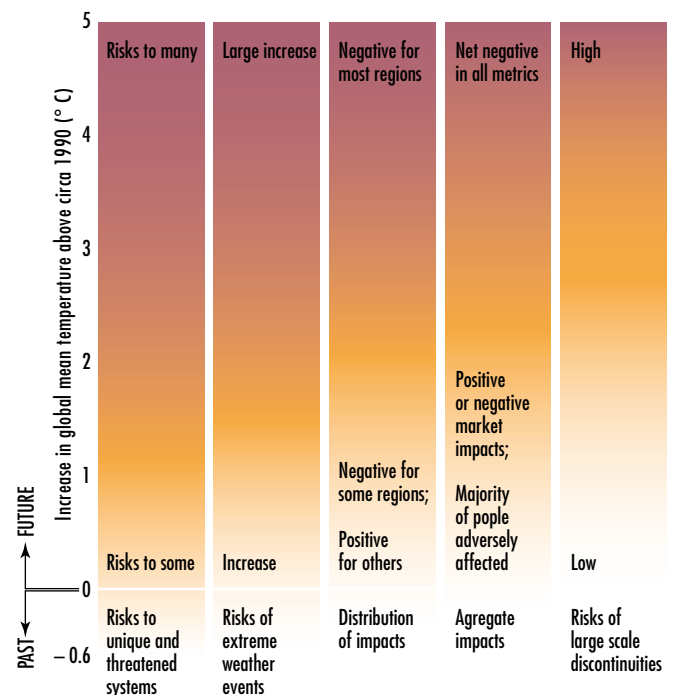
Emissions cap

There is no consensus about the level of global temperature increase defining "dangerous anthropogenic interference of the climate system". However, growing evidence shows that keeping global warming below 2 degrees Celsius above pre-industrial levels could avoid the worst impacts of climate change.

To keep below this 2-degree limit with 50% probability, only an additional 500 billion tonnes of carbon can be emitted into the atmosphere. This would bring the total anthropogenic cumulative emission allowance close to 1 trillion tonnes (including the 500 billion tonnes already emitted over the past 200 or so years).

This budget approach can help policy makers to explore how the remaining carbon emissions for a given global temperature target can be partitioned among countries and citizens around the world. Unless urgent emission reductions are implemented, 500 billion tonnes of carbon will be emitted within the next 30 years.

Updated reasons for concern



Decreasing efficiency of carbon sinks

Climate change and land use change can destabilize large carbon reservoirs and reduce the efficiency of natural CO₂ sinks in the ocean and in land ecosystems leading to acceleration in the accumulation of atmospheric CO₂.

Changing atmospheric CO₂ concentrations affect ocean carbon sinks leading to ocean acidification and widespread changes in marine biota thus affecting the capacity of oceans to store carbon. Other vulnerable reservoirs include carbon in frozen soils and northern peat, tropical peat, forests vulnerable to deforestation, drought and wildfires, and methane hydrates in permafrost and continental shelves.

There are indications now that the efficiency of CO₂ uptake by natural sinks may have already declined over the last 50 years. Natural sinks remove on average 55% of every tonne of anthropogenic CO₂ emitted to the atmosphere, down from ~60% fifty years ago.

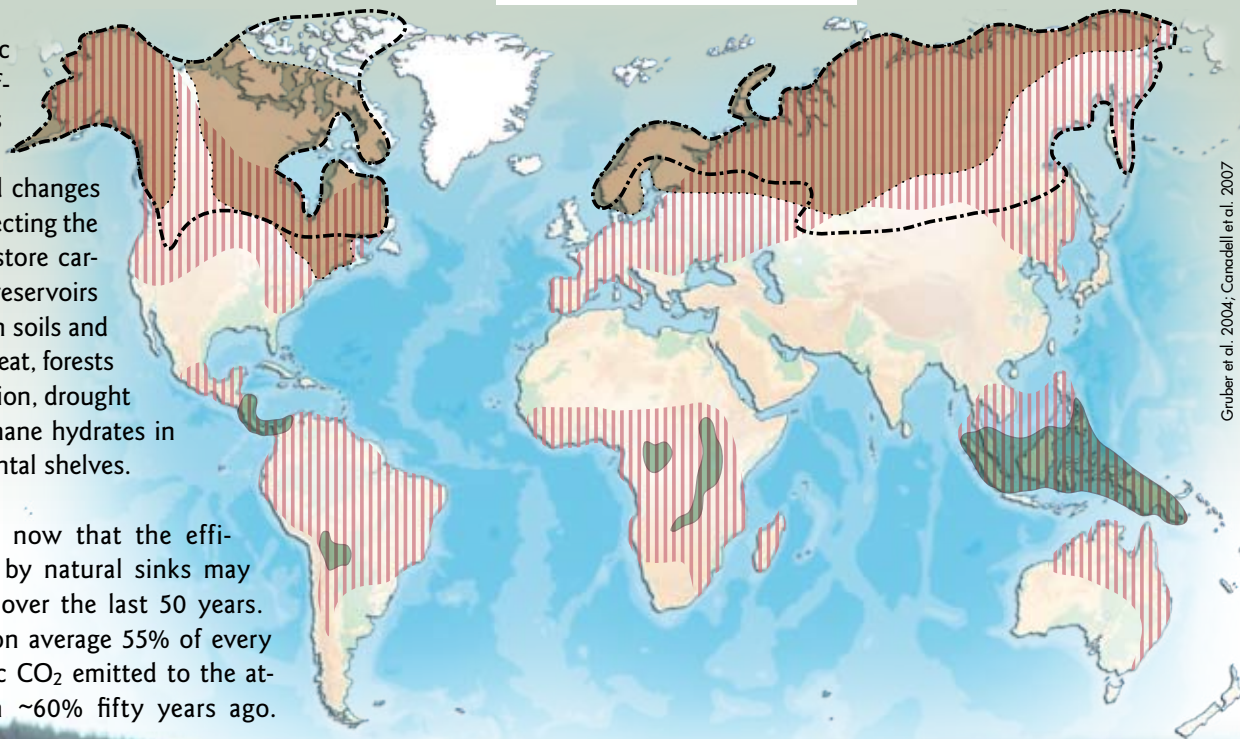
Vulnerable carbon pools

LAND

Permafrost	(900 Gt C)
High-latitude peatlands	(400 Gt C)
Tropical peatlands	(100 Gt C)
Vegetation subject to fire and/or deforestation	(650 Gt C)

OCEAN

Methane Hydrates	(10,000 Gt C)
Solubility Pump	(2,700 Gt C)
Biological Pump	(3,300 Gt C)



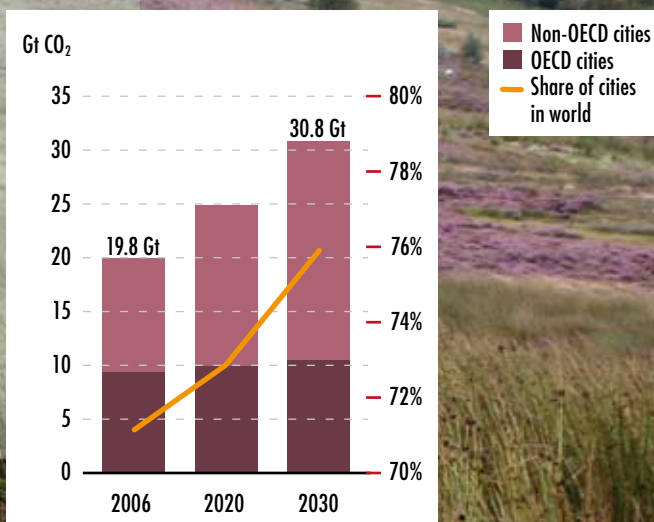
Gruber et al. 2004; Concedell et al. 2007

Rapid urbanization

Urban areas contributed 71% of global energy-related CO₂ emissions in 2006. World urbanization – 49.6% in 2007 – is expected to reach 70% by 2050. Almost all of this increase will come from further urbanization of developing countries, providing a challenge and an opportunity to manage carbon emissions.

Cities import large amounts of energy and products which result in carbon emissions at the point of production far away from the cities themselves (eg. in coal power plants that generate electricity or industries producing cement or goods for cities). If one attributes these emissions to cities, these indirect carbon flows dominate the total carbon budgets of urban areas. This offers opportunities for cities to manage more carbon than the direct emissions from their physical territories such as emissions from city vehicles.

CO₂ contributions of urban areas



WEO, 2008



carbon-climate feedbacks

FACTS and FIGURES

Key carbon measurements and projections pointing to rapid acceleration of the carbon-climate feedback

Carbon emissions

- Carbon emissions from fossil fuel combustion and cement production in 2008 were 8.7 Gt C, 41% higher than in 1990 (Kyoto Protocol base year).
- For the first time developing countries are now emitting more fossil fuel CO₂ emissions (55%) than developed countries. *Per capita* emissions, however, continue to be led by developed countries by an ample margin.
- Tropical deforestation is responsible for about 1.5 Gt C per year, accounting for about 15% of total anthropogenic carbon emissions.

Atmospheric CO₂ concentrations

- CO₂ concentration in 2008 reached 385 ppm, 38% above pre-industrial levels.
- 385 ppm is the highest CO₂ concentration in at least the last 2 million years.
- For the period 2000-2008 the growth rate of atmospheric CO₂ was 1.9 ppm per year, a significant growth increase from earlier trends (1.3 for 1970-1979, 1.6 for 1980-1989, and 1.5 for 1990-1999).

Raising temperature

- Air temperature increase from 1850-1899 to 2001-2005 is 0.76°C.
- Temperature of the global ocean has increased to depths of at least 3000 m storing more than 80% of the heat added to the climate system since 1961.

Natural CO₂ sinks

- Natural CO₂ sinks in the ocean and land currently remove an average of 55% of all CO₂ emissions from human activities every year.
- Rapidly growing emissions are outpacing growth in natural sinks.

Carbon futures

- The world's energy demand is expected to rise by 50% by 2030, and unless major changes are implemented rapidly, 80% of that increase will depend on fossil fuels (oil, gas, and coal).
- If current trends prevail, global fossil fuel emissions are expected to rise to between 12 and 18 Gt C per year by 2050 (2 to 3 times the level in 2000).

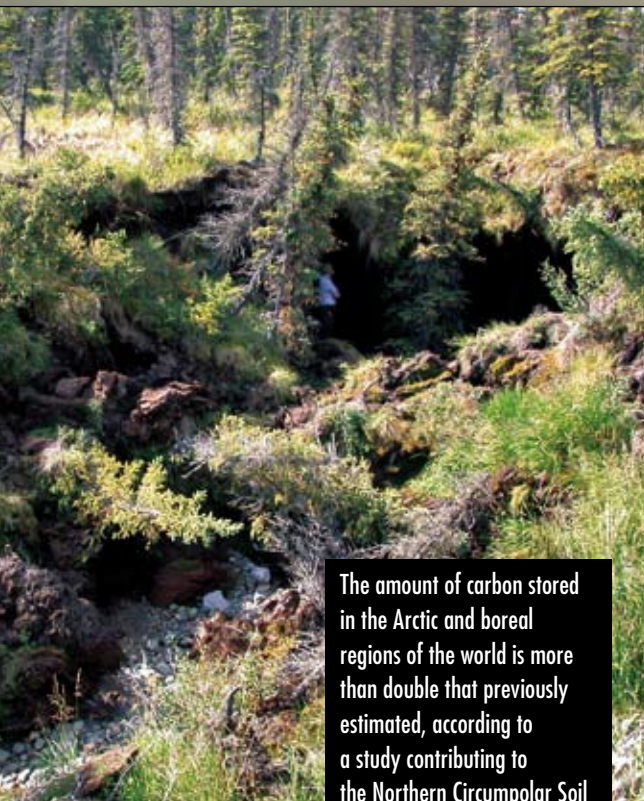


Photo © Larissa Yocum

The amount of carbon stored in the Arctic and boreal regions of the world is more than double that previously estimated, according to a study contributing to the Northern Circumpolar Soil Carbon Database. Shown here, a close-up of a boreal ecosystem on the north slope of the Alaska Range, at Denali National Park.

SYSTEMS APPROACH

System approach

Towards sustainable management of the carbon-climate-human system

Management of the carbon-climate-human system

requires a systems approach. Such an approach provides a framework that is able to assess the technical potential of emissions mitigation, resource trade-offs and the socio-economic constraints and opportunities consistent with pathways of development, equity, and sustainability. Examples that show the need for a systems approach are:

- impacts of large afforestation programmes on the hydrological cycle and biodiversity, particularly on downstream agricultural activity, wood production, and wetland conservation;
- impacts of current and future generation of biofuels on food production and carbon stocks, particularly on livelihoods in developing countries;
- impacts of urban development pathways on fossil fuel emissions and ecosystem services;
- impacts of ocean iron fertilization on the composition and functioning of marine biota; and
- issues of security, disposal, and societal acceptance for nuclear energy and carbon geosequestration options.

Useful links

United Nations Educational, Scientific and Cultural Organization (UNESCO): http://portal.unesco.org/science/en/ev.php-URL_ID=5296&URL_DO=DO_TOPIC&URL_SECTION=201.html
http://portal.unesco.org/en/ev.php-URL_ID=43031&URL_DO=DO_TOPIC&URL_SECTION=201.html
Scientific Committee on Problems of the Environment (SCOPE): <http://www.icsu-scope.org>
United Nations Environment Programme (UNEP): <http://www.unep.org>

Sources

Annual carbon budget update of the Global Carbon Project. <http://www.globalcarbonproject.org/carbonbudget>
Archer D, Eby M, Brovkin V, Ridgwell A, Cao L, Mikolajewicz U, Caldeira K, Matsumoto K, Munhoven G, Montenegro A, Tokos K (2009) Atmospheric Lifetime of Fossil Fuel Carbon Dioxide. *Annu. Rev. Earth Planet. Sci.*: 37:117–34.
Canadell JG et al. (2007) Saturation of the terrestrial carbon sink. In: *Terrestrial Ecosystems in a Changing World*, Canadell JG, Pataki D, Pitelka L (eds.), pp. 59-78. Springer-Verlag, Berlin Heidelberg, pp. 59-78.
Canadell JG, Raupach MR, Houghton RA (2009) Anthropogenic CO₂ emissions in Africa. *Biogeosciences* 6: 463-468. Online access. www.biogeosciences.net/6/463/2009. <http://www.biogeosciences.net/6/463/2009>
Canadell JG, Le Quéré C, Raupach MR, Field CB, Buitenhuis ET, Ciais P, Conway TJ, Gillett NP, Houghton RA, Marland G (2007) Contributions to accelerating atmospheric CO₂ growth from economic activity, carbon intensity, and efficiency of natural sinks. *Proceedings of the National Academy of Sciences* 104: 18866–18870, doi_10.1073_pnas.0702737104. <http://www.pnas.org/content/104/47/18866>

Dhakal, S (2009) Urban energy use and carbon emissions from cities in China and policy implications, *Energy Policy*, doi:10.1016/j.enpol.2009.05.020
Field CB, Raupach MR (2004) *The Global Carbon Cycle – Integrating Humans, Climate, and the Natural World*. SCOPE 62, Island Press, Washington.
Gruber N et al. (2004) The vulnerability of the carbon cycle in the 21st Century: An assessment of carbon-climate-human interactions. In: *Global Carbon Cycle, integrating human, climate, and the natural world*, 45-76, Field, C.B., Raupach, M. (eds.), Island Press, Washington, DC.
IPCC – Climate Change 2007. <http://www.ipcc.ch/>
Le Quéré C, Rödenbeck C, Buitenhuis ET, Thomas J, Conway TJ, Langenfelds R, Gomez A, Labuschagne C, Ramonet M, Nakazawa T, et al. (2007) *Science* 316:1735–1738.
Le Quéré C, Raupach MR, Canadell JG, Marland G, et al. (2009) Trends in the sources and sinks of carbon dioxide. *Nature-geosciences* (in review)
Myles R, Allen MR, Frame DJ, Huntingford CH, Jones CD, Lowe J, Meinshausen M, Meinshausen N (2009) Warming caused by cumulative carbon emissions towards the trillionth tonne. *Science* 458: 1163-1166. doi:10.1038/nature08019.
Raupach MR, Canadell JG, Le Quéré C (2008) Drivers of interannual to interdecadal variability in atmospheric in atmospheric CO₂ growth rate and airborne fraction. *Biogeosciences* 5: 1601–1613. <http://www.biogeosciences.net/5/1601/2008/bg-5-1601-2008.html>
Raupach MR, Marland G, Ciais P, Le Quéré C, Canadell JG, Field CB (2007) Global and regional drivers of accelerating CO₂ emissions. *Proceedings of the National Academy of Sciences* 14: 10288-10293. <http://www.pnas.org/content/104/24/10288>
Smith JB et al. (2009) Assessing dangerous climate change through an update of the Intergovernmental Panel on Climate Change (IPCC). *PNAS* 106: 4133-4137
WEO (2008) *Energy Use in Cities*. Chapter 8. In: *World Energy Outlook 2008*, International Energy.

The designations employed and the presentation of material throughout this publication do not imply the expression of any opinion whatsoever on the part of UNESCO, SCOPE and UNEP concerning the legal status of any country, territory, city or area or of its authorities, or concerning the delimitation of its frontiers or boundaries.

UNESCO-SCOPE-UNEP
Policy Briefs Series.
The Global Carbon Cycle - 2
November 2009.
UNESCO-SCOPE-UNEP, Paris.

Authors:
Canadell JG, Ciais P, Dhakal S,
Le Quéré C, Patwardhan A,
Raupach MR.

Editor: A. Persic
Design: I. Fabbri

Contacts :
■ SCOPE Secretariat
5 rue Auguste Vacquerie
75116 Paris, France
secretariat@icsu-scope.org
www.icsu-scope.org
■ UNESCO, SC/EES
1 rue Miollis
75015 Paris, France
mab@unesco.org
www.unesco.org/mab
■ UNEP
P.O. Box 30552
00100 Nairobi, Kenya
unep@unep.org
www.unep.org

Printed in November 2009
by ITC Grigny

Printed in France

ISSN 1998-0477