



# MEMIS

Maldives Education  
Management Information System

MEMIS's journey- opportunities and challenges

## Introduction

- Maldives Education Management Information System (MEMIS) is an Open source EMIS (OpenEMIS by CSF) adopted / configured to the context of Maldives
- The project started in Dec 2016



- Approximately USD 530,000 was initially invested for the setup and training of Core users (in 3 years)
- Total implementation cost ran over USD 750 (including staff training)
- The system is being used actively in the last 4 years
- All technical support (development, training, updates, hosting etc.) is provided by CSF

# Before MEMIS and why MEMIS

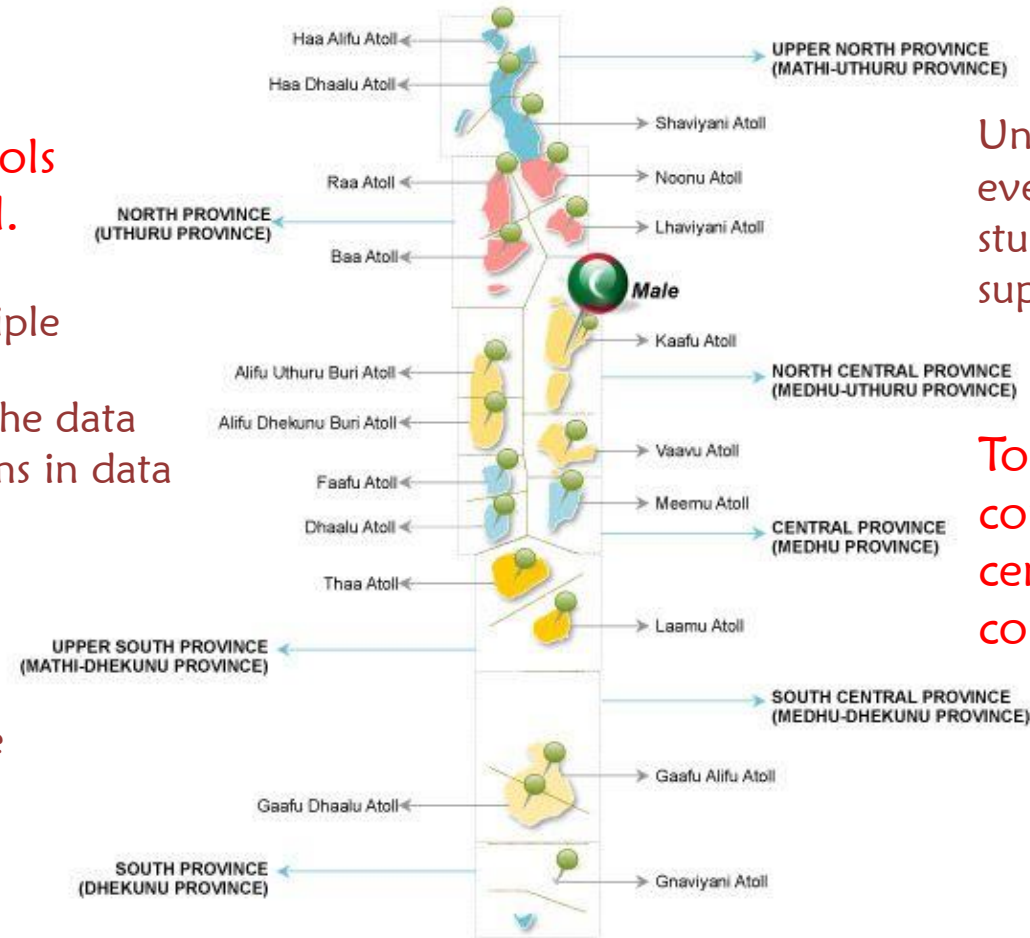
## Maldives

*Provinces and their Atolls*

Data was individually managed by schools in Microsoft Excel.

Difficulty in managing multiple data sets. Major gaps in the data set and problems in data entry.

Additional time spent on data cleaning.



Unavailability of a comprehensive data set.

Unable to track every individual student, to ensure support.

To create a comprehensive central database, and correct existing data.

# Implemented timeline



Commenced on December 2015




Configured and imported sample data on July 2016



Basic training for schools completed on December 2016



Data Feed and Update by Schools on January 2017



Official Launching on 16<sup>th</sup> July 2017



Support Unit Established on August 2017



Mobile App Launched on October 2017



2<sup>nd</sup> phase contract signed on 2019

# Success and achievements

- All schools in the Maldives has been registered on MEMIS, and general information have been updated to the system.
- Teachers leading teachers are assigned to their respective classes and subjects. Academic records of students are now updated regularly to the system
- Student reports cards are generated digitally through the system.
- The challenges of data management have finally been overcome.
- Large amount of data is recorded in a timely manner, on students' academic performance and attendance.
- Able to generate and disseminate student report cards and vouchers via MEMIS stands proof of the practical use of MEMIS, and is regarded as the most remarkable of achievements since the implementation of this important platform.

# Challenges, sustainability and way forward

Inculcate MEMIS usage into schools and MOE working culture  
Lack of adequate training  
Development of dashboards



Extraction and analysis of data

Connectivity issues

User-friendliness

Lack of in-house capacity to further develop and customize and having to depend on CSF for developmental support

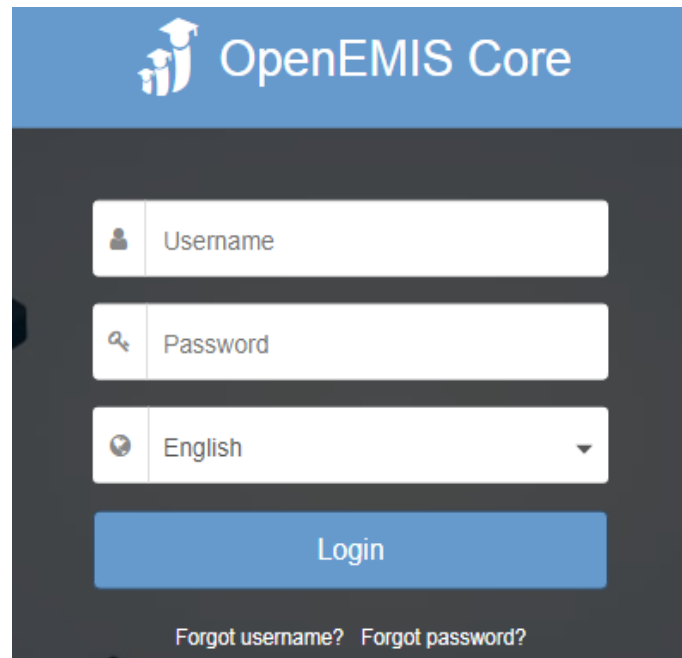
**Way forward:** Localizing the developmental, ownership and control – Phase 2

# Additional info and demo

[openemis.org/](https://openemis.org/)

[support.openemis.org/core/](https://support.openemis.org/core/)

[demo.openemis.org/core/](https://demo.openemis.org/core/)



The screenshot shows the OpenEMIS Core login interface. At the top, there is a blue header with the OpenEMIS Core logo and text. Below the header, there are three input fields: a username field with a person icon, a password field with a magnifying glass icon, and a language dropdown menu currently set to 'English'. A blue 'Login' button is positioned below the input fields. At the bottom of the form, there are links for 'Forgot username?' and 'Forgot password?'.

Username: admin

Password: demo

THANK YOU