



unesco

Institute for Statistics

Monitoring Impacts on Learning Outcomes

The MILO project

Silvia Montoya

Director

UNESCO Institute for Statistics

January 2022



Indicator 4.1.1

Proportion of children and young people

- (a) in grades 2/3;
- (b) at the end of primary; and
- (c) at the end of lower secondary

achieving at least a minimum proficiency level in

- (i) reading and
- (ii) mathematics,

by sex

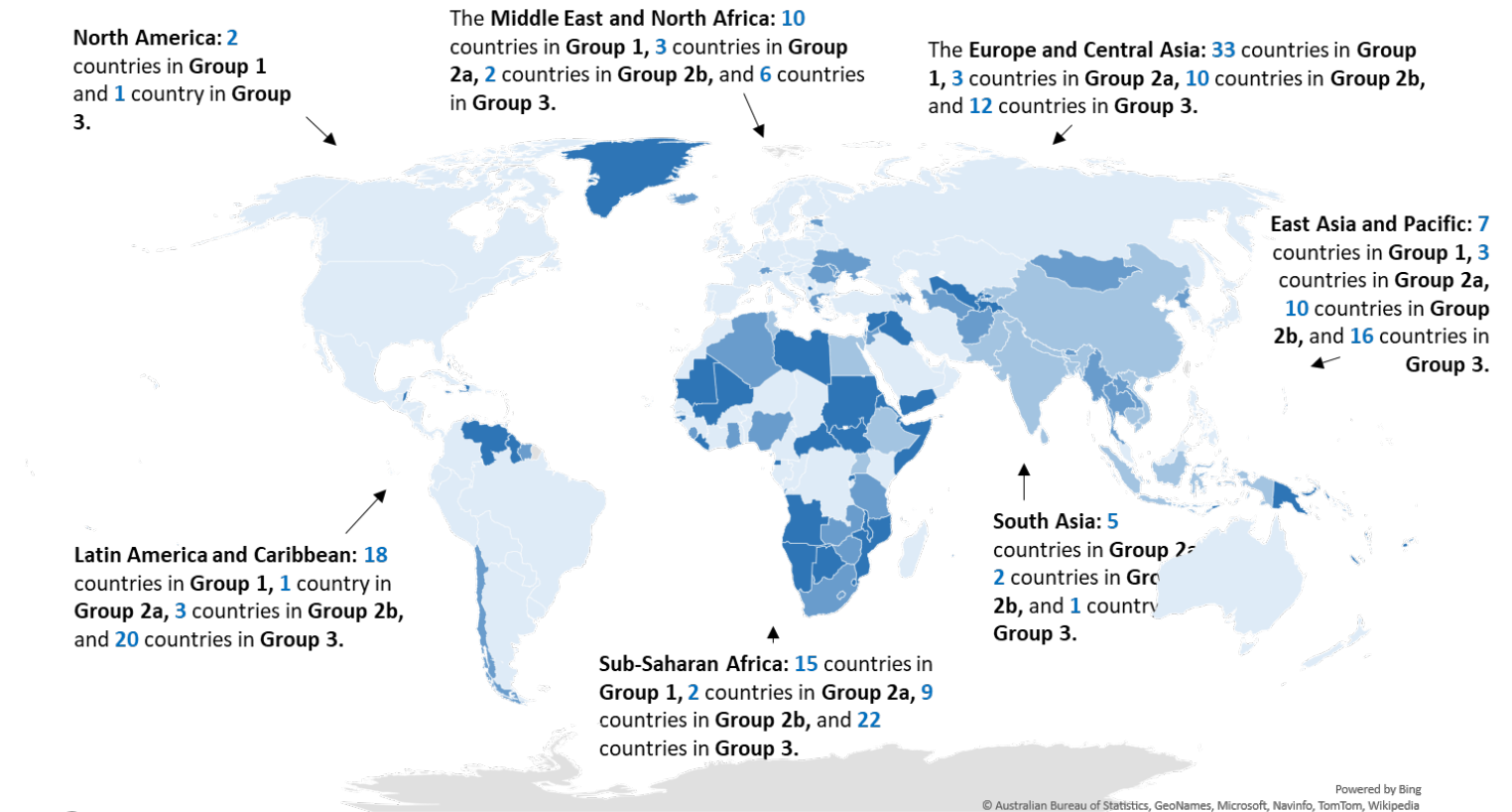
Despite increase in data availability with more countries having regular quality data



There is still insufficient data

+

Very Low Levels of Learning



Groups



- 1:** Two or more SDG measurement points in the last 3 years
- 2a:** Two or more SDG measurement points from more than 3 and less than 7 years ago
- 2b:** Only one SDG measurement point over last 7 years
- 3:** No SDG measurement points or one or more SDG measurement points older than 7 years

**Higher-quality
learning data
needed
more often
from harmonized
learning
assessments**

**Frequent
enough**
Regular
intervals

Relevant
Comparable
over time
and across
countries

Large scale
Representative

Reliable
Unbiased

Coverage
Multiple grades
and subjects

Accessible
Transparent &
easy to navigate

Timely
Available
sooner than
later

MILO is one additional step in the work towards harmonization

2016

2017

2018

2019

2020

2021

End primary/lowe secondary

No methodology & no data
(Tier III)

No methodology & data
(Tier II)

Methodology & Data
(Tier I)

Early grades

No methodology & no data
(Tier III)

No methodology & data
(Tier II)



Building the foundation blocks

Global Content Framework

Global Proficiency Framework

Global Item Bank

Minimum Proficiency Levels

Procedural Alignment Tools

New assessment programs (SEA-PLM, ICAN, FLM)

Subject-based linking (Rosetta Stone)
Global (TIMSS/PIRLS) & Regional PASEC & ERCE assessments



Harmonization/collection Of new data

MILO

Subject/item-based linking
(6 African countries)



Harmonization existing results

Policy Linking Toolkit
(15 countries & ICAN)



Data Learning Compact

MILO as a Global Public Good

A cost-efficient affordable system to measure learning

- Ambitious :
 - comparability over time (for a same country in two comparable measurement)
 - cross-sectional comparability (among the six participating countries)
 - Aligned to the definition of Minimum Proficiency Level (age-appropriate set of skills at the end of primary)
- Large enough sample to disaggregate and capture drivers of change
- Timely delivery
- International technical standards

MILO as a Global Public Good

Builds on existing resources: cross-country collaboration

- Built on existing national and regional assessment
- Calibrated test built on items provided by countries across the world & CONFEMEN

A country-centric capacity development approach

- Support the national units in charge of evaluation
- 2 out of 10 modules chosen by countries in a demand-driven system
- Countries use their own items and resources contributing to peer learning



unesco
Institute for Statistics

MILO: Monitoring Impacts on Learning Outcomes

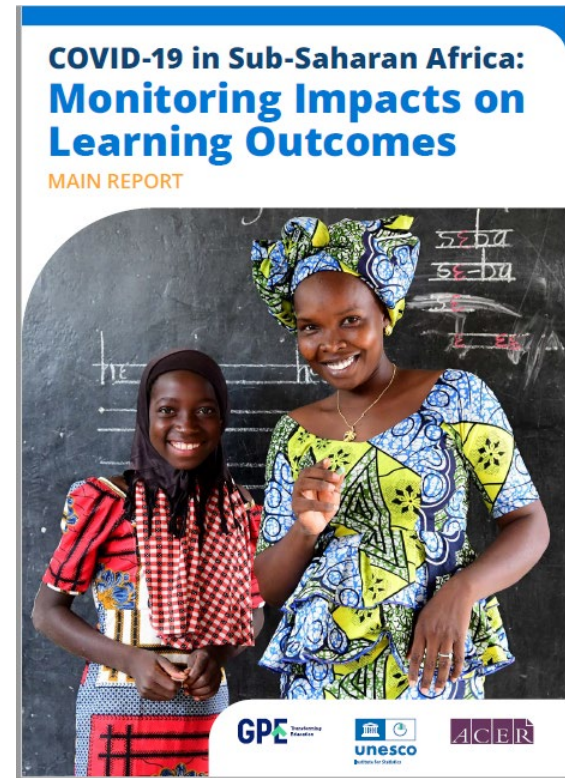
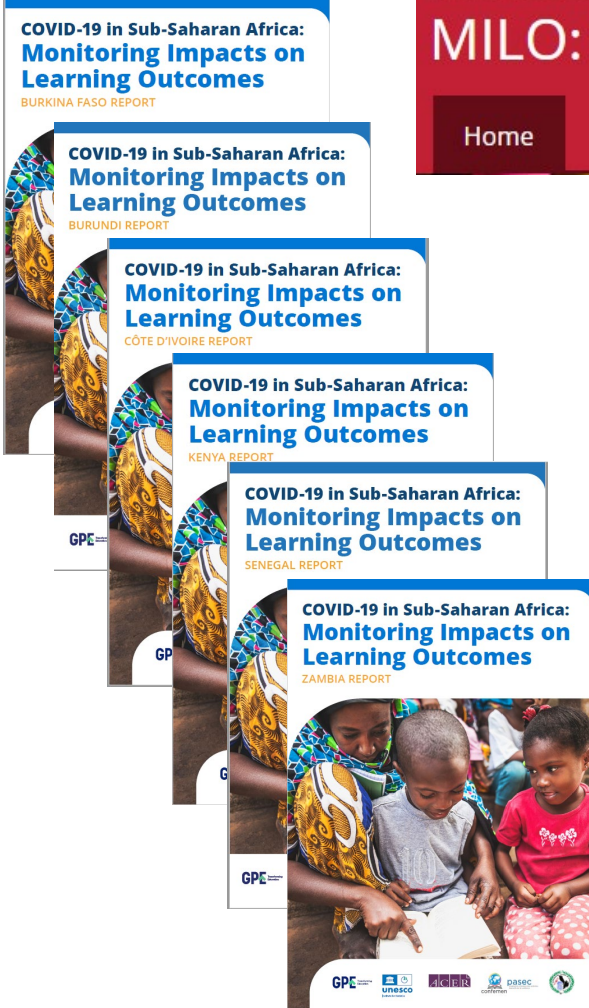
Home Project Tools Capacity-building Resources Global Item Bank

<https://milo.uis.unesco.org/>

MILO Public Databases

- Student database (Excel, SAV, zip)
- School database (Excel, SAV)

<https://milo.uis.unesco.org/resources/>



<https://milo.uis.unesco.org/wp-content/uploads/sites/17/2022/01/MILO-Summary-Full-Report.pdf>

Survey Development Tools

- Contextual Framework
- Testlets construction

<https://milo.uis.unesco.org/survey-development-tools/#>

Survey Administration Tools

- National Project Manager Manual
- Sampling
 - Sampling Framework*
 - School Sampling Preparation Guide*
- Technical Standards

<https://milo.uis.unesco.org/survey-administration-tools/>

Global Item Bank

<https://milo.uis.unesco.org/global-item-bank/>

<https://milo.uis.unesco.org/report/>

Thank you

Questions or Feedback:

Silvia Montoya

s.montoya@unesco.org

Learn more



[@UNESCOstat](https://twitter.com/UNESCOstat)