



United Nations  
**THE GAMBIA**  
*Unity in Diversity*

## **THE GAMBIA UNITED NATIONS DEVELOPMENT ASSISTANCE FRAMEWORK (UNDAF) 2017-2021**

**Signed: 19 October, 2016**



THE GOVERNMENT OF  
**THE GAMBIA**



The United Nations Development Assistance Framework (UNDAF) is a key element of the UN Reform and the joint response of the UN Country Team (UNCT), the national stakeholders and the Government of The Gambia to the national development priorities with the view to eradicating poverty and contributing to the achievement of the Sustainable Development Goals (SDGs).

Common priority areas have been identified to leverage the UNCT's support to poverty eradication, human capital development, and sustainable natural resources and environment management, with good governance as an underpinning value. These objectives are in line with the national Programme for Accelerated Growth and Employment II (PAGE II) 2017-2020 and the Vision 2020. The design of the UNDAF is guided by the programming principles of the UN, including the human rights principles. Cognizant of the current global economic context, and the urgent need to position The Gambia on a path to achieve the aforementioned objectives, the UN is also committed to engage in partnerships outside of and within the UN through the adoption of the Delivering as One (DaO) approach.

The preparation of the UNDAF 2017-2021 was undertaken through a participatory approach, with the Government taking the leadership role through a multi-sectoral national task team co-chaired by the Office of the President and the Ministry of Finance and Economic Affairs.

With regard to the foregoing, the UN Country Team would like to extend its appreciation to the Government of The Gambia and all the Co-operating Partners for their contributions and inputs to the UNDAF process. The UN system in The Gambia reaffirms its commitment to strengthen cooperation between itself, and national stakeholders and partners to work towards the realization of the national development goals and the SDGs.

**Ms. Ade Mamonyane Lekoetje**  
UN Resident Coordinator


**Mr. Sulayman Samba**  
Secretary General and Head of the Civil Service

To support the efforts needed to achieve the objective of the National Vision 2020 to “become a modern, prosperous democratic state”, the United Nations Country Team (UNCT), in close cooperation with the Government of the Republic of The Gambia (GoTG), civil society stakeholders, academics and the international community, has prepared this United Nations Development Assistance Framework (UNDAF) for The Gambia covering the period 2017-2021. This is a collective, coherent and integrated response by the UNCT in three key priorities areas of (1) Governance, Economic Management


and Human Rights; (2) Human Capital Development; and (3) Sustainable Agriculture, Natural Resources and Environmental Management; and have to the best possible, mainstreamed Gender approaches throughout the document.

This UNDAF operationalizes the principle of “Delivering as One” (DAO) within the broader ideal of One UN, following the General Assembly Resolution A/RES/67/226 (2012), the release of the Standard Operating Procedures (SOPs) and the Guidelines for Countries Adopting the Delivering as One Approach in 2014.

## SIGNING AGENCIES



**Ms. Ade Mamonyane Lekoetje**  
UN Resident Coordinator



**Mr. Gwang-Chol Chang**  
UNESCO Officer in Charge



**Ms. Sirra Ndow**  
UNAIDS Country Director



**Mr. François Murangira**  
ILO Director for The Gambia




**Mr. Fernando Abaga Edjang**  
UNDP Deputy Resident Representative



**Mr. Richard Danziger**  
IOM Regional Director for West Africa



**Mr. Kunle Adeniyi**  
UNFPA Chief of Operations




**Ms. Allegra Maria Baiocchi**  
OCHA Regional Representative for West  
and Central Africa



**Ms. Arancha Gonzales**  
ITC Executive Director



**Prof. Banji Oyelaran-Oyeyinka**  
UN-Habitat Director, Regional Office for Africa



**Mr. Sekou Saho**  
UNHCR Head of Office



**Ms. Diana L Ofwona**  
UN Women Regional Representative for West  
and Central Africa



**Ms. Sara Beysolow Nyanti**  
UNICEF Representative



**Ms. Angela Cespedes**  
WFP Representative

---

**Mr. Victor Claude Diwandja**  
UNIDO Representative

---

**Dr. Charles Sagoe-Moses**  
WHO Representative

---

**Mr. Pierre Lapaque**  
UNODC Regional Representative for West  
and Central Africa

---

**Mr. Andrea Ori**  
OHCHR Regional Director

---

**Ms. Perpetual Katepa Kalala**  
FAO Representative

---

**Mr. Sulayman Samba**  
Secretary General and Head of the Civil Service

## PARTNERSHIPS, VALUES AND PRINCIPLES

Whereas the Government of the Islamic Republic of The Gambia (hereinafter referred to as “the Government”) has entered into the following agreement to govern the assistance of specific UN agency to the country:

- A. With the United Nations Development Programme (UNDP) a Standard Basic Assistance Agreement (SBAA) concluded between the Government and UNDP on 24th February 1975.
- B. With the United Nations Children’s Fund (UNICEF) a Basic Cooperation Agreement (BCA) concluded between the Government and UNICEF on 27th February 1995 and revised on 21st January 1999.
- C. With the Office of the United Nations High Commissioner for Refugees (UNHCR) a Country Co-operation Agreement concluded between the Government and UNHCR in August 2005.
- D. With the World Food Programme a Basic Agreement concerning assistance from the World Food Programme, which Agreement was signed by the Government and WFP on 13th June 1970.
- E. With regard to the United Nations Population Fund (UNFPA), the Basic Agreement concluded between the Government and the United Nations Development Programme on 24th February 1975 mutatis mutandis applies to the activities and personnel of UNFPA.
- F. With UNIDO the Agreement between the Government of The Gambia for the establishment of the UNIDO Office as established on 27th January 1994.
- G. With the Food and Agriculture Organization of the United Nations the Agreement for the opening of the FAO Representation in The Gambia was signed in 1977.

- H. With regard to the United Nations on Drugs and Crime, a Letter of Agreement was signed between UNODC Regional Representative for West and Central Africa and the Minister of Interior of the Government of the Republic of Gambia regulating the implementation of the Airport Communication Project (AIRCOP) on 11th March 2013.
- I. With the World Health Organisation (WHO), acceding to the Convention on the Privileges and Immunities of the Specialized Agency with its Annex VII, on 26th April 1971.
- J. With the International Organization for Migration (IOM) the Memorandum of Understanding, concerning Office opening and Migration assistance functions, was signed by the Government and IOM on 19 December 2001.
- K. With the International Labour Organization, acceding to the 1947 Convention on the Privileges and Immunities of the Specialized Agencies and to the Standard Technical Assistance/Cooperation Agreements (STAA).
- L. For all other agencies: Assistance to the Government shall be made available and shall be furnished and received in accordance with the relevant and applicable resolutions and decisions of the competent UN system agency’s governing structures.

The UNDAF will, in respect of each of the United Nations system agencies signing, be read, interpreted, and implemented in accordance with and in a manner that is consistent with the basic agreement between such United Nations system agency and the Host Government.

## PROGRAMME MANAGEMENT AND ACCOUNTABILITY ARRANGEMENTS

The programme will be nationally executed under the overall co-ordination of the Secretary General and Head of the Civil Service, Office of the President (or its delegated authority). Government ministries, departments and agencies (MDAs), NGOs, INGOs and UN system agencies will implement programme activities. The UNDAF will

be made operational through the development of Joint Work Plans (JWPs)<sup>1</sup> and/or agency-specific work plans and project documents as necessary, which describe the specific results to be achieved and will form an agreement between the UN system agencies and each implementing partner as necessary on the use of resources. To the extent possible the UN system agencies and partners will use the minimum documents necessary, namely the signed UNDAF and signed joint or agency-specific work plans and/or project documents to implement programmatic initiatives. However, as necessary and appropriate, project documents can be prepared using, inter alia, the relevant text from the UNDAF and joint or agency-specific work plans and/or project documents<sup>2</sup>.

## RESOURCES AND RESOURCE MOBILIZATION STRATEGY

The UN system agencies will provide support to the development and implementation of activities within the UNDAF, which may include technical support, cash assistance, supplies, commodities and equipment, procurement services, transport, funds for advocacy, research and studies, consultancies, programme development, monitoring and evaluation, training activities, and staff support. Part of the UN system agencies' support may be provided to Non-Governmental and Civil Society organizations as agreed within the framework of the individual work plans (WPs) and project documents.

Additional support may include access to UN organization-managed global information systems, the network of the UN system agencies' country offices and specialized information systems, including rosters of consultants and providers of development services, and access to the support provided by the network of UN Specialized Agencies, Funds and Programmes. The UN system agencies shall appoint staff and consultants for programme development, programme support,

1 As per the UNDG Standard Operating Procedures (SOPs) for countries adopting the "Delivering as One" approach

2 The Government Coordinating Authority will nominate the Government Co-operating Agency directly responsible for the Government's participation in each UN-assisted work plan. The reference to "Implementing Partner(s)" shall mean "Executing Agency(ies)". Where there are multiple implementing partners identified in a work plan, a Principal Implementing Partner will be identified as who will have responsibility for convening, coordinating and overall monitoring (programme and financial) of all the Implementing Partners identified in the work plan to ensure that inputs are provided and activities undertaken in a coherent manner to produce the results of the work Plan.

technical assistance, as well as monitoring and evaluation activities.

Subject to annual reviews and progress in the implementation of the programme, the UN system agencies' funds are distributed by calendar year and in accordance with the UNDAF. These budgets will be reviewed and further detailed in the work plans (WPs) and project documents. By mutual consent between the Government and the UN system agencies, funds not earmarked by donors to the UN system agencies for specific activities may be re-allocated to other programmatically equally worthwhile activities.

## MONITORING AND EVALUATION

Implementing Partners agree to cooperate with the UN system agencies for monitoring all activities supported by cash transfers and will facilitate access to relevant financial records and personnel responsible for the administration of cash provided by the UN system agencies. To that effect, Implementing Partners agree to the following:

1. Periodic on-site reviews and spot checks of their financial records by the UN system agencies or their representatives, as appropriate, and as described in specific clauses of their engagement documents/contracts with the UN system agencies;
2. Programmatic monitoring of activities following the UN system agencies' standards and guidance for site visits and field monitoring;
3. Special or scheduled audits. Each UN organization, in collaboration with other UN system agencies (where so desired and in consultation with the respective coordinating Ministry), will establish an annual audit plan, giving priority to audits of Implementing Partners with large amounts of cash assistance provided by the UN system agencies, and those whose financial management capacity needs strengthening.

## COMMITMENTS OF THE GOVERNMENT

The Government will support the UN system agencies' efforts to raise funds required to meet the needs of this UNDAF and will cooperate with the UN system agencies including: encouraging potential donor governments to make available to the UN system agencies the funds needed to implement unfunded components of the

programme; endorsing the UN system agencies' efforts to raise funds for the programme from other sources, including the private sector both internationally and in The Gambia; and by permitting contributions from individuals, corporations and foundations in The Gambia to support this programme which will be tax exempt for the Donor, to the maximum extent permissible under applicable law.

Cash assistance for travel, stipends, honoraria and other costs shall be set at rates commensurate with those applied in the country, but not higher than those applicable to the United Nations system (as stated in the International Civil Service Commission - ICSC circulars).

The Government will honour its commitments in accordance with the provisions of the cooperation and assistance agreements outlined under the section on Basis of the Relationship. Without prejudice to these agreements, the Government shall apply the respective provisions of the Convention on the Privileges and Immunities of the United Nations (the "General Convention") or the Convention on the Privileges and Immunities of the Specialized Agencies (the "Specialized Agencies Convention") to the Agencies' property, funds, and assets and to their officials and experts on mission. The Government shall also accord to the Agencies and their officials and to other persons performing services on behalf of the Agencies, the privileges, immunities and facilities as set out in the cooperation and assistance agreements between the Agencies and the Government. In addition, it is understood that all United Nations Volunteers shall be assimilated to officials of the Agencies, entitled to the privileges and immunities accorded to such officials under the General Convention or the Specialized Agencies Convention. The Government will be responsible for dealing with any claims, which may be brought by third parties against any of the Agencies and their officials, experts on mission or other persons performing services on their behalf and shall hold them harmless in respect of any claims and liabilities resulting from operations under the cooperation and assistance agreements, except where it is any claims and liabilities resulting from operations under the cooperation and assistance agreements, except where it is mutually agreed by Government and a particular Agency that such claims and liabilities arise from gross negligence or misconduct of that Agency, or its officials, advisors or persons performing services.

Without prejudice to the generality of the foregoing, the Government shall insure or indemnify the Agencies from civil liability under the law of the country in respect of vehicles provided by the Agencies but under the control of or use by the Government.

- A. "Nothing in this Agreement shall imply a waiver by the UN or any of its Agencies or Organizations of any privileges or immunities enjoyed by them or their acceptance of the jurisdiction of the courts of any country over disputes arising of this Agreement".
- B. Nothing in or relating to this document will be deemed a waiver, expressed or implied, of the privileges and immunities of the United Nations and its subsidiary organs, including WFP, whether under the Convention on the Privileges and Immunities of the United Nations of 13th February 1946, the Convention on the Privileges and Immunities of the Specialized Agencies of 21st November 1947, as applicable, and no provisions of this document or any Institutional Contract or any Undertaking will be interpreted or applied in a manner, or to an extent, inconsistent with such privileges and immunities.



# Table of Contents

|   |            |
|---|------------|
| <b>Foreword</b> .....   | <b>II</b>  |
| <b>Preamble</b> .....   | <b>III</b> |
| <b>Signing Agencies</b> .....   | <b>IV</b>  |
| <b>Legal Text</b> .....   | <b>VI</b>  |
| Partnerships, Values and Principles .....   | VI         |
| Programme Management and Accountability Arrangements .....  | VI         |
| Resources and Resource Mobilization Strategy .....  | VII        |
| Monitoring and Evaluation .....   | VII        |
| Commitments of the Government.....  | VII        |
| <b>Abbreviations &amp; Acronyms</b> .....   | <b>X</b>   |
| <b>Executive Summary</b> .....  | <b>XI</b>  |
| Results and Programme Areas .....   | XI         |
| Implementation Arrangement .....  | XII        |
| Monitoring and Evaluation .....   | XII        |
| <b>Section 1: Introduction</b> .....  | <b>1</b>   |
| The Country Context .....   | 1          |
| Purpose of the UNDAF .....  | 5          |
| Methodology/Roadmap .....   | 6          |
| Key Risks and Assumptions .....   | 6          |
| <b>Section 2: UNDAF Strategic Priority Areas &amp; Results</b> .....  | <b>8</b>   |
| Strategic Result 1: Governance, Economic Management and Human Rights .....                                    | 9          |
| Strategic Result 2: Human Capital Development .....   | 11         |
| Strategic Result 3: Sustainable Agriculture, Natural Resources, Environment and Climate Change Management ... | 17         |
| <b>Section 3: Estimated Resource Requirements</b> .....   | <b>23</b>  |
| <b>Section 4: Implementation/Coordination Arrangements</b> .....  | <b>25</b>  |
| Partnerships .....  | 25         |
| Coordination .....  | 25         |
| Communication Strategy/Plan .....   | 26         |
| <b>Section 5: Monitoring &amp; Evaluation</b> .....   | <b>28</b>  |
| Annual progress reviews.....  | 28         |
| Mid-term evaluation (MTE).....  | 28         |
| Final Review .....  | 28         |
| <b>Annex 1: UNDAF Results Matrix</b> .....  | <b>30</b>  |
| <b>Annex 2: UNDAF Monitoring &amp; Evaluation Calendar</b> .....  | <b>38</b>  |

# Abbreviations & Acronyms

|                   |   |                |  |
|-------------------|---|----------------|--|
| <b>ACE</b>        | African Coast to Europe   | <b>MOWCI</b>   | Ministry of Works, Construction & Infrastructure                       |
| <b>ACRWC</b>      | African Charter on the Rights and Welfare of the Child                | <b>MOYS</b>    | Ministry of Youth and Sports   |
| <b>ADR</b>        | Alternative Dispute Resolution  | <b>MSME</b>    | Micro, Small and Medium Enterprises                                    |
| <b>AIDS</b>       | Acquired Immune Deficiency Syndrome                                   | <b>MTEF</b>    | Medium Term Expenditure Framework                                      |
| <b>AIRCOP</b>     | Airport Communication Project   | <b>MTP</b>     | Medium Term Plan   |
| <b>APRC</b>       | Alliance for Patriotic Reorientation and Construction                 | <b>MTRs</b>    | Mid-Term Reviews   |
| <b>AWP</b>        | Annual Work Plan  | <b>NaLA</b>    | National Agency for Legal Aid  |
| <b>BDS</b>        | Business Development Services   | <b>NCDs</b>    | Non- Communicable Diseases   |
| <b>CBF</b>        | Common Budgetary Framework  | <b>NEA</b>     | National Environment Agency  |
| <b>CCA</b>        | Common Country Assessment   | <b>NERICA</b>  | New Rice for Africa  |
| <b>CEDAW</b>      | Convention on the Elimination of Discrimination against Women         | <b>NGO</b>     | Non-Governmental Organization  |
| <b>COP</b>        | Conference of Parties   | <b>NSDS</b>    | National Strategy for the Development of Statistics                    |
| <b>CPA</b>        | Child Protection Alliance   | <b>NSS</b>     | National Statistical System  |
| <b>CRC</b>        | Convention on the Rights of the Child                                 | <b>NYSS</b>    | National Youth Service Scheme  |
| <b>CSO</b>        | Civil Society Organization  | <b>OCHA</b>    | Office for the Coordination of Humanitarian Affairs                    |
| <b>DaO</b>        | Delivering as One   | <b>OHCHR</b>   | Office of the High Commissioner for Human Rights                       |
| <b>DCD</b>        | Department of Community Development                                   | <b>PAGE</b>    | Programme for Accelerated Growth and Employment                        |
| <b>DHS</b>        | Demographic Household Survey  | <b>PAU</b>     | Policy Analysis Unit   |
| <b>DRM</b>        | Disaster Risk Management  | <b>PCG</b>     | Programme Coordination Group   |
| <b>DSW</b>        | Department of Social Welfare  | <b>PFM</b>     | Public Finance Management  |
| <b>ECD</b>        | Early Childhood Development   | <b>PLHIV</b>   | People Living with HIV   |
| <b>ECOWAS</b>     | Economic Community of West African States EU European Union           | <b>PMTCT</b>   | Preventing Mother-To-Child Transmission of HIV                         |
| <b>EVD</b>        | Ebola Virus Disease   | <b>PRSP</b>    | Poverty Reduction Strategy Paper                                       |
| <b>FAO</b>        | Food and Agriculture Organization                                     | <b>RC</b>      | Resident Coordinator   |
| <b>FGM</b>        | Female Genital Mutilation   | <b>SBAA</b>    | Standard Basic Assistance Agreement                                    |
| <b>GDP</b>        | Gross Domestic Product  | <b>SDGs</b>    | Sustainable Development Goals  |
| <b>GER</b>        | Gross Enrolment Ratio   | <b>SMART</b>   | Standardized Monitoring and Assessment of Relief and Transition        |
| <b>GID</b>        | Gambia Immigration Department   | <b>SOPs</b>    | Standard Operating Procedures  |
| <b>GIEPA</b>      | Gambia Investment and Exports Promotion Agency                        | <b>TANGO</b>   | The Association of Gambian Non-Governmental Organizations              |
| <b>GNI</b>        | Gross National Income   | <b>TVET</b>    | Technical Vocational Education Training                                |
| <b>GOTG</b>       | Government of The Gambia  | <b>UN</b>      | United Nations   |
| <b>GPF</b>        | Gambia Police Force   | <b>UNAIDS</b>  | United Nations Programme on HIV & AIDS                                 |
| <b>HDI</b>        | Human Development Index   | <b>UNCG</b>    | United Nations Communication Group                                     |
| <b>HDR</b>        | Human Development Report  | <b>UNCT</b>    | United Nations Country Team  |
| <b>HIV</b>        | Human Immunodeficiency Virus  | <b>UNDAF</b>   | United Nations Development Assistance Framework                        |
| <b>IASC</b>       | Inter-Agency Standing Committee                                       | <b>UNDP</b>    | United Nations Development Programme                                   |
| <b>ICSC</b>       | International Civil Service Commission                                | <b>UNESCO</b>  | United Nations Educational, Scientific and Cultural Organization       |
| <b>ICT</b>        | Information Communication Technology                                  | <b>UNFPA</b>   | United Nations Population Fund   |
| <b>IFMIS</b>      | Integrated Financial Management and Information System                | <b>UNHCR</b>   | United Nations High Commissioner for Refugees                          |
| <b>ILO</b>        | International Labour Organization                                     | <b>UNICEF</b>  | United Nations Children's Fund   |
| <b>IMF</b>        | International Monetary Fund   | <b>UNIDO</b>   | United Nations Industrial Development Organization                     |
| <b>IOM</b>        | International Organization for Migration                              | <b>UNODC</b>   | United Nations Office on Drugs and Crime                               |
| <b>JAS</b>        | Joint Assistance Strategy   | <b>UNWOMEN</b> | United Nations Entity for Gender Equality and the Empowerment of Women |
| <b>JWPs</b>       | Joint Work Plans  | <b>VCT</b>     | Voluntary Counselling and Testing                                      |
| <b>LDC</b>        | Least Developed Country   | <b>WAAPP</b>   | West African Agricultural Production Project WB World Bank             |
| <b>M &amp; E</b>  | Monitoring and Evaluation   | <b>WASH</b>    | Water Sanitation and Hygiene   |
| <b>MDAs</b>       | Ministries, Departments and Agencies                                  | <b>WASSCE</b>  | West African Senior Secondary Certificate Examinations                 |
| <b>MDG</b>        | Millennium Development Goals  | <b>WFP</b>     | World Food Programme   |
| <b>MISs</b>       | Management Information Systems  | <b>WHO</b>     | World Health Organization  |
| <b>MOA</b>        | Ministry of Agriculture   |                |  |
| <b>MOBSE</b>      | Ministry of Basic & Secondary Education                               |                |  |
| <b>MOFEA</b>      | Ministry of Finance and Economic Affairs                              |                |  |
| <b>MOFEN</b>      | Ministry of Forestry and the Environment                              |                |  |
| <b>MOFWRNAM</b>   | Ministry of Fisheries and Water Resources & National Assembly Matters |                |  |
| <b>MOH&amp;SW</b> | Ministry of Health & Social Welfare                                   |                |  |
| <b>MOJ</b>        | Ministry of Justice   |                |  |
| <b>MOLG L</b>     | Ministry of Local Government and Lands                                |                |  |
| <b>MOTIE</b>      | Ministry of Trade, Industry & Employment                              |                |  |

This United Nations Development Assistance Framework (UNDAF) outlines the strategic direction and results expected from cooperation between the Government of the Republic of The Gambia (GoTG) and the UN Country Team (UNCT) for the period 2017-2021. This instrument serves as a collective response of the UN system to support the national development initiatives of the Government as per the Vision 2020 document, the Programme for Accelerated Growth and Employment (PAGE) II as well as the Sustainable Development Goals (SDGs), Africa Agenda 2063 and other international declarations such as the 2015 Paris Climate Conference (CoP 21)<sup>1</sup> among others.

UNDAF 2017-2021 is underpinned by the central objective of poverty reduction and inclusive growth, ensuring that no one is left behind. In line with these core programming principles of “leaving no one behind” and on “sustainable development & resilience”; this new UNDAF has incorporated sections responding to humanitarian challenges and has also placed emphasis on resilience building for government institutions which provide basic services, as well as on communities emerging from crisis.

The UNDAF is aligned with national priorities and its formulation process benefited from a joint Common Country Assessment (CCA), drawing on lessons and experiences of the MDGs and Vision 2020, as well as the previous two UNDAFs. The development of the framework was jointly led by the GoTG and the UNCT with the participation of line ministries, regional governors, National Assembly members, non-governmental organizations (NGOs), and other development partners, including international financial institutions

and bilateral donors. UN non-resident agencies also contributed to the UNDAF.

## RESULTS AND PROGRAMME AREAS

UNDAF 2017-2021 reflects The Gambia’s changing economic, social and environmental conditions as informed by various studies and country assessment reports. It is designed as a smart tool to address The Gambia’s development and humanitarian challenges, leveraging on the leadership, comparative advantages and position of the UN.

The programmatic approach used in this framework is a departure from earlier designs to a more result-oriented programming with emphasis on implementable interventions within priority areas. These areas of cooperation selected take into account (1) the common root causes of major development challenges; (2) priority needs of the most vulnerable groups and capacities of state bodies to meet their commitments; (3) goals and targets of the SDGs, UN human rights instruments; and other declarations such as the CoP 21. In order to respond to The Gambia’s development priorities, nine outcomes with specific indicators have been elaborated within the three identified national priority areas. These have been explicitly linked to the Sustainable Development Goals (SDGs) impact indicators, ensuring full alignment between the international Post 2015 Agenda and national priorities.

The three identified priority areas are:

1. Governance, Economic Management and Human Rights;
2. Human Capital Development; and
3. Sustainable Agriculture, Natural Resources, Environment and Climate Change Management

<sup>1</sup> COP21, also known as the 2015 Paris Climate Conference, will, for the first time in over 20 years of UN negotiations, aim to achieve a legally binding and universal agreement on climate, with the aim of keeping global warming below 2°C

## **IMPLEMENTATION ARRANGEMENT**

United Nations Agencies will work in close collaboration with and under the guidance of the GoTG in the implementation of programmes and projects under this UNDAF. The coordination mechanism is designed to be fully aligned with the principles of Delivering as One (DaO) and with the Government's own coordination mechanisms. The mechanism is broad-based, involving key stakeholders such as multi-lateral and bi-lateral agencies, NGOs and civil society organizations (especially those representing vulnerable groups and communities), and the private sector. The inclusive approach to project/programme implementation and review will strengthen mechanisms for feedback, transparency, accountability and social contracting.

In order to avoid duplication, enhance synergy, mobilize resources effectively, and multiply the impact of UNDAF's programmes and projects results, the UNDAF would be implemented through national systems and structures. Government will provide lead role in coordinating these efforts through active leadership and participation in the UNDAF Steering Committee, Monitoring Mechanism, and Thematic and Technical Working Groups.

## **MONITORING AND EVALUATION**

The GoTG and the UNCT will jointly elaborate Annual Work Plan (AWP) to operationalize the results at output and activity levels. In addition, the joint AWP will provide UN agencies with a common framework from which to draw their country programmes and action plans. The GoTG and the UNCT will seek to ensure that the monitoring and evaluation of this UNDAF largely adapt to the national M&E systems to enhance UN contributions to national results.

The UNDAF Results Matrix is developed at outcome level, providing the strategic direction to upstream expected results. The matrix integrates the monitoring and evaluation elements for progress measurement with indicators, baselines and targets for each outcome. For indicators and SDGs for which data could not be accessed

from existing sources, the Government and UNCT will seek to assess the data gap and put in place the required system for data collection, analysis and reporting.

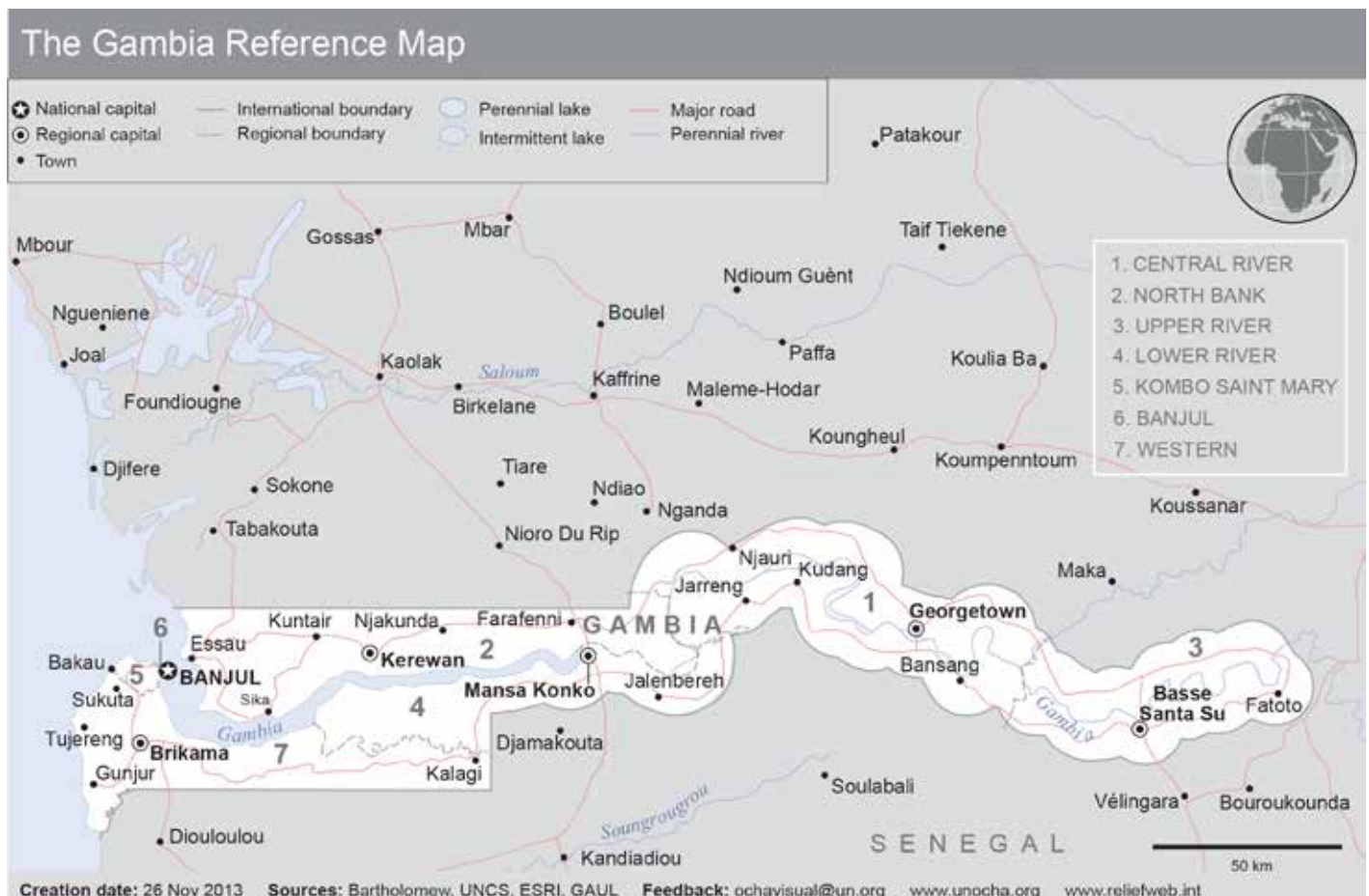
## THE COUNTRY CONTEXT

### The Location and People

The Gambia is located on the West African coast and extends about 500 kilometres inland, with a population density of 174 persons per square kilometre. The width of the country varies from 24 to 28 kilometres and has a land area of 10,689 square kilometres. The Gambia is the smallest country in continental Africa, and is bordered on the North, South and East by the Republic of Senegal and on the West by the Atlantic Ocean.

The provisional results of the 2013 population and housing census puts the population at 1,882,450; with 50.5% female compared

to 49.5% male. The population primarily comprises of youth due to a high fertility rate and low life expectancy 63.4 (62.5 years for male and 65 for female). Nearly 42% of the population is below 15 years, 21% between 15-24 years, and only 3.2% above 65 years. This demographic trend contributes to a high dependency ratio, given that the average household size is 8.3 persons. The country is undergoing rapid urbanization, characterized by significant rural to urban migration. The urban population increased from 50% in 2001 to 58% in 2011, with an annual rate of urbanization of 3.7% (MoFEA, 2011). The Demographic Household Survey (DHS) 2013 preliminary report shows maternal mortality ratio at 433/100,000 live births; annual population growth rate at 3.3%, Crude Birth Rate and Crude Death Rates are estimated at 46.2 and 19.2 per 100,000 respectively; Infant Mortality Rate at 34 per 1000 live births;



and Under 5 Mortality Rate at 109 per 1000 live births (MICS 2010). The country has a high fertility rate estimated at 5.6 births per woman, resulting in a very youthful population structure.

According to the 2013 DHS, HIVAIDS prevalence is 1.9% for the general population among adults 15-49 years. For women age group 15-19, it is 2.1% against 1.7% for men and highest among age group 35-39 at 5.9% for both men and women. The epidemic is impacting more on men and women aged 35-39 years. HIV prevalence varies by residence, region, education, employment status and by wealth quintile. HIV prevalence among rural areas is higher (2.0%) than in urban areas (1.9%). The total number of PLHIV is 20,255 (Spectrum 2015) and out of this only 4,944 PLHIV are on treatment.

The Gambia is a patriarchal society characterized by gender inequality. Though slowly changing, gender inequality is still pervasive. Although women play a major socio-economic role in Gambian society, their access to productive resources, healthcare and education remains very limited due to cultural bias and practices. This has prompted the Government to focus attention on women's empowerment through a gender policy framework. In 2010, the Government enacted the Women's Act, which was amended in December 2015 to include the ban and criminalization of Female Genital Mutilation (FGM). In July 2016, the Government banned child and forced marriage, further strengthening its position on protecting the rights of women. Various women's empowerment initiatives have been explored to impact on gender stereotypes as a key driver of discrimination against women and girls, which is the leading cause of poverty and social vulnerability.

## The Political context

The Gambia is a multi-party parliamentary democracy with a government divided into independent executive, legislative and judicial branches. A coup d'état in 1994 deposed the first president, who had ruled since independence in 1965, and suspended the

country's 1970 Constitution. A presidential election held in 1996 brought in the then Military leader, retired Col. Yahya A.J.J. Jammeh as the Head of State with 56% of the vote. The Alliance for Patriotic Reorientation and Construction (APRC) won the legislative elections in January 1997 with 33 of the 45 seats in the National Assembly. The APRC led by President Jammeh has dominated the political sphere since 1994.

The Gambia continues to enjoy relative stability and peace in a turbulent region. However, the human rights context came under strong scrutiny with the lifting of the moratorium on the death penalty in August 2012, and the subsequent execution of 11 prisoners. Following an attempted coup in December 2014, a number of human rights issues continue to raise concerns. However, different UN human rights mechanisms have analysed the human rights records and made specific recommendations to the GoTG. In November 2014, two Special Rapporteurs on extrajudicial executions and on torture and inhuman treatment made a joint mission to The Gambia on the invitation of the government. The mission was, however, suspended as the two Rapporteurs were denied unrestricted and confidential access to the central prison. In 2015, three different treaty bodies: the Committee on the Rights of the Child (January 2015), the Committee on Economic, Social and Cultural Rights (March 2015), and the Committee on the Elimination of Discrimination against Women (June 2015) monitored the compliance of The Gambia to the specific conventions it acceded to and issued their concluding observations. Furthermore, the GoTG presented The Gambia's human rights record at the Universal Periodic Review of the UN Human Rights Council in October, 2014 and received 171 recommendations on various issues, including on FGM, criminalization of same-sex relations and amendments to the Information and Communications Act. During the adoption of the outcome document in March 2015, the Government of The Gambia indicated support for 93 of the recommendations whilst 78 were noted.

## The Economy

The Gambia is classified as a least developed country (LDC)<sup>1</sup>, with a Gross National Income (GNI) per capita of US\$ 460 in 2014<sup>2</sup>. With an open economy and limited natural resources, it is ranked 175 out of 188 in the United Nations Development Programme's Human Development Report (HDR), 2015. The main sectors driving economic growth are Services, Agriculture and Tourism<sup>3</sup>. Agriculture accounted for around 25% of GDP over 1994 - 2013 and provides work for 70% of the labour force. The industrial sector accounted for about 15% of GDP over the same period, and consisted mostly of construction and agro-processing activities. Services accounted for 60% of GDP, with trade and transport, and communications being the two largest components. Tourism is Gambia's primary foreign-exchange earner.

While mixed, there has been progress in the areas of public sector, economic and fiscal management, civil service and justice, anti-corruption and public procurement as a result of various reforms implemented by the Government. However, the country remains vulnerable to external shocks as the main sources of foreign exchange are agriculture, tourism and re-exports trade activities that are dependent heavily on exogenous factors.

The recent economic challenge is largely attributed to weak economic management leading to widening fiscal deficit and balance of payment problems among others. Exponential growth of public expenditure, arising partly from extra budgetary spending and spending on liabilities of public enterprises, are the major factors for widening fiscal deficit. Public expenditure increased from 26% of GDP in 2011 to 32.4% of GDP in 2014, while Revenue-to-GDP ratio increased marginally from 16.5% in 2012 to

18.8% in 2014. Subsequently, fiscal deficit increased from -4.5% of GDP in 2011 to -8.3% of GDP in 2014. The widening fiscal deficit is largely financed through domestic debt. Subsequently, public debt stock rose from just below 70% of GDP at the end of 2010 to over 100% of GDP by end of 2014, of which close to 52% was domestic debt. The increasing domestic debt has attracted high interest rate, averaging above 20%, and interest payments could rise to 45% of the total budget in 2016. Wage bill and interest payment are jointly claiming above 70% of the total budget. This has crowded out the private sector and significantly reduced the government's ability to invest in development projects, making it more difficult to reform fiscal policy in support of the enterprise development agenda. There is still an urgent need to strengthen economic management while promoting governance.

Of concern is that the long term GDP growth in The Gambia, from 1994 through 2013, has been undulating and quite unstable, averaging a modest 3.5% per year, against an average of 4.1% for sub-Saharan Africa. The performance of the agricultural sector, which depends on weather conditions, and the ability of the other sectors of the economy, especially tourism, to eventually counterbalance swings in outputs are key elements that explain growth variability. Current investment in these promising sectors is weak and requires substantial mid- to long-term planning and investment. For some time, The Gambia has faced challenging and unpredictable macroeconomic policy environment, characterized by sudden policy shifts, extra-budgetary spending, excessive borrowing, weak institutions and efficient resource utilization, which negatively affected growth. This has generated uncertainty and hampered economic activity, and over the long term could undermined confidence in the economy

## Household Poverty and Vulnerability

The Gambia is among the poorest countries in the World. While overall poverty has declined by 10 percentage points in the last decade, income poverty and household food insecurity are widespread with nearly half

1 Least developed country by United Nations' Classification are countries with three-year average GNI US\$ 900 or less among other considerations

2 World Bank data.

3 Programme for Accelerated Growth and Employment (2012-15)

of the population 48.4% (38.3% and 50.9% of female and male headed households respectively) living below absolute poverty line of US\$1.25 per day; while 36.7% (38.3% and 50.9% of female and male headed households respectively) live in extreme poverty (2010). About 40% of people are considered 'working poor'; meaning that their earning capacity and standard of living is inadequate to meet their basic needs. Poverty is higher in rural areas mainly due to a reliance on agriculture for income (which is beset by limited access to productive assets or other factors resulting in low productivity) and exclusion from economic opportunities and social services.

About 46% of rural households fall below the food poverty line (MoFEA, 2011). The highest incidences of poverty are in Kuntaur (79%), Janjanbureh (73.2%), as compared to Banjul (16.4%) and Kanifing (26%) (IHS, 2010). Notably, urban poverty is also rising because of increasing urbanization; almost one-third of the population in Kanifing is classified as poor (26%). Poverty disproportionately affects populations of young people and the elderly. IHS data (2010) shows higher poverty rates among children 0-5 years (55.6% headcount rate) and 6-14 years (55.8%), as well as those aged 65 years and above (57.9%), indicating a high dependency rate, requiring substantial investments in reproductive care and social services.

Marked by a youthful population of which 64 per cent are below 25 and 42 per cent below 15 years, Gambia's population is expected to double in the next twenty years. Rapid population growth rate is the combined result of high fertility, estimated at 5.6 children per woman in 2013, and declining mortality rates. The under-five mortality rate has declined from 89 deaths per 1,000 live births in 1999 to 63 deaths per 1,000 live births in 2013. The current high dependency burden and rapidly urbanizing population are creating new poverty and welfare challenges, including growing demands on access to reproductive care in both urban and rural localities and pressure on basic services in urban areas. Consequently, these issues have important implications for social protection policy and programming. If properly guided, could

benefit from a demographic dividend by harnessing its young population for human capital development leading to economic growth.

When assessed from a multidimensional poverty perspective, the poverty headcount is higher, as 60.4% (70% male and 37% female) of the population live in multi-dimensional poverty, while 17.6% are vulnerable to multiple deprivations in education, health and broader standard of living (Multiple Poverty Index, 2006; HDI 2013). The multidimensional poverty study (2015) found that households where the head has no education or did not complete lower basic education cycle, being twice more likely to be poor than households where the head has completed primary school. Households headed by subsistence farmers and unskilled workers have significantly high rates of poverty of 79.3% and 65.4% respectively.

The food insecurity situation in The Gambia is influenced by various underlying factors that are chronic in nature and particularly affect the rural poor (crop producers). Increasingly, there has been deterioration in the ability of both rural and urban communities to cope due to recurrent shocks predominantly the Sahel drought crisis of 2011/2012; whose impact continues to aggravate the food and nutrition security of the most vulnerable populations in the country. The last two agricultural seasons (2014/2015) have also suffered shocks that had some impact on the household food security and in turn, affecting children's nutrition as well as access to basic social services. For instance, the late and erratic rains during the planting season in 2014 led to a significant drop in crop production; whilst the Ebola Virus Disease (EVD) in the West African region over the same period led to a massive drop in tourism income, which is a major foreign exchange earner for Gambia's economy. The March 2016 *Prévention et de Gestion des Crises Alimentaires (PREGEC)*<sup>4</sup> report estimated that at least 453,000 people were at risk of food security (one quarter of the entire population), of whom 181,858 in severe conditions requiring immediate assistance. Children

4 In English Food Crisis Management



are particularly vulnerable to food insecurity because reduced nutritious food intake and associated problems lead to stunting, wasting and micronutrient deficiencies all of which have adverse effects on child health and development. A significantly high proportion of seriously food insecure households, well above the national average levels of 5%, are found in the southern areas of the Central River Region (8%), Upper River Region (12%) and in North Bank Region (7%).

The economic, social and health effects of environmental shocks and stresses can be severe. Inadequate rainfall and floods do not only lead to lower crop yields and subsequent drop in household income and food security, but also affect people's access to safe habitat (especially through flooding) and health hazards due to the risk of malnutrition, poor sanitation and disease epidemics, affecting both rural and urban families. Heavy flooding in 2011 in the Upper River Region (Tumana District), for example, inflicted severe damage to crops and food stocks, temporarily displaced 254 people (45% children), damaged social infrastructure including schools and health facilities, and increased the disease burden<sup>5</sup>.

Poor access to basic services such as health is augmented by factors such as high unemployment rates, lack of women's empowerment, and social exclusion of vulnerable groups such as people living with disabilities. The youth unemployment rate, defined as between the ages of 13 and 30, is estimated at 38% and is increasingly seen as the cause for migration, particularly illegal "back-way" migration to Europe - an estimated 11,300 people migrated illegally from the country in 2014. The Gambia is prone to malaria and meningitis outbreaks due to its global positioning and climate change. The results of the 2013 Demographic and Health Survey (DHS) show that less than 40% of the population has access to improved sanitation. Furthermore, recent statistics issued by the Ministry of Basic and Secondary Education (MoBSE) in August 2015 indicate that 13% of schools in the country lack access to safe

drinking water, while 18% do not have access to basic sanitation.

## PURPOSE OF THE UNDAF

Building on the achievements and experiences of the last two United Nations Development Assistance Frameworks (UNDAFs) 2007-2011 and 2012-2016 that supported the PRSP II and the Program for Accelerated Growth and Employment (PAGE), the UNCT formulated its third UNDAF covering the period 2017-2021. This UNDAF outlines the strategic direction, programme areas and results to be achieved from cooperation between the Government of the Republic of The Gambia (GoTG) and the UN Country Team (UNCT) during this period. This UNDAF serves as a collective response of the UN system to support the national development initiatives of government as per the National Vision 2020 as well as the Sustainable Development Goals (SDG) and other declarations by the international community. It is underpinned by a drive for poverty reduction and inclusive growth under the premise on the principle of leaving no one behind.

This UNDAF reflects The Gambia's changing economic, social, environmental and humanitarian landscape as informed by various studies and country assessment reports, and it is an important smart tool for addressing the country's development priorities, leveraging on the comparative advantages of the UN in confronting regional and global challenges. While the UNDAF interventions target the entire country, its focus is placed on selected priorities and vulnerable groups to achieve sustainable development and leave no one behind. This UNDAF emphasizes capacity and system strengthening of national institutions in planning and implementation of programmes to increase opportunities, efficiency and effectiveness in addressing challenges across the development and humanitarian spectrum in The Gambia.

The formulation of the new UNDAF comes at a time when the national authorities are also formulating the priorities for the next PAGE II (2017 - 2020), providing a unique opportunity

5 URR Annual report, 2012

for a strong coherence and alignment of priorities.

## METHODOLOGY/ROADMAP

UNDAF 2017 - 2021 formulation process began with a Common Country Assessment (CCA), informed by the UNDAF and PAGE mid-term reviews (MTRs) in 2014, situational analysis of various development issues, and consultations at all levels throughout the country. These consultations were designed to capture the views of the population on matters of socioeconomic development to inform the formulation of priorities for both the PAGE II and the UNDAF. The CCA findings and situational analysis reports of the Thematic Working Groups of the next PAGE II planning process provided the guidance information for identifying priority areas of focus for the UNDAF. The prioritization exercise was conducted jointly by the Government and the UNCT at a retreat held in December 2015. The retreat included members from all UN organizations in The Gambia and some non-resident UN agencies, government counterparts, regional governors, non-governmental organizations (NGOs), and other development partners, including international financial institutions and bilateral donors. Participants had refresher training on Results-based Management, Gender and Human Rights-Based Approach, environment issues, etc. as part of the preparation for UNDAF prioritization exercise.

The involvement of government fostered close alignment with the PAGE successor plan process, enhancing the ownership and leadership of the government on the UNDAF. This UNDAF mainstreams the international development agenda guided by the Sustainable Development Goals (SDGs), Agenda 2063 and national development priorities outlined in Vision 2020, and the PAGE II (2017 - 2020) that is being developed.

The prioritization exercise established three priority areas of cooperation, which are:

- Governance, Economic Management and Human Rights;
- Human Capital Development; and

- Sustainable Agriculture, Natural Resources, Environment and Climate Change Management.

The identification of priority areas of cooperation took into account the root causes of the development and humanitarian challenges, including migration, the country faces notably:

- Priority needs of the most vulnerable groups and capacities of state bodies to meet their commitments;
- Goals and targets of the SDGs;
- UN human rights instruments;
- Other declarations such as the CoP 21; and
- The comparative advantages of UN Agencies.

## KEY RISKS AND ASSUMPTIONS

The programmatic approach used in this framework is a departure from a programme-based design to more result oriented programming with emphasis on implementable interventions within priority areas. Furthermore, the programming process took into account key opportunities, risks and assumptions that could enhance or endanger the achievement of UNDAF objectives. These include:

1. Priorities identified in the UNDAF that overlap only partially with priorities identified in the National Development Plan may not be fully adopted by the Government;
2. Commitments made by the Government to implement the strategic programmes supported by the UNDAF, particularly those requiring cost-sharing, specialized skills for oversight, and monitoring and evaluation, may shift;
3. Continuous commitment of multi-lateral and bi-lateral donors to support and compliment UNDAF objectives;
4. Capacities and competencies of local implementing partners and counterparts

to implement planned activities supporting the achievement of UNDAF outcomes; particularly with the high turnover of senior government officials.

5. UNDAF priorities are maintained by the government that comes to power at the start of implementation of the new UNDAF;
6. Continuous engagement between the government and its development partners to enhance partnership and resource mobilization for UNDAF implementation.

Based on the three priority areas, the UN Inter-Agency Task Force on Programme Coordination drafted the UNDAF, incorporating the objectives and recommendations discussed at the various meetings and consultations. The Office of the UN Resident Coordinator facilitated this process. Governmental, non-governmental, and other international stakeholders reviewed and strengthened the initial drafts of the UNDAF, and in this way, enhanced the collective inputs and ownership of the UNDAF.

Subsequent meetings of stakeholders and partners further strengthened and improved the document. Participants discussed and comprehensively planned the next steps toward UNDAF implementation, including developing the UNDAF oversight, coordination, monitoring and evaluation mechanisms. The GoTG and UNCT continued to engage in constant, close consultation until the finalization of the UNDAF document.

# Section 2 UNDAF Strategic Priority Areas & Results

The development assistance framework identified distinct results to be delivered during the UNDAF period. The strategic areas for UN interventions are fully aligned

with the national priority areas. Below in figure 1 is the pictorial representation of the alignment between national priority areas and the strategic areas of support for UN.

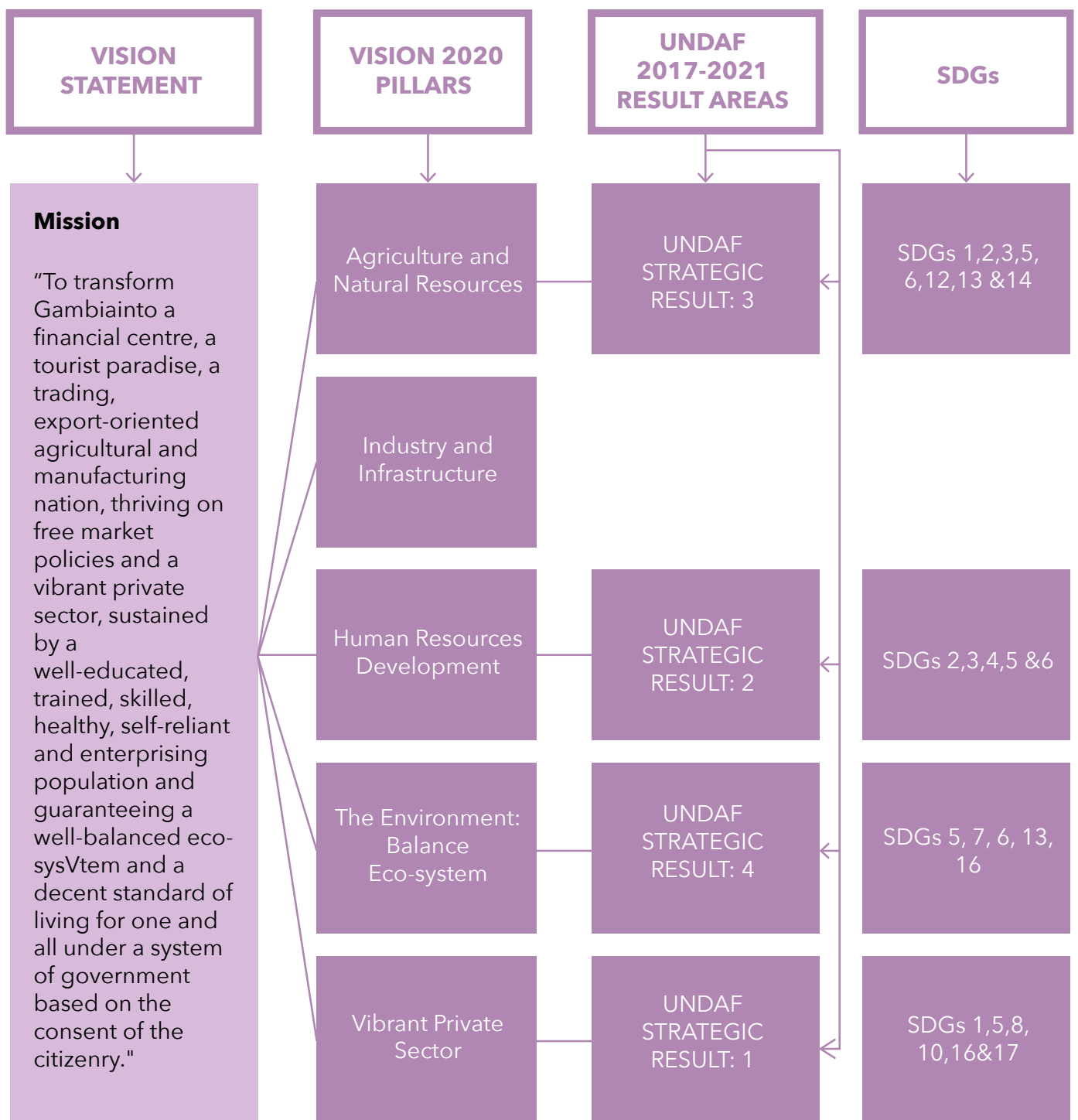


Figure 1: Alignment of National Priorities, UNDAF Strategic Intervention Areas and SDGs

## STRATEGIC RESULT 1: GOVERNANCE, ECONOMIC MANAGEMENT AND HUMAN RIGHTS

Governance is all encompassing and include political, human rights and access to economic assets management for the advancement of the welfare of the people. The Gambia continues to face significant socio economic challenges. According to the latest Human Development report, close to 57.2% of the population (over 1.0 Million people) are multi-dimensionally poor while an additional 394,000 (21.3%) live near multidimensional poverty. Large number of the rural population, close to 70%, remains both income and multi-dimensionally poor. In addition, The Gambia remains one of the most unequal countries in West African sub region with a Gini coefficient of 0.45<sup>1</sup>.

In the areas of governance, The Gambia is a signatory to a number of international conventions and charters such as the “UN Charter on Human and Peoples Rights” ratified; the International Human Rights Conventions; the African Charter of Human and Peoples Rights ratified; the United Nations Convention against Corruption has been ratified, while the Constitution of The Republic of The Gambia, 1997 adopted

1 HDR 2015



and domesticated those basic human rights accorded to peoples, including the right to civil liberty, freedom of expression, social and environmental protection, human development etc. Accordingly, the following laws were passed to accord certain rights, specifically gender and women rights such as The Women’s Act 2010, The Children’s Act 2005, Women’s Amendment Act 2015 banning FGM/C in the country and the Children’s (Amendment) Bill 2016 to ban child and forced marriage.

In pursuit of the enhancement of good resource management, reforms have been undertaken in the public sector to increase the efficiency and transparency of service delivery including statistical capacity through the establishment of the Parliamentary Network against Corruption, passing of the Public Finance Act 2014 and updating the Financial Instructions of Government to further enhance transparency and due process in public finance management. The Public Accounts Committee/Public Enterprise Committee of The National Assembly have been reinforced in capacity to ensure transparency and service delivery effectiveness and accountability by holding Public Hearings of the PAC/PEC on the performance of public institutions.

Although The Gambia continues to enjoy relative stability and peace in a turbulent

region, governance and human rights institutions in the Gambia remain weak and lack adequate capacity to implement reforms and legislations that ensure rule of law and guarantee people their human rights cited above. The different UN Human Rights Mechanisms (Special Procedures, the Treaty Bodies, and the Universal Periodic Review of the UN Human Rights Council) highlighted various issues and made recommendations, including the elimination of the practice of FGM, and ensuring a favourable environment for the activities of journalists, human rights defenders and other civil society actors.

UNDAF will support two broad outcomes aimed at supporting government's efforts to achieving sound macroeconomic management and inclusive growth underpinned by solid public financial management; and strengthening government capacity to promote and enhance good governance, strict application of the rule of law and due process for justice that conform to international standards and norms to enhance inclusivity of development. These outcomes will contribute toward achieving the relevant Sustainable Development Goals (SDGs), specifically Goal 1: End poverty in all its forms everywhere; Goal 5: Achieve gender equality and empower all women and girls; Goal 8: Promote sustained, inclusive and sustainable economic growth, full and productive employment and decent work for all; Goal 10: Reduce inequality within and among countries; and Goal 16: Promote peaceful and inclusive societies for sustainable development, provide access to justice for all and build effective, accountable and inclusive institutions at all levels.

The UN and partners will support the authorities to continue pursuing policy efforts towards fiscal consolidation, structural adjustment and diversification to narrow the budget deficit as a key foundation towards reducing the debt burden and related balance of payment bottlenecks. This support is anchored on the tenets of transparency and accountability in the use and reporting of public finance. Accelerating the pace of PFM reform will help to restore the much needed macroeconomic stability in The Gambia, build

confidence of the governed and attracts investment to the country.

Specifically, the support will build capacities of national institutions involved in revenue collection and administration, as well as in fiscal management and planning for efficient and effective mobilization, allocation and utilization of resources. In further strengthening the fiscal consolidation, UN will support government to continuously align budget and national priorities through institutionalizing the citizens budget and strengthening planning capacities to design and formulate deeper economic restructuring measures, build statistical and planning systems for evidence-based planning, implementation, monitoring and evaluation. Currently, planning, monitoring, evaluation and reporting processes, including on the SDGs and other development processes, have been affected by weak capacities of key national institutions and lack of current data in the majority of sectors. The National Statistical System (NSS) is weak. Timely availability and delivery of appropriately disaggregated data remains a challenge. In order to improve the state of evidence-based planning, the UN will provide comprehensive support towards building capacities of key institutions and relevant sector ministries. The UNDAF will further support the implementation of the National Strategy for the Development of Statistics (NSDS) to improve timely collection of data, utilization of data in development and human rights planning, implementation, monitoring and evaluation ensuring the availability of timely, reliable and relevant data, disaggregated by social, economic and demographic characteristics, at national and sub-national levels, will be a priority

Complementing the upstream strategic work, the UN will support interventions aimed at enhancing the productive and entrepreneurship skills of vulnerable groups to engage in the economic growth and transformation process. This is in response to the high level of unemployment observed, especially among the youth and women at around 38% and 38.3% respectively. These are both much higher than men unemployment rate at 20.9%. A stable macroeconomic

environment, robust enforcement of the rule of law, a skilful population and availability of basic infrastructure are essential elements for private sector-led growth. Thus through the above UNDAF support, a solid foundation for the active participation of the private sector in national development consistent with the objectives of vision 2020 will be laid.

Promotion of good governance and respect for human rights are requisite pillars for ensuring sustainable development and the building of a resilient nation. In support of good governance, UN will provide strategic support in building capacity to implement reforms and legislations to ensure rule of law that guarantees people their human rights, such as access to justice, right to equality and non-discrimination, gender equality, basic social services and democratic participation in decision-making processes. The support will also strengthen national institutions such as the Ministry of Justice, National Assembly, The Gambia Police Force (GPF), the Alternative Dispute Resolution Secretariat (ADRS), and the National Agency for Legal Aid (NaLA), as well as the Gambia Immigration Department (GID), among others, to coordinate, monitor, evaluate and report on the implementation of international human rights obligations to international human rights mechanisms. The UN will also encourage the establishment of an independent national human rights institution for the promotion and protection of human rights in The Gambia as well as a national mechanism (state organ set-up within the Ministry of Justice) for reporting to the human rights mechanisms and follow-up on the recommendations of those human rights mechanisms. The UN will provide support to strengthen capacities of civil society, including youth, women and media to promote participation in decision-making, provide training at the decentralized levels, and strengthen access to justice for children as well as support for advocacy actions on key barriers to development such as FGM, child marriage,

and other gender based violence against women and girls.

## STRATEGIC RESULT 2: HUMAN CAPITAL DEVELOPMENT

Over the past 15 years, the country has made tremendous strides in improving human capital, leading to the achievement of two relevant MDGs<sup>2</sup> - access to education and reducing child mortality. The gains are also reflected in the Human Development index (HDI) of the country, which increased from 0.383 to 0.441 during the period 2000 to 2013. Yet, The Gambia still faces human development related challenges, chief among which are in the areas of human resource capacity, weak monitoring mechanism (especially timely data collection), poor quality of services provided at all levels and inequitable access to these basic social services.

To consolidate the gains made and break new grounds in lagging areas such as nutrition, maternal health, sexual and reproductive health, sanitation and hygiene, continuity of service during emergencies, UN support will be delivered under five (5) strategic outcomes. These outcomes are expected to enhance equitable access to quality and relevant education, WASH, quality health for all, access to quality nutritious services, and access to social protection services, gender equality and enhanced youth engagement and participation. These will contribute to the achievement of SDGs 2, 3, 4, 5 and 6<sup>3</sup>.

Statistics published by the Ministry of Basic and Secondary Education show that for 2016, Gross Enrolment Ratio (GER) for Lower Basic School has increased to 104% while the gender parity at the primary level was at 1.05

2 Goal 2 and Goal 4 while Goal 3, 5 and Goal 7 have mixed results. Goal 6 is not achieved.

3 Goal 2. End hunger, achieve food security and improved nutrition and promote sustainable agriculture; Goal 3. Ensure healthy lives and promote well-being for all, at all ages; Goal 4. Ensure inclusive and equitable quality education and promote lifelong learning opportunities for all; Goal 5. Achieve gender equality and empower all women and girls; and Goal 6. Ensure availability and sustainable management of water and sanitation for all.

in favour of girls. Primary completion rates have almost doubled between 1990 and 2016 (from 44% to 75%). Similarly, progress is being made at the Early Childhood Development (ECD) level, as enrolment has steadily increased over the past 4 years from 36.5% to 45.8% in 2016. It is important to note that there is a gender balance in admissions with more girls (46.1%) attending ECD than boys (44.8%), mirroring the progress that has been made at the lower basic cycle in relation to gender balance. The focus going forward is to scale up participation rates and performance equitably across groups and regions.

There is marked differences in access to education across the regions mirroring the regional poverty patterns. For instance, Region 1 and 2<sup>4</sup>, where poverty rates are lowest, have the highest enrolment and completion rate of students at the lower basic cycle. Almost 100% of students who enter grade 7 complete grade 9 in Region 1, less than 25% of students who enter grade 7 complete grade 9 in Region 6. A similar trend is observed in upper basic and secondary school level. Furthermore, Tertiary and Technical Vocational Education Training (TVET) completion rates are still too low.

Only 3.8% of students taking the West African Senior Secondary Certificate Examinations (WASSCE) in 2016 obtained credits in five core subjects including English and Mathematics. As a result, The Gambia ranks among the bottom performers at the WASSCE in terms of success rate; with Ghana and Nigeria having success rates of around 10% and 20%, respectively. Similarly, only 11% of the labour force (15-64 years) has had vocational training (LFS, 2012), while close to 49% of the labour force has no formal education. This is extremely low for a country that aims to achieve middle-income status within a decade.

Inadequate diversification and shortage of skills, including entrepreneurship skills remain challenges. Close to 60% of the labour force has no formal education. According to the 2012 Gambia Labour Force Survey, only 10.9%

of the population of 15 years and older had received some vocational training qualification. Adult literacy rate remains low at 51%. These have limited the opportunities for employment and ability to move into more lucrative sectors such as industry/manufacturing, telecommunications, and banking & insurance (the three sectors with the highest value added per worker). Another challenge is that technical and vocational skills development suffers from weak links with the market. Even after graduating the skills needed in work life might be lacking. Academic education is often preferred to technical skills acquisition by the youth due to this weak linkage. As part of these efforts to address this skills gap, young people will be equipped with the skills needed to meet market demand, build a strong human capital base, and promote sustained growth and Transformation.

The UNCT, in collaboration with the government and other development partners, will support equitable access to quality and relevant education, including early childhood development (ECD). These will be achieved through the establishment and/or rehabilitation of schools and training institutions thereby bringing education closer to the population and help to integrate education services for pre-school children with other key development areas such as cognitive development through stimulation and nutrition. In these interventions, specific emphasis will be placed on under-served regions, women and disadvantaged groups. School children with special needs will be supported and school-friendly environments promoted across the whole spectrum of education and training to enhance active participation and increased opportunities. Teacher training systems and programmes will be strengthened to provide students/children with quality education.

Of recent, heavy downpours and wind storms damaging classrooms, learning materials and WASH facilities have become more common. There is need to put in place measures to ensure continuity of education during adverse weather period. To further improve on the learning environment, UN will support the provision of improved gender sensitive sanitation facilities including girl's hygiene

4 Region 1 = Banjul and Kanifing; Region 2 = Brikama; Region 4 = NBR; Region 5 = Mansakonko; Region 6 = Jangjangbureh; Region 7 = Basse





units and facilities for the differently-abled students, hand washing facilities, improved water source for drinking and promotion of hygiene behaviours. Although a good number of schools have access to improved water source, adequate sanitation remains a challenge. Increasing efforts to achieve 100% sanitation coverage for school is crucial as lack of sanitation and hygiene facilities that cater to the gender needs of adolescents can contribute to a reduced willingness for girls to attend school (at the upper basic and secondary levels). The Government, in collaboration with the UNCT and other partners, is committed to implementing a transitional program leading to a sustainable home-grown school feeding programme to improve learning outcome and attendance.

The capacity of the education sector would be strengthened to increase awareness and preparedness for continuity of education service delivery during emergency and to design and implement rights based community- and school-based comprehensive sexuality education programmes, which aim to reduce gender based violence, teen pregnancies, and sexually transmitted diseases including HIV/AIDS. Further, emphasis will be placed on mainstreaming gender equality in journalism education through capacity building of journalism institutions on a national level at large, with a focus on young women. Strengthening regulatory and accreditation

framework for TVET and access to quality and relevant technical and vocational skills for enhanced employability will also receive attention. This will help transform the labour force, both in rural and urban areas, to match the needs of the economy and to address the issues of migration, particularly illegal migration amongst the youth.

Similar to education, The Gambia has made significant progress in health service delivery. Maternal and Child Health and Nutrition Coverage is high in The Gambia. According to the 2013 DHS, coverage of at least one antenatal visit is at 99%, immunization rate is at 76%, and vitamin A supplementation at 69%. Notwithstanding these impressive performances, major challenges include low contraceptive prevalence rate (9%), access to skilled birth attendance, comprehensive emergency obstetric care and post-natal care, and all major and interlinked determinant of maternal survival. The inadequate and disproportionate distribution of facilities providing emergency obstetric care services is a major cause of maternal mortality. Frequent disease outbreaks continue to challenge the capacity of the health system to respond. In 2015, there was an outbreak of measles in the West Coast Region affecting at least 100 people (in the 9 months to 15-year age category); and 79 meningitis cases with 19 deaths were also reported. Malaria is endemic in all the regions in The Gambia. However,

there has been a reduction of incidences in the under-fives age group from 4% in 2010 to 0.1% in 2015 in URR and CRR attributed to the Seasonal Malaria Chemoprevention (SMC) mass drug administration.

Analogous to the world-wide trend, Non-Communicable Diseases (NCDs) such as cardiovascular diseases (mainly heart disease and stroke), cancer, and chronic respiratory diseases are increasingly becoming a major public health challenge, undermining socio-economic development in The Gambia. Some progress has been made in reducing morbidity and mortality related to HIV and AIDS due to significant progress made in the scale up of comprehensive HIV treatment and decline in new infections. UNAIDS estimates that the HIV/AIDS epidemic can be ended as a public health threat in the country by 2030. However, in The Gambia, additional efforts are required to achieve universal access to a comprehensive prevention, treatment and care package. One of this will include addressing the high attrition of skilled and increase the number of health professionals graduating from health training institutions.

Consequently, during this programme period, the UN in partnership with government will focus on building capacity of the health system through strengthening Primary Health Care (PHC), support the attainment of universal health coverage, provision of contraceptives and maternal lifesaving drugs, ability to respond to emergencies and NCDs, access to immunization services as well as scaling up of Emergency Maternal, Obstetric, Neonatal and Child Care services nationwide. Support will also focus on building national capacities to detect and respond to disease outbreaks in a timely manner; coordinate comprehensive and quality HIV/AIDS prevention, treatment, care support services including access to Prevention from Mother to Child Transmission (PMTCT), early infant diagnosis, paediatric care, and integration of HIV/Aids in maternal and reproductive health services. In addition, the UNDAF seeks to increase national capacity to conduct evidence-based interventions for incorporating adolescent and youth sexual and reproductive health services including

family planning into national policies and programmes.

The prevalence of under nutrition among children under five years of age in The Gambia in all its forms has not improved over the past decade and is actually worsening. The current estimates of stunting 22.9% (18.2% for boys and 17.3% for girls) and wasting 10.3% (9% for boys and 7.8% for girls) (SMART<sup>5</sup> 2015) are higher compared to those reported by MICS in 2000 where stunting was 19.1%, and wasting 8.2%. The prevalence of underweight also shows the same trend with the SMART 2015 reporting 21.6% of the children classified as underweight while it was 17.1% in 2000 (MICS 2000). The prevalence of micronutrient deficiency disorders particularly iron, vitamin A and iodine in the country ranged from mild to moderate. For instance, anaemia affects 67.9% of pregnant women, 62.5% of lactating mother and 58.2% of women that are neither pregnant or lactating, while 72.8% of children are anaemic. The Gambia is also faced with a double burden of malnutrition with the emergence of non-communicable diseases such as diabetes, hypertension and cancers as a result of change in dietary habits and lifestyle.

Furthermore, the estimated minimum national dietary energy intake of 1,770 calories per person per day is below the WHO recommended minimum requirement of 2,200 calories per person per day. Most women in rural areas are constantly energy-deficient because of poor dietary habits, heavy workloads and frequent infections. Children under five are vulnerable to malnutrition because of poor feeding practices, inadequate care, poor environmental sanitation and exposure to infections. Although breastfeeding is universally practiced in The Gambia, only 48% of mothers of children 0-6 months practice exclusive breastfeeding. For children 6-23 months, only 8% are fed in accordance with the three core Infant and Young Child Feeding (IYCF)<sup>6</sup>.

5 Standardized Monitoring and Assessment of Relief and Transition (SMART)

6 (DHS 2013)

UNDAF intervention in this result area will seek to enhance nutritional status of the population, especially in regions where prevalence reaches critical levels, through equitable nutrition-specific and sensitive services. The support will focus on strengthening coordination and capacity of government partners to promote optimal infant and young child feeding practices, improving maternal nutrition, improving access to care and hygiene practices, dietary diversity and public awareness. Furthermore, UN support will strengthen research and knowledge management capacities of government agencies. The UNDAF will also support the increased production and utilization of nutrient-rich crops.

Over the past 15 years, there have been tremendous efforts made to increase access to improved water supply surpassing the MDG target. The proportion of the population using improved water sources for drinking was estimated at 91% in 2013 (DHS, 2013). Results of the 2013 DHS show that less than 40% of the population has access to improved sanitation that is not shared with other households. It also maintains that only 1.8% of the population nationally (3.5 % of the rural population) practice open defecation.

Significant institutional capacity constraints exist in WASH programme implementation requiring training of senior & middle management level personnel in government and civil society. Vocational training for artisans and technicians in the creation of sanitary facilities and equipment should also be considered. Noting the progress achieved in improving access to safe drinking water and sanitation, concerns remain that access by the population in rural areas to safe drinking water and sanitation remains inadequate. Equity in WASH is important, not only because the poorest households are least able to invest in their own facilities, but also because they have the most to gain due to their heightened vulnerability to adverse health outcomes. Therefore, the UN will support Community Approach to Total Sanitation for ending open defecation and increasing demand for improved sanitation services, increase access to water for the poorest and most vulnerable households, and support implementation of policies that will lead to increased spending and sustainability of water and sanitation services.

In The Gambia, the current social protection mechanism is characterized by limited access, fragmented initiatives, and non-





inclusive and unsustainable social protection services resulting to less than optimal service satisfaction, particularly for rural populations. While services generally provide important support to the poor and vulnerable groups, the majority of interventions are short-term and emergency-oriented, with limited reach in terms of coverage. The country has no national health insurance programme or crop insurance programme for farmers despite the prevalence of weather-related risks. The government pension scheme covering civil servant is inadequate and cannot cater for the barest needs of most pensioners. Social security benefits exclude the bulk of informal sector employees who lack unemployment insurance and paid maternity benefits. The social protection legislative framework has notable gaps, including the absence of a national minimum wage or mandatory disability benefit provision. Social protection support is inadequate for most of those in need including the extreme poor, migrant families and other vulnerable groups.

In the absence of well-developed functional social protection arrangement, most communities and families draw support from a range of informal social protection mechanisms based on extended family and

community ties in the face of shocks and chronic poverty. The Social Protection Policy (2015-2025) seeks to address the above lapses and weaknesses through greater transparency and better targeting of social protection schemes. This policy will build on the gains of the MDGs and incorporates the imperatives of appropriate SDGs, especially SDGs 1, 2, 3, 4, 5 and 8, relating to human capital development.

UNDAF will explore adopting a standardized and integrated system in the implementation of the new Social Protection Policy in The Gambia, through scaling up technical, financial and advocacy support to the Government. In addition to the UN support to government, non-state and community-based social protection providers (e.g. credit unions, local financial associations, Community Child Protection Committees, etc.) will be strengthened to advocate, inform, educate and drive the social protection agenda, and inform policy planning and legislation for decision-making.

Protecting children from violence, exploitation and abuse is an integral component of protecting their rights to survival, growth and development. In 2015 managing child protection shifted away from project and

issue based approaches to a system wide approach. The first ever national child protections strategy (2016-2020) was developed, validated and finalized following a mapping of the system in 2013. The Strategy is underpinned by the vision of “A country where all children receive comprehensive protection that contributes to the achievement of their full potential, and participate in their own protection from risks of violence, abuse, neglect and exploitation”.

Albeit the firm government commitment to protection of children in The Gambia as evidenced by the signing of key international instrumentals geared towards the protection of children and the availability of domestic legislation such as the Children’s Act 2005 and the recently amended Women’s Act which criminalizes the practice of FGM/C, a mapping exercise identified a range of child protection risks and concerns. The major issues identified are child marriage, violence against children (including in the form of “discipline”), female genital mutilation and cutting (FGM/C), and the worst forms of child labour. Other identified problems include; sexual abuse of children, whether at home, in the community or through tourism; vulnerable children, including those orphaned by HIV/AIDS, not living with their parents; children in conflict or in contact with the law and discrimination against children with disabilities. The rate of birth registration is high with 72% of children under 5 having their births registered.

Women and girls continue to be disadvantaged due to socio-cultural norms and practices, as well as discriminatory provisions in customary law. The nation’s gender inequality is indexed at 143 of 155 countries (2014) despite the closure of the gender gap in primary education. Yet, the potential of girls aged 15-19 years is impeded by early marriage (23.8 per cent) with 18 per cent of these girls giving birth, resulting in girls being forced to leave school despite the legal prohibition of withdrawing girls from school for the purpose of marriage. Incidence of female genital mutilation; a manifestation of gender-based human rights violations aimed at controlling women’s sexuality and autonomy that adversely affects women and girls’ sexual

and reproductive health remains high with 76 per cent of women and girls aged 15-19. However, the recent legislation prohibiting the practice might have positive impact and reduce the prevalence of FGM. Limited access to reproductive health information and youth-friendly health services contributes to the phenomenon and twice as many girls aged 15-19 get pregnant in rural areas than girls in urban areas (24 per cent versus 12 per cent).

Accordingly, this UNDAF will increase capacity of Government and civil society organizations to design and implement comprehensive programmes to reach marginalized youths and adolescent girls including those at risk of gender-based violence.

### **STRATEGIC RESULT 3: SUSTAINABLE AGRICULTURE, NATURAL RESOURCES, ENVIRONMENT AND CLIMATE CHANGE MANAGEMENT**

The Gambia has limited land resources of which only about 54% of the total land area or about 558,000 Ha is cultivable. The country is also one of the Sub-Saharan African countries most affected by land degradation and deforestation. The agricultural and natural resource sector comprising of crops, livestock, fisheries and forestry production is one of the key drivers for economic growth in The Gambia. Overall, it employs about 70% of the labour force, contributes 26% of the GDP and meets 50% of food needs (cereals). Thus, the sector holds great potential for increased production, productivity and integration with other sectors, notably tourism and industry. In recognition of these potential, the sector has always been a focus and major plank of national development blue prints formulated by government including GNAIP (2010-2015). Agriculture in particular provides the biggest employment potential for the youth, and it offers substantial untapped potential for growth.

The challenge however has been to transform the sector into a modern and market-driven one with a diversified production

base, efficient value chains and resilience agriculture. This is so given that the sector utilizes low technology, depends highly on the climate conditions with erratic and declining rainfall making Gambian agriculture very risky. Since the 1960s, crops yields have decreased by as much as 30%. The yield of some major crops fluctuates as much as 100% from year to year. Decrease in yields has also been attributed to low use of improved technology, declining fertility of soils and climate variability. As a result of the low levels of production and other associated services, only 18% of Gambian households are considered to be food secure while the national malnutrition prevalence rate of 10.3% verges on emergency level in terms of severe malnutrition. Even though The Gambia has significant market access opportunities as a member of ECOWAS and a party to several market access agreements, both regional and international, the country needs to achieve the desired product competitiveness by adding value to its exports through processing, quality assurance, packaging and labelling. To surmount this challenge, The Gambia must invest and encourage research in processing technologies for critical raw materials such as groundnuts, cashew, sesame, mangoes and others.

The UNCT in collaboration with development partners will strengthen the institutional capacity in development of policy, programming, sex-disaggregated agricultural statistics compilation, gender-responsive



extension and research works to support value chain development particularly of cereals (rice and maize), horticulture, livestock (poultry and small ruminants), groundnuts and fisheries for enhanced exports, income and food security. Support will also be provided to enhance address policy, legal and organizational frameworks relating to access to land and other productive resources including fisheries and forests; and delivery of services. Support to expand irrigation capacity, particularly surface (tidal) and underground water to ensure year-round agricultural production. Efforts to transform agriculture from subsistence to a more formally integrated system of agricultural production and commercialization, smallholder value chains using appropriate and sustainable technologies would be pursued to create decent employment and livelihood opportunities. There is need to tie education, particularly Technical and Vocational Education and Training (TVET), to agriculture to drive the transformation process to light industrialization. The reforms would make concerted efforts to improve women's access to and ownership of productive resources, especially land, in order to enhance their agricultural production and productivity for income generation and food security. To ensure ready and reliable markets for agricultural produce, efforts will be made to link agriculture to the tourism sector. These support will contribute to the Sustainable Development Goals (SDGs) 1, 2, 3, 5 as well as 6, 12, 13<sup>7</sup> and to some extent SDG 14.

There are many environmental problems such as salt water intrusion, coastal erosion, deforestation, desertification, and loss of natural resources. Areas still covered by trees are the regions of south of The Gambia River, the shrubby savannah and woodlands. These areas are experiencing fast decrease of over 97,000 hectares in forest cover to other land uses. Demand on fuel wood, timber and pasture/grazing land require that 30% (or 200,000 hectares) of total arable land area remain as forests.

7 SDG 13 combatting climate change and its impacts

The Gambia remains committed to sound natural resources management in keeping with the Vision 2020, the revised Agriculture and Natural Resources (ANR) Strategic Plan (Strategic Plan 2015 - 2019) and the global development agenda, SDGs 13 and 15<sup>8</sup>. Accordingly, the overall objective of the Plan is to ensure that the environment and natural resources (including water, forest and wildlife) are managed and utilized sustainably while mitigating and adapting to the impacts of climate change. The Plan aims to build on the 1977 Banjul Declaration, the first policy statement on the need for environmental conservation in the country.

The objective of UNDAF support in this area is to achieve sustainable, inclusive and integrated natural resource management (NRM) and development through adoption of appropriate NRM policy frameworks, investment plans, and guidelines, which also promote participation of both men and women in the management of natural resources, while supporting the development of appropriate human and institutional capacities and tools for decision making to support policy implementation. All such instruments must mainstream climate change mitigations and adaptation. UNDAF support under this result area will focus on refining NRM policy instruments, building capacities of national institutions and stakeholders for appropriate and gender-responsive NRM practices in The Gambia, including sustainable community forestry management initiatives.

In the areas of climate change and disaster risk management and by virtue of its geographical position, The Gambia is exposed to frequent occurrence of several hazards, particularly drought, flood, windstorms, forest fires, and pest infestations, which in some cases cause large-scale destruction and significantly disrupt lives and livelihoods. This phenomenon is further exacerbated by climate change. The low-lying topography, inadequate drainage and storm water management system in a context of rapid un-regulated urban expansion



has placed The Gambia among those countries most vulnerable to climate change. It is predicted that rainfall will be declining and will become more erratic as temperature rises. According to the validated National Climate Change Policy (2015), a one-meter rise in sea level will inundate about 8.7% of the Gambia's total land area,

Although drought, flood, windstorms are natural phenomenon, their ensuing impacts on lives and livelihoods are considered to be the result of poor planning and weak institutional support systems. There is weak capacity to undertake risk assessments and vulnerability analysis to establish the probability and possible impact of hazards on women and men, livelihoods and sectors. Furthermore, inadequate mainstreaming of environment, climate change and Disaster Risk Management (DRM) into development plans and policies have created policy gaps, limited institutional preparedness to deal with humanitarian effect of disasters and low levels of risk awareness especially at the community level. In addition to the challenges above, inadequate functional waste collection and disposal system is a major challenge in The Gambia. Due to the limited capacity of local government authorities to collect and appropriately dispose waste, people resort to open burning and indiscriminate dumping, resulting to health, flooding and other environmental risks in many places.

The Gambia heavily relies on fossil fuel for power generation and forest resources for cooking. The use of other sources of energy

8 SDG 15 on the protection, restoration and promotion of sustainable use of terrestrial ecosystems, sustainably manage forests and combat desertification, halt and reverse land degradation and halt biodiversity loss

such as renewable energy (solar, wind and bio-waste, etc.) in meeting the energy needs of the country has been limited over the years. This is due to limited awareness of the potential of renewable energy, high initial cost of setting up of renewable energy systems, low expertise in the installation and maintenance of the technology as well as the low acceptability. Thus, more than 80% of residents in The Gambia cook with either charcoal or firewood.

Existing land use plans are outdated and not adequately monitored to ensure compliance because of limited institutional capacity. The land cover and land use maps for the whole country were last updated in 1989. This problem couple with the effect of rapid urbanization, which exerted pressure on the existing and dilapidated infrastructure, result to unplanned and uncontrolled settlements. These among other factors are causing fast reduction of the forest resources thus exposing the country to the effects of deforestation and eventually desertification.

Government and the UN System under the current UNDAF will continues to provide valuable assistance to disaster management agencies on climate change, early warning and surveillance system. This will also assist in the development of decision making tools for environmental management. It will also build capacities in the areas of policy formulation and strategic planning at national, regional and local levels to improve environmental

protection, climate change mitigation and adaptation mechanisms. UNDAF will support policies and programs relating to waste management, land use planning, climate change mitigation and adaptation.

The UN System will also support the government in the mobilization of resources to respond to disasters, particularly with respect to accessing funds under the multilateral environment agreements and through the preparation of bankable projects for public education and awareness on environmental management, advocacy on climate change and disaster risk reduction to minimize their negative impacts. Finally, the UN will support the identification, development and implementation of resilience and adaptation strategies, and build early warning systems based upon district level contingency planning structures.





**TABLE 1. STRATEGIC RESULT AREAS, UNDAF ASSISTANCE AND EXPECTED UNDAF OUTCOMES**

| Priority Assistance Areas   | UNDAF Assistance and Expected UNDAF Outcomes  |
|---|---|
| <b>Strategic Result 1: Governance, Economic Management and Human Rights</b>   |   |
| <p>UNDAF for the period will continue to support efforts and initiatives aimed at strengthening national institutions responsible for economic and financial management for the attainment of economic stability, inclusive and sustainable growth. These reforms will guarantee people their human rights, access to basic social services, promote rule of law, accountability, equal access to justice, gender equality and democratic participation in decision-making.</p> | <p><b>Outcome 1.1: Sustainable Economic Management</b></p> <p>By 2021, accelerate inclusive and sustainable economic growth to reduce poverty and inequality for the vulnerable groups.</p>   |
|   | <p><b>Outcome 1.2: Governance and Human Rights</b></p> <p>Institutional reforms implemented to ensure rule of law and guarantee people their human rights, such as access to justice, gender equality, basic social services and democratic participation in decision-making processes.</p> |
| <b>Strategic Result 2: Human Capital Development</b>  |   |
| <p>Education and health care services with a special focus on raising quality and accessibility. Improved equitable access to water, sanitation and hygiene as well as social safety nets, nutrition, child protection and HIV/AIDS care services with special focus on most vulnerable. Improve gender equality and promote youth access to reproductive health services.</p>  | <p><b>Outcome 2.1: Education</b></p> <p>Increased access to inclusive and equitable quality and relevant education for all with special focus on the most vulnerable.</p>   |
|   | <p><b>Outcome 2.2: Health</b></p> <p>Increased equitable access to quality health for all including the most vulnerable.</p>  |
|   | <p><b>Outcome 2.3: Nutrition</b></p> <p>Increased equitable and quality access to nutrition specific and sensitive services including the most vulnerable.</p>  |

| Priority Assistance Areas   | UNDAF Assistance and Expected UNDAF Outcomes  |
|---|---|
|   | <p><b>Outcome 2.4: Social Inclusion and Protection</b></p> <p>Access to integrated, inclusive and sustainable social protection services for vulnerable groups through a social protection framework in line with international standards increased.</p> <p><b>Outcome 2.5: Youth and Gender</b></p> <p>Women and youth empowerment promoted to reduce gender disparities, gender-based violence, access to decent employment opportunities and ensure effective participation in national development.</p> |
| <b>Strategic Result 3. Sustainable Agriculture, Natural Resources, Environment and Climate Change Management</b>  |   |
| <p>Priority Support area</p> <p>Integrated Agricultural production and productivity as well as commercialization for inclusive growth and food security</p> | <p><b>Outcome 3.1: Agriculture and Food Security</b></p> <p>Sustainable agricultural production and productivity increased for enhanced food security, nutrition and income generation for all in rural and urban areas</p> <p><b>Outcome 3.2 Natural Resources &amp; Environment Management</b></p> <p>Sustainable, inclusive and integrated natural resource and environment management enhanced for food security, income generation and safe environment</p>  |
| <p><b>Priority Assistance Areas</b></p>   | <p><b>UNDAF Assistance and Expected UNDAF outcomes</b></p>  |
| <p>Mainstream climate change in our environment and disaster risk management policies</p>   | <p><b>Outcome 3.3: Disaster Risk Management</b></p> <p>Effective national DRM system is in place to strengthen vulnerable communities (men and women) resilience to adverse shocks</p>  |

## Section 3

# Estimated Resource Requirements

The UNCT will continue to mobilize resources and forge effective partnership in a coherent manner for the implementation of the UNDAF 2017-2021. The UNCT will harness its comparative advantages and networks to establish and promote partnerships between the Government of

The Gambia, the UN System, development partners, civil society and the private sector, anchoring all its efforts on national priorities and global agreements such as SDGs. Indicative resources available for the UNDAF 2017-2021 implementation are estimated at USD 209.131 million.

| UNDAF Outcomes / UN Agencies                    | UNDP      | UNICEF        | UNFPA       | WHO          | WFP          | FAO           | UNESCO       | UNAIDS | UNHCR       | UNCTAD     | UNIDO       | UNEP | OHCHR     | UNODC     | ITC         | UN HABITAT | IOM        | ILO       | Total          |
|---|-----------|---------------|-------------|--------------|--------------|---------------|--------------|--------|-------------|------------|-------------|------|-----------|-----------|-------------|------------|------------|-----------|----------------|
| Not yet specified                               |           |               |             |              |              |               |              |        |             |            |             |      |           | 55        |             |            |            |           | 55             |
| 1: Sustainable Economic Management              | 14        |               |             |              |              |               | 35           |        |             | 100        |             |      |           |           |             |            |            |           | 14,135         |
| 2: Governance and Human Rights                  | 9,5       | 1,126         |             |              |              |               |              |        |             |            |             |      | 15        |           |             |            | 1          |           | 11,641         |
| 3: Education                                    |           | 3,794         | 3,1         |              | 1,069        |               | 1,277        |        |             |            |             |      |           |           | 6,1         |            |            |           | 15,34          |
| 4: Health                                       |           | 7,072         | 6,5         | 1,635        | 10           |               |              |        |             |            |             |      |           |           |             |            |            |           | 15,217         |
| 5: Nutrition                                    |           | 3,809         |             |              | 1225         | 50            |              |        |             |            |             |      |           |           |             |            |            |           | 5,084          |
| 6: Social Inclusion and protection              |           | 3,351         |             |              | 50           |               | 20           |        | 3,75        |            |             |      |           |           |             |            | 5,5        |           | 12,671         |
| 7: Youth and Gender                             |           | 4,503         | 5,9         |              |              |               |              |        |             |            |             |      |           |           |             |            |            | 25        | 10,428         |
| 8: Sustainable Agriculture and food security    |           |               |             | 125          | 400          | 12,309        |              |        |             | 50         |             |      |           |           | 4,3         |            |            |           | 17,184         |
| 9: Natural Resources & Environment Management   |           |               |             |              |              | 6,053         | 40           |        |             |            |             |      |           |           |             |            |            |           | 6,093          |
| 10: Climate change and Disaster Risk Management | 31,5      |               |             | 283          | 180          | 100           | 75           |        |             |            | 14,2        |      |           |           |             |            |            |           | 46,338         |
| <b>Total (US\$)</b>                             | <b>55</b> | <b>23,655</b> | <b>15,5</b> | <b>2,043</b> | <b>2,934</b> | <b>18,512</b> | <b>1,447</b> |        | <b>3,75</b> | <b>150</b> | <b>14,2</b> |      | <b>15</b> | <b>55</b> | <b>10,4</b> |            | <b>6,5</b> | <b>25</b> | <b>209,131</b> |

The table above provides estimates of the funds (in '000 US Dollars) that United Nations agencies plan to raise and make available in support of each UNDAF outcomes in their respective country Programmes or projects. These figures are only indicative.

# Section 4

## Implementation/Coordination Arrangements

Successful implementation of the UNDAF largely depends on the capacity of the government at all level to lead and implement the specific activities. The UN recognizes that this UNDAF, which is the first in a series to implement the SDGs, will not be able to deliver results on the ambitious agenda without strong political will. The United Nations Agencies will deliver UNDAF programmes and projects using the “Delivering as One” (DaO) approach. DaO is a strategic planning and implementation approach that allows the UN system to support the development agenda of host countries in a more coherent, consistent and complementary manner. The approach enhances focus and increases the chances of achieving goals. DaO has the following advantages for its various stakeholders:

- For the Government, it increases national ownership and leadership, for international development partners, it ensures more efficient use of partners’ resources and effective coordination. For implementing partners, it enhances inclusiveness and effective sector coordination. Lastly for the United Nations, it enhances integrated policy solutions and responses to development challenges, minimize duplications and ensures more effective integration and use of non-resident agencies.
- The Standard Operating Procedures (SOPs) provide guidelines for DaO implementation. For a country to be DaO it has to make that political statement. While it does not have to implement all of the pillars of SOPs outlined below, it should progressively adopt them as it sees appropriate. It is found that some non-DaO countries, such as The Gambia, are implementing more of the SOPs than some

official DaO countries. The five pillars of the SOPs are: One Leader, One Programme, One Common Budgetary Framework (CBF), Operating as One and Communicating as One.

To this end, the UNDAF implementation would be guided by the following principles:

### PARTNERSHIPS

United Nations Agencies will work in close partnership with the Government of The Gambia in the implementation of programmes and projects under this UNDAF in line with the SDG 17 principle<sup>1</sup>. The partnership mechanism would be broad based involving key stakeholders such as multi-lateral and bi-lateral agencies, NGOs and civil society organizations (especially those representing women, vulnerable groups and communities), scientific institutions and, where appropriate, the private sector. This cooperative approach to programme implementation and review will strengthen mechanisms for input, feedback and social contracting.

### COORDINATION

In order to avoid duplication, enhance synergy, mobilize resources effectively, and multiply the impact of UNDAF programmes and projects results, the UNDAF would be implemented through national systems and structures. The Government will provide lead role in coordinating these efforts through active leadership and participation of established integrated national structures such as the PAGE II Implementation Steering Committee, the Programme Coordination Group, and the Programme Monitoring & Evaluation

<sup>1</sup> Strengthen the means of implementation and revitalize the global partnership for development (Partnerships for the Goals)

Committee and the Technical/Results' Working Groups. In the event of a major emergency; the UN Resident Coordinator will lead the UN response/assistance to the government, using guidelines provided through the Inter-Agency Standing Committee (IASC).

The above principles are adopted to promote simplicity, efficiency and effectiveness and to address implementation complexities highlighted by the UNDAF mid-term review (MTR), 2014. In addition, the following revised institutional arrangements will be put in place:

### **Joint National/United Nations Steering Committee (JNUNSC)**

This Committee will be comprised of the Secretary General and Head of the Civil Service (as chair) and the Resident Coordinator of the UN-system (as co-chair). Other members would include ministers and permanent secretaries of the UNDAF implementing partner ministries, UNCT members, a representative of NGOs and CSOs, a representative of the private sector and development partners. It shall meet at least once a year. The Committee will be supported by the Planning Department of the Ministry of Finance and Economic Affairs as the Secretariat and the Office of the Resident Coordinator will provide administrative and logistical support. The JNUNSC will be responsible for safeguarding the strategic direction and overall coordination of the implementation of the UNDAF. It will ensure effective interface between the different government agencies and the UN system, and ensure effective implementation of recommendations on UNDAF implementation progress. This Committee shall meet at least once a year to receive and consider reports of progress on the implementation of UNDAF.

### **Joint Programme Coordinating Group (JPCG)**

Will comprise Permanent/Deputies Permanent Secretaries of UNDAF implementing partner Ministries, UN Agencies' Heads of Programme, Civil Society and NGOs representatives, and Directors of Planning of relevant ministries.

This body, which will meet at least twice a year, will provide programmatic direction and guidance at all stages of the UNDAF implementation process and shall report to the Steering Committee. The JPCG will coordinate and manage the various programmatic interventions under the UNDAF, including Joint Programming and be the interface between the SC and the Technical/ Results Working groups as well as coordinate annual and final reviews of the UNDAF.

### **Technical/Result Working Groups (T/RWG)**

This group will be comprised of programme, operations and other technical staff at the level of Directors of UNDAF implementing partners across government, UN, NGOs, private sectors and donors. Four T/RWGs, each jointly led by a government ministry and UN Agency, will be established around the three UNDAF Pillars and four Result areas<sup>2</sup>. The Groups shall meet quarterly. These thematic/result groups will be responsible for monitoring the implementation of programmes and activities under the UNDAF outcomes and ensure that agencies work programmes/plans are aligned to the UNDAF outcomes; oversee and arrange joint field visits and other data gathering activities to analyse UNDAF programmes and projects progress; and reports to JPCG.

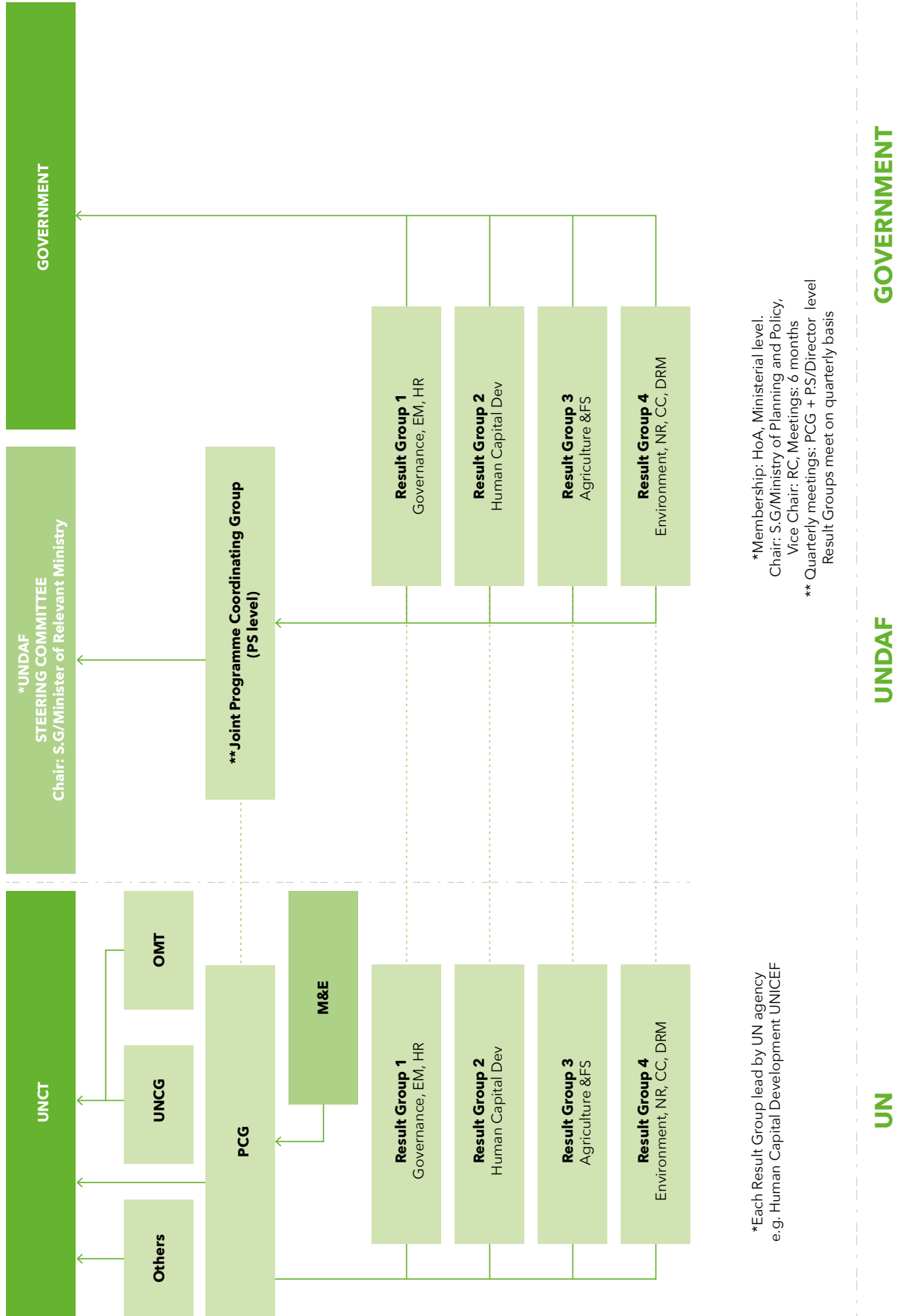
## **COMMUNICATION STRATEGY/ PLAN**

Involvement and participation of stakeholders is enhanced with awareness. Similarly, ownership of UNDAF programme and their eventual sustainability is improved when stakeholders are adequately informed about the programme. Thus, properly communicating the UNDAF is fundamental to its successful implementation and positive impact on the lives of targeted populations. To render the UN-system work more visible especially to its donors and to the general public, a communication strategy/plan for the

<sup>2</sup> The third UNDAF Pillar is divided into two result areas - (i) Agriculture, Natural Resources and Food security, and (ii) Environment, Disaster Risks Management and Climate Change.

UNDAF will be developed. Such a strategy will seek to demonstrate UNCT's support for national priorities, spur advocacy and raise awareness and facilitate discussion on the UNDAF outcomes. To operationalize the

strategy, the UNCG will work closely with IPs using existing media instruments to promote UN values and achievements in the country.



# Section 5

## Monitoring & Evaluation

To ensure that programmes and projects are implemented according to plan and are achieving the desired results, a new unified system of monitoring and evaluation will be used to inform and assess the implementation of this UNDAF. Within the framework of the Joint Work Plan, which is the major tool for UNDAF operationalization, key output and activities will be elaborated. The AWP and the associated matrix for outputs will serve as a tool for improved programming, planning, implementation, monitoring and accountability. It will also provide the UNCT with clarity on budgetary resources, while improving resource mobilization efforts. This approach will provide a clear link between the UNDAF and individual UN agency programmes, serving as a common reference for M&E.

The UNDAF monitoring and evaluation would be integrated into the national monitoring and evaluation systems. Monitoring will track performance at all levels, based on measurable indicators, baseline data and targets as set in the programme monitoring and evaluation framework matrix in Annex I. Furthermore, the monitoring and evaluation system will pay special attention to key risks and assumptions that could threaten the achievement of UNDAF objectives. In addition, the Government and UNCT have prioritized selected SDGs in line with nationally determined priorities for which results need to be reported. Data for indicators, baselines and targets were drawn to a great extent from the MDG Report (2014), National Human Development Report (2015), Demographic Health Survey (DHS 2013) and other national studies and statistical sources. For those indicators for which data could not be accessed from existing sources, particularly new SDGs such as those related to environment, the Government and UNCT

will put in place mechanism to collect data, undertake analysis and reporting.

A monitoring and evaluation (M&E) team, will be responsible for tracking and reporting on overall UNDAF implementation and performance guided by the UNDAF M&E plan. The plan which is an integration of all the UN interventions in the country will help promote a harmonized approach to M&E, improve teamwork, and facilitate joint reviews and reporting. The M& E Group will undertake the activities listed below:

### ANNUAL PROGRESS REVIEWS

The M&E Team will coordinate the compilation, review and preparation of annual progress reports for presentation to the Steering Committee through the JPCG. The UNCT/ Resident Coordinator will present the Annual UNDAF Review to the Government of The Gambia, agency headquarters and other stakeholders, and will include it in the Annual Report of the UNCT.

### MID-TERM EVALUATION (MTE)

The Steering Committee will conduct an independent MTE of the UNDAF in 2019. The MTE will provide UNDAF stakeholders with an opportunity to update strategies and adjust implementation modalities to ensure that UN programmes and projects remain focused on national priorities and the progressive achievement of SDGs. The evaluation will be coordinated with the mid-term country programme evaluations conducted by implementing UN agencies.

### FINAL REVIEW

The Steering Committee will also conduct a final review of the UNDAF in 2021. The final review will assess the progress made toward achieving UNDAF objectives in each of the



three areas of cooperation, based on feedback from UNDAF partners and beneficiaries as well as an independent evaluation, if required. The final review will also describe obstacles that have impeded the achievement of specific outcomes and identify emerging issues and lessons learnt from the UNDAF process to inform future programming in The Gambia and throughout the UN Development Group network.

By the foregoing, UNDAF monitoring and evaluation plan will be designed to gather information for the above reviews and evaluation. Information for annual reviews will be collected and analysed by the UNDAF Technical/Result Working Groups on quarterly basis. The report of this data analysis will inform the meetings and discussions of the JPCG. While the midterm evaluation and the final review may be contracted to external consultant(s) to maintain objectivity, the review process will be coordinated and assisted by the technical working group and JPCG.

The cost of monitoring and evaluation of the UNDAF will consist of:

1. Data collection and analysis by the UNDAF technical/results working groups which may involve field visits, and the facilitation of associated meetings;
2. Recruitment and remuneration of review and evaluation consultants;
3. Preparations, hosting of validation meetings on reviews and evaluation reports;
4. Printing and/or publication of reports;
5. Design of user-friendly reporting Templates and MISs
6. Information dissemination
7. Meetings, forums and seminars

On funding, part of the overall cost associated with UNDAF implementation including administrative, management, monitoring and evaluation, would be covered within the RC budget. Any additional resources required will

be shared among participating UN Agencies and is built into the indicative resource table above.

# Annex 1 UNDAF Results Matrix

## UNDAF PRIORITY 1: GOVERNANCE, ECONOMIC MANAGEMENT AND HUMAN RIGHTS

| Outcomes/Outputs  | Indicators, Baseline, Target   | Means of verification   | Assumptions/ Risks  | Indicative resources by agencies & outcomes ('000 USD)  |
|---|--|---|---|---|
| <p><b>Outcome 1.1</b></p> <p><b>Sustainable Economic Management</b></p> <p>By 2021 accelerate inclusive and sustainable economic growth to reduce poverty and inequality for the vulnerable groups.</p> | <p><b>1. Real GDP growth (2017-2021)</b><br/>Baseline: 4.2% (2015)<br/>Target: 10%</p> <p><b>2. % of population below \$1.25 per day (poverty headcount)</b><br/>Baseline 48.4%(2010)<br/>Target (15%)</p> <p><b>3. GNI Per capita (US\$)</b><br/>Baseline: \$500(2013)<br/>Target: &gt;\$1250(V2020)</p> <p><b>4. Unemployment rate -- (age 18-65)</b><br/>Baseline:<br/>National -29.2%<br/>Rural- 31.1<br/>Urban- 28.4%<br/>M-20.9x<br/>F-38.3<br/>2012 (tbc-IHS2016)<br/>Target:<br/>National -10%;<br/>Rural- 10.3,<br/>Urban- 9.5;<br/>M-6.7x,<br/>F-12.8(tbc-IHS2016)</p> | <ul style="list-style-type: none"> <li>Budget</li> <li>IHS</li> <li>APRs</li> <li>Comprehensive Food Security and Vulnerability Assessments</li> <li>National accounts</li> <li>Labour Force Surveys (LFS)</li> <li>Labour management information systems (LMIS)</li> </ul> | <ol style="list-style-type: none"> <li>1. Stable external / internal political and economic environment.</li> <li>2. Sustained structural reforms</li> <li>3. Availability of timely &amp; quality data.</li> <li>3. Availability of resources and capacity of institutions to absorb them.</li> <li>4. Sustained government's commitment.</li> <li>5. Economic growth faster than population growth</li> </ol> | <p>UNDP - 14,000</p> <p>UNESCO-35</p> <p>UNCTAD-100</p> |

| Outcomes/Outputs   | Indicators, Baseline, Target  | Means of verification  | Assumptions/ Risks   | Indicative resources by agencies & outcomes ('000 USD) |
|--|---|--|--|--|
| <p><b>Outcome 1.2</b></p> <p><b>Governance and Human Rights</b></p> <p>By 2021 Institutional reforms implemented to ensure rule of law and guarantee the protection of the human rights of all including access to justice, gender equality, access to basic services and democratic participation in decision-making processes.</p> | <p><b>1. Governance indices: CPIA (WB)</b><br/>Baseline: CPIA 3.5(2013)<br/>Target: CPIA 4.0</p> <p><b>2. Rate of compliance of The Gambia with its reporting obligations under ratified human rights treaties</b><br/>Baseline 20%<br/>Target 100%</p> <p><b>3. Existence of an anti-corruption commission</b><br/>Baseline: NO<br/>Target: Yes</p> <p><b>4. % of women serving in legislative and executive branches of the Government at all levels (in particular local councils, national assembly)</b><br/>Baseline: NA -9%; LGAs-15%<br/>Target: NA - 30%; LGAs- 40%</p> | <ul style="list-style-type: none"> <li>• UPR Reports</li> <li>• UN Treaty body reports</li> <li>• UN Special procedure reports</li> <li>• National Assembly reports</li> <li>• Gazette</li> <li>• Court register</li> <li>• Legal Aid Agency Reports</li> <li>• Reports by Women Bureau</li> <li>• CSO assessment reports.</li> <li>• Reports from relevant UN bodies and agencies.</li> <li>• Election results</li> </ul> | <ol style="list-style-type: none"> <li>1. Continued political commitment to the governance reform agenda</li> <li>2. Availability of resources</li> <li>3. Existence of independent CSOs and the Media</li> <li>4. Willingness of women to contest and serve LGAs and National Assembly</li> <li>5. Prevalence of negative sociocultural practices</li> <li>6. Availability of quality data</li> </ol> | <p>UNDP-9,500</p> <p>UNICEF-1,126</p> <p>OHCHR-15</p>  |

## UNDAF PRIORITY 2: HUMAN CAPITAL DEVELOPMENT

| Outcomes/Outputs   | Indicators, Baseline, Target   | Means of verification   | Assumptions/ Risks  | Indicative resources by agencies & outcomes ('000 USD)                                       |
|--|--|---|---|--|
| <p><b>Outcome 2.1</b></p> <hr/> <p><b>Education</b></p> <p>Increased access to inclusive and equitable quality and relevant education for all with special focus on the most vulnerable.</p> | <p><b>1. Literacy rate %</b><br/>Baseline: 72% (2013 census)<br/>Target: 85%</p> <p><b>2. Gross enrolment rate at Basic &amp; Sec education levels (2016)</b><br/>Baseline: Lower Basic - 104;<br/>Upper Basic - 66.8, SSS - 44<br/>Target: Basic 100; Sec 70</p> <p><b>3. Existence of an anti-corruption commission</b><br/>Baseline: NO<br/>Target: Yes</p> <p><b>4. Completion Rate at Basic &amp; Secondary Education (2016)</b><br/>Baseline: Basic (Grade 9)-61<br/>Sec (Grade 12) - 36.6%<br/>Target: Basic 100; Sec 70%</p> <p><b>5. Percentage of children attending first grade of primary school with ECD experience</b><br/>Baseline (EMIS 2015): Male - 54%, Female - 46%, Total - 50%<br/>Target: Male - 70%, Female - 70%, Total - 70%</p> <p><b>6. Proportion of disaster affected children attending schools / temporary learning spaces</b><br/>Baseline: 100%<br/>Target: 100%</p> | <ul style="list-style-type: none"> <li>Educational statistics</li> <li>Budgets</li> </ul> | <ol style="list-style-type: none"> <li>Commitment and affordable universal education</li> <li>Change in cultural practices</li> <li>Increased budget spending on education</li> </ol> | <p>UNICEF-3,794</p> <p>UNFPA-3,100</p> <p>WFP-1,069</p> <p>UNESCO-1,277</p> <p>ITC-6,100</p> |

| Outcomes/Outputs   | Indicators, Baseline, Target  | Means of verification  | Assumptions/ Risks   | Indicative resources by agencies & outcomes ('000 USD)                |
|--|---|--|--|---|
| <p><b>Outcome 2.2</b></p> <p><b>Health</b></p> <p>Increase equitable access to quality health for all including the most vulnerable.</p> | <p><b>1. NIMR</b><br/>Baseline: 22 per 1000 (2013)<br/>Target: 15 per 1000</p> <p><b>2. MMR</b><br/>Baseline: 433 per 100,000(2013)<br/>Target: 315 per 100,000 (NHSP2015-2020)</p> <p><b>3. Under (-5) mortality rate</b><br/>Baseline: 54 per 1000<br/>Target: 44 per 1000</p> <p><b>4. Contraceptive prevalence rate (%)</b><br/>Baseline: 9 (DHS2013)<br/>Target: 20</p> <p><b>5. HIV prevalence</b><br/>Baseline: National 1.9%; M-1.7%, F-2.1(DHS2013)<br/>Target: National 0.2% M-0.1%, F-0.3%</p> <p><b>6. Proportion of population using improved water sources for drinking</b><br/>Baseline: 91% (2013 DHS)<br/>Target: 100%</p> <p><b>7. Proportion of population using improved sanitation facilities</b><br/>Baseline: 40% (2013 DHS)<br/>Target: 70%</p> | <ul style="list-style-type: none"> <li>• Health statistics</li> <li>• Health statistics</li> <li>• UNDAF/ NDP annual report</li> <li>• DHS/ MICS surveys reports</li> <li>• Census</li> <li>• Report</li> <li>• DHS/MICS/WHO/UNICEF JMP</li> </ul> | <p>Commitment from MoHSW in addressing issues of maternal and neonatal morbidity and mortality reduction.</p> <p>Health system strengthening (availability of adequate skilled health personal, medical supplies and health technologies, functioning integrated service delivery)</p> <p>High political commitment to NCDs which has been translated into the establishment by the Ministry of Health of a multi-sectoral working comprising different ministries and partners</p> <p>Coordination by UN agencies, Government and major health stakeholders.</p> <p>Human resource capacity</p> <p>Increased budget spending on WASH</p> <p>Change in cultural practices/social norms</p> | <p>UNICEF-7,072</p> <p>UNFPA-6,500</p> <p>WHO-1,635</p> <p>WFP-10</p> |

| Outcomes/Outputs   | Indicators, Baseline, Target   | Means of verification   | Assumptions/ Risks   | Indicative resources by agencies & outcomes ('000 USD)                |
|--|--|---|--|---|
| <p><b>Outcome 2.3</b></p> <p><b>Nutrition</b></p> <p>Increased equitable and quality access to nutrition specific and sensitive services including the most vulnerable.</p>                | <p><b>1. % of children under five years stunted</b><br/>Baseline: 22.9%(2015 SMART)<br/>Target: 18.9%</p> <p><b>2. % of children under five years wasted</b><br/>Baseline 10.3%(2015 SMART)<br/>Target: 8%</p> <p><b>3. Household Dietary diversity score (DDS)</b><br/>Baseline: 3<br/>Target: 6</p> <p><b>4. Proportion of children (0-6 months) exclusively breastfed</b><br/>Baseline: 47.5%(2013)<br/>Target: 52%</p>   | <ul style="list-style-type: none"> <li>DHS/MICS/SMART surveys</li> <li>NaNA surveillance Reports</li> </ul> | <p>Sustained and well-funded nutrition program</p> <p>No major disasters</p> | <p>UNICEF-3,809</p> <p>WFP-1,225</p> <p>FAO-50</p>                    |
| <p><b>Outcome 2.4</b></p> <p><b>Social Inclusion and protection</b></p> <p>Access to integrated, inclusive and sustainable social protection services for vulnerable groups increased.</p> | <p><b>1. % of national budget allocated/spent on social protection programs</b><br/>Baseline: 0.6% (2013)<br/>Target: 1.2%</p> <p><b>2. Proportion of vulnerable population receiving social protection support</b><br/>Baseline: Not available<br/>Target: (+ 30% of base line)</p> <p><b>3. Proportions of schools and early childhood development centres benefiting from school meals</b><br/>Baseline: 42%<br/>Target: 50%</p> <p><b>4. National Capacity Index for resilience, School Meals and Nutrition</b><br/>Baseline: SF - 11 (2015)<br/>Target: SF - 15</p> | <ul style="list-style-type: none"> <li>Budget reports</li> </ul>  | <p>Availability of resources</p> <p>Private sector participation</p>         | <p>UNICEF-3,351</p> <p>WFP-50</p> <p>UNESCO-20</p> <p>UNHCR-3,750</p> |

| Outcomes/Outputs   | Indicators, Baseline, Target  | Means of verification  | Assumptions/ Risks  | Indicative resources by agencies & outcomes ('000 USD) |
|--|---|--|---|--|
| <p><b>Outcome 2.5</b></p> <hr/> <p><b>Youth and Gender</b></p> <p>Women and youth empowerment promoted to reduce gender disparities, gender-based violence and ensure effective participation in national development.</p> | <p><b>1. Prevalence rate of female genital mutilation</b><br/>Baseline: 75%;<br/>Target: 50%</p> <p><b>2. Percentage of girls who are married before the age of 18</b><br/>Baseline: 59%;<br/>Target: 35%</p> | <ul style="list-style-type: none"> <li>• IP Annual Reports</li> <li>• Agency Annual Reports</li> <li>• Survey Reports</li> </ul> | <p>Change in lawmaker's mind-set</p> <p>Stable internal/external political and economic environment</p> | <p>UNFFPA-5,900</p> <p>UNICEF - 4,503</p>              |

## UNDAF PRIORITY 3: SUSTAINABLE AGRICULTURE, NATURAL RESOURCES, ENVIRONMENTAL AND CLIMATE CHANGE. MANAGEMENT

| Outcomes/Outputs  | Indicators, Baseline, Target  | Means of verification  | Assumptions/ Risks | Indicative resources by agencies & outcomes ('000 USD)                            |
|---|---|--|--------------------|---|
| <p><b>Outcome 3.1</b></p> <p>Sustainable agricultural production and productivity increased for enhanced food security, nutrition and income generation in rural and urban areas.</p> | <p><b>1. Food consumption Score</b><br/>Baseline: Acceptable = 82% (Oct 2013)<br/>Target: Acceptable = 93%</p> <p><b>2. Annual average income of farmers</b><br/>Baseline: US\$ 350 (MoA Estimate)<br/>Target: US\$500</p> <p><b>3. Contribution of Agriculture to GDP</b><br/>Baseline: 22%<br/>Target: 35%</p> <p><b>4. ANR spending as % of total Government budget (commitment under the Maputo Declaration)</b><br/>Baseline: 7%<br/>Target: 10%</p> <p><b>5. Area of arable land (ha) cultivated</b><br/>Baseline: 320,000Ha<br/>Target: 440,000Ha</p> <p><b>6. Proportion of population using crisis and emergency coping strategies</b><br/>Baseline: Crisis (20%); Emergency (3%)<br/>Target: Crisis (10%); Emergency (0%)</p> | <ul style="list-style-type: none"> <li>CFSVA/EFSA/FSA</li> </ul> |                    | <p>WHO-125</p> <p>WFP-400</p> <p>FAO-12,309</p> <p>UNCTAD-50</p> <p>ITC-4,300</p> |



| Outcomes/Outputs   | Indicators, Baseline, Target   | Means of verification  | Assumptions/ Risks  | Indicative resources by agencies & outcomes ('000 USD)   |
|--|--|--|---|--|
| <p><b>Outcome 3.2</b></p> <p>Sustainable, inclusive and integrated natural resource and environment management enhanced for food security and income generation.</p> | <p><b>1. Number of ANR sector policies and strategies with climate change adaptation action plans prepared and endorsed by the Government</b><br/>Baseline: 0<br/>Target: 6</p> <p><b>2. Number of national institutions responsible for land use management whose capacities are strengthened</b><br/>Baseline: 0<br/>Target: 3</p> <p><b>3. Proportion of land mass under forest cover</b><br/>Baseline: 32%<br/>Target: 30% (minimum policy threshold)</p> <p><b>4. Per capita CO2 emission (metric tons)</b><br/>Baseline: 0.3<br/>Target: 0.3</p> | <ul style="list-style-type: none"> <li>National budget plan report</li> <li>NAD-Gambia report</li> </ul>   | <p>Climate change and coastal erosion</p> <p>Indiscriminate and haphazard waste dumping</p> <p>Participation of the private sector, CSOs, parastatals, women's groups etc. in sustainable natural resource management and use</p> | <p>FAO-6,053</p> <p>UNESCO-40</p>  |
| <p><b>Outcome 3.3</b></p> <p>Effective national DRM system is in place to strengthen vulnerable communities' resilience to adverse shocks.</p>                       | <p><b>1. Proportion of the population requiring disaster relief support</b><br/>Baseline: Not available<br/>Target: TBD</p> <p><b>2. Proportion of communities adopting and implementing integrated DRM policies and plans</b><br/>Baseline: 15<br/>Target: all districts (39)</p>   | <ul style="list-style-type: none"> <li>Institutions have the require qualified staff</li> <li>Political commitment</li> <li>Cooperation of institutions</li> </ul> | <p>Climate change and coastal erosion</p> <p>Indiscriminate and haphazard waste dumping</p> <p>Participation of the private sector, CSOs, parastatals, women's groups etc. in sustainable natural resource management and use</p> | <p>UNDP-31,500</p> <p>WHO-283</p> <p>WFP-180</p> <p>FAO-100</p> <p>UNESCO-75</p> <p>UNIDO-14,200</p> |

# Annex 2

## UNDAF Monitoring & Evaluation Calendar

### UNDAF PRIORITY 1: GOVERNANCE, ECONOMIC MANAGEMENT AND HUMAN RIGHTS

| Activity                    |  | 2017<br>(Year 1) | 2018<br>(Year 2) | 2019<br>(Year 3) | 2020<br>(Year 4) | 2021<br>(Year 5) |
|-----------------------------|--|------------------|------------------|------------------|------------------|------------------|
| <b>Surveys/<br/>studies</b> | HIV/AIDS Sentinel Surveillance Survey (NAS)          |                  |                  |                  |                  |                  |
|                             | National Agriculture Sample Surveys                  |                  |                  |                  |                  |                  |
|                             | National Fisheries Frame and Fish Resources Surveys  |                  |                  |                  |                  |                  |
|                             | National Forestry Frame and Forest Resources Surveys |                  |                  |                  |                  |                  |
|                             | National Wildlife Surveys                            |                  |                  |                  |                  |                  |
|                             | National Livestock Census                            |                  |                  |                  |                  |                  |
|                             | Land Resource Survey                                 |                  |                  |                  |                  |                  |
|                             | HIS  |                  |                  |                  |                  |                  |
|                             | Bi-annual nutrition surveillance survey (NaNA)       |                  |                  |                  |                  |                  |
|                             | SMART nutrition survey                               |                  |                  |                  |                  |                  |
|                             | Cadre Harmonisé Food Security Assessment             |                  |                  |                  |                  |                  |
|                             | Labour Market Survey (2018/2019)                     |                  |                  |                  |                  |                  |
|                             | MICS5 (GBOS)   |                  |                  |                  |                  |                  |

| <b>Activity</b>             |   | <b>2017<br/>(Year 1)</b> | <b>2018<br/>(Year 2)</b> | <b>2019<br/>(Year 3)</b> | <b>2020<br/>(Year 4)</b> | <b>2021<br/>(Year 5)</b> |
|-----------------------------|---|--------------------------|--------------------------|--------------------------|--------------------------|--------------------------|
| <b>Surveys/<br/>studies</b> | EPI Coverage survey (UNICEF)  |                          |                          |                          |                          |                          |
|                             | Teachers absenteeism - costing analysis (UNICEF)                    |                          |                          |                          |                          |                          |
|                             | Situation Analysis of Children and Women (UNICEF)                   |                          |                          |                          |                          |                          |
|                             | FCM/C situation analysis (UNICEF)                                   |                          |                          |                          |                          |                          |
|                             | Study on Child Marriage (UNICEF, UNFPA)                             |                          |                          |                          |                          |                          |
|                             | Situation analysis of OVC (Orphan and vulnerable children) (UNICEF) |                          |                          |                          |                          |                          |
|                             | Early learning Assessment (UNICEF)                                  |                          |                          |                          |                          |                          |
|                             | Comprehensive Food Security and Vulnerability Analysis              |                          |                          |                          |                          |                          |
|                             | National Nutrition Survey for School age Children                   |                          |                          |                          |                          |                          |
|                             | Safety Net (Cash and Voucher) Survey                                |                          |                          |                          |                          |                          |
|                             | MoA market Information/ analysis                                    |                          |                          |                          |                          |                          |
|                             | Market Survey   |                          |                          |                          |                          |                          |
|                             | Research on Children with disability (UNICEF)                       |                          |                          |                          |                          |                          |
|                             | National Disability Survey  |                          |                          |                          |                          |                          |
|                             | Reproductive Health Commodity Security Survey                       |                          |                          |                          |                          |                          |
|                             | MoHSW Quality of Services Assessment                                |                          |                          |                          |                          |                          |

| <b>Activity</b>             |   | <b>2017<br/>(Year 1)</b> | <b>2018<br/>(Year 2)</b> | <b>2019<br/>(Year 3)</b> | <b>2020<br/>(Year 4)</b> | <b>2021<br/>(Year 5)</b> |
|-----------------------------|---|--------------------------|--------------------------|--------------------------|--------------------------|--------------------------|
| <b>Surveys/<br/>studies</b> | Emergency Obstetric Care Survey   |                          |                          |                          |                          |                          |
|                             | HIVAIDS Behavioural Surveillance Survey (BSS)                                 |                          |                          |                          |                          |                          |
| <b>Evaluations</b>          | School Feeding Programme Evaluation   |                          |                          |                          |                          |                          |
|                             | Mid&End-term Evaluation of the Education Sector Policy & Strategy 2016 - 2030 |                          |                          |                          |                          |                          |
|                             | UNDAF Mid-term Evaluation   |                          |                          |                          |                          |                          |
|                             | PAGE II mid & end -term Evaluation  |                          |                          |                          |                          |                          |
|                             | HIV Policy and National Strategic Plan 2015 -2019 Midterm & Final Evaluations |                          |                          |                          |                          |                          |
|                             | National Social Protection Policy 2015 -2025 midterm evaluation               |                          |                          |                          |                          |                          |
|                             | GNAIP 2017 - 2020 Midterm Evaluation  |                          |                          |                          |                          |                          |
|                             | Health Sector Strategy 2014 -2020 Midterm & Final Evaluations                 |                          |                          |                          |                          |                          |
|                             | End-Term evaluation of the National Nutrition Policy 2010 - 2020              |                          |                          |                          |                          |                          |
|                             | National Child Protection Strategy 2016-2020 Midterm Evaluation               |                          |                          |                          |                          |                          |
|                             | Evaluation of EU cash transfer programme (UNICEF)                             |                          |                          |                          |                          |                          |
|                             | Mid & End -term Evaluation of CPs (UNICEF, UNDP, UNFPA, WFP)                  |                          |                          |                          |                          |                          |
|                             | Child Survival and Development Evaluation (UNICEF)                            |                          |                          |                          |                          |                          |
|                             | <b>Reviews</b>  | UNDAF Annual Review      |                          |                          |                          |                          |

| Activity       |   | 2017<br>(Year 1) | 2018<br>(Year 2) | 2019<br>(Year 3) | 2020<br>(Year 4) | 2021<br>(Year 5) |
|----------------|---|------------------|------------------|------------------|------------------|------------------|
| <b>Reviews</b> | SDGs National status Review (every two years)   |                  |                  |                  |                  |                  |
|                | CP Annual Review  |                  |                  |                  |                  |                  |
|                | Annual review of National Contingency plan  |                  |                  |                  |                  |                  |
|                | CEDAW review  |                  |                  |                  |                  |                  |
|                | GNAIP Annual Indicator based Performance Reviews                                      |                  |                  |                  |                  |                  |
|                | PAGE II Annual Reviews  |                  |                  |                  |                  |                  |
|                | CRC Review  |                  |                  |                  |                  |                  |
|                | National Social Protection Policy 2015 -2025 midterm evaluation                       |                  |                  |                  |                  |                  |
|                | Mid-year & Final review of Child protection strategy 2016-2020                        |                  |                  |                  |                  |                  |
|                | Child Poverty analysis base on MODA (Multi-dimensional Overlapping Analysis) (UNICEF) |                  |                  |                  |                  |                  |
| <b>Reports</b> | UNDP HD report  |                  |                  |                  |                  |                  |
|                | SOWC report   |                  |                  |                  |                  |                  |
|                | The State of Food Security in the World Report  |                  |                  |                  |                  |                  |
|                | The State of Food and Agriculture Report  |                  |                  |                  |                  |                  |
|                | The State of World Fisheries and Aquaculture Report                                   |                  |                  |                  |                  |                  |
|                | The State of World Forestry Report  |                  |                  |                  |                  |                  |
|                | The State of World Population Report  |                  |                  |                  |                  |                  |

| Activity                  |  | 2017<br>(Year 1) | 2018<br>(Year 2) | 2019<br>(Year 3) | 2020<br>(Year 4) | 2021<br>(Year 5) |
|---------------------------|--|------------------|------------------|------------------|------------------|------------------|
| <b>Monitoring systems</b> | Gambia Integrated Monitoring and Evaluation System |                  |                  |                  |                  |                  |
|                           | Dept. of Social Welfare                            |                  |                  |                  |                  |                  |
|                           | Dept. of Water resources M&E Units                 |                  |                  |                  |                  |                  |
|                           | Gambia National Agricultural Data Base (GANAD)     |                  |                  |                  |                  |                  |
|                           | Nutrition Information System                       |                  |                  |                  |                  |                  |
|                           | EMIS   |                  |                  |                  |                  |                  |
|                           | HMIS   |                  |                  |                  |                  |                  |
|                           | LMIS   |                  |                  |                  |                  |                  |
|                           | GAMINFO  |                  |                  |                  |                  |                  |

Photos cover page: FAO/Alieu Sillah, WFP/Isatou Njai, OCHA/Ivo Brandau  
P. III, IV, 9: UNDP/Cecilia Senghore  
P15 WFP  
P19, 20: FAO/Lamin Marong  
P13, 16, 18: OCHA/Ivo Brandau

# UN AGENCIES PARTICIPATING IN THE UNDAF



United Nations  
Educational, Scientific and  
Cultural Organization



International  
Labour  
Organization



World Health  
Organization



UNITED NATIONS  
UNCTAD



UN HABITAT



unicef 



United Nations  
Human Rights

OFFICE OF THE HIGH COMMISSIONER FOR HUMAN RIGHTS



UNHCR  
The UN  
Refugee Agency



World Food  
Programme



UNEP



United Nations Entity for Gender Equality  
and the Empowerment of Women



UNAIDS

JOINT UNITED NATIONS PROGRAMME ON HIV/AIDS

UNHCR  
UNICEF  
WFP  
UNDP  
UNFPA  
UNODC  
ILO  
UNESCO  
WHO  
WORLD BANK



United Nations  
**THE GAMBIA**

Unity *in* Diversity

**The United Nations System**

UN House  
5 Kofi Annan Street  
Cape Point, P.O. BOX 553  
Banjul, The Gambia

+220 44 94 760

[www.ungambia.gm](http://www.ungambia.gm)