

Annex I:

Quantitative Summary of Outcomes for Section I

1 Introduction

Number of States Parties

Region/Sub-Region/State Party	State Party
Arab States	19
Gulf : Bahrain, Kuwait, Oman, Qatar, Saudi Arabia, United Arab Emirates, Yemen	7
Maghreb : Algeria, Libya, Mauritania, Morocco, Tunisia	5
Middle East : Egypt, Iraq, Jordan, Lebanon, Palestine, Sudan, Syrian Arab Republic	7

1.1 Name of States Parties

Validate	Update
19	0

1.2 Date of ratification/accession/acceptance of the Convention concerning the Protection of the World Cultural and Natural Heritage

Validate	Update
18	1

- Iraq requested an update (although they mentioned the same date in the correction)

1.3 Groups and institutions involved in the preparation of Section I of the Periodic Report Number of States Parties

	Gulf	Maghreb	Middle East	Total
Governmental institutions responsible for cultural and natural heritage	7	5	6	18
National Commission for UNESCO	3	2	3	8
Focal points of other international Conventions/programmes	4	5	3	12
World Heritage site managers/coordinators	6	5	5	16
Local communities	2	2	1	5
Indigenous peoples	0	2	0	2
Other specific groups	0	1	0	1
Non-Governmental Organizations	2	2	1	5
ICOMOS International	4	0	1	5
ICOMOS national/regional	1	0	1	2
IUCN International	1	0	1	2
IUCN national/regional	1	0	0	1
ICCROM International/regional	3	0	2	5
External experts	2	0	1	3
Donors	1	0	0	1
Other	1	1	1	3

2 Synergies with other Conventions, Programmes and Recommendations for the Conservation of the Natural and Cultural Heritage

2.1 Multilateral Environmental Agreements

2.1.1 According to the information available at the World Heritage Centre, in addition to the World Heritage Convention, your State is party to/not party to/in the process of adhering to the following agreements. Please check and amend as necessary.

Number of States Parties

	Gulf	Maghreb	Middle East	Total
Convention on Biological Diversity (CBD)	6	4	5	15
Convention on International Trade in Endangered Species in Wild Flora and Fauna (CITES)	6	3	4	13
Convention on the Conservation of Migratory Species of Wild Animals (CMS)	3	4	4	11
Convention on Wetlands of International Importance (Ramsar Convention)	5	5	5	15
International Treaty on Plant Genetic Resources for Food and Agriculture (ITPGRFA)	4	2	3	9
International Plant Protection Convention (IPPC)	5	3	3	11

Number of States Parties (breakdown by State Party)

1 = Not Party to

2 = Party to

3 = Adhesion in Progress

Region/Sub-Region/State Party	Convention on Concerning the Protection of the World Cultural and Natural Heritage	Convention on Biological Diversity (CBD)	Convention on International Trade in Endangered Species in Wild Flora and Fauna (CITES)	Convention on the Conservation of Migratory Species of Wild Animals (CMS)	Convention on Wetlands of International Importance (Ramsar Convention)	International Treaty on Plant Genetic Resources for Food and Agriculture (ITPGRFA)	International Plant Protection Convention (IPPC)
Arab States	19	15	13	11	15	9	11
Gulf	7	6	6	3	5	4	5
Bahrain	2	2	2	2	2	1	1
Kuwait	2	2	2	1	2	2	2
Oman	2	2	2	1	2	2	2
Qatar	2	2	2	1	1	2	2
Saudi Arabia	2	2	2	2	2	2	2
United Arab Emirates	2	2	2	2	2	1	1
Yemen	2	1	1	1	1	1	2
Maghreb	5	4	3	4	5	2	3
Algeria	2	2	1	2	2	1	2
Libya	2	1	1	1	2	1	1

Mauritania	2	2	2	2	2	1	1
Morocco	2	2	2	2	2	2	2
Tunisia	2	2	2	2	2	2	2
Middle East	7	5	4	4	5	3	3
Egypt	2	2	2	0	2	2	2
Iraq	2	1	2	2	2	1	1
Jordan	2	2	2	2	2	2	2
Lebanon	2	2	0	2	2	0	0
Palestine	2	2	1	1	1	1	1
Sudan	2	2	2	2	2	2	2
Syrian Arab Republic	2	1	1	1	1	1	1

2.1.2 According to the information available at the World Heritage Centre, the following World Heritage property(ies) in your State Party is/are also designated (in whole or in part) as (a) Ramsar site(s) under the List of Wetlands of International Importance (The Ramsar List). Please check and amend as necessary.

Number of States Parties

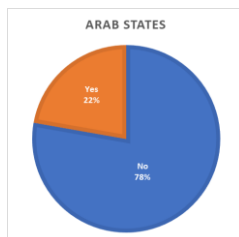
Validate	Update
17	2

- Iraq and Morocco requested an update

2.1.3 Does your State Party intend to designate any World Heritage property(ies) (in whole or in part) for inclusion in the List of Wetlands of International Importance in the next three years?

Number of States Parties

Region/Sub-Region	No	Yes
Arab States	14	4
Gulf	5	2
Maghreb	5	0
Middle East	4	2



Number of States Parties (Breakdown by State Party)

Region/Sub-Region/State Party	No	Yes
Arab States	14	4
Gulf	5	2
Bahrain	1	0
Kuwait	0	1

Oman	1	0
Qatar	1	0
Saudi Arabia	1	0
United Arab Emirates	1	0
Yemen	0	1
Maghreb	5	0
Algeria	1	0
Libya	1	0
Mauritania	1	0
Morocco	1	0
Tunisia	1	0
Middle East	4	2
Egypt	0	0
Iraq	0	1
Jordan	1	0
Lebanon	1	0
Palestine	0	1
Sudan	1	0
Syrian Arab Republic	1	0

2.1.4 Please indicate which World Heritage property(ies) your State Party intends to designate (in whole or in part) for inclusion in the List of Wetlands of International Importance in the next three years.

Country specific

2.1.5 Please list any other relevant global or regional multilateral environmental agreements (MEAs) on natural heritage which have been joined by your State Party.

Country specific

2.2 UNESCO Culture Conventions

2.2.1 The table below indicates which of the UNESCO cultural Conventions your State is party to, not party to or in the process of adhering to. Please check and amend as necessary.

Number of States Parties

	Gulf	Maghreb	Middle East	Total
1954 Hague Convention for the Protection of Cultural Property in the Event of Armed Conflict	7	3	7	17
Second Protocol to the 1954 Hague Convention for the Protection of Cultural Property in the Event of Armed Conflict	5	3	4	12
1970 Convention on the Means of Prohibiting and Preventing the Illicit Import, Export and Transfer of Ownership of Cultural Property	5	5	6	16
2001 Convention on the Protection of the Underwater Cultural Heritage	3	4	4	11
2003 Convention for the Safeguarding of the Intangible Cultural Heritage	7	4	7	18
2005 Convention on the Protection and Promotion of the Diversity of Cultural Expressions	5	4	6	15

Number of States Parties (Breakdown by State Party)

1 = Not Party to

2 = Party to

3 = Adhesion in Progress

Region/Sub-Region/State Party	Convention Concerning the Protection of the World Cultural and Natural Heritage	1954 Hague Convention for the Protection of Cultural Property in the Event of Armed Conflict	Second Protocol to the 1954 Hague Convention for the Protection of Cultural Property in the Event of Armed Conflict	1970 Convention on the Means of Prohibiting and Preventing the Illicit Import, Export and Transfer of Ownership of Cultural Property	2001 Convention on the Protection of the Underwater Cultural Heritage	2003 Convention for the Safeguarding of the Intangible Cultural Heritage	2005 Convention on the Protection and Promotion of the Diversity of Cultural Expressions
Arab States	19	17	12	16	11	18	15
Gulf	7	7	5	5	3	7	5
Bahrain	2	2	2	2	2	2	1
Kuwait	2	2	1	2	2	2	2
Oman	2	2	2	2	3	2	2
Qatar	2	2	2	2	1	2	2
Saudi Arabia	2	2	2	2	2	2	2
United Arab Emirates	2	2	2	1	1	2	2

Yemen	2	2	1	1	1	2	1
Maghreb	5	3	3	5	4	4	4
Algeria	2	1	2	2	2	2	2
Libya	2	2	2	2	2	1	1
Mauritania	2	1	1	2	3	2	2
Morocco	2	2	2	2	2	2	2
Tunisia	2	2	3	2	2	2	2
Middle East	7	7	4	6	4	7	6
Egypt	2	2	2	2	2	2	2
Iraq	2	2	2	2	1	2	2
Jordan	2	2	2	2	2	2	2
Lebanon	2	2	1	2	2	2	1
Palestine	2	2	2	2	2	2	2
Sudan	2	2	1	1	1	2	2
Syrian Arab Republic	2	2	1	2	1	2	2

2.2.2 Please list any other relevant global or regional Conventions or agreements on cultural heritage to which your State Party is party to or in the process of adhering to.

Country specific

2.2.3 According to the information available at the World Heritage Centre the following World Heritage property(ies) located in your State Party have been included on the List of Cultural Property under Enhanced Protection under the Second Protocol to the 1954 Hague Convention for the Protection of Cultural Property in the Event of Armed Conflict.

Number of States Parties

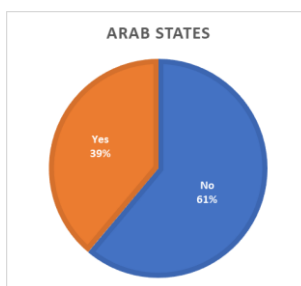
Validate	Update
18	1

- Iraq requested an updated (although they mention in the comment that they have no sites under Enhanced Protection)

2.2.4 Does your State Party intend to request the granting of Enhanced Protection for any of its World Heritage properties under the Second Protocol to the 1954 Hague Convention for the Protection of Cultural Property in the Event of Armed Conflict in the next three years?

Number of States Parties

Region/Sub-Region	No	Yes
Arab States	11	7
Gulf	3	4
Maghreb	5	0
Middle East	3	3



Number of States Parties (Breakdown by State Party)

Region/Sub-Region/State Party	No	Yes
Arab States	11	7
Gulf	3	4
Bahrain	0	1
Kuwait	0	1
Oman	1	0
Qatar	0	1
Saudi Arabia	1	0
United Arab Emirates	1	0
Yemen	0	1
Maghreb	5	0
Algeria	1	0
Libya	1	0
Mauritania	1	0
Morocco	1	0
Tunisia	1	0
Middle East	3	3
Egypt	0	1
Iraq	1	0
Jordan	1	0
Lebanon	0	1
Palestine	0	1
Sudan	0	0
Syrian Arab Republic	1	0

2.2.5 Please list any World Heritage properties for which your State Party intends to request the granting of Enhanced Protection.

Country specific

2.3 UNESCO Programmes

2.3.1 The table below indicates which of the selected UNESCO programmes your State Party participates in. Please check and amend as necessary.

Number of States Parties

Region/Sub-Region	Man and the Biosphere Programme	UNESCO Global Geoparks
Arab States	12	5
Gulf	6	2
Maghreb	3	2
Middle East	3	1

Number of States Parties (Breakdown by State Party)

1 = No

2 = Yes

Region/Sub-Region/State Party	Man and the Biosphere Programme	UNESCO Global Geoparks
Arab States	12	5
Gulf	6	2
Bahrain	2	1
Kuwait	1	1
Oman	2	2
Qatar	2	1
Saudi Arabia	2	2
United Arab Emirates	2	1
Yemen	2	1
Maghreb	3	2
Algeria	2	1
Libya	1	1
Mauritania	1	1
Morocco	2	2
Tunisia	2	2
Middle East	3	1

Egypt	0	0
Iraq	1	1
Jordan	2	2
Lebanon	2	1
Palestine	1	1
Sudan	2	0
Syrian Arab Republic	1	1

2.3.2 According to the information available at the World Heritage Centre, the following World Heritage property(ies) in your State Party is/are also designated (in whole or in part) as (a) Biosphere Reserve(s) under the intergovernmental Man and the Biosphere Programme.

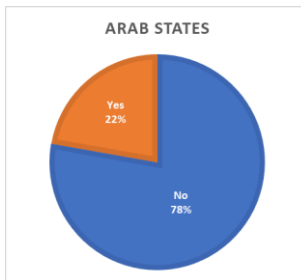
Number of States Parties

Validate	Update
18	0

2.3.3 Does your State Party intend to nominate any of its World Heritage properties (in whole or in part) as (a) Biosphere Reserve(s) under the intergovernmental Man and the Biosphere Programme?

Number of States Parties

Region/Sub-Region	No	Yes
Arab States	14	4
Gulf	5	2
Maghreb	4	1
Middle East	5	1



Number of States Parties (Breakdown by State Party)

Region/Sub-Region/State Party	No	Yes
Arab States	14	4
Gulf	5	2
Bahrain	1	0
Kuwait	0	1
Oman	1	0
Qatar	1	0
Saudi Arabia	1	0
United Arab Emirates	1	0
Yemen	0	1

Maghreb	4	1
Algeria	1	0
Libya	1	0
Mauritania	0	1
Morocco	1	0
Tunisia	1	0
Middle East	5	1
Egypt	0	0
Iraq	1	0
Jordan	1	0
Lebanon	1	0
Palestine	0	1
Sudan	1	0
Syrian Arab Republic	1	0

2.3.4 Please indicate which World Heritage property(ies), (or part(s) thereof), your State Party intends to nominate as (a) Biosphere Reserve(s) under the intergovernmental Man and the Biosphere Programme:
Country specific

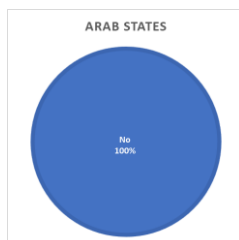
2.3.5 According to the information available at the World Heritage Centre, the following World Heritage property(ies) in your State Party are also designated (in whole or in part) as UNESCO Global Geopark(s)
Number of States Parties

Validate	Update
18	0

2.3.6 Has your State Party applied for any of its World Heritage properties (or part(s) thereof) to be designated UNESCO Global Geopark(s)?

Number of States Parties

Region/Sub-Region	No	Yes
Arab States	18	0
Gulf	7	0
Maghreb	5	0
Middle East	6	0



2.3.7 Please indicate which World Heritage property(ies) (or part(s) thereof) is/are (a) UNESCO Global Geoparks applicant(s).
There is none

2.4 Cooperation and synergies between the Conventions and programmes your State is party to/is associated with/intends to join

2.4.1 Is there communication between the World Heritage Focal Point and the Focal Points of the Convention(s)/programme(s) listed below?

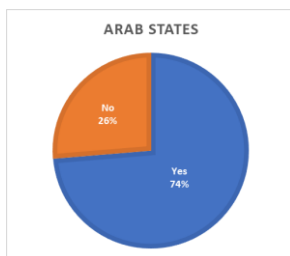
Percentage of States Parties that maintain communication between World Heritage Focal Points, and focal points of other programmes/conventions.

	Gulf	Maghreb	Middle East	Total
Convention Concerning the Protection of the World Cultural and Natural Heritage	85.7	60.0	71.4	73.7
Convention on Biological Diversity (CBD)	71.4	0.0	57.1	47.4
Convention on International Trade in Endangered Species in Wild Flora and Fauna (CITES)	57.1	20.0	28.6	36.8
Convention on the Conservation of Migratory Species of Wild Animals (CMS)	57.1	20.0	28.6	36.8
Convention on Wetlands of International Importance (Ramsar Convention)	57.1	80.0	28.6	52.6
International Treaty on Plant Genetic Resources for Food and Agriculture (ITPGRFA)	28.6	0.0	14.3	15.8
International Plant Protection Convention (IPPC)	28.6	0.0	14.3	15.8
1954 Hague Convention for the Protection of Cultural Property in the Event of Armed Conflict	85.7	60.0	71.4	73.7
Second Protocol to the 1954 Hague Convention for the Protection of Cultural Property in the Event of Armed Conflict	71.4	60.0	57.1	63.2
1970 Convention on the Means of Prohibiting and Preventing the Illicit Import, Export and Transfer of Ownership of Cultural Property	71.4	100.0	71.4	78.9
2001 Convention on the Protection of the Underwater Cultural Heritage	42.9	100.0	42.9	57.9
2003 Convention for the Safeguarding of the Intangible Cultural Heritage	85.7	80.0	71.4	78.9
2005 Convention on the Protection and Promotion of the Diversity of Cultural Expressions	28.6	80.0	71.4	57.9
Man and the Biosphere Programme	71.4	40.0	28.6	47.4
Global Geoparks	14.3	20.0	14.3	15.8

2.4.2 Please comment, if applicable, on the communication between the World Heritage Focal Point and the Focal Points of the other Convention(s)/programme(s):
Country specific

2.4.3 Are World Heritage Focal Points involved in the revision and implementation of national natural heritage strategies, policies and action plans, beyond specific issues related to World Heritage?
Number of States Parties

Region/Sub-Region	Yes	No
Arab States	14	5
Gulf	6	1
Maghreb	2	3
Middle East	6	1



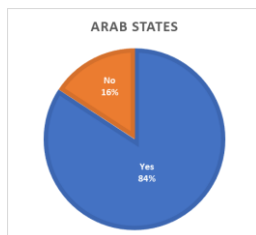
Number of States Parties (Breakdown by State Party)

Region/Sub-Region/State Party	Yes	No
Arab States	14	5
Gulf	6	1
Bahrain	1	0
Kuwait	1	0
Oman	1	0
Qatar	1	0
Saudi Arabia	0	1
United Arab Emirates	1	0
Yemen	1	0
Maghreb	2	3
Algeria	0	1
Libya	0	1
Mauritania	1	0
Morocco	1	0
Tunisia	0	1
Middle East	6	1
Egypt	1	0
Iraq	1	0
Jordan	1	0
Lebanon	0	1
Palestine	1	0
Sudan	1	0
Syrian Arab Republic	1	0

2.4.4 Are World Heritage Focal Points involved in the revision and implementation of national cultural heritage strategies, policies and action plans, beyond specific issues related to World Heritage?

Number of States Parties

Region/Sub-Region	Yes	No
Arab States	16	3
Gulf	6	1
Maghreb	3	2
Middle East	7	0



Number of States Parties (Breakdown by State Party)

Region/Sub-Region/State Party	Yes	No
Arab States	16	3
Gulf	6	1
Bahrain	1	0
Kuwait	1	0
Oman	1	0
Qatar	1	0
Saudi Arabia	0	1
United Arab Emirates	1	0
Yemen	1	0
Maghreb	3	2
Algeria	1	0
Libya	0	1
Mauritania	1	0
Morocco	1	0
Tunisia	0	1
Middle East	7	0
Egypt	1	0
Iraq	1	0
Jordan	1	0
Lebanon	1	0
Palestine	1	0
Sudan	1	0

Syrian Arab Republic	1	0
----------------------	---	---

2.5 UNESCO Recommendations

2.5.1 Is your State Party using the provisions of the 1972 Recommendation and the 2011 Recommendation to set policies or strategies for the protection of cultural and natural heritage?

Number of States Parties using the provisions of the 1972 Recommendation and the 2011 Recommendation on the Historic Urban Landscape to set policies or strategies for the protection of their cultural and natural heritage

Region/Sub-Region	1972 Recommendation concerning the Protection, at the National level, of the Cultural and Natural Heritage	2011 Recommendation on the Historic Urban Landscape
Arab States	16	14
Gulf	5	5
Maghreb	5	5
Middle East	6	4

Number of States Parties (Breakdown by State Party)

1 = Yes

2 = No

Region/Sub-Region/State Party	1972 Recommendation concerning the Protection, at the National level, of the Cultural and Natural Heritage	2011 Recommendation on the Historic Urban Landscape
Arab States	16	14
Gulf	5	5
Bahrain	2	1
Kuwait	1	1
Oman	2	2
Qatar	1	2
Saudi Arabia	1	1
United Arab Emirates	1	1
Yemen	1	1
Maghreb	5	5
Algeria	1	1
Libya	1	1

Mauritania	1	1
Morocco	1	1
Tunisia	1	1
Middle East	6	4
Egypt	1	1
Iraq	1	1
Jordan	1	1
Lebanon	1	1
Palestine	1	2
Sudan	2	
Syrian Arab Republic	1	2

2.5.2 Please describe how effectively each of the Recommendations is used:
Country specific

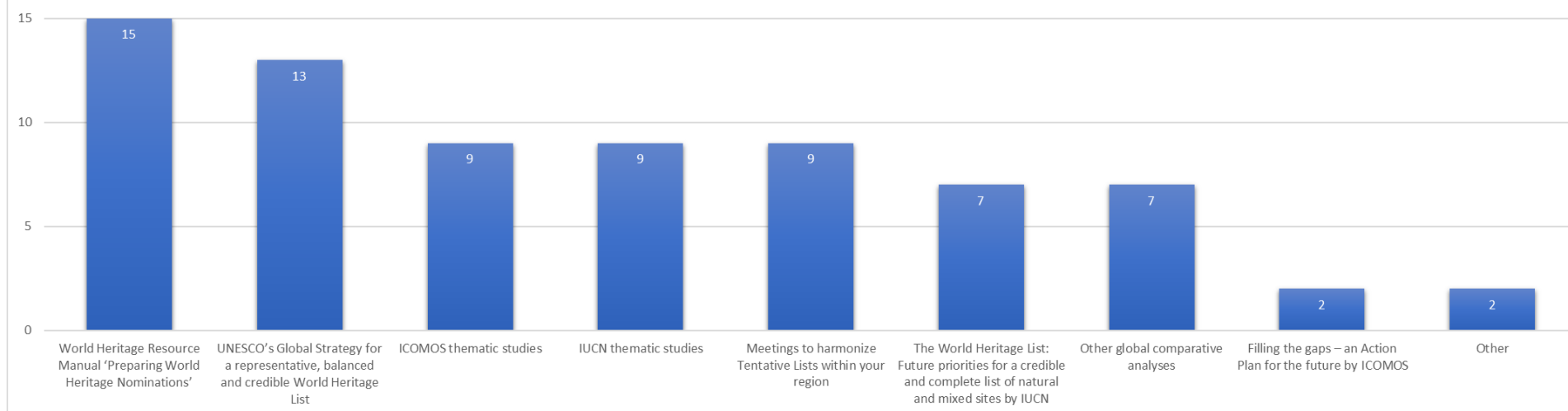
3 Tentative List

3.1 In the process of preparing your Tentative List, did you use any of the following tools to make a preliminary assessment of the potential Outstanding Universal Value?

Number of States Parties

	Gulf	Maghreb	Middle East	Total
ICOMOS thematic studies	2	2	5	9
IUCN thematic studies	5	2	2	9
Filling the gaps – an Action Plan for the future by ICOMOS	0	1	1	2
The World Heritage List: Future priorities for a credible and complete list of natural and mixed sites by IUCN	3	0	4	7
Meetings to harmonize Tentative Lists within your region	4	3	2	9
UNESCO's Global Strategy for a representative, balanced and credible World Heritage List	4	4	5	13
Other global comparative analyses	3	2	2	7
World Heritage Resource Manual 'Preparing World Heritage Nominations'	6	3	6	15
Other	1	0	1	2

Arab States



Number of States Parties (Breakdown by State Party)

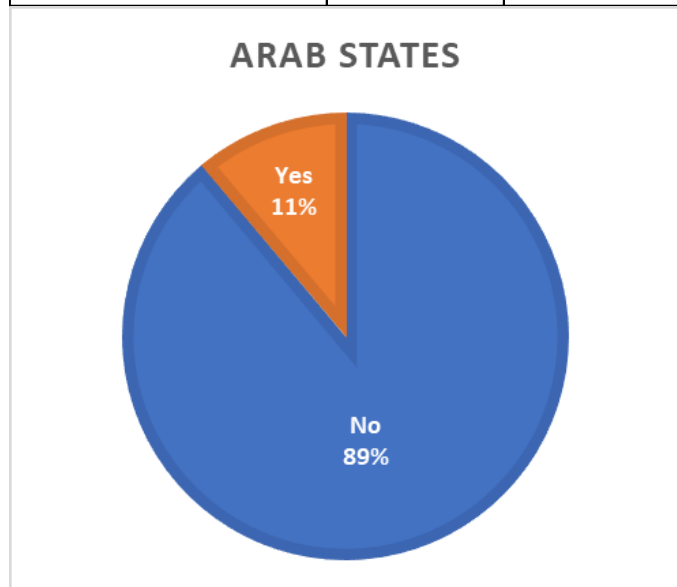
Region/Sub-Region/State Party	ICOMOS thematic studies	IUCN thematic studies	Filling the gaps – an Action Plan for the future by ICOMOS	The World Heritage List: Future priorities for a credible and complete list of natural and mixed sites by IUCN	Meetings to harmonize Tentative Lists within your region	UNESCO's Global Strategy for a representative, balanced and credible World Heritage List	Other global comparative analyses	World Heritage Resource Manual 'Preparing World Heritage Nominations'	Other
Arab States	9	9	2	7	9	13	7	15	2
Gulf	2	5	0	3	4	4	3	6	1
Bahrain	1	1	0	0	0	1	1	1	0
Kuwait	1	1	0	0	0	1	0	1	0
Oman	0	0	0	0	1	0	0	1	0
Qatar	0	1	0	1	1	1	0	1	0

Saudi Arabia	0	0	0	0	1	0	1	0	1
United Arab Emirates	0	1	0	1	0	0	1	1	0
Yemen	0	1	0	1	1	1	0	1	0
Maghreb	2	2	1	0	3	4	2	3	0
Algeria	0	0	0	0	1	1	0	1	0
Libya	0	0	0	0	0	0	0	0	0
Mauritania	1	1	0	0	1	1	1	0	0
Morocco	1	0	0	0	1	1	0	1	0
Tunisia	0	1	1	0	0	1	1	1	0
Middle East	5	2	1	4	2	5	2	6	1
Egypt	1	0	0	1	1	0	0	1	0
Iraq	1	0	0	0	0	1	0	0	1
Jordan	1	1	1	1	0	1	1	1	0
Lebanon	1	0	0	1	0	1	1	1	0
Palestine	0	0	0	0	1	1	0	1	0
Sudan	0	1	0	1	0	1	0	1	0
Syrian Arab Republic	1	0	0	0	0	0	0	1	0

3.2 Have you used the Upstream Process in the revision of your Tentative List?

Number of States Parties

Region/Sub-Region	No	Yes
Arab States	16	2
Gulf	6	1
Maghreb	5	0
Middle East	5	1



Number of States Parties (Breakdown by State Party)

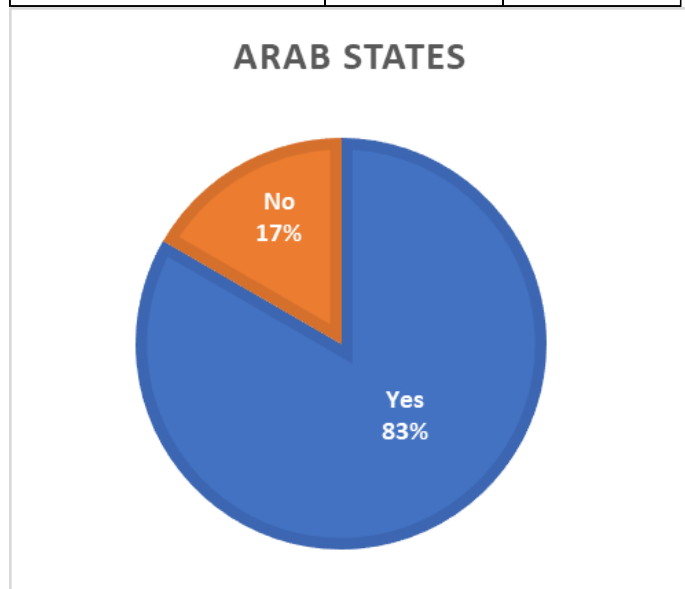
Region/Sub-Region/State Party	No	Yes
Arab States	16	2
Gulf	6	1
Bahrain	1	0
Kuwait	0	1
Oman	1	0
Qatar	1	0
Saudi Arabia	1	0
United Arab Emirates	1	0
Yemen	1	0
Maghreb	5	0
Algeria	1	0

Libya	1	0
Mauritania	1	0
Morocco	1	0
Tunisia	1	0
Middle East	5	1
Egypt	1	0
Iraq	1	0
Jordan	0	1
Lebanon	1	0
Palestine	1	0
Sudan	0	0
Syrian Arab Republic	1	0

3.3 Do you intend to use the Upstream Process during the next revision of your Tentative List?

Number of States Parties

Region/Sub-Region	No	Yes
Arab States	3	15
Gulf	1	6
Maghreb	1	4
Middle East	1	5



Number of States Parties (Breakdown by State Party)

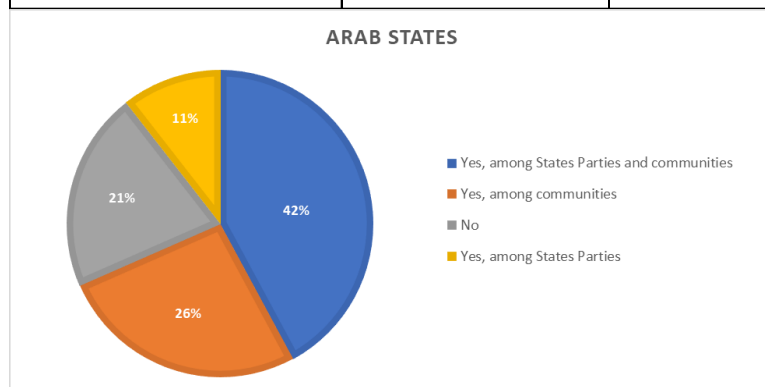
Region/Sub-Region/State Party	No	Yes
Arab States	3	15
Gulf	1	6
Bahrain	1	0
Kuwait	0	1
Oman	0	1
Qatar	0	1
Saudi Arabia	0	1
United Arab Emirates	0	1
Yemen	0	1
Maghreb	1	4
Algeria	0	1

Libya	1	0
Mauritania	0	1
Morocco	0	1
Tunisia	0	1
Middle East	1	5
Egypt	0	1
Iraq	0	1
Jordan	0	1
Lebanon	0	1
Palestine	1	0
Sudan	0	0
Syrian Arab Republic	0	1

3.4 Do any of the sites registered on your Tentative List have the potential to generate dialogue and cooperation among States Parties and different communities?

Number of States Parties

Region/Sub-Region	No	Yes, among States Parties	Yes, among communities	Yes, among States Parties and communities
Arab States	4	2	5	8
Gulf	2	1	1	3
Maghreb	1	1	1	2
Middle East	1	0	3	3



Number of States Parties (Breakdown by State Party)

Region/Sub-Region/State Party	No	Yes, among States Parties	Yes, among communities	Yes, among States Parties and communities
Arab States	4	2	5	8
Gulf	2	1	1	3
Bahrain	0	0	0	1
Kuwait	0	0	1	0
Oman	1	0	0	0
Qatar	0	0	0	1
Saudi Arabia	0	1	0	0
United Arab Emirates	1	0	0	0
Yemen	0	0	0	1
Maghreb	1	1	1	2
Algeria	0	0	0	1
Libya	1	0	0	0

Mauritania	0	0	1	0
Morocco	0	0	0	1
Tunisia	0	1	0	0
Middle East	1	0	3	3
Egypt	0	0	1	0
Iraq	0	0	1	0
Jordan	0	0	0	1
Lebanon	0	0	1	0
Palestine	0	0	0	1
Sudan	0	0	0	1
Syrian Arab Republic	1	0	0	0

3.5 Please name the site(s) considered to have this potential
Country specific

3.6 Please rate the level of involvement of the following (if applicable) in the preparation of the Tentative List
Average values, numeric values 1 = None, 2 = Poor, 3 = Fair, 4 = Good, value 0 and missing are not included in calculation.

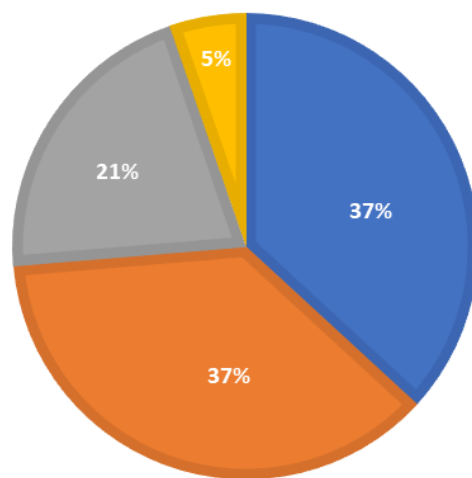
	Gulf	Maghreb	Middle East	Total
National government institution(s)	3.4	4.0	3.7	3.7
Regional/provincial/state government(s)	2.8	3.8	3.4	3.3
Local government(s)	3.0	3.4	3.4	3.3
Other government departments	2.8	3.5	3.0	3.1
UNESCO National Commission	2.6	3.5	3.2	3.1
Local authorities within or adjacent to the property	3.2	3.4	2.3	2.9
Local communities/residents	3.4	3.2	2.7	3.1
Indigenous peoples	3.7	3.0	2.5	3.1
Other specific groups (please specify below)	2.0	0.0	1.0	1.5
Landowners	2.8	0.0	2.3	2.5
Local industries/tourist sector and commercial stakeholders	3.2	3.0	2.0	2.7
Non-Governmental Organization(s)	2.5	3.3	2.8	2.9
Consultants/experts	3.4	3.6	2.8	3.3
Site manager(s)/coordinator(s)	3.6	3.8	3.8	3.7

3.7 Has a gender balanced contribution and participation been considered and implemented in the process of preparing the Tentative List?

Number of States Parties

Region/Sub-Region	Gender balance has not been explicitly considered or implemented in the process	Gender balance has been given limited consideration and implementation in the process	Gender balance has been explicitly considered in the process but there are still deficiencies in the implementation	Gender balance is explicitly considered and effectively implemented in the process
Arab States	7	1	4	7
Gulf	2	0	1	4
Maghreb	2	1	1	1
Middle East	3	0	2	2

ARAB STATES



- Gender balance has not been explicitly considered or implemented in the process
- Gender balance is explicitly considered and effectively implemented in the process
- Gender balance has been explicitly considered in the process but there are still deficiencies in the implementation
- Gender balance has been given limited consideration and implementation in the process

Number of States Parties (Breakdown by State Party)

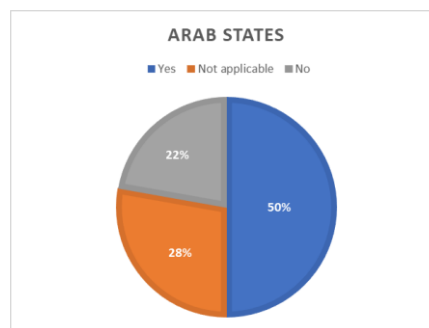
Region/Sub-Region/State Party	Gender balance has not been explicitly considered or implemented in the process	Gender balance has been given limited consideration and implementation in the process	Gender balance has been explicitly considered in the process but there are still deficiencies in the implementation	Gender balance is explicitly considered and effectively implemented in the process
Arab States	7	1	4	7
Gulf	2	0	1	4
Bahrain	0	0	0	1
Kuwait	0	0	0	1
Oman	1	0	0	0
Qatar	1	0	0	0
Saudi Arabia	0	0	0	1

United Arab Emirates	0	0	0	1
Yemen	0	0	1	0
Maghreb	2	1	1	1
Algeria	0	0	1	0
Libya	0	0	0	1
Mauritania	1	0	0	0
Morocco	0	1	0	0
Tunisia	1	0	0	0
Middle East	3	0	2	2
Egypt	1	0	0	0
Iraq	0	0	1	0
Jordan	1	0	0	0
Lebanon	1	0	0	0
Palestine	0	0	1	0
Sudan	0	0	0	1
Syrian Arab Republic	0	0	0	1

3.8 Do any sites on your Tentative List already benefit from other international designations either under other UNESCO Conventions/Programmes or under the Ramsar Convention on Wetlands?

Number of States Parties

Region/Sub-Region	Not applicable	No	Yes
Arab States	5	4	9
Gulf	2	1	4
Maghreb	2	0	3
Middle East	1	3	2



Number of States Parties (Breakdown by State Party)

Region/Sub-Region/State Party	Not applicable	No	Yes
Arab States	5	4	9
Gulf	2	1	4
Bahrain	0	0	1
Kuwait	0	0	1
Oman	1	0	0
Qatar	0	0	1
Saudi Arabia	0	0	1
United Arab Emirates	1	0	0
Yemen	0	1	0
Maghreb	2	0	3
Algeria	0	0	1
Libya	1	0	0
Mauritania	1	0	0
Morocco	0	0	1
Tunisia	0	0	1
Middle East	1	3	2
Egypt	0	0	0
Iraq	0	0	1
Jordan	0	0	1
Lebanon	1	0	0
Palestine	0	1	0
Sudan	0	1	0

Syrian Arab Republic	0	1	0
----------------------	---	---	---

3.9 Please provide any additional comments, conclusions and/or recommendations related to the Tentative List (Questions 3.1 to 3.8)

Country specific

4 Nominations

4.1 Please rate the level of involvement of the following entities in the preparation of the most recent nomination dossiers

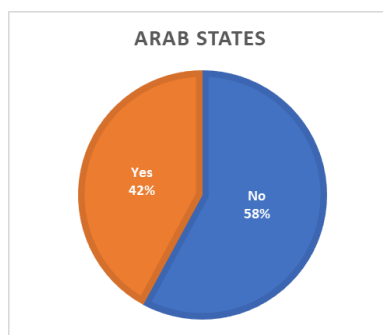
Average values, numeric values 1 = None, 2 = Poor, 3 = Fair, 4 = Good, value 0 and missing are not included in calculation.

	Gulf	Maghreb	Middle East	Total
National government institution(s)	3.6	4.0	3.9	3.8
Regional/provincial/state government(s)	4.0	3.7	3.5	3.7
Local government(s)	3.5	4.0	3.7	3.7
Other government departments	3.3	4.0	3.0	3.4
UNESCO National Commission	2.4	3.0	2.7	2.7
Local authorities within or adjacent to the property	3.2	3.7	2.8	3.2
Local communities/residents	3.4	3.0	2.7	3.0
Indigenous peoples	3.0	3.0	2.3	2.8
Other specific groups (please specify below)	4.0	0.0	2.0	3.0
Landowners	3.0	0.0	2.4	2.7
Local industries/tourist sector and commercial stakeholders	2.8	3.0	3.2	3.0
Non-Governmental Organization(s)	3.2	3.0	3.0	3.1
Consultants/experts	3.6	3.0	3.6	3.4
Site manager(s)/coordinator(s)	3.7	3.7	4.0	3.8

4.2 Has a gender balanced contribution and participation been considered and implemented in the preparation of the most recent nomination dossiers?

Number of States Parties

Region/Sub-Region	No	Yes
Arab States	11	8
Gulf	4	3
Maghreb	3	2
Middle East	4	3



Number of States Parties (Breakdown by State Party)

Region/Sub-Region/State Party	No	Yes
Arab States	11	8
Gulf	4	3
Bahrain	0	1

Kuwait	0	1
Oman	1	0
Qatar	1	0
Saudi Arabia	0	1
United Arab Emirates	1	0
Yemen	1	0
Maghreb	3	2
Algeria	1	0
Libya	0	1
Mauritania	1	0
Morocco	0	1
Tunisia	1	0
Middle East	4	3
Egypt	1	0
Iraq	1	0
Jordan	1	0
Lebanon	1	0
Palestine	0	1
Sudan	0	1
Syrian Arab Republic	0	1

4.3 Please rate the perceived benefits in your country of inscribing properties on the World Heritage List
Average values, numeric values 1 = None, 2 = Limited, 3 = Some, 4 = High, value 0 and missing are not included in calculation.

	Gulf	Maghreb	Middle East	Total
Promoted environmental sustainability, valuing places which are essential for human well-being	3.7	2.6	3.7	3.3
Enhanced inclusive social development, with full inclusion and equity for all stakeholders	3.0	2.0	3.0	2.7
Strengthened protection and conservation of heritage (legislative, regulatory, institutional and/or traditional)	3.7	3.4	3.7	3.6
Enhanced conservation practices	3.9	2.8	3.7	3.5
Enhanced wider community appreciation and participation in heritage processes	3.6	2.8	3.2	3.2
Improved presentation of sites	3.4	2.6	3.9	3.3
Enhanced honour/prestige	3.7	3.2	3.6	3.5
Increased funding	2.9	2.8	3.3	3.0
Additional tool for lobbying/political influence	3.0	2.5	2.7	2.7
Fostered peace and security, including promotion of partnerships and conservation	2.9	2.4	3.2	2.8
Increased number of tourists and visitors	3.4	3.4	3.3	3.4
Promoted inclusive economic development, including decent income and employment for communities	2.7	2.4	2.5	2.5
Other(s)	0.0	0.0	0.0	0.0

4.4 Please rate the extent to which the inscription of properties on the World Heritage List will contribute to achieving the objectives of the 2015 World Heritage and Sustainable Development Policy and the 2030 Agenda for Sustainable Development.

Average values, numeric values 1 = No contribution, 2 = Limited, 3 = Some, 4 = High, value 0 and missing are not included in calculation.

	Gulf	Maghreb	Middle East	Total
Protecting biological and cultural diversity and ecosystem services and benefits	3.3	3.4	3.6	3.4
Strengthening resilience to natural hazards and climate change	3.1	3.2	3.3	3.2
Contributing to inclusion and equity	3.0	2.8	3.0	2.9
Enhancing quality of life and well-being	3.3	2.6	2.7	2.9
Respecting, protecting and promoting human rights	2.9	2.4	2.8	2.7
Respecting, consulting and involving indigenous peoples and local communities	3.4	3.0	2.8	3.1
Achieving gender equality	2.6	3.0	2.5	2.7
Ensuring growth, employment, income and livelihoods	3.3	3.2	3.2	3.2
Promoting economic investment and quality tourism	3.7	3.4	3.1	3.4
Strengthening capacity-building, innovation and local entrepreneurship	3.4	3.2	3.5	3.4
Ensuring conflict prevention	2.8	2.4	3.3	2.8
Protecting heritage during conflict	3.0	3.2	3.6	3.3
Promoting conflict resolution	2.8	2.6	3.0	2.8
Contributing to post-conflict recovery	3.7	3.4	3.2	3.4
Other(s)	0.0	0.0	0.0	0.0

4.5 Please provide any additional comments and/or recommendations related to the nomination of properties (questions 4.1 to 4.4).

Country specific

5 General Policy Development

5.1 Principal pieces of national cultural and/or natural heritage legislation

5.1.1 Principal pieces of national legislation for the protection, conservation and presentation of the State Party's cultural and/or natural heritage

Number of States Parties

Validate	Update
10	9

- The following States Parties requested an update: Bahrain; Kuwait; Oman; Qatar; Yemen; Morocco; Tunisia; Egypt; Palestine.

5.2 Comment on principal pieces of legislation

5.2.1 Please comment, especially if prefilled legislation is no longer in force

Country specific

5.3 Other principal pieces of legislation

5.3.1 If there are principal pieces of legislation for the protection, conservation and presentation of cultural and/or natural heritage not listed in the previous question, please add them here.

Country specific

5.4 Contribution of legislation and/or regulations at other levels to the identification, conservation and protection of the cultural and/or natural heritage

5.4.1 Please describe briefly how legislation and/or regulations at other levels contribute to the identification, conservation and protection of the State Party's cultural and/or natural heritage.

Country specific

5.5 Adequacy of the legal framework for the identification of the State Party's cultural and/or natural heritage

5.5.1 Is the legal framework (i.e. legislation and/or regulations) adequate for the identification of the State Party's cultural and/or natural heritage?

Number of State Parties considering that the legal framework is adequate for the identification of the State Party's cultural and/or natural heritage

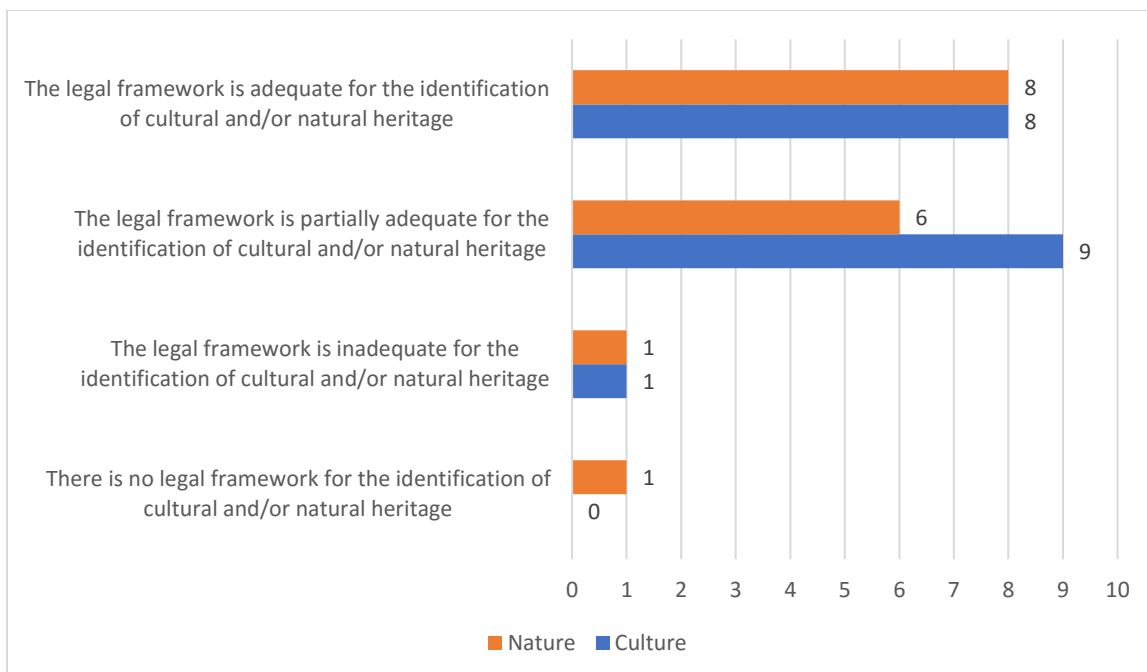
Region/Sub-Region	Culture	Nature
Arab States	8	8
Gulf	3	3
Maghreb	3	3
Middle East	2	2

Number of States Parties (Breakdown by State Party)

- 1 - There is no legal framework for the identification of cultural and/or natural heritage
- 2 - The legal framework is inadequate for the identification of cultural and/or natural heritage
- 3 - The legal framework is partially adequate for the identification of cultural and/or natural heritage
- 4 - The legal framework is adequate for the identification of cultural and/or natural heritage

Region/Sub-Region/State Party	Culture	Nature
Arab States	8	8
Gulf	3	3

Bahrain	3	3
Kuwait	3	1
Oman	4	4
Qatar	3	3
Saudi Arabia	4	4
United Arab Emirates	3	3
Yemen	4	4
Maghreb	3	3
Algeria	4	4
Libya	3	3
Mauritania	4	4
Morocco	3	0
Tunisia	4	4
Middle East	2	2
Egypt	4	0
Iraq	3	2
Jordan	4	4
Lebanon	3	3
Palestine	3	3
Sudan	0	4
Syrian Arab Republic	2	0



5.6 Adequacy of the legal framework for the conservation and protection of the State Party's cultural and/or natural heritage

5.6.1 Is the legal framework (i.e. legislation and/or regulations) adequate for the conservation and protection of the State Party's cultural and/or natural heritage?

Number of States Parties considering that the legal framework is adequate for the conservation and protection of the State Party's cultural and/or natural heritage

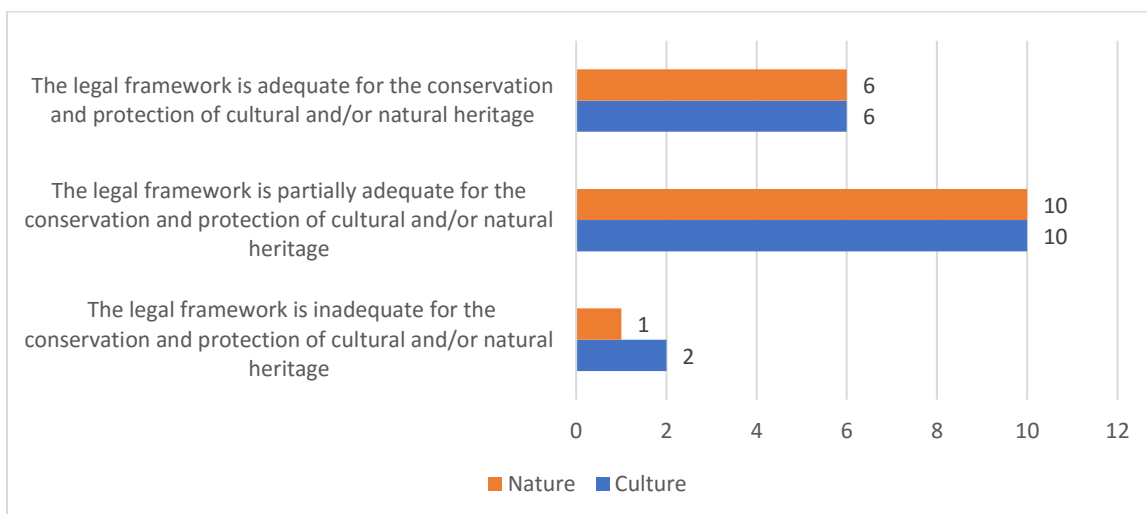
Region/Sub-Region	Culture	Nature
Arab States	6	6
Gulf	3	2
Maghreb	2	2
Middle East	1	2

Number of States Parties (Breakdown by State Party)

- 1 - There is no legal framework for the conservation and protection of cultural and/or natural heritage
- 2 - The legal framework is inadequate for the conservation and protection of cultural and/or natural heritage
- 3 - The legal framework is partially adequate for the conservation and protection of cultural and/or natural heritage
- 4 - The legal framework is adequate for the conservation and protection of cultural and/or natural heritage

Region/Sub-Region/State Party	Culture	Nature
Arab States	6	6
Gulf	3	2
Bahrain	3	3
Kuwait	3	3

Oman	4	4
Qatar	3	3
Saudi Arabia	4	4
United Arab Emirates	3	3
Yemen	4	3
Maghreb	2	2
Algeria	4	4
Libya	3	3
Mauritania	4	4
Morocco	3	3
Tunisia	3	3
Middle East	1	2
Egypt	3	0
Iraq	2	2
Jordan	4	4
Lebanon	3	3
Palestine	3	3
Sudan	0	4
Syrian Arab Republic	2	0

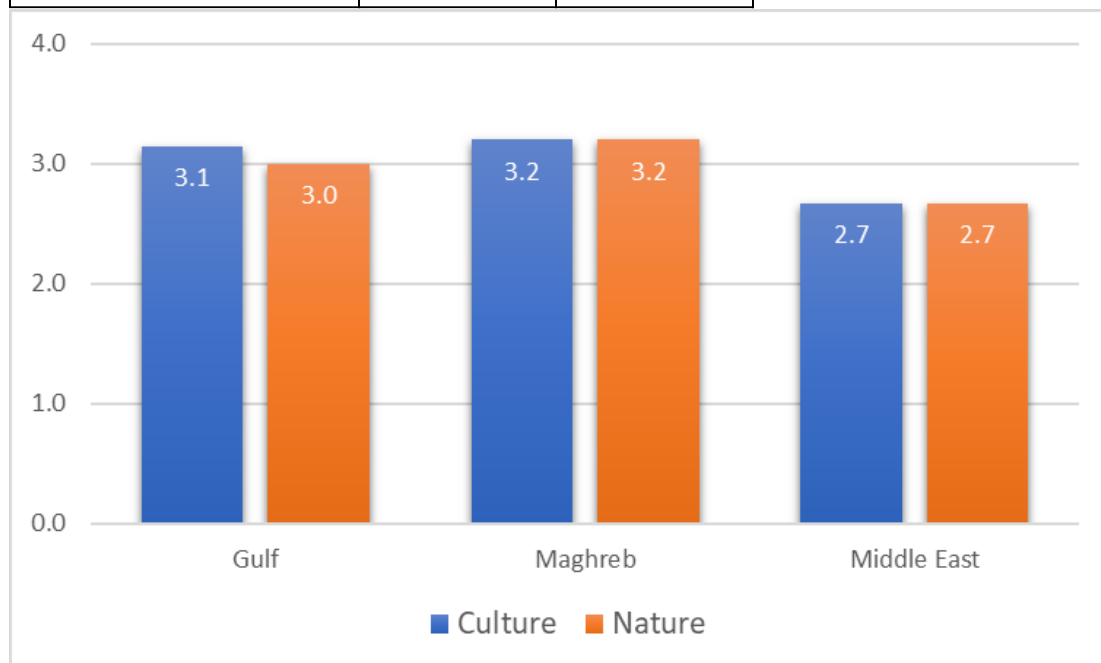


5.7 Enforcement of the legal framework

5.7.1 Can the legal framework (i.e. legislation and/or regulations) for the conservation and protection of the State Party's cultural and/or natural heritage be enforced?

Average values, numeric values 1 = There is no legal framework; 2 = There is no effective capacity/resources to enforce the legal framework; 3 = Existing capacity/resources to enforce the legal framework could be strengthened; 4 = Existing capacity/resources to enforce the legal framework are adequate; missing values are not included in calculation.

Region/Sub-Region	Culture	Nature
Arab States	3.0	3.0
Gulf	3.1	3.0
Maghreb	3.2	3.2
Middle East	2.7	2.7

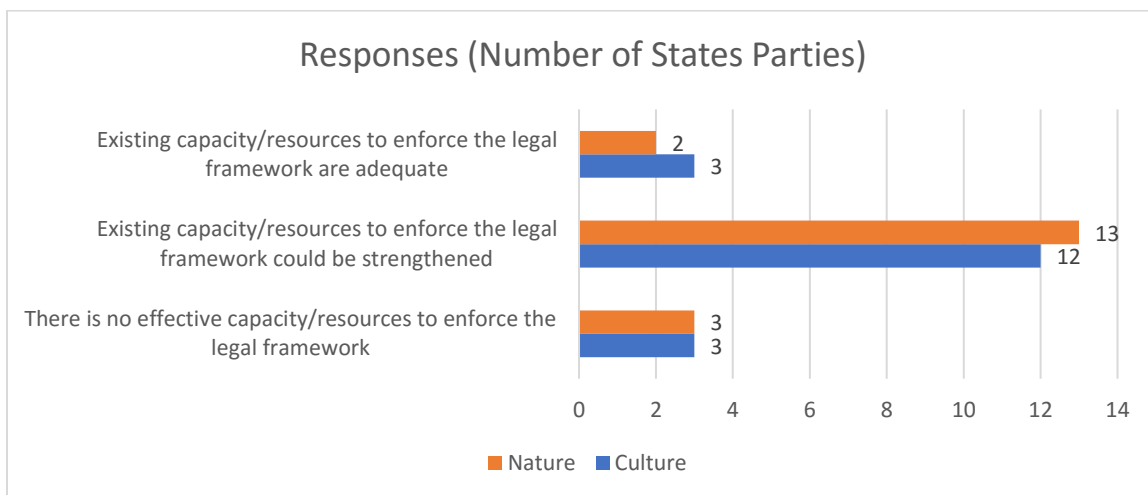


Number of States Parties (Breakdown by State Party)

- 1 - There is no legal framework
- 2 - There is no effective capacity/resources to enforce the legal framework
- 3 - Existing capacity/resources to enforce the legal framework could be strengthened
- 4 - Existing capacity/resources to enforce the legal framework are adequate

Region/Sub-Region/State Party	Culture	Nature
Arab States	3.0	3.0
Gulf	3.1	3.0
Bahrain	3	3
Kuwait	2	2
Oman	3	3
Qatar	3	3

Saudi Arabia	4	3
United Arab Emirates	4	4
Yemen	3	3
Maghreb	3.2	3.2
Algeria	4	4
Libya	3	3
Mauritania	3	3
Morocco	3	3
Tunisia	3	3
Middle East	2.7	2.7
Egypt	3	n/a
Iraq	2	2
Jordan	3	3
Lebanon	3	3
Palestine	2	2
Sudan	n/a	3
Syrian Arab Republic	3	3



5.8 Comments on the enforcement of the legal framework

5.8.1 Please comment on particular problems of enforcement

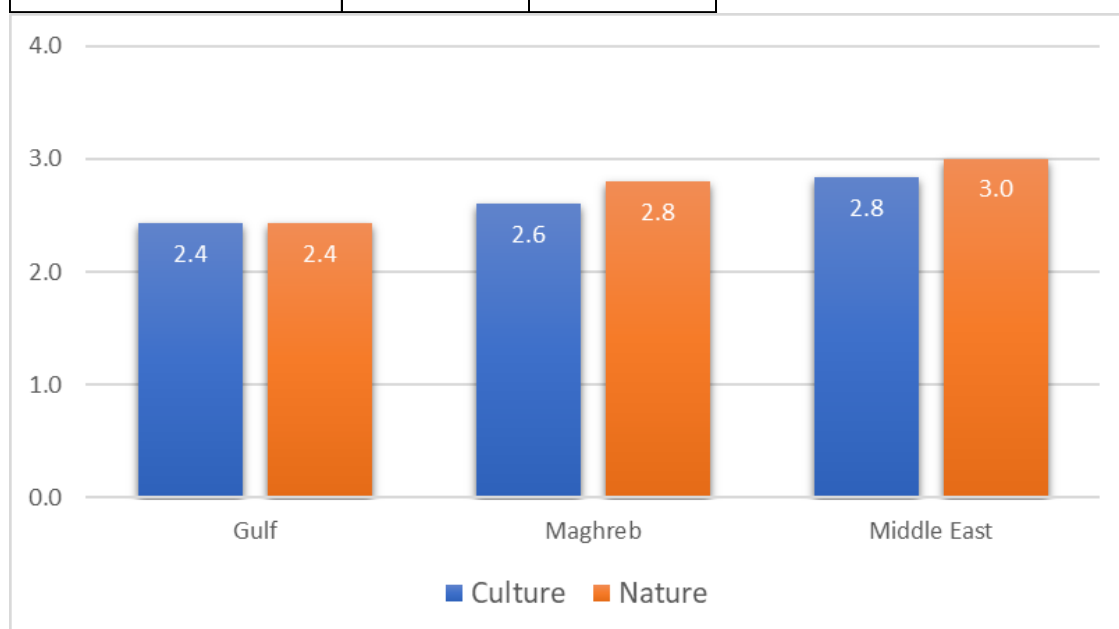
Country specific

5.9 Policies giving cultural and natural heritage a function in the life of communities

5.9.1 How effectively do the State Party's policies give cultural and natural heritage a function in the life of communities?

Average values, numeric values 1 = There are no specific policies to give heritage a function in the life of communities; 2 = There are no specific policies to give heritage a function in the life of communities but this is being achieved on an ad hoc basis; 3 = There are specific policies to give heritage a function in the life of communities but there are some deficiencies in their implementation; 4 = There are specific policies to give heritage a function in the life of communities that are effectively implemented; missing values are not included in calculation.

Region/Sub-Region	Culture	Nature
Arab States	2.6	2.7
Gulf	2.4	2.4
Maghreb	2.6	2.8
Middle East	2.8	3.0

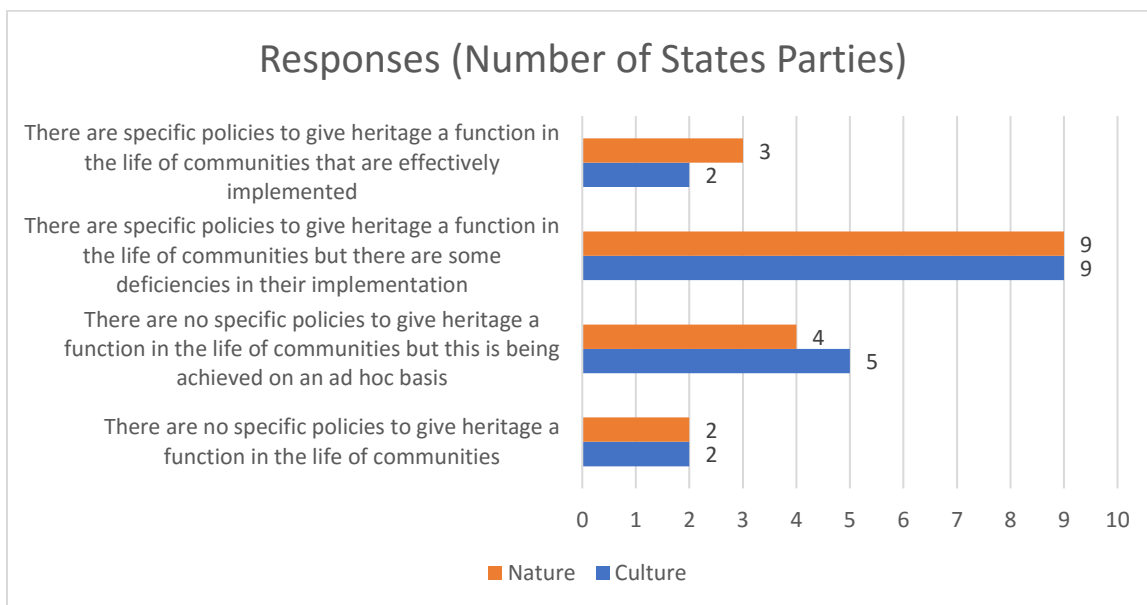


Number of States Parties (Breakdown by State Party)

- 1 - There are no specific policies to give heritage a function in the life of communities
- 2 - There are no specific policies to give heritage a function in the life of communities but this is being achieved on an ad hoc basis
- 3 - There are specific policies to give heritage a function in the life of communities but there are some deficiencies in their implementation
- 4 - There are specific policies to give heritage a function in the life of communities that are effectively implemented

Region/Sub-Region/State Party	Culture	Nature
Arab States	2.6	2.7
Gulf	2.4	2.4
Bahrain	1	3
Kuwait	1	1

Oman	2	2
Qatar	3	2
Saudi Arabia	4	3
United Arab Emirates	3	3
Yemen	3	3
Maghreb	2.6	2.8
Algeria	2	2
Libya	2	2
Mauritania	4	4
Morocco	3	3
Tunisia	2	3
Middle East	2.8	3.0
Egypt	3	n/a
Iraq	3	3
Jordan	3	4
Lebanon	3	3
Palestine	3	3
Sudan	n/a	4
Syrian Arab Republic	2	1



5.10 Examples of specific policies giving heritage a function in the life of communities

5.10.1 Please provide examples of specific policies that give heritage a function in the life of communities

Country specific

5.11 Integration of the conservation and protection of cultural and natural heritage as a strategic element in national sustainable development policies and strategies

5.11.1 How effectively does your State Party integrate the conservation and protection of cultural and natural heritage as a strategic element in national sustainable development policies and strategies?

Average values, numeric values 1 = No integration, 2 = Limited, 3 = Some, 4 = High, missing values are not included in calculation.

	Gulf	Maghreb	Middle East	Total
Protecting biological and cultural diversity and providing ecosystem services and benefits	3.2	2.8	3.0	3.0
Strengthening resilience to natural hazards and climate change	3.2	2.6	3.0	2.9
Contributing to inclusion and equality	3.0	2.8	2.8	2.9
Enhancing the quality of life and well-being	3.3	2.8	3.0	3.0
Respecting, protecting and promoting human rights	3.2	2.8	3.0	3.0
Respecting, consulting and involving indigenous peoples and local communities	3.8	3.0	3.2	3.3
Achieving gender equality	3.0	2.6	2.7	2.8
Ensuring growth, employment, income and livelihoods	3.5	3.0	3.2	3.2
Promoting economic investment and quality tourism	3.4	2.8	3.0	3.1
Strengthening capacity-building, innovation and local entrepreneurship	3.3	2.6	3.2	3.0
Ensuring conflict prevention	3.3	2.8	2.8	3.0
Protecting heritage during conflict	3.0	3.2	2.8	3.0
Promoting conflict resolution	3.5	2.8	2.8	3.0
Contributing to post-conflict recovery	3.5	2.4	3.0	3.0
Other (please specify)	0.0	0.0	0.0	0.0

5.12 UNESCO Recommendation on the Historic Urban Landscape (HUL), adopted in 2011

5.12.1 In relation to the UNESCO Recommendation on the Historic Urban Landscape (HUL), adopted in 2011, please indicate which of the following steps your State Party has taken:

Number of States Parties

	Gulf	Maghreb	Middle East	Total
Adapt the application of the Recommendation and its approach to the States Party's specific context	3	1	2	6
Encourage the HUL approach across its territory	5	2	2	9
Formulate and adopt supporting public policies for the identification and protection of historic layering in urban environments	4	2	5	11
Formulate and adopt supporting public policies for the harmonious integration of contemporary intervention into the historic urban fabric	6	4	5	15
Formulate and adopt supporting public policies for the integration of urban heritage conservation strategies into national development policies and agendas	5	4	5	14
Formulate and adopt supporting public policies for monitoring the implementation of the Recommendation and its impact on the conservation and management of historic cities	5	1	2	8

Number of States Parties (Breakdown by State Party)

Region/Sub-Region/State Party	Adapt the application of the Recommendation and its approach to the States Party's specific context	Encourage the HUL approach across its territory	Formulate and adopt supporting public policies for the identification and protection of historic layering in urban environments	Formulate and adopt supporting public policies for the harmonious integration of contemporary intervention into the historic urban fabric	Formulate and adopt supporting public policies for the integration of urban heritage conservation strategies into national development policies and agendas	Formulate and adopt supporting public policies for monitoring the implementation of the Recommendation and its impact on the conservation and management of historic cities
Arab States	6	9	11	15	14	8
Gulf	3	5	4	6	5	5

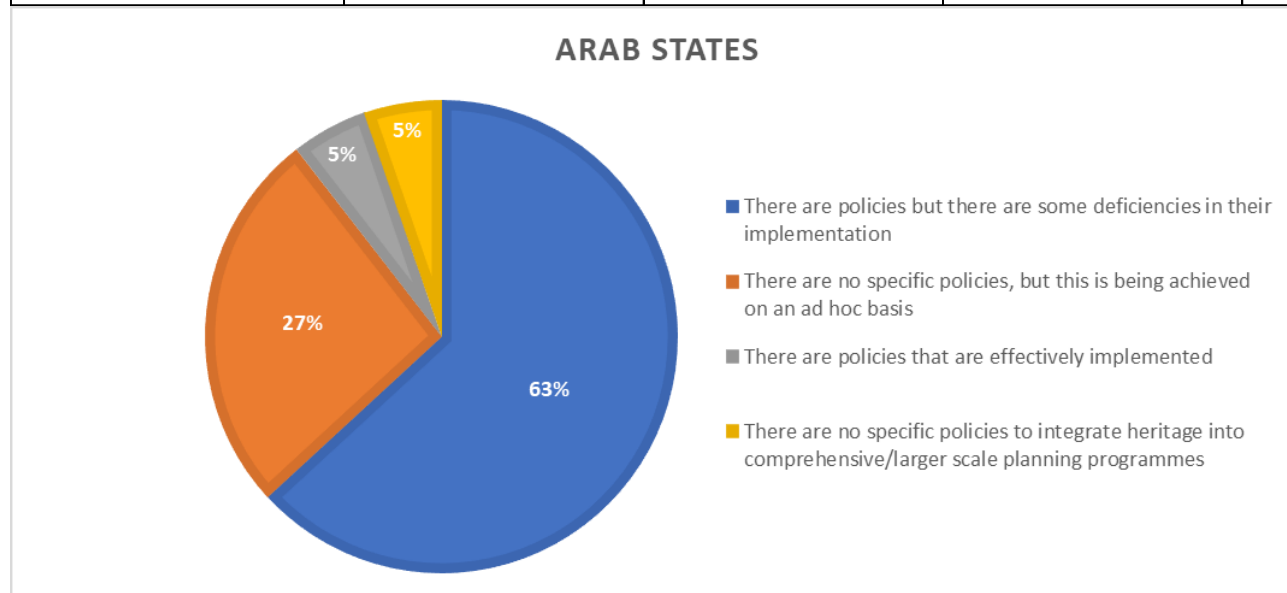
Bahrain	1	1	1	1	0	1
Kuwait	1	1	1	1	1	1
Oman	0	1	0	0	0	0
Qatar	0	0	0	1	1	0
Saudi Arabia	0	1	1	1	1	1
United Arab Emirates	0	1	1	1	1	1
Yemen	1	0	0	1	1	1
Maghreb	1	2	2	4	4	1
Algeria	1	1	1	0	1	0
Libya	0	0	0	1	0	0
Mauritania	0	0	1	1	1	1
Morocco	0	1	0	1	1	0
Tunisia	0	0	0	1	1	0
Middle East	2	2	5	5	5	2
Egypt	1	0	1	1	1	1
Iraq	0	0	0	1	0	0
Jordan	0	0	1	1	1	0
Lebanon	0	1	1	1	1	1
Palestine	0	1	1	1	1	0
Sudan	0	0	0	0	0	0
Syrian Arab Republic	1	0	1	0	1	0

5.13 Integration of the conservation and protection of cultural and natural heritage into comprehensive/larger scale planning programmes

5.13.1 How effectively does the State Party integrate the conservation and protection of cultural and natural heritage into comprehensive/larger scale planning programmes?

Number of States Parties

Region/Sub-Region	There are no specific policies to integrate heritage into comprehensive/larger scale planning programmes	There are no specific policies , but this is being achieved on an ad hoc basis	There are policies but there are some deficiencies in their implementation	There are policies that are effectively implemented
Arab States	1	5	12	1
Gulf	0	2	4	1
Maghreb	0	2	3	0
Middle East	1	1	5	0



Number of States Parties (Breakdown by State Party)

Region/Sub-Region/State Party	There are no specific policies to integrate heritage into comprehensive/larger scale planning programmes	There are no specific policies, but this is being achieved on an ad hoc basis	There are policies but there are some deficiencies in their implementation	There are policies that are effectively implemented
Arab States	1	5	12	1
Gulf	0	2	4	1
Bahrain	0	0	1	0
Kuwait	0	1	0	0
Oman	0	1	0	0
Qatar	0	0	1	0
Saudi Arabia	0	0	1	0
United Arab Emirates	0	0	0	1
Yemen	0	0	1	0
Maghreb	0	2	3	0
Algeria	0	1	0	0
Libya	0	0	1	0
Mauritania	0	0	1	0
Morocco	0	0	1	0
Tunisia	0	1	0	0
Middle East	1	1	5	0

Egypt	0	0	1	0
Iraq	1	0	0	0
Jordan	0	0	1	0
Lebanon	0	0	1	0
Palestine	0	1	0	0
Sudan	0	0	1	0
Syrian Arab Republic	0	0	1	0

5.14 Use of policies and strategies agreed by the World Heritage Committee or the World Heritage General Assembly to set national policies or strategies for the protection of the cultural and natural heritage

5.14.1 Is your State Party using policies and strategies agreed by the World Heritage Committee or the World Heritage General Assembly to set national policies or strategies for the protection of the cultural and natural heritage?

Number of States Parties

Region/Sub-Region	Policy Document on the Impacts of Climate Change on World Heritage Properties	Strategy for Reducing Risks from Disasters at World Heritage Properties	World Heritage Capacity Building Strategy	World Heritage Sustainable Development Policy
Arab States	5	9	9	9
Gulf	2	2	2	3
Maghreb	1	2	1	2
Middle East	2	5	6	4

Number of States Parties (Breakdown by State Party)

1 = No

2 = Yes

Region/Sub-Region/State Party	Policy Document on the Impacts of Climate Change on World Heritage Properties	Strategy for Reducing Risks from Disasters at World Heritage Properties	World Heritage Capacity Building Strategy	World Heritage Sustainable Development Policy
Arab States	5	9	9	9
Gulf	2	2	2	3
Bahrain	1	1	2	2
Kuwait	1	1	1	1
Oman	1	1	1	1
Qatar	2	2	2	2
Saudi Arabia	1	1	1	1
United Arab Emirates	2	2	1	2
Yemen	1	1	1	1
Maghreb	1	2	1	2
Algeria	2	2	1	2
Libya	1	1	1	1
Mauritania	1	1	1	1

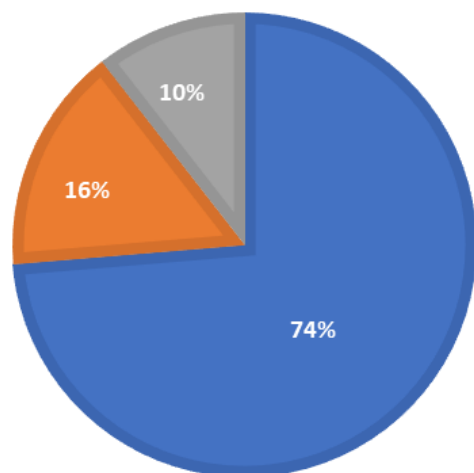
Morocco	1	1	2	2
Tunisia	1	2	1	1
Middle East	2	5	6	4
Egypt	0	2	2	2
Iraq	1	2	2	1
Jordan	2	2	2	2
Lebanon	1	1	2	2
Palestine	2	2	2	2
Sudan	0	0	2	0
Syrian Arab Republic	1	2	1	1

5.14.2 Is the implementation of multilateral agreements, programmes and World Heritage policies and strategies coordinated and integrated into the development of national policies for the conservation, protection and presentation of cultural and natural heritage?

Number of States Parties

Region/Sub-Region	There is no coordination or integration of the implementation of these agreements, programmes and World Heritage policies and strategies into national policies	There is limited coordination and integration of the implementation of these multilateral agreements, Programmes and World Heritage policies and strategies into national policies	There is adequate coordination and integration of the implementation of these multilateral agreements, Programmes and World Heritage policies and strategies into national policies
Arab States	3	14	2
Gulf	1	5	1
Maghreb	1	4	0
Middle East	1	5	1

ARAB STATES



- There is **no coordination or integration** of the implementation of these agreements, programmes and World Heritage policies and strategies into national policies
- There is **limited coordination and integration** of the implementation of these multilateral agreements, Programmes and World Heritage policies and strategies into national policies
- There is **adequate coordination and integration** of the implementation of these multilateral agreements, Programmes and World Heritage policies and strategies into national policies

Number of States Parties (Breakdown by State Party)

Region/Sub-Region/State Party	There is no coordination or integration of the implementation of these agreements, programmes and World Heritage policies and strategies into national policies	There is limited coordination and integration of the implementation of these multilateral agreements, Programmes and World Heritage policies and strategies into national policies	There is adequate coordination and integration of the implementation of these multilateral agreements, Programmes and World Heritage policies and strategies into national policies

Arab States	3	14	2
Gulf	1	5	1
Bahrain	0	1	0
Kuwait	0	1	0
Oman	1	0	0
Qatar	0	1	0
Saudi Arabia	0	1	0
United Arab Emirates	0	0	1
Yemen	0	1	0
Maghreb	1	4	0
Algeria	0	1	0
Libya	0	1	0
Mauritania	0	1	0
Morocco	0	1	0
Tunisia	1	0	0
Middle East	1	5	1
Egypt	0	1	0
Iraq	0	1	0
Jordan	0	0	1
Lebanon	0	1	0
Palestine	0	1	0
Sudan	0	1	0
Syrian Arab Republic	1	0	0

5.15 Specific national policies developed using World Heritage policies and strategies

5.15.1 Please give details of specific national policies developed using World Heritage policies and strategies
Country specific

5.16 Comments on General Policy Development (Questions 5.1 to 5.15)

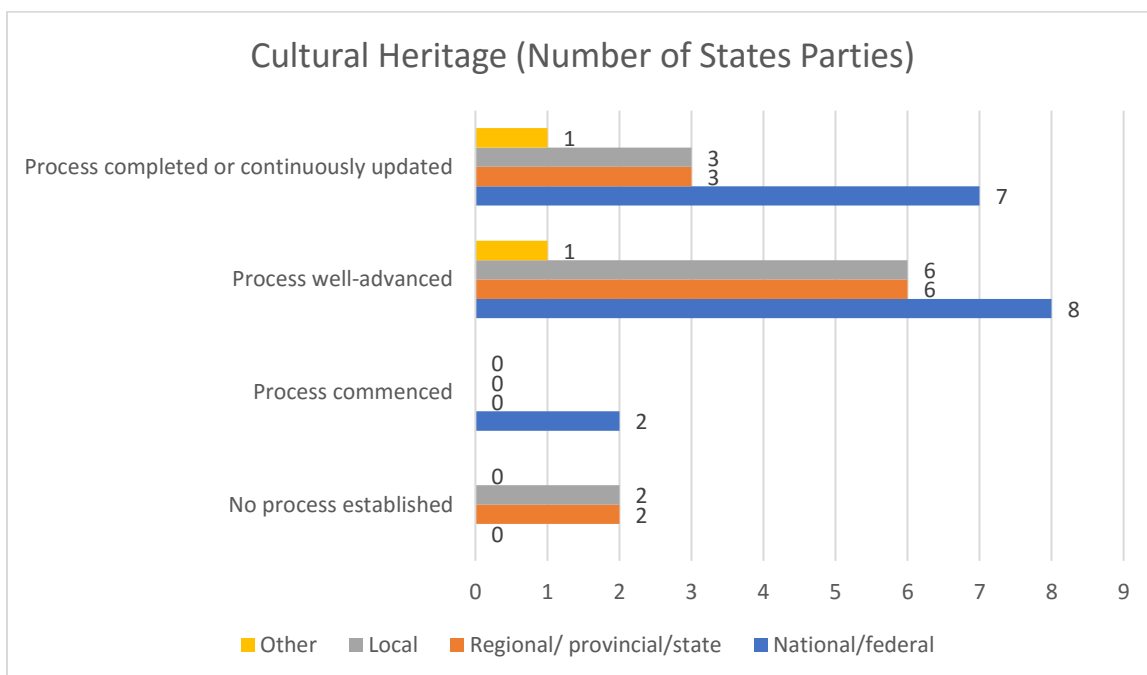
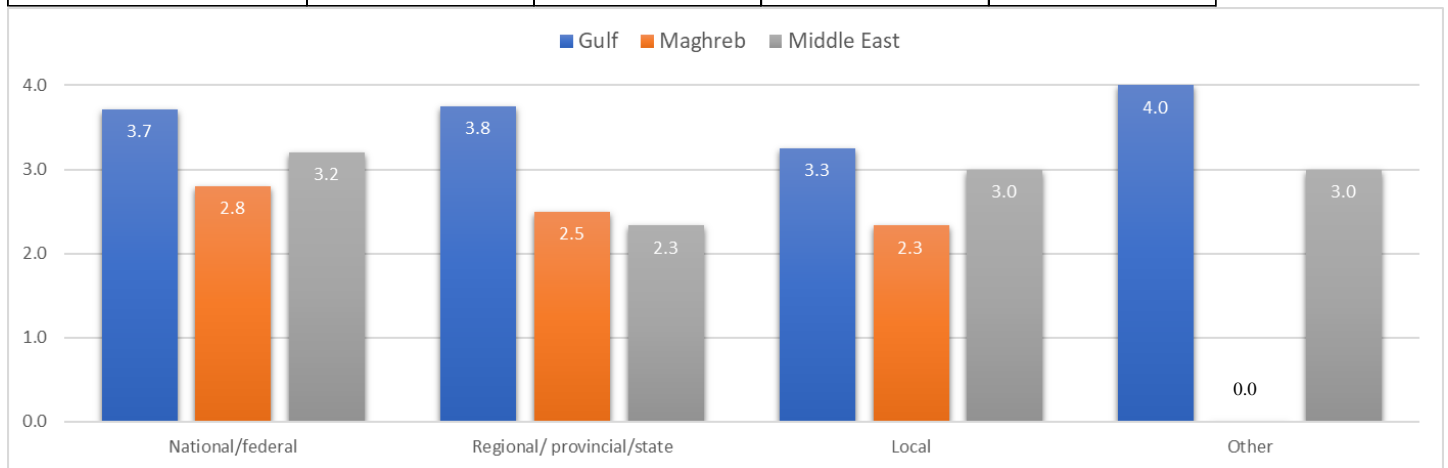
5.16.1 Comments, conclusions and/or recommendations related to General Policy Development (Questions 5.1 to 5.15)
Country specific

6 Inventories/Lists/Registers of Cultural and Natural Heritage

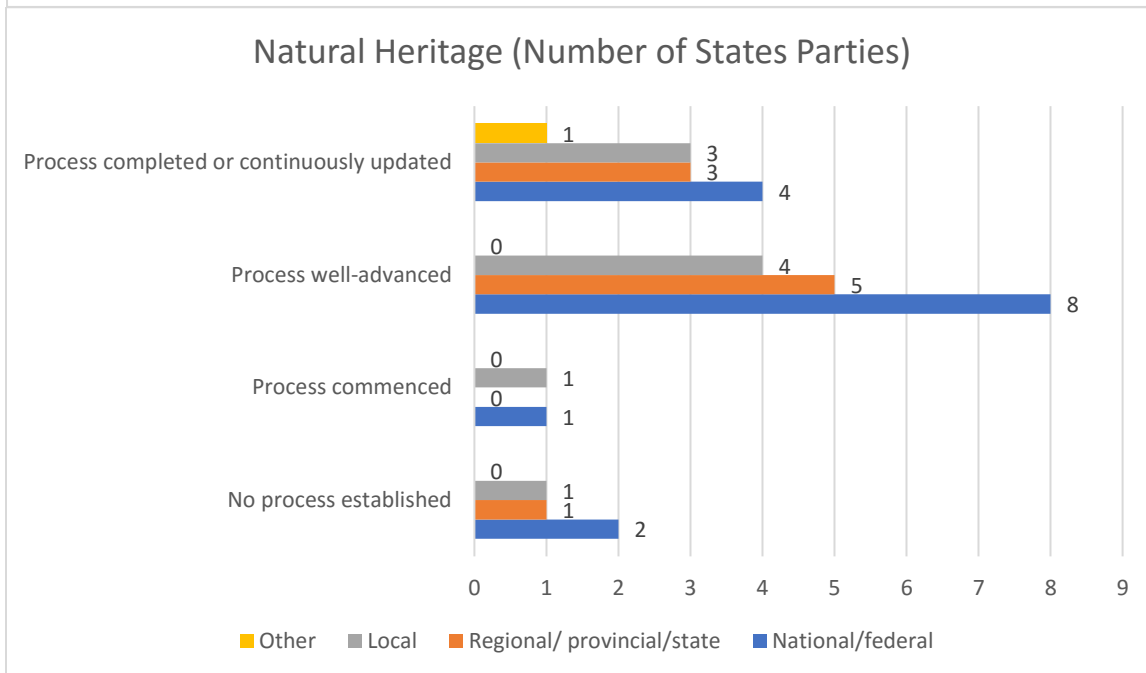
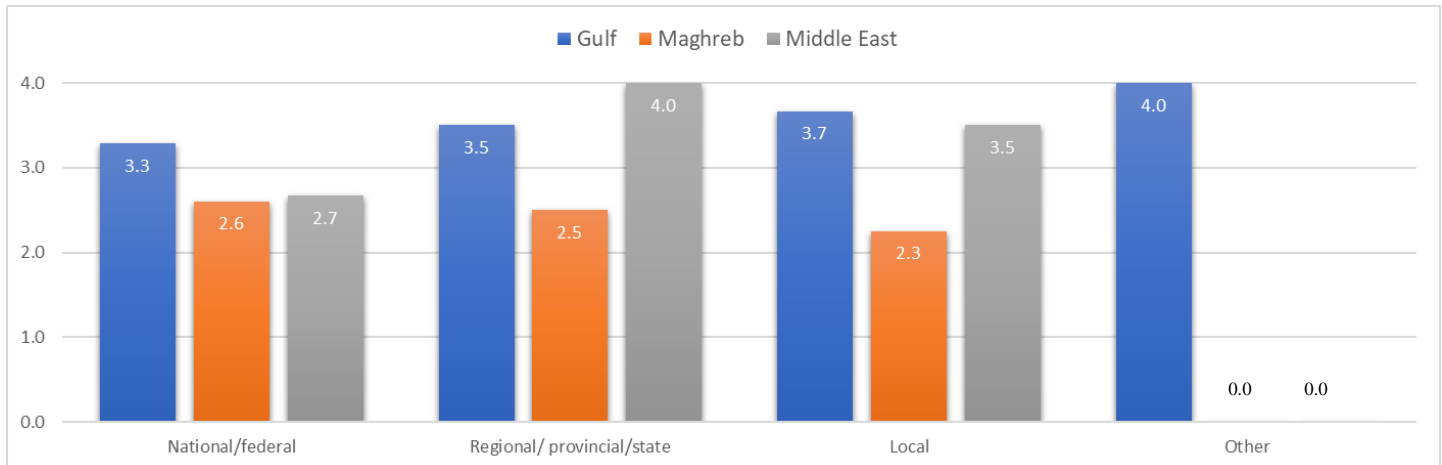
6.1 If the State Party has already established inventories/lists/registers of cultural and natural heritage, at which level(s) are they compiled, and what is their current status?

Average values, numeric values 1 = No process established, 2 = Process commenced, 3 = Process well-advanced, 4 = Process completed or continuously updated, value 0 and missing are not included in calculation.

Region/Sub-Region	Cultural heritage			
	National/federal	Regional/provincial/state	Local	Other
Arab States	3.2	2.9	2.9	3.5
Gulf	3.7	3.8	3.3	4.0
Maghreb	2.8	2.5	2.3	0.0
Middle East	3.2	2.3	3.0	3.0



Region/Sub-Region	Natural heritage			
	National/federal	Regional/provincial/state	Local	Other
Arab States	2.9	3.3	3.1	4.0
Gulf	3.3	3.5	3.7	4.0
Maghreb	2.6	2.5	2.3	0.0
Middle East	2.7	4.0	3.5	0.0



Number of States Parties (Breakdown by State Party)

- 1 = No process established
- 2 = Process commenced
- 3 = Process well-advanced

4 = Process completed or continuously updated

Comment: All State Parties reporting empty and value 0 on this question have been set to N/A so that these numerical values are not included in the averages.

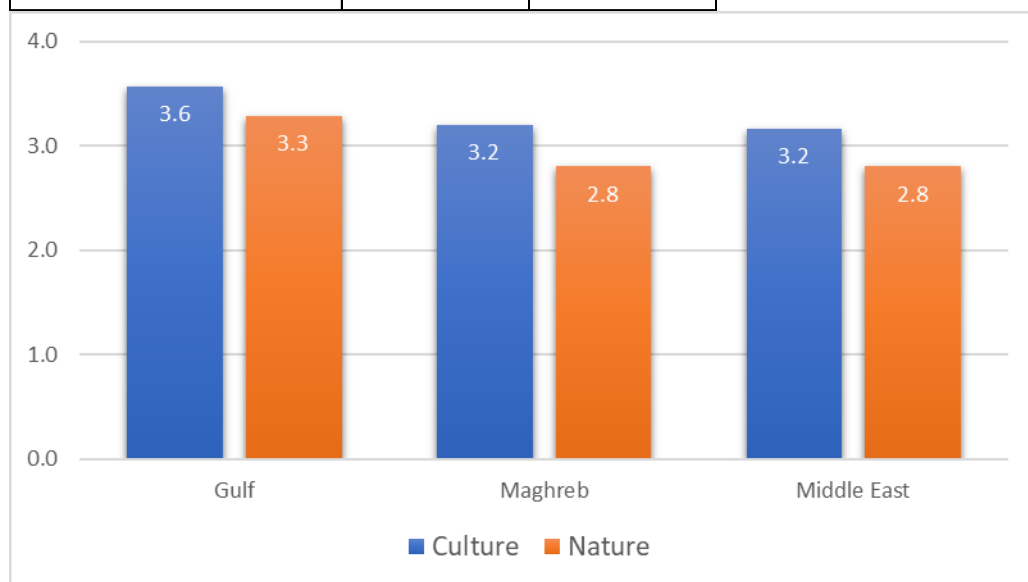
Region/Sub-Region/State Party	Cultural heritage				Natural heritage			
	National/federal	Regional/provincial/state	Local	Other	National/federal	Regional/provincial/state	Local	Other
Arab States	3.2	2.9	2.9	3.5	2.9	3.3	3.1	4.0
Gulf	3.7	3.8	3.3	4.0	3.3	3.5	3.7	4.0
Bahrain	4	n/a	n/a	n/a	3	n/a	n/a	n/a
Kuwait	4	n/a	n/a	n/a	2	n/a	n/a	n/a
Oman	3	3	1	n/a	3	3	n/a	n/a
Qatar	3	n/a	n/a	n/a	3	n/a	n/a	n/a
Saudi Arabia	4	4	4	n/a	4	3	3	n/a
United Arab Emirates	4	4	4	4	4	4	4	4
Yemen	4	4	4	n/a	4	4	4	n/a
Maghreb	2.8	2.5	2.3	n/a	2.6	2.5	2.3	n/a
Algeria	3	3	3	n/a	3	3	3	n/a
Libya	2	1	1	n/a	1	1	1	n/a
Mauritania	3	n/a	n/a	n/a	3	n/a	n/a	n/a
Morocco	3	3	n/a	n/a	3	3	2	n/a
Tunisia	3	3	3	n/a	3	3	3	n/a
Middle East	3.2	2.3	3.0	3.0	2.7	4.0	3.5	n/a
Egypt	4	1	3	3	n/a	n/a	n/a	n/a
Iraq	n/a	n/a	n/a	n/a	n/a	n/a	n/a	n/a
Jordan	4	3	3	n/a	4	4	4	n/a
Lebanon	3	n/a	3	n/a	3	n/a	3	n/a
Palestine	2	n/a	n/a	n/a	1	n/a	n/a	n/a
Sudan	n/a	n/a	n/a	n/a	n/a	n/a	n/a	n/a
Syrian Arab Republic	3	3	3	n/a	n/a	n/a	n/a	n/a

6.2 Are inventories/lists/registers adequate to capture the diversity of cultural and natural heritage of your State Party?

Average values, numeric values 1 = No inventories/lists/registers of heritage have been established; 2 = Inventories/lists/registers are inadequate to capture the diversity of heritage; 3 = Inventories/lists/registers capture some of

the diversity of heritage; 4 = Inventories/lists/registers capture the full diversity of heritage; missing values are not included in calculation.

Region/Sub-Region	Culture	Nature
Arab States	3.3	3.0
Gulf	3.6	3.3
Maghreb	3.2	2.8
Middle East	3.2	2.8



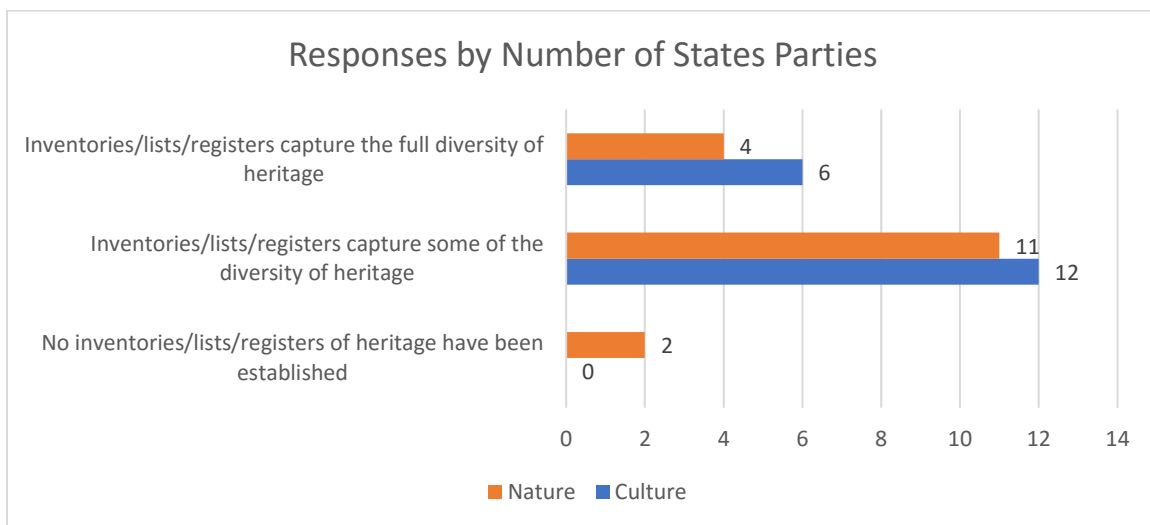
Number of States Parties (Breakdown by State Party)

- 1 - No inventories/lists/registers of heritage have been established
- 2 - Inventories/lists/registers are inadequate to capture the diversity of heritage
- 3 - Inventories/lists/registers capture some of the diversity of heritage
- 4 - Inventories/lists/registers capture the full diversity of heritage

Comment: All State Parties reporting empty on this question have been set to N/A so that these numerical values are not included in the averages.

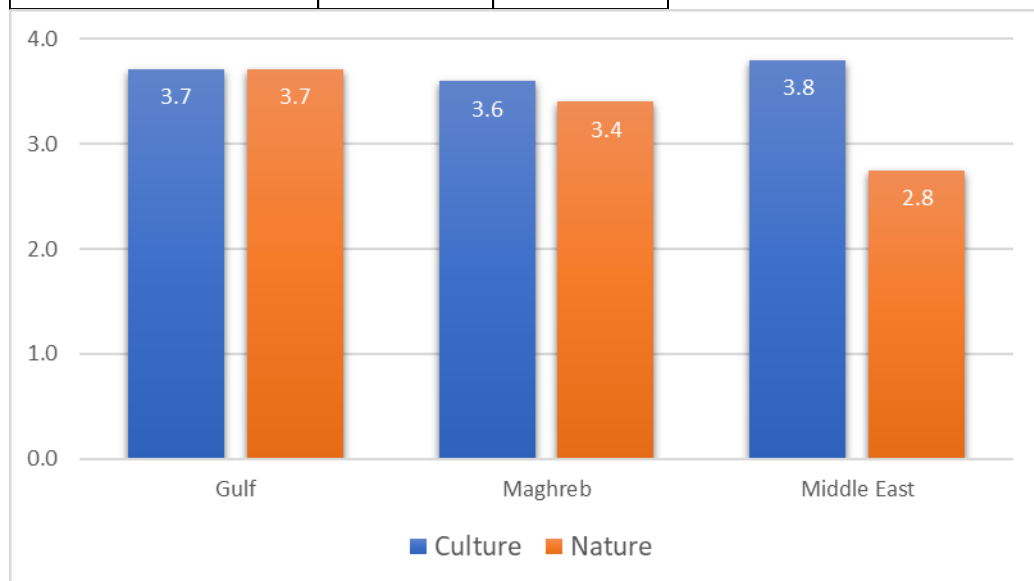
Region/Sub-Region/State Party	Culture	Nature
Arab States	3.3	3.0
Gulf	3.6	3.3
Bahrain	4	3
Kuwait	3	3
Oman	3	3
Qatar	4	3
Saudi Arabia	4	4

United Arab Emirates	3	3
Yemen	4	4
Maghreb	3.2	2.8
Algeria	3	3
Libya	3	1
Mauritania	3	3
Morocco	4	4
Tunisia	3	3
Middle East	3.2	2.8
Egypt	4	n/a
Iraq	3	3
Jordan	3	4
Lebanon	3	3
Palestine	3	3
Sudan	n/a	n/a
Syrian Arab Republic	3	1



6.3 Are inventories/lists/registers used to protect the identified cultural and natural heritage?
 Average values, numeric values 1 = No inventories/lists/registers of heritage have been established; 2 = Inventories/lists/registers are not actively used for the protection of heritage; 3 = Inventories/lists/registers are sometimes used for the protection of heritage; 4 = Inventories/lists/registers are frequently used for the protection of heritage; missing values are not included in calculation.

Region/Sub-Region	Culture	Nature
Arab States	3.7	3.3
Gulf	3.7	3.7
Maghreb	3.6	3.4
Middle East	3.8	2.8



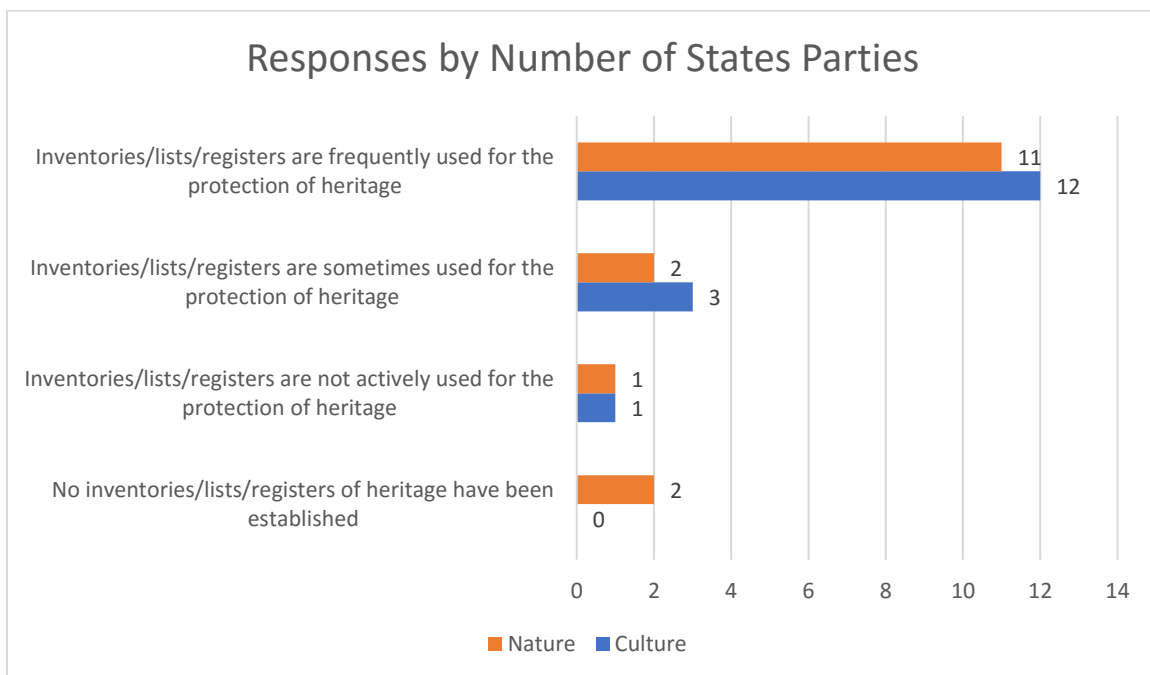
Number of States Parties (Breakdown by State Party)

- 1 - No inventories/lists/registers of heritage have been established
- 2 - Inventories/lists/registers are not actively used for the protection of heritage
- 3 - Inventories/lists/registers are sometimes used for the protection of heritage
- 4 - Inventories/lists/registers are frequently used for the protection of heritage

Comment: All State Parties reporting empty on this question have been set to N/A so that these numerical values are not included in the averages.

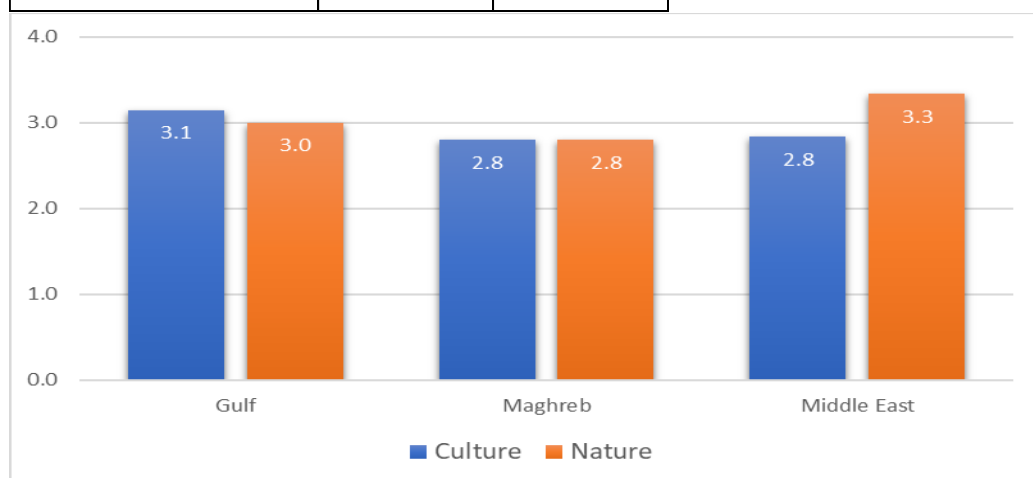
Region/Sub-Region/State Party	Culture	Nature
Arab States	3.7	3.3
Gulf	3.7	3.7
Bahrain	4	4
Kuwait	4	4
Oman	3	3
Qatar	4	4

Saudi Arabia	4	4
United Arab Emirates	3	3
Yemen	4	4
Maghreb	3.6	3.4
Algeria	4	4
Libya	2	1
Mauritania	4	4
Morocco	4	4
Tunisia	4	4
Middle East	3.8	2.8
Egypt	4	n/a
Iraq	n/a	n/a
Jordan	4	4
Lebanon	4	4
Palestine	3	2
Sudan	n/a	n/a
Syrian Arab Republic	4	1



6.4 In addition to heritage practitioners and academic institutions, does the State Party involve communities and indigenous peoples in the identification of natural and cultural heritage for inclusion in inventories/lists/registers? Average values, numeric values 1 = The State Party does not involve communities and indigenous peoples in the identification of natural and/or cultural heritage for inclusion in their inventories/lists/registers; 2 = The State Party plans to involve communities and indigenous peoples in the identification sites of natural and/or cultural heritage for inclusion in their inventories/lists/registers in the future; 3 = The State Party sometimes involves communities and indigenous peoples in the identification sites of natural and/or cultural heritage for inclusion in their inventories/lists/registers; 4 = The State Party regularly involves communities and indigenous peoples in the identification sites of natural and/or cultural heritage for inclusion in their inventories/lists/registers; missing values are not included in calculation.

Region/Sub-Region	Culture	Nature
Arab States	2.9	3.0
Gulf	3.1	3.0
Maghreb	2.8	2.8
Middle East	2.8	3.3



Number of States Parties (Breakdown by State Party)

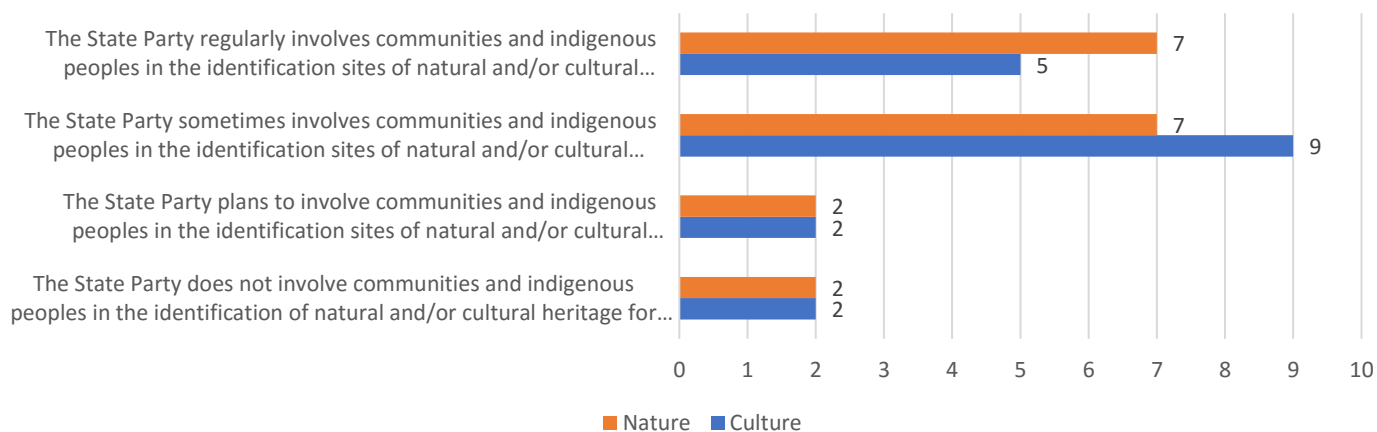
- 1 - The State Party does not involve communities and indigenous peoples in the identification of natural and/or cultural heritage for inclusion in their inventories/lists/registers
- 2 - The State Party plans to involve communities and indigenous peoples in the identification sites of natural and/or cultural heritage for inclusion in their inventories/lists/registers in the future
- 3 - The State Party sometimes involves communities and indigenous peoples in the identification sites of natural and/or cultural heritage for inclusion in their inventories/lists/registers
- 4 - The State Party regularly involves communities and indigenous peoples in the identification sites of natural and/or cultural heritage for inclusion in their inventories/lists/registers

Comment: All State Parties reporting empty on this question have been set to N/A so that these numerical values are not included in the averages.

Region/Sub-Region/State Party	Culture	Nature
Arab States	2.9	3.0
Gulf	3.1	3.0
Bahrain	4	3
Kuwait	1	1

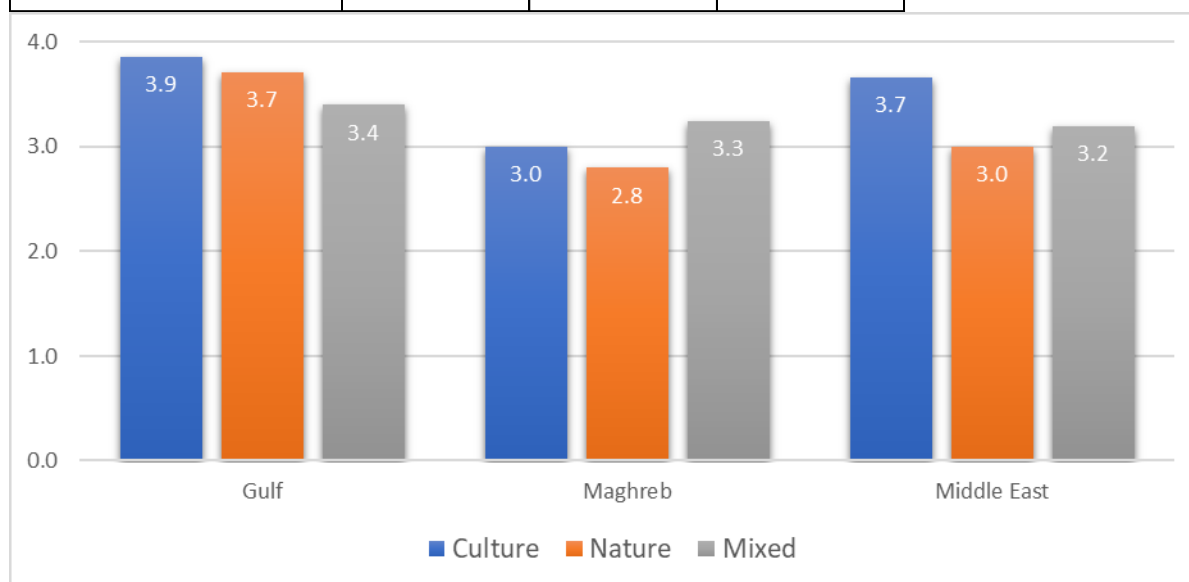
Oman	3	3
Qatar	4	4
Saudi Arabia	4	4
United Arab Emirates	3	3
Yemen	3	3
Maghreb	2.8	2.8
Algeria	3	3
Libya	1	1
Mauritania	4	4
Morocco	4	4
Tunisia	2	2
Middle East	2.8	3.3
Egypt	3	n/a
Iraq	2	4
Jordan	3	4
Lebanon	3	3
Palestine	3	3
Sudan	n/a	4
Syrian Arab Republic	3	2

Responses by Number of States Parties



6.5 Are inventories/lists/registers used for the identification of sites for the Tentative List?
 Average values, numeric values 1 = No inventories/lists/registers of heritage have been established; 2 = Inventories/lists/registers are not actively used for the identification of sites for inclusion on the Tentative List; 3 = Inventories/lists/registers are sometimes used for the identification of sites for inclusion on the Tentative List; 4 = Inventories/lists/registers are frequently used for the identification of sites for inclusion on the Tentative List; missing values are not included in calculation.

Region/Sub-Region	Culture	Nature	Mixed
Arab States	3.5	3.2	3.3
Gulf	3.9	3.7	3.4
Maghreb	3.0	2.8	3.3
Middle East	3.7	3.0	3.2



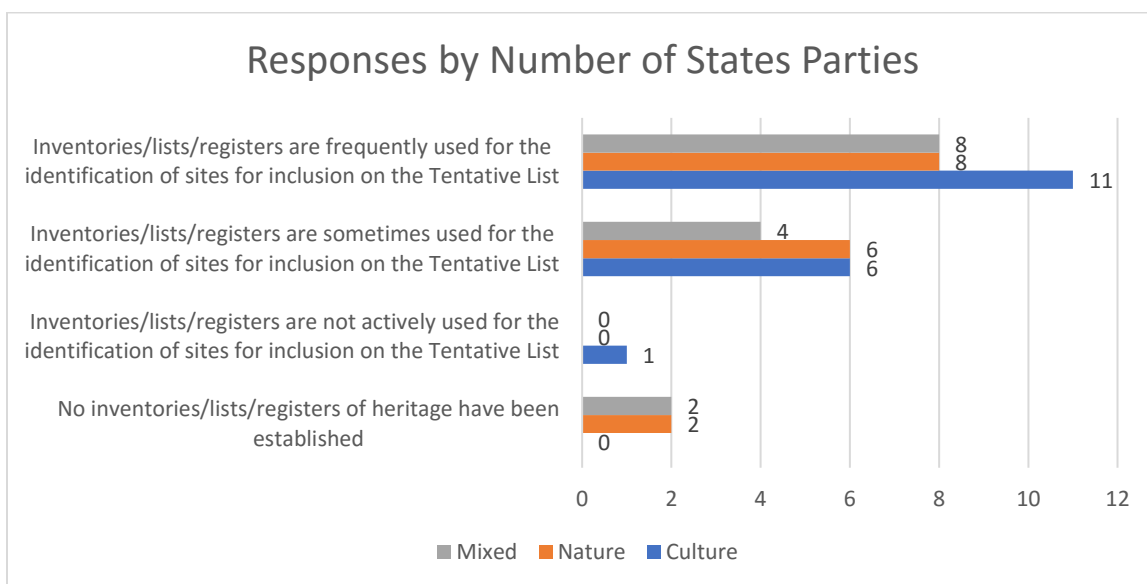
Number of States Parties (Breakdown by State Party)

- 1 - No inventories/lists/registers of heritage have been established
- 2 - Inventories/lists/registers are not actively used for the identification of sites for inclusion on the Tentative List
- 3 - Inventories/lists/registers are sometimes used for the identification of sites for inclusion on the Tentative List
- 4 - Inventories/lists/registers are frequently used for the identification of sites for inclusion on the Tentative List

Comment: All State Parties reporting empty on this question have been set to N/A so that these numerical values are not included in the averages.

Region/Sub-Region/State Party	Culture	Nature	Mixed
Arab States	3.5	3.2	3.3
Gulf	3.9	3.7	3.4
Bahrain	4	3	4
Kuwait	4	4	n/a
Oman	4	4	4

Qatar	3	3	n/a
Saudi Arabia	4	4	4
United Arab Emirates	4	4	4
Yemen	4	4	1
Maghreb	3.0	2.8	3.3
Algeria	3	3	3
Libya	2	1	n/a
Mauritania	4	4	4
Morocco	3	3	3
Tunisia	3	3	3
Middle East	3.7	3.0	3.2
Egypt	4	n/a	n/a
Iraq	4	4	4
Jordan	4	4	4
Lebanon	4	n/a	4
Palestine	3	3	3
Sudan	n/a	n/a	n/a
Syrian Arab Republic	3	1	1



6.6 Comments, conclusions and/or recommendations related to inventories/lists/registers of cultural and natural heritage (questions 6.1 to 6.5)
Country specific

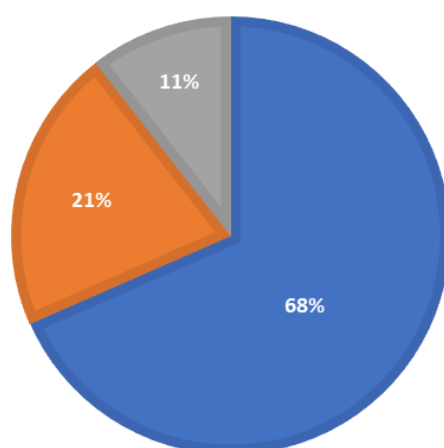
7 Status of Services for the Identification, Protection, Conservation and Presentation of Natural and Cultural Heritage

7.1 How effectively do the principal agencies/institutions responsible for cultural and/or natural heritage cooperate in the identification, protection, conservation and presentation of this heritage?

Number of States Parties

Region/Sub-Region	There is no cooperation between the principal agencies/institutions for the identification, protection, conservation and presentation of cultural and/or natural heritage	There is limited cooperation between the principal agencies/institutions for the identification, protection, conservation and presentation of cultural and/or natural heritage	There is some cooperation between the principal agencies/institutions for the identification, protection, conservation and presentation of cultural and/or natural heritage but this could be improved	There is effective cooperation between principal agencies/institutions for the identification, protection, conservation and presentation of cultural and/or natural heritage
Arab States	0	2	13	4
Gulf	0	1	3	3
Maghreb	0	0	5	0
Middle East	0	1	5	1

ARAB STATES



- There is some cooperation between the principal agencies/institutions for the identification, protection, conservation and presentation of cultural and/or natural heritage but this could be improved
- There is effective cooperation between principal agencies/institutions for the identification, protection, conservation and presentation of cultural and/or natural heritage
- There is limited cooperation between the principal agencies/institutions for the identification, protection, conservation and presentation of cultural and/or natural heritage

Number of States Parties (Breakdown by State Party)

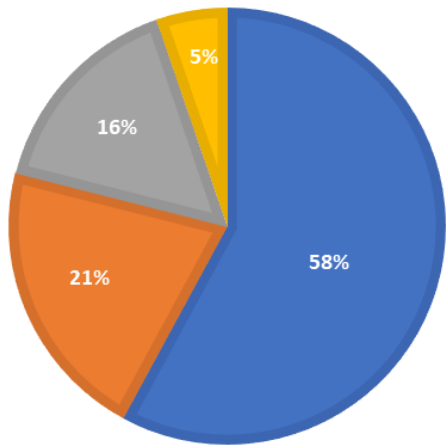
Region/Sub-Region/State Party	There is no cooperation between the principal agencies/institutions for the identification, protection, conservation and presentation of cultural and/or natural heritage	There is limited cooperation between the principal agencies/institutions for the identification, protection, conservation and presentation of cultural and/or natural heritage	There is some cooperation between the principal agencies/institutions for the identification, protection, conservation and presentation of cultural and/or natural heritage but this could be improved	There is effective cooperation between principal agencies/institutions for the identification, protection, conservation and presentation of cultural and/or natural heritage

Arab States	0	2	13	4
Gulf	0	1	3	3
Bahrain	0	0	1	0
Kuwait	0	1	0	0
Oman	0	0	1	0
Qatar	0	0	0	1
Saudi Arabia	0	0	1	0
United Arab Emirates	0	0	0	1
Yemen	0	0	0	1
Maghreb	0	0	5	0
Algeria	0	0	1	0
Libya	0	0	1	0
Mauritania	0	0	1	0
Morocco	0	0	1	0
Tunisia	0	0	1	0
Middle East	0	1	5	1
Egypt	0	0	1	0
Iraq	0	1	0	0
Jordan	0	0	1	0
Lebanon	0	0	1	0
Palestine	0	0	1	0
Sudan	0	0	0	1
Syrian Arab Republic	0	0	1	0

7.2 How effectively do other government agencies (e.g. those responsible for tourism, defence, public works, fishery, etc.) cooperate in the identification, protection, conservation and presentation of cultural and/or natural heritage?
Number of States Parties

Region/Sub-Region	There is no cooperation between other government agencies and the principal agencies/institutions for identification, protection, conservation and presentation of cultural and/or natural heritage	There is limited cooperation between other government agencies and the principal agencies/institutions for the identification, protection, conservation and presentation of cultural and/or natural heritage	In general, cooperation exists between other government agencies and the principal agencies/institutions for the identification, protection, conservation and presentation of cultural and/or natural heritage but there are still deficiencies	All principal agencies/institutions for the identification, protection, conservation and presentation of cultural and/or natural heritage are effectively cooperating with other government agencies
Arab States	1	4	11	3
Gulf	0	1	4	2
Maghreb	1	2	2	0
Middle East	0	1	5	1

ARAB STATES



- In general, cooperation exists between other government agencies and the principal agencies/institutions for the identification, protection, conservation and presentation of cultural and/or natural heritage but there are still deficiencies
- There is limited cooperation between other government agencies and the principal agencies/institutions for the identification, protection, conservation and presentation of cultural and/or natural heritage
- All principal agencies/institutions for the identification, protection, conservation and presentation of cultural and/or natural heritage are effectively cooperating with other government agencies
- There is no cooperation between other government agencies and the principal agencies/institutions for identification, protection, conservation and presentation of cultural and/or natural heritage

Number of States Parties (Breakdown by State Party)

Region/Sub-Region/State Party	There is no cooperation between other government agencies and the principal agencies/institutions for identification, protection, conservation and presentation of cultural and/or natural heritage	There is limited cooperation between other government agencies and the principal agencies/institutions for the identification, protection, conservation and presentation of cultural and/or natural heritage	In general, cooperation exists between other government agencies and the principal agencies/institutions for the identification, protection, conservation and presentation of cultural and/or natural heritage but there are still deficiencies	All principal agencies/institutions for the identification, protection, conservation and presentation of cultural and/or natural heritage are effectively cooperating with other government agencies
Arab States	1	4	11	3
Gulf	0	1	4	2
Bahrain	0	0	1	0
Kuwait	0	1	0	0
Oman	0	0	1	0
Qatar	0	0	1	0
Saudi Arabia	0	0	0	1
United Arab Emirates	0	0	0	1
Yemen	0	0	1	0
Maghreb	1	2	2	0
Algeria	0	0	1	0
Libya	1	0	0	0

Mauritania	0	0	1	0
Morocco	0	1	0	0
Tunisia	0	1	0	0
Middle East	0	1	5	1
Egypt	0	0	0	1
Iraq	0	1	0	0
Jordan	0	0	1	0
Lebanon	0	0	1	0
Palestine	0	0	1	0
Sudan	0	0	1	0
Syrian Arab Republic	0	0	1	0

7.3 How effectively do different levels of government cooperate in the identification, protection, conservation and presentation of cultural and/or natural heritage?

Number of States Parties where different levels of government cooperate effectively for the identification, protection, conservation and presentation of cultural and/or natural heritage

Region/Sub-Region	Culture	Nature
Arab States	2	2
Gulf	2	2
Maghreb	0	0
Middle East	0	0

Number of States Parties (Breakdown by State Party)

- 1 - There is no cooperation between different levels of government for the identification, protection, conservation and presentation of cultural and/or natural heritage
- 2 - There is limited cooperation between different levels of government for the identification, protection, conservation and presentation of cultural and/or natural heritage
- 3 - In general, cooperation exists between different levels of government for identification, protection, conservation and presentation of cultural and/or natural heritage but there are still deficiencies
- 4 - Different levels of government cooperate effectively for the identification, protection, conservation and presentation of cultural and/or natural heritage

Region/Sub-Region/State Party	Culture	Nature
Arab States	2	2
Gulf	2	2
Bahrain	3	3
Kuwait	2	2
Oman	3	3

Qatar	0	3
Saudi Arabia	4	4
United Arab Emirates	4	4
Yemen	3	3
Maghreb	0	0
Algeria	3	0
Libya	2	2
Mauritania	3	3
Morocco	2	2
Tunisia	3	3
Middle East	0	0
Egypt	3	0
Iraq	1	1
Jordan	3	3
Lebanon	3	3
Palestine	3	3
Sudan	0	3
Syrian Arab Republic	3	3

7.4 How effectively do different levels of government cooperate with all segments of civil society in the identification, conservation, protection and presentation of cultural and natural heritage?

Number of States Parties where different levels of government cooperate effectively with all segments of civil society, in the identification, protection, conservation and presentation of cultural and/or natural heritage

Region/Sub-Region	Culture	Nature
Arab States	3	2
Gulf	3	2
Maghreb	0	0
Middle East	0	0

Number of States Parties (Breakdown by State Party)

- 1 - There is no cooperation between different levels of government and all segments of civil society in the identification, protection, conservation and presentation of cultural and/or natural heritage
- 2 - There is limited cooperation between different levels of government and all segments of civil society in the identification, protection, conservation and presentation of cultural and/or natural heritage

3 - There is some cooperation between different levels of government and all segments of civil society in the identification, protection, conservation and presentation of cultural and/or natural heritage but there are still deficiencies

4 - Different levels of government cooperate effectively with all segments of civil society, in the identification, protection, conservation and presentation of cultural and/or natural heritage

Region/Sub-Region/State Party	Culture	Nature
Arab States	3	2
Gulf	3	2
Bahrain	4	2
Kuwait	1	1
Oman	2	2
Qatar	0	3
Saudi Arabia	4	4
United Arab Emirates	4	4
Yemen	3	3
Maghreb	0	0
Algeria	3	0
Libya	2	2
Mauritania	3	3
Morocco	2	2
Tunisia	2	2
Middle East	0	0
Egypt	3	0
Iraq	3	3
Jordan	3	3
Lebanon	3	3
Palestine	3	3
Sudan	0	3
Syrian Arab Republic	2	2

8 Financial Status and Human Resources

8.1 Please assess the relative importance of the following sources of funding for the conservation and protection of cultural and natural heritage in your country.
Average values, numeric values 0 = No funding; 1 = Minor source of project funding; 2 = Major source of project funding; 3 = Minor source of funding for running costs/maintenance; 4 = Major source of funding for running costs/maintenance; missing are not included in calculation.

	Gulf	Maghreb	Middle East	Total
National government funds	2.4	3.2	3.7	3.1
Other levels of government (provincial, state, local)	1.1	1.5	3.2	1.9
International assistance from the World Heritage Fund	0.3	0.3	1.1	0.6
Funds from other international conventions/programmes	0.1	0.5	1.2	0.6
International multilateral funding (e.g. World Bank, IDB, European Union, etc.)	0.9	1.2	1.0	1.0
International bilateral funding (e.g. AFD, GIZ, DGCS, GEF, etc.)	0.4	1.0	1.0	0.8
Non-Governmental Organizations (international and/or national)	0.4	0.6	1.3	0.8
Private sector funds	1.0	0.5	0.9	0.8
Other	0.8	0.0	2.0	0.9

Number of States Parties (Breakdown by State Party)

0 = No funding

1 = Minor source of project funding

2 = Major source of project funding

3 = Minor source of funding for running costs/maintenance

4 = Major source of funding for running costs/maintenance

Comment: All State Parties reporting empty on this question have been set to N/A so that these numerical values are not included in the averages.

Region/Sub-Region/State Party	National government funds	Other levels of government (provincial, state, local)	International assistance from the World Heritage Fund	Funds from other international conventions/programmes	International multilateral funding (e.g. World Bank, IDB, European Union, etc.)	International bilateral funding (e.g. AFD, GIZ, DGCS, GEF, etc.)	Non-Governmental Organizations (international and/or national)	Private sector funds	Other
Arab States	3.1	1.9	0.6	0.6	1.0	0.8	0.8	0.8	0.9
Gulf	2.4	1.1	0.3	0.1	0.9	0.4	0.4	1.0	0.8
Bahrain	4	1	0	0	3	0	1	2	4
Kuwait	1	0	0	0	0	0	0	0	0
Oman	2	0	1	0	0	0	0	1	n/a
Qatar	4	0	0	0	0	0	0	1	0
Saudi Arabia	4	4	0	0	0	0	0	2	n/a
United Arab Emirates	1	2	0	0	0	0	0	0	0
Yemen	1	1	1	1	3	3	2	1	0

Maghreb	3.2	1.5	0.3	0.5	1.2	1.0	0.6	0.5	0.0
Algeria	2	2	0	0	1	1	0	1	n/a
Libya	4	1	0	0	1	0	1	0	0
Mauritania	4	n/a	n/a	n/a	1	1	1	n/a	n/a
Morocco	4	2	1	1	2	2	1	1	n/a
Tunisia	2	1	0	1	1	1	0	0	0
Middle East	3.7	3.2	1.1	1.2	1.0	1.0	1.3	0.9	2.0
Egypt	4	3	1	1	1	1	2	2	1
Iraq	4	4	0	0	0	0	0	0	4
Jordan	3	3	1	1	1	1	1	1	4
Lebanon	4	3	1	3	2	2	2	1	n/a
Palestine	4	3	2	1	2	2	1	1	0
Sudan	4	n/a	2	n/a	0	n/a	2	0	n/a
Syrian Arab Republic	3	3	1	1	1	0	1	1	1

8.2 Does the State Party have policies to allocate site revenues for the conservation and protection of cultural and natural heritage?

Number of States Parties that have policies to allocate site revenues for the conservation and protection of cultural and natural heritage

Region/Sub-Region	Culture	Nature
Arab States	9	10
Gulf	2	2
Maghreb	3	3
Middle East	4	5

Number of States Parties (Breakdown by State Party)

1 = No

2 = Yes

Region/Sub-Region/State Party	Culture	Nature
Arab States	9	10
Gulf	2	2
Bahrain	1	1
Kuwait	1	1

Oman	2	2
Qatar	1	1
Saudi Arabia	1	1
United Arab Emirates	2	2
Yemen	1	1
Maghreb	3	3
Algeria	2	2
Libya	1	1
Mauritania	2	2
Morocco	1	1
Tunisia	2	2
Middle East	4	5
Egypt	2	2
Iraq	2	2
Jordan	2	2
Lebanon	1	1
Palestine	2	2
Sudan	0	2
Syrian Arab Republic	1	1

8.3 Do you consider that the current budget is sufficient to conserve, protect and present cultural and natural heritage effectively?

Percentage of State Parties that consider the available budget for World Heritage to be adequate to meet the current conservation, protection and presentation needs

Region/Sub-Region	Culture	Nature
Arab States	5.6	5.6
Gulf	14.3	14.3
Maghreb	0.0	0.0
Middle East	0.0	0.0

Number of States Parties (Breakdown by State Party)

1 - The available budget is inadequate for basic conservation, protection and presentation and is a serious constraint on the capacity to conserve and protect cultural and natural heritage

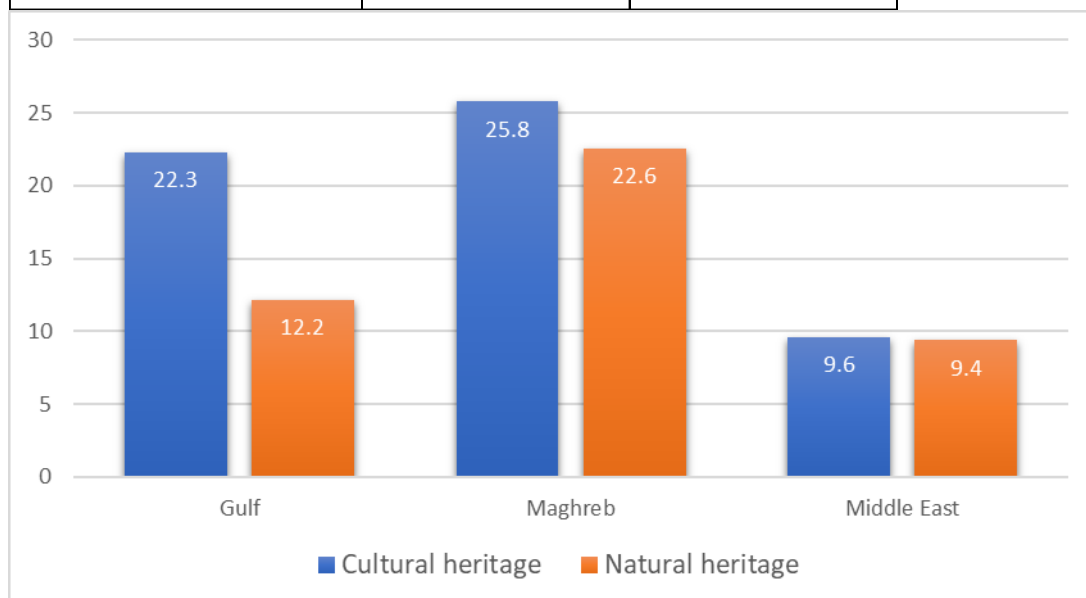
2 - The available budget is acceptable but could be further improved to fully meet the conservation, protection and presentation needs

3 - The available budget is adequate to meet the current conservation, protection and presentation needs

Region/Sub-Region/State Party	Culture	Nature
Arab States	1	1
Gulf	1	1
Bahrain	2	2
Kuwait	1	1
Oman	2	2
Qatar	1	2
Saudi Arabia	2	1
United Arab Emirates	3	3
Yemen	1	1
Maghreb	0	0
Algeria	2	2
Libya	1	1
Mauritania	2	2
Morocco	2	2
Tunisia	2	2
Middle East	0	0
Egypt	2	0
Iraq	1	1
Jordan	1	1
Lebanon	2	2
Palestine	2	1
Sudan	0	2
Syrian Arab Republic	1	1

8.4 Please indicate the percentage of total annual public expenditure that is spent on the identification, conservation, protection and presentation of cultural and natural heritage
Percentage of total annual public expenditure on the identification, conservation, protection and presentation of cultural/natural heritage

Region/Sub-Region	Cultural heritage	Natural heritage
Arab States	19.2	14.7
Gulf	22.3	12.2
Maghreb	25.8	22.6
Middle East	9.6	9.4



Number of States Parties (Breakdown by State Party)

Comment: All State Parties reporting empty on this question have been set to N/A so that these numerical values are not included in the averages.

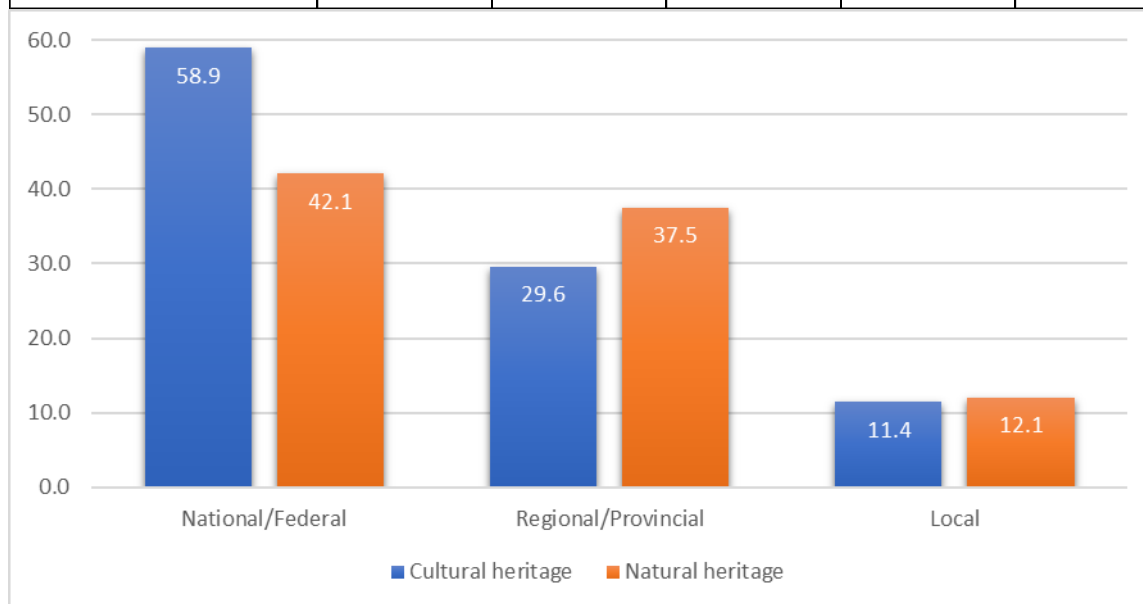
Region/Sub-Region/State Party	Cultural heritage	Natural heritage
Arab States	19.2	14.7
Gulf	22.3	12.2
Bahrain	1	1
Kuwait	0.005	0
Oman	1.93	1
Qatar	n/a	n/a
Saudi Arabia	70	30
United Arab Emirates	60	40
Yemen	1	1
Maghreb	25.8	22.6
Algeria	0.09	0.1
Libya	4	0

Mauritania	98	90
Morocco	n/a	n/a
Tunisia	1	0.2
Middle East	9.6	9.4
Egypt	n/a	n/a
Iraq	10	20
Jordan	0.003	0.002
Lebanon	20	20
Palestine	3	2
Sudan	n/a	n/a
Syrian Arab Republic	15	5

8.5 Please estimate the percentage of the total annual public expenditure (as stated in 8.4) that is spent on cultural and natural heritage at each governmental level

Percentage of total annual public expenditure spent on the identification, conservation, protection and presentation of cultural/natural heritage is allocated from national/federal, provincial/regional and local levels

Region/Sub-Region	Cultural heritage			Natural heritage		
	National/ Federal	Regional/ Provincial	Local	National/ Federal	Regional/ Provincial	Local
Arab States	58.9	29.6	11.4	42.1	37.5	12.1
Gulf	63.0	22.0	15.0	48.8	32.5	18.8
Maghreb	48.0	47.0	5.0	30.0	42.5	2.5
Middle East	67.5	17.5	15.0	47.5	37.5	15.0



Number of States Parties (Breakdown by State Party)

Report on the results of the Third Cycle of Periodic Reporting exercise in the Arab States

WHC/21/44.COM/10A, p.182

Comment: All State Parties reporting empty on this question have been set to N/A so that these numerical values are not included in the averages.

Region/Sub-Region/State Party	Cultural heritage			Natural heritage		
	National/ Federal	Regional/ Provincial	Local	National/ Federal	Regional/ Provincial	Local
Arab States	58.9	29.6	11.4	42.1	37.5	12.1
Gulf	63.0	22.0	15.0	48.8	32.5	18.8
Bahrain	50	50	0	50	50	0
Kuwait	n/a	n/a	n/a	n/a	n/a	n/a
Oman	n/a	n/a	n/a	n/a	n/a	n/a
Qatar	60	40	0	n/a	n/a	n/a
Saudi Arabia	75	20	5	75	20	5
United Arab Emirates	40	0	60	60	0	40
Yemen	90	0	10	10	60	30
Maghreb	48.0	47.0	5.0	30.0	42.5	2.5
Algeria	50	50	0	50	50	0
Libya	70	15	15	0	0	0
Mauritania	30	70	0	n/a	n/a	n/a
Morocco	30	70	0	30	70	0
Tunisia	60	30	10	40	50	10
Middle East	67.5	17.5	15.0	47.5	37.5	15.0
Egypt	n/a	n/a	n/a	n/a	n/a	n/a
Iraq	n/a	n/a	n/a	n/a	n/a	n/a
Jordan	40	20	40	30	30	40
Lebanon	50	30	20	40	40	20
Palestine	100	0	0	100	0	0
Sudan	n/a	n/a	n/a	n/a	n/a	n/a
Syrian Arab Republic	80	20	0	20	80	0

8.6 Are available human resources adequate to conserve, protect and present cultural and natural heritage effectively? Percentage of State Parties that consider available human resources as adequate to meet the current needs of cultural and/or natural heritage conservation, protection and presentation

Region/Sub-Region	Culture	Nature
Arab States	11.1	11.1
Gulf	14.3	14.3
Maghreb	40.0	40.0
Middle East	0.0	0.0

Number of States Parties (Breakdown by State Party)

1 - Human resources are inadequate for conservation, protection and presentation needs of cultural and/or natural heritage

2 - A range of human resources exist, to conserve, protect and present cultural and/or natural heritage, but these are below optimum

3 - Human resources are adequate to meet the current needs of cultural and/or natural heritage conservation, protection and presentation

Region/Sub-Region/State Party	Culture	Nature
Arab States	2	2
Gulf	1	1
Bahrain	2	2
Kuwait	1	1
Oman	2	2
Qatar	2	2
Saudi Arabia	2	2
United Arab Emirates	3	3
Yemen	2	2
Maghreb	1	1
Algeria	2	2
Libya	1	1
Mauritania	3	3
Morocco	2	2
Tunisia	2	2
Middle East	0	0
Egypt	2	0
Iraq	1	1
Jordan	1	2
Lebanon	2	2

Palestine	1	1
Sudan	0	2
Syrian Arab Republic	1	1

8.7 Comments, conclusions and/or recommendations related to financial and human resources (Questions 8.1 to 8.6)
Country specific

9 Capacity Development

9.1 Please prioritise the capacity building needs in the following fields identified in your country for the conservation, protection and presentation of cultural and natural heritage.

Average values, numeric values 1 = No priority, 2 = Low priority, 3 = Medium priority, 4 = High priority, value 0 and missing are not included in calculation.

	Culture	Nature
National/federal	3.7	3.6
Statutory processes: Tentative Lists	3.6	3.6
Statutory processes: Nominations	3.6	3.7
Statutory processes: Reporting and monitoring	3.3	3.4
Statutory processes: International assistance	3.1	3.0
Conservation and management of heritage sites	3.8	3.9
Technical and scientific issues	3.4	3.4
Traditional conservation processes	3.1	3.2
Sustainable resource utilisation and management	3.4	3.5
Interpretation/communication of World Heritage properties	3.4	3.3
Risk preparedness and disaster risk management	3.7	3.7
Impact assessment tools (environmental, heritage and social)	3.5	3.5
Sustainable tourism use and management	3.5	3.5
Management effectiveness assessment	3.4	3.5
Management approaches and methodologies (including HUL)	3.6	3.5
Awareness raising and outreach	3.2	3.3
Governance: legislative, institutional and financial frameworks and mechanisms	3.3	3.4
Sustainable development	3.7	3.6
Protection and integration of biological and cultural diversity in management systems	3.5	3.7
Strengthening resilience to natural hazards and climate change: adaptation and mitigation	3.3	3.4
Adoption of rights-based approaches to heritage management	3.2	3.2
Development of inclusive, equitable and effective management systems: enhancing quality of life and well-being through heritage	3.6	3.6
Inclusive social development in World Heritage management systems	3.5	3.4
Gender balance in management systems	2.9	2.9
Inclusive economic development in World Heritage management systems	3.4	3.4
World Heritage as an enabler and a driver of peace and security	3.3	3.3

9.2 Please rate the priority for training target audiences for each of the specific topics/themes/capacity building needs identified below for conservation, protection and presentation of cultural and natural heritage.

Average values, numeric values 1 = No priority, 2 = Low priority, 3 = Medium priority, 4 = High priority, value 0 and missing are not included in calculation.

	Administrators and government bodies at all levels	Communities, indigenous peoples, landowners, local businesses, other social groups etc.	Universities, NGOs etc.	Heritage practitioners
Implementation of the Convention	3.5	3.2	2.9	3.2
Statutory processes: Tentative Lists process	3.6	2.9	2.7	3.1
Statutory processes: Nomination process	3.7	3.4	3.1	3.2
Statutory processes: Reporting and monitoring process	3.6	3.1	3.0	3.2
Statutory processes: International assistance, etc.	3.3	2.7	2.4	2.7
Conservation and management of heritage sites	3.7	3.6	3.4	3.1
Technical and Scientific issues	3.3	2.7	3.4	3.2
Traditional conservation processes	3.2	3.5	3.0	3.2
Sustainable resource utilisation and management	3.5	3.3	3.0	2.9
Interpretation/communication of World Heritage properties	3.3	3.2	3.2	3.0
Risk preparedness and disaster risk management	3.6	3.4	3.1	3.1
Impact assessment tools (environmental, heritage and social)	3.6	3.4	3.3	3.0
Sustainable tourism use and management	3.4	3.2	2.8	3.0
Management effectiveness assessment	3.4	3.1	2.7	3.0
Management approaches and methodologies (including HUL)	3.7	3.2	3.2	3.1
Awareness raising and outreach	3.5	3.5	3.3	3.2
Governance: legislative, institutional and financial frameworks and mechanisms	3.8	3.1	3.1	2.9
Sustainable development	3.8	3.7	3.6	3.1
Building environmental and social resilience	3.5	3.2	3.2	2.9
Integration of eco-social diversity in management systems	3.4	3.0	3.1	2.9
Adoption of rights-based approaches to heritage management	3.5	3.3	3.1	2.6
Development of inclusive, equitable and effective management systems	3.4	2.9	3.0	3.1
Adaptation to and mitigation of climate change	3.4	3.3	3.2	3.0

9.3 Please indicate how the State Party is using the World Heritage Capacity Building Strategy (2011).

Report on the results of the Third Cycle of Periodic Reporting exercise
in the Arab States

WHC/21/44.COM/10A, p.187

Number of States Parties

	Gulf	Maghreb	Middle East	Total
The State Party is using the Capacity Building Strategy for the implementation of capacity building at the national level	6	1	5	12
The State Party is using the Capacity Building Strategy for the implementation of capacity building at the regional/sub-regional level	4	1	3	8
The State Party is using the Capacity Building Strategy to identify capacity building priorities	7	0	4	11
The State Party is using the Capacity Building Strategy by fundraising to support capacity building programmes	3	1	2	6
The State Party is using the Capacity Building Strategy by raising awareness about the need to conserve and manage cultural and natural heritage	5	1	3	9

Number of States Parties (Breakdown by State Party)

1 = No

2 = Yes

Region/Sub-Region/State Party	The State Party is using the Capacity Building Strategy for the implementation of capacity building at the national level	The State Party is using the Capacity Building Strategy for the implementation of capacity building at the regional/sub-regional level	The State Party is using the Capacity Building Strategy to identify capacity building priorities	The State Party is using the Capacity Building Strategy by fundraising to support capacity building programmes	The State Party is using the Capacity Building Strategy by raising awareness about the need to conserve and manage cultural and natural heritage
Arab States	12	8	11	6	9
Gulf	6	4	7	3	5
Bahrain	2	2	2	2	2
Kuwait	2	0	2	1	1
Oman	1	1	2	1	1

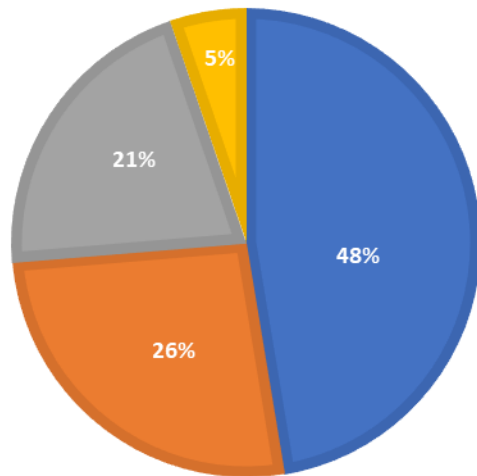
Qatar	2	1	2	1	2
Saudi Arabia	2	2	2	2	2
United Arab Emirates	2	2	2	1	2
Yemen	2	2	2	2	2
Maghreb	1	1	0	1	1
Algeria	1	1	1	1	1
Libya	1	1	1	1	1
Mauritania	2	2	1	2	2
Morocco	1	1	1	1	1
Tunisia	1	1	1	1	1
Middle East	5	3	4	2	3
Egypt	2	2	2	2	2
Iraq	2	1	1	1	1
Jordan	1	1	2	1	2
Lebanon	2	1	2	2	2
Palestine	1	2	1	1	1
Sudan	2	1	0	0	0
Syrian Arab Republic	2	2	2	1	1

9.4 Does the State Party have a national training/educational strategy to strengthen capacity development in the field of heritage conservation, protection, presentation and management?

Number of States Parties

Region/Sub-Region	There is no national strategy for capacity development in the field of heritage conservation, protection, presentation and management	There is no national strategy for capacity development in the field of heritage conservation, protection, presentation and management but this is being done on an ad hoc basis	There is a national strategy for capacity development in the field of heritage conservation, protection, presentation and management but there are some deficiencies in implementation	There is a national strategy for capacity development in the field of heritage conservation, protection, presentation and management that is effectively implemented
Arab States	4	5	9	1
Gulf	1	3	2	1
Maghreb	1	1	3	0
Middle East	2	1	4	0

ARAB STATES



- There is a national strategy for capacity development in the field of heritage conservation, protection, presentation and management but there are some deficiencies in implementation
- There is no national strategy for capacity development in the field of heritage conservation, protection, presentation and management but this is being done on an ad hoc basis
- There is no national strategy for capacity development in the field of heritage conservation, protection, presentation and management
- There is a national strategy for capacity development in the field of heritage conservation, protection, presentation and management that is effectively implemented

Number of States Parties (Breakdown by State Party)

Region/Sub-Region/State Party	There is no national strategy for capacity development in the field of heritage conservation, protection, presentation and management	There is no national strategy for capacity development in the field of heritage conservation, protection, presentation and management but this is being done on an ad hoc basis	There is a national strategy for capacity development in the field of heritage conservation, protection, presentation and management but there are some deficiencies in implementation	There is a national strategy for capacity development in the field of heritage conservation, protection, presentation and management that is effectively implemented
Arab States	4	5	9	1
Gulf	1	3	2	1
Bahrain	0	1	0	0
Kuwait	0	1	0	0
Oman	1	0	0	0
Qatar	0	0	1	0
Saudi Arabia	0	0	1	0
United Arab Emirates	0	0	0	1
Yemen	0	1	0	0
Maghreb	1	1	3	0
Algeria	0	0	1	0
Libya	1	0	0	0
Mauritania	0	0	1	0
Morocco	0	0	1	0

Tunisia	0	1	0	0
Middle East	2	1	4	0
Egypt	0	0	1	0
Iraq	0	0	1	0
Jordan	0	0	1	0
Lebanon	0	0	1	0
Palestine	0	1	0	0
Sudan	1	0	0	0
Syrian Arab Republic	1	0	0	0

9.5 Comments: Please provide any additional comments, conclusions and/or recommendations related to Capacity Development (Questions 9.1 to 9.4).

Country specific

10 Policy and Resourcing of World Heritage Properties

10.1 If there are principal pieces of legislation specific to the protection, conservation, presentation and management of World Heritage not listed in 5.1 (which focuses on policy general to all heritage), please list them here.

Country specific

10.2 Please describe briefly how legislation and/or regulations at other levels contribute to the identification, conservation and protection of the State's Party cultural and natural heritage. Please provide web links for the legislation listed above.

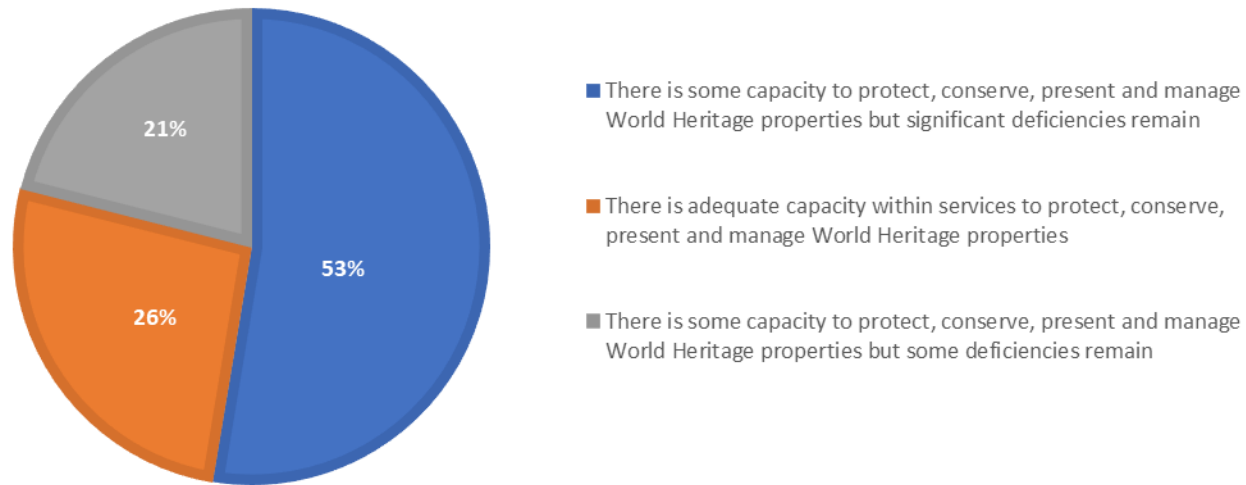
Country specific

10.3 Are the services provided by agencies/institutions adequate for the protection, conservation, presentation and management of World Heritage properties in your country?

Number of States Parties

Region/Sub-Region	There is no capacity to protect, conserve, present and manage World Heritage properties	There is some capacity to protect, conserve, present and manage World Heritage properties but some deficiencies remain	There is some capacity to protect, conserve, present and manage World Heritage properties but significant deficiencies remain	There is adequate capacity within services to protect, conserve, present and manage World Heritage properties
Arab States	0	4	10	5
Gulf	0	2	3	2
Maghreb	0	2	2	1
Middle East	0	0	5	2

ARAB STATES



Number of States Parties (Breakdown by State Party)

Region/Sub-Region/State Party	There is no capacity to protect, conserve, present and manage World Heritage properties	There is some capacity to protect, conserve, present and manage World Heritage properties but some deficiencies remain	There is some capacity to protect, conserve, present and manage World Heritage properties but significant deficiencies remain	There is adequate capacity within services to protect, conserve, present and manage World Heritage properties
Arab States	0	4	10	5
Gulf	0	2	3	2
Bahrain	0	0	0	1
Kuwait	0	1	0	0
Oman	0	0	1	0
Qatar	0	0	0	1
Saudi Arabia	0	0	1	0
United Arab Emirates	0	0	1	0
Yemen	0	1	0	0
Maghreb	0	2	2	1
Algeria	0	1	0	0
Libya	0	0	1	0
Mauritania	0	0	0	1
Morocco	0	1	0	0
Tunisia	0	0	1	0
Middle East	0	0	5	2
Egypt	0	0	1	0
Iraq	0	0	0	1

Jordan	0	0	1	0
Lebanon	0	0	1	0
Palestine	0	0	1	0
Sudan	0	0	0	1
Syrian Arab Republic	0	0	1	0

10.4 How does the State Party encourage and support World Heritage properties to manage and develop visitation/tourism sustainably?

Number of States Parties

Region/Sub-Region	By providing financial resources and incentives for sustainable tourism related activities	By developing policies and/or requiring sustainable tourism strategies to be developed	By providing capacity building for site managers	By facilitating network cooperation and stakeholder engagement through the development of governance structures or other mechanisms for cooperation
Arab States	6	16	14	12
Gulf	3	7	5	4
Maghreb	1	4	4	3
Middle East	2	5	5	5

Number of States Parties (Breakdown by State Party)

Region/Sub-Region/State Party	By providing financial resources and incentives for sustainable tourism related activities	By developing policies and/or requiring sustainable tourism strategies to be developed	By providing capacity building for site managers	By facilitating network cooperation and stakeholder engagement through the development of governance structures or other mechanisms for cooperation
Arab States	6	16	14	12
Gulf	3	7	5	4
Bahrain	0	1	1	1
Kuwait	0	1	0	0
Oman	1	1	0	0

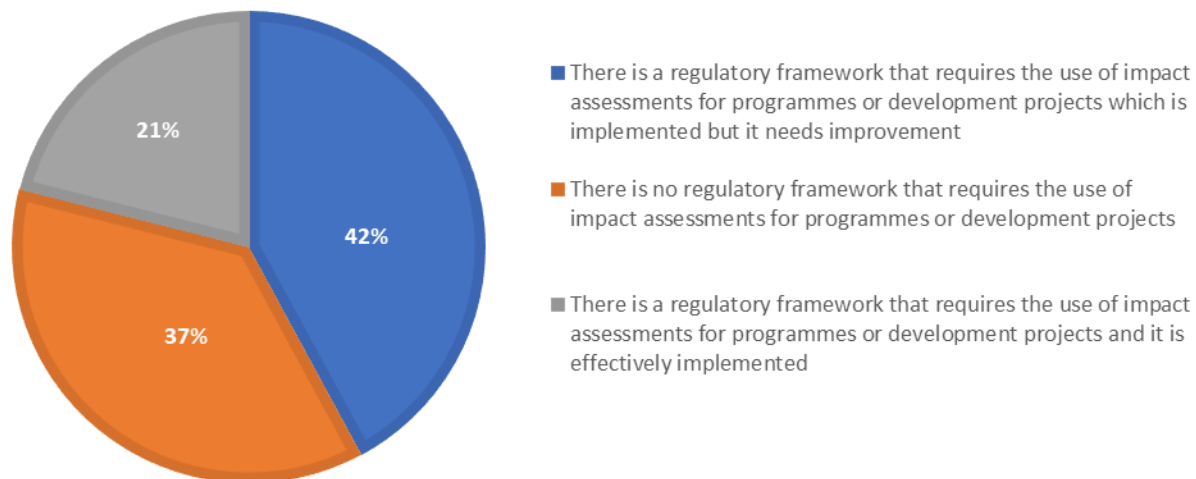
Qatar	1	1	1	0
Saudi Arabia	0	1	1	1
United Arab Emirates	1	1	1	1
Yemen	0	1	1	1
Maghreb	1	4	4	3
Algeria	0	1	0	0
Libya	0	0	1	1
Mauritania	1	1	1	1
Morocco	0	1	1	1
Tunisia	0	1	1	0
Middle East	2	5	5	5
Egypt	1	1	1	1
Iraq	0	0	1	0
Jordan	0	1	0	1
Lebanon	0	1	1	1
Palestine	0	1	0	1
Sudan	0	1	1	1
Syrian Arab Republic	1	0	1	0

10.5 Please indicate here any additional information or clarify how the State Party supports sustainable tourism planning and management at a property level.
Country specific

10.6 Does the State Party require the use of impact assessments for programmes (e.g. strategic environmental assessments) or development projects (e.g. environmental impact assessments, heritage impact assessments) that may have an impact on the World Heritage property, its buffer zone and the wider setting?
Number of States Parties

Region/Sub-Region	There is no regulatory framework that requires the use of impact assessments for programmes or development projects	There is a regulatory framework that requires the use of impact assessments for programmes or development projects but it is not enforced	There is a regulatory framework that requires the use of impact assessments for programmes or development projects which is implemented but it needs improvement	There is a regulatory framework that requires the use of impact assessments for programmes or development projects and it is effectively implemented
Arab States	7	0	8	4
Gulf	3	0	2	2
Maghreb	1	0	3	1
Middle East	3	0	3	1

ARAB STATES



Number of States Parties (Breakdown by State Party)

Region/Sub-Region/State Party	There is no regulatory framework that requires the use of impact assessments for programmes or development projects	There is a regulatory framework that requires the use of impact assessments for programmes or development projects but it is not enforced	There is a regulatory framework that requires the use of impact assessments for programmes or development projects which is implemented but it needs improvement	There is a regulatory framework that requires the use of impact assessments for programmes or development projects and it is effectively implemented
Arab States	7	0	8	4
Gulf	3	0	2	2
Bahrain	0	0	0	1
Kuwait	1	0	0	0
Oman	1	0	0	0
Qatar	0	0	1	0
Saudi Arabia	1	0	0	0
United Arab Emirates	0	0	0	1
Yemen	0	0	1	0
Maghreb	1	0	3	1
Algeria	0	0	1	0
Libya	1	0	0	0
Mauritania	0	0	0	1
Morocco	0	0	1	0
Tunisia	0	0	1	0
Middle East	3	0	3	1

Egypt	1	0	0	0
Iraq	1	0	0	0
Jordan	0	0	1	0
Lebanon	0	0	1	0
Palestine	0	0	1	0
Sudan	0	0	0	1
Syrian Arab Republic	1	0	0	0

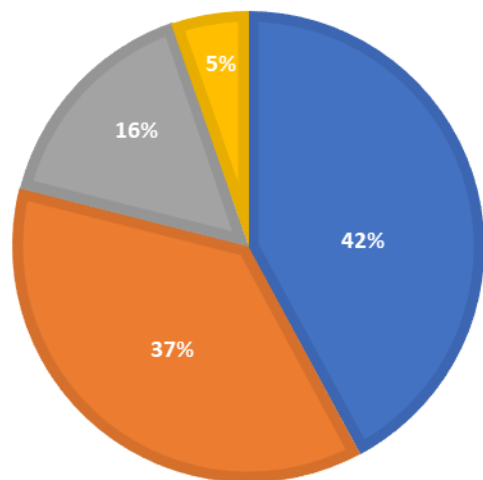
10.7 Please list the different assessment methods used. Please provide weblinks to the guidance for the assessment methods.
Country specific

10.8 Does the State Party have a national capacity building strategy for World Heritage conservation, protection, presentation and management?

Number of States Parties

Region/Sub-Region	There is no national capacity building strategy in relation to World Heritage conservation, protection, presentation and management	There is no national capacity building strategy in relation to World Heritage conservation, protection, presentation and management but capacity building is being done on an ad hoc basis	There is a national capacity building strategy in relation to World Heritage conservation, protection and management but there are some deficiencies in its implementation	There is a national capacity building strategy in relation to World Heritage conservation, protection, presentation and management that is effectively implemented
Arab States	3	8	7	1
Gulf	2	2	2	1
Maghreb	0	3	2	0
Middle East	1	3	3	0

ARAB STATES



- There is no national capacity building strategy in relation to World Heritage conservation, protection, presentation and management but capacity building is being done on an ad hoc basis
- There is a national capacity building strategy in relation to World Heritage conservation, protection and management but there are some deficiencies in its implementation
- There is no national capacity building strategy in relation to World Heritage conservation, protection, presentation and management
- There is a national capacity building strategy in relation to World Heritage conservation, protection, presentation and management that is effectively implemented

Number of States Parties (Breakdown by State Party)

Region/Sub-Region/State Party	There is no national capacity building strategy in relation to World Heritage conservation, protection, presentation and management	There is no national capacity building strategy in relation to World Heritage conservation, protection, presentation and management but capacity building is being done on an ad hoc basis	There is a national capacity building strategy in relation to World Heritage conservation, protection and management but there are some deficiencies in its implementation	There is a national capacity building strategy in relation to World Heritage conservation, protection, presentation and management that is effectively implemented
Arab States	3	8	7	1
Gulf	2	2	2	1
Bahrain	0	0	0	1
Kuwait	1	0	0	0
Oman	0	1	0	0
Qatar	0	0	1	0
Saudi Arabia	0	1	0	0
United Arab Emirates	0	0	1	0
Yemen	1	0	0	0
Maghreb	0	3	2	0
Algeria	0	1	0	0
Libya	0	1	0	0
Mauritania	0	0	1	0
Morocco	0	0	1	0
Tunisia	0	1	0	0

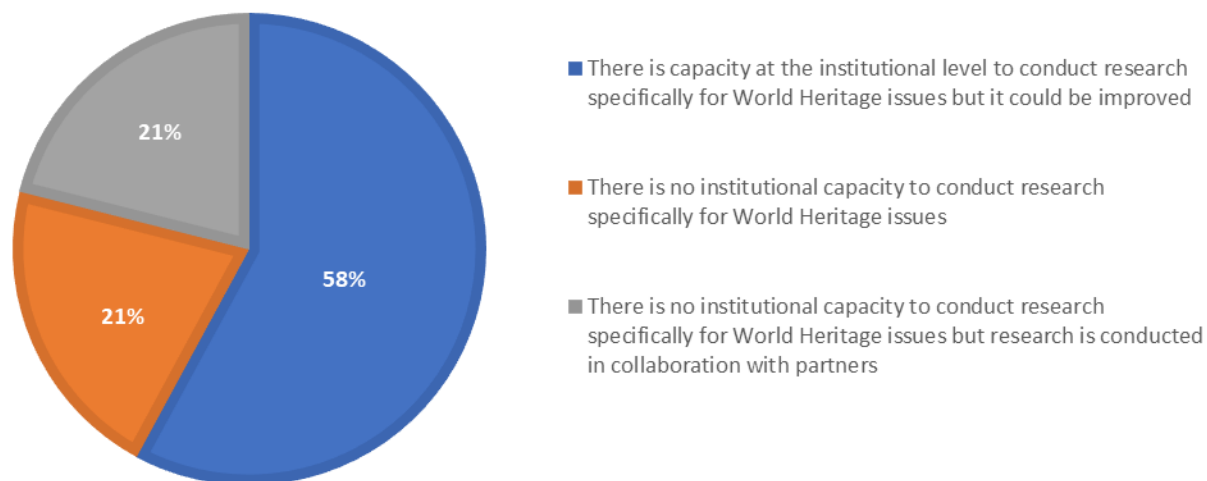
Middle East	1	3	3	0
Egypt	0	0	1	0
Iraq	0	0	1	0
Jordan	0	1	0	0
Lebanon	0	1	0	0
Palestine	0	1	0	0
Sudan	0	0	1	0
Syrian Arab Republic	1	0	0	0

10.9 Does the State Party have the institutional capacity to conduct research specifically for World Heritage issues?

Number of States Parties

Region/Sub-Region	There is no institutional capacity to conduct research specifically for World Heritage issues	There is no institutional capacity to conduct research specifically for World Heritage issues but research is conducted in collaboration with partners	There is capacity at the institutional level to conduct research specifically for World Heritage issues but it could be improved	There is effective capacity at the institutional level to conduct research specifically for World Heritage issues
Arab States	4	4	11	0
Gulf	1	2	4	0
Maghreb	0	0	5	0
Middle East	3	2	2	0

ARAB STATES



Number of States Parties (Breakdown by State Party)

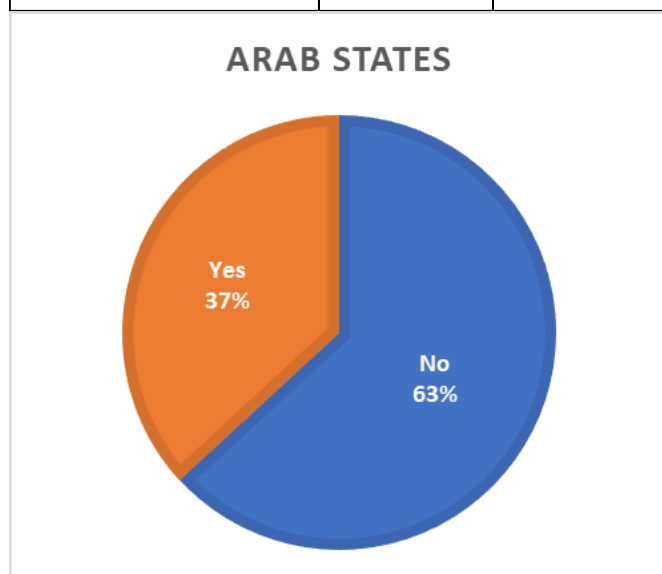
Region/Sub-Region/State Party	There is no institutional capacity to conduct research specifically for World Heritage issues	There is no institutional capacity to conduct research specifically for World Heritage issues but research is conducted in collaboration with partners	There is capacity at the institutional level to conduct research specifically for World Heritage issues but it could be improved	There is effective capacity at the institutional level to conduct research specifically for World Heritage issues
Arab States	4	4	11	0
Gulf	1	2	4	0
Bahrain	0	0	1	0
Kuwait	1	0	0	0

Oman	0	0	1	0
Qatar	0	0	1	0
Saudi Arabia	0	1	0	0
United Arab Emirates	0	1	0	0
Yemen	0	0	1	0
Maghreb	0	0	5	0
Algeria	0	0	1	0
Libya	0	0	1	0
Mauritania	0	0	1	0
Morocco	0	0	1	0
Tunisia	0	0	1	0
Middle East	3	2	2	0
Egypt	0	0	1	0
Iraq	1	0	0	0
Jordan	0	1	0	0
Lebanon	0	1	0	0
Palestine	1	0	0	0
Sudan	0	0	1	0
Syrian Arab Republic	1	0	0	0

10.10 Has the State Party helped to establish national, public and private foundations or associations for raising funds and receiving donations for the protection of World Heritage?

Number of States Parties

Region/Sub-Region	No	Yes
Arab States	12	7
Gulf	5	2
Maghreb	3	2
Middle East	4	3



Number of States Parties (Breakdown by State Party)

Region/Sub-Region/State Party	No	Yes
Arab States	12	7
Gulf	5	2
Bahrain	0	1
Kuwait	1	0
Oman	1	0
Qatar	1	0
Saudi Arabia	1	0
United Arab Emirates	1	0
Yemen	0	1
Maghreb	3	2
Algeria	1	0
Libya	1	0

Mauritania	0	1
Morocco	0	1
Tunisia	1	0
Middle East	4	3
Egypt	0	1
Iraq	1	0
Jordan	0	1
Lebanon	1	0
Palestine	0	1
Sudan	1	0
Syrian Arab Republic	1	0

10.11 Please add any additional comments, conclusions and/or recommendations related to World Heritage policies and resources.
Country specific

11 International Cooperation

11.1 Has the State Party promoted international cooperation and the establishment of cooperation mechanisms for heritage since the last Periodic Report? If so, please indicate the type of cooperation that best describes your activities.

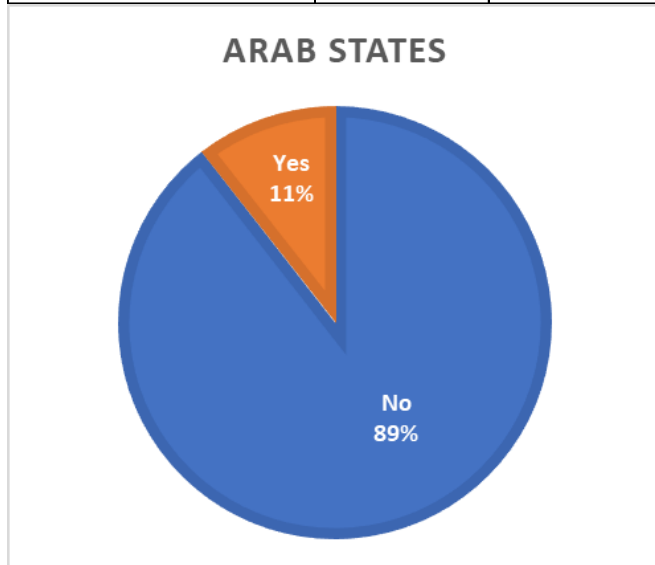
Number of States Parties

	Gulf	Maghreb	Middle East	Total
No cooperation	1	0	0	1
Participation in other UN programmes, including sustainable development programmes and human rights and gender equality programmes	6	2	2	10
Bilateral and multilateral agreements	5	5	4	14
Sharing expertise to promote equitable participation in heritage mechanisms for communities	5	1	5	11
Financial support	3	3	3	9
Contributions to private organizations for the preservation of cultural and natural heritage	2	0	1	3
Participation in foundations for international cooperation	2	1	2	5
Sharing expertise for capacity building	6	3	4	13
Hosting and/or attending international training courses/seminars	5	5	5	15
Distribution of material/information	4	1	2	7
Other (please specify below)	1	0	1	2

11.2 Do you have World Heritage properties that have been twinned with others at a national or international level?

Number of States Parties

Region/Sub-Region	No	Yes
Arab States	17	2
Gulf	7	0
Maghreb	3	2
Middle East	7	0



Number of States Parties (Breakdown by State Party)

Region/Sub-Region/State Party	No	Yes
Arab States	17	2
Gulf	7	0
Bahrain	1	0
Kuwait	1	0
Oman	1	0
Qatar	1	0
Saudi Arabia	1	0
United Arab Emirates	1	0
Yemen	1	0
Maghreb	3	2
Algeria	1	0
Libya	1	0
Mauritania	0	1

Morocco	0	1
Tunisia	1	0
Middle East	7	0
Egypt	1	0
Iraq	1	0
Jordan	1	0
Lebanon	1	0
Palestine	1	0
Sudan	1	0
Syrian Arab Republic	1	0

11.3 Please add any additional comments, conclusions and/or recommendations related to International Cooperation (Questions 11.1 to 11.2). If you have twinned World Heritage properties, please list them along with their twins.
Country specific

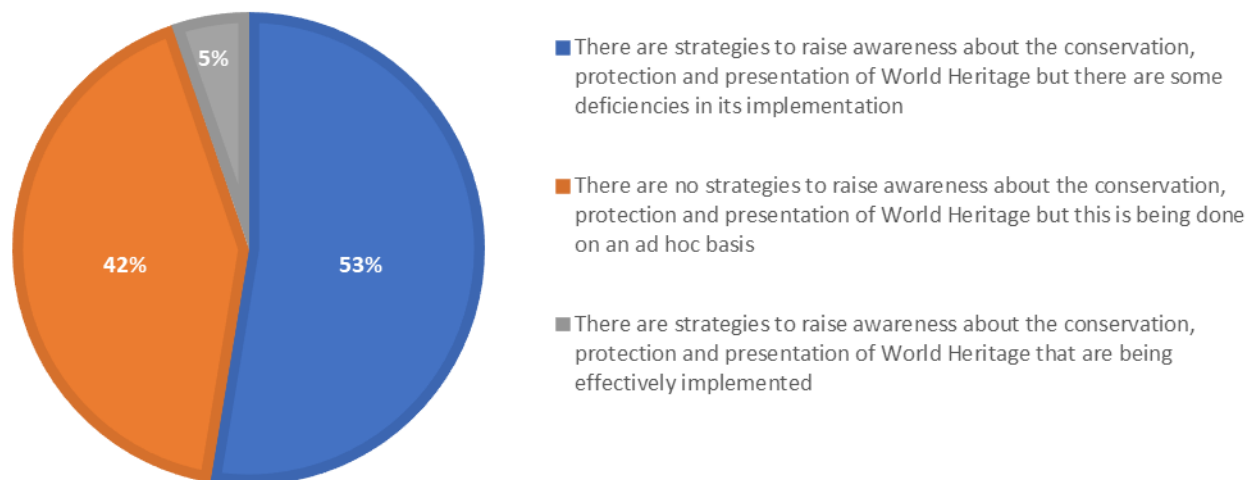
12 Education, Information and Awareness Building

12.1 Does the State Party have a strategy to raise awareness among communities and different stakeholders about conservation, protection and presentation of World Heritage?

Number of States Parties

Region/Sub-Region	There are no strategies to raise awareness about the conservation, protection and presentation of World Heritage	There are no strategies to raise awareness about the conservation, protection and presentation of World Heritage but this is being done on an ad hoc basis	There are strategies to raise awareness about the conservation, protection and presentation of World Heritage but there are some deficiencies in its implementation	There are strategies to raise awareness about the conservation, protection and presentation of World Heritage that are being effectively implemented
Arab States	0	8	10	1
Gulf	0	2	5	0
Maghreb	0	3	1	1
Middle East	0	3	4	0

ARAB STATES



Number of States Parties (Breakdown by State Party)

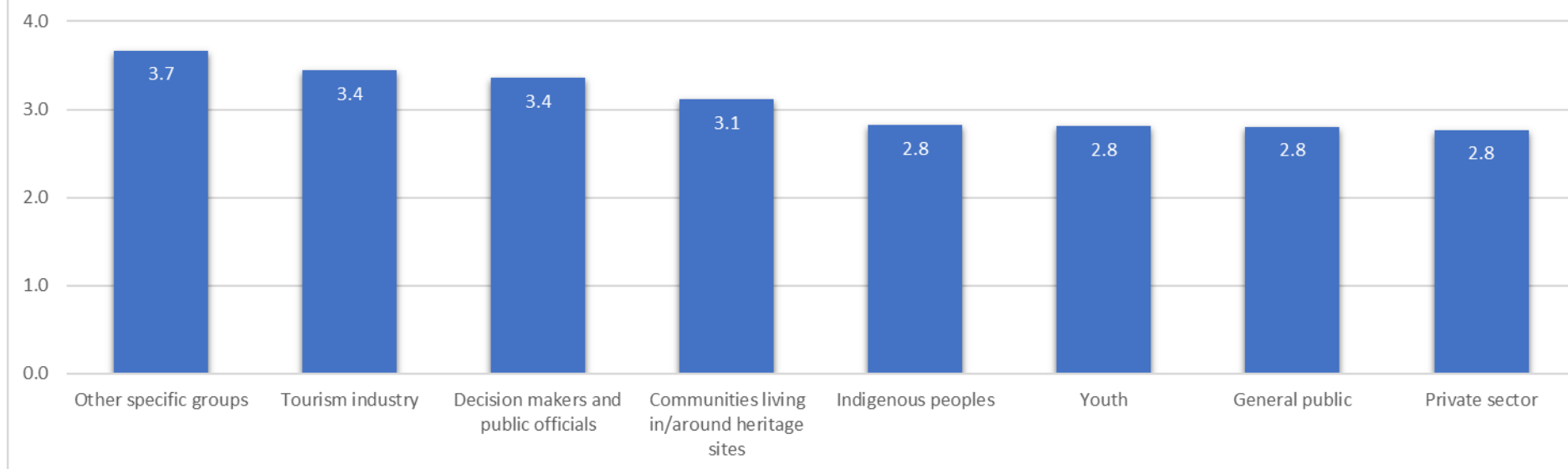
Region/Sub-Region/State Party	There are no strategies to raise awareness about the conservation, protection and presentation of World Heritage	There are no strategies to raise awareness about the conservation, protection and presentation of World Heritage but this is being done on an ad hoc basis	There are strategies to raise awareness about the conservation, protection and presentation of World Heritage but there are some deficiencies in its implementation	There are strategies to raise awareness about the conservation, protection and presentation of World Heritage that are being effectively implemented
Arab States	0	8	10	1
Gulf	0	2	5	0
Bahrain	0	0	1	0
Kuwait	0	1	0	0
Oman	0	1	0	0
Qatar	0	0	1	0
Saudi Arabia	0	0	1	0
United Arab Emirates	0	0	1	0
Yemen	0	0	1	0
Maghreb	0	3	1	1
Algeria	0	0	1	0
Libya	0	1	0	0
Mauritania	0	0	0	1
Morocco	0	1	0	0
Tunisia	0	1	0	0

Middle East	0	3	4	0
Egypt	0	1	0	0
Iraq	0	0	1	0
Jordan	0	1	0	0
Lebanon	0	1	0	0
Palestine	0	0	1	0
Sudan	0	0	1	0
Syrian Arab Republic	0	0	1	0

12.2 Please rate the level of general awareness of the following groups about World Heritage in your country
Average values, numeric values 1 = None, 2 = Poor, 3 = Fair, 4 = Good, value 0 and missing are not included in calculation.

	Gulf	Maghreb	Middle East	Total
Communities living in/around heritage sites	3.1	3.2	3.0	3.1
Indigenous peoples	2.7	2.8	3.0	2.8
Youth	2.6	3.0	2.9	2.8
General public	2.8	3.0	2.6	2.8
Decision makers and public officials	3.3	3.6	3.1	3.4
Private sector	2.7	3.2	2.4	2.8
Tourism industry	3.7	3.8	2.9	3.4
Other specific groups	4.0	3.0	4.0	3.7

Arab States



Number of States Parties (Breakdown by State Party)

- 1 = None
- 2 = Poor
- 3 = Fair
- 4 = Good

Comment: All State Parties reporting empty and value 0 on this question have been set to N/A so that these numerical values are not included in the averages.

Region/Sub-Region/State Party	Communities living in/around heritage sites	Indigenous peoples	Youth	General public	Decision makers and public officials	Private sector	Tourism industry	Other specific groups
Arab States	3.1	2.8	2.8	2.8	3.4	2.8	3.4	3.7
Gulf	3.1	2.7	2.6	2.8	3.3	2.7	3.7	4.0
Bahrain	4	n/a	4	4	3	3	3	n/a

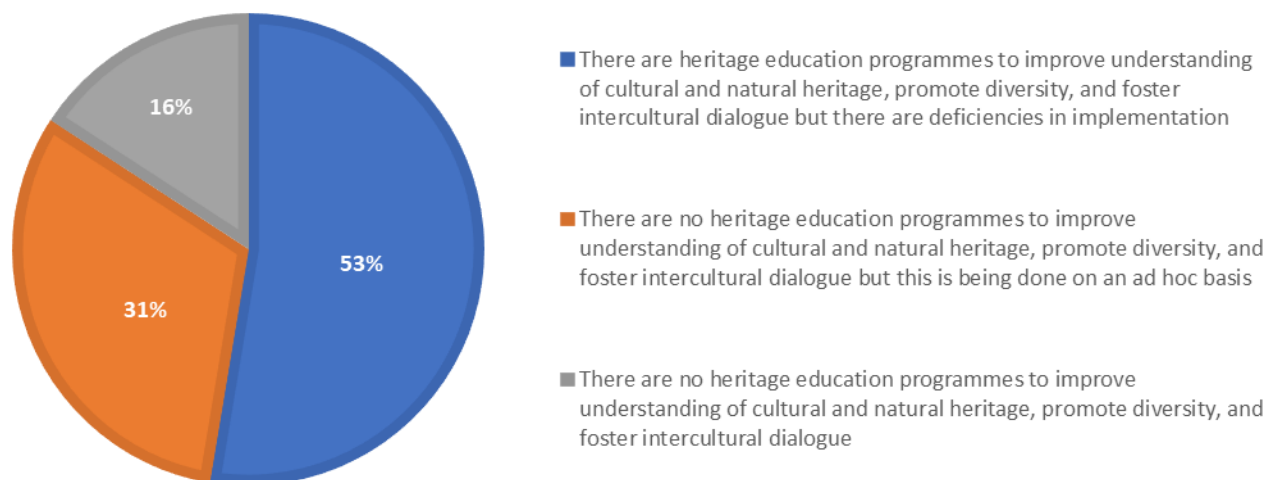
Kuwait	1	1	1	n/a	n/a	n/a	n/a	n/a
Oman	3	3	3	2	3	2	4	n/a
Qatar	3	3	2	3	2	2	3	n/a
Saudi Arabia	4	3	3	4	4	4	4	4
United Arab Emirates	4	4	3	3	4	3	4	n/a
Yemen	3	2	2	1	4	2	4	n/a
Maghreb	3.2	2.8	3.0	3.0	3.6	3.2	3.8	3.0
Algeria	4	4	4	4	3	3	4	n/a
Libya	3	2	2	3	4	4	4	3
Mauritania	4	4	4	4	4	4	4	n/a
Morocco	2	2	2	2	3	2	3	n/a
Tunisia	3	2	3	2	4	3	4	n/a
Middle East	3.0	3.0	2.9	2.6	3.1	2.4	2.9	4.0
Egypt	2	2	2	2	4	3	3	n/a
Iraq	3	n/a	2	2	3	2	2	n/a
Jordan	3	n/a	3	2	3	2	3	4
Lebanon	3	n/a	3	2	3	3	4	n/a
Palestine	3	n/a	3	3	3	3	3	n/a
Sudan	4	4	4	4	3	2	2	n/a
Syrian Arab Republic	3	3	3	3	3	2	3	n/a

12.3 Does the State Party have heritage education programmes for children and/or youth, that contribute to improving understanding of heritage, promoting diversity and fostering intercultural dialogue?

Number of States Parties

Region/Sub-Region	There are no heritage education programmes to improve understanding of cultural and natural heritage, promote diversity, and foster intercultural dialogue	There are no heritage education programmes to improve understanding of cultural and natural heritage, promote diversity, and foster intercultural dialogue but this is being done on an ad hoc basis	There are heritage education programmes to improve understanding of cultural and natural heritage, promote diversity, and foster intercultural dialogue but there are deficiencies in implementation	There are heritage education programmes to improve understanding of cultural and natural heritage, promote diversity, and foster intercultural dialogue that are effectively implemented
Arab States	3	6	10	0
Gulf	1	5	1	0
Maghreb	1	1	3	0
Middle East	1	0	6	0

ARAB STATES



Number of States Parties (Breakdown by State Party)

Region/Sub-Region/State Party	There are no heritage education programmes to improve understanding of cultural and natural heritage, promote diversity, and foster intercultural dialogue	There are no heritage education programmes to improve understanding of cultural and natural heritage, promote diversity, and foster intercultural dialogue but this is being done on an ad hoc basis	There are heritage education programmes to improve understanding of cultural and natural heritage, promote diversity, and foster intercultural dialogue but there are deficiencies in implementation	There are heritage education programmes to improve understanding of cultural and natural heritage, promote diversity, and foster intercultural dialogue that are effectively implemented
Arab States	3	6	10	0
Gulf	1	5	1	0
Bahrain	0	1	0	0
Kuwait	1	0	0	0
Oman	0	1	0	0
Qatar	0	0	1	0
Saudi Arabia	0	1	0	0
United Arab Emirates	0	1	0	0
Yemen	0	1	0	0
Maghreb	1	1	3	0
Algeria	0	0	1	0
Libya	1	0	0	0
Mauritania	0	0	1	0
Morocco	0	1	0	0
Tunisia	0	0	1	0

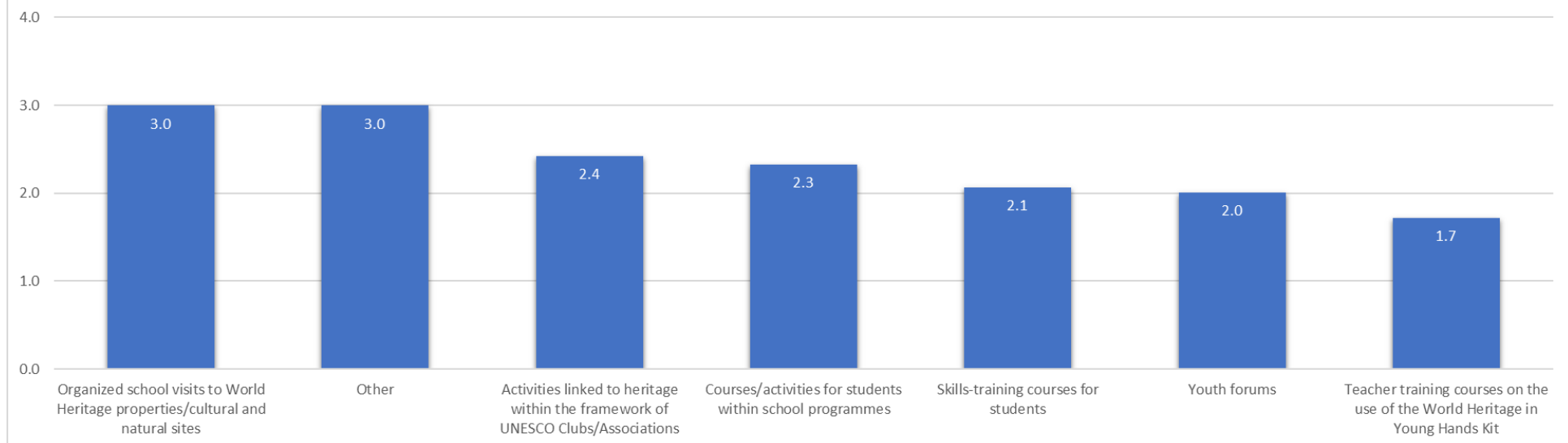
Middle East	1	0	6	0
Egypt	0	0	1	0
Iraq	1	0	0	0
Jordan	0	0	1	0
Lebanon	0	0	1	0
Palestine	0	0	1	0
Sudan	0	0	1	0
Syrian Arab Republic	0	0	1	0

12.4 Please rate the level of frequency of the following activities to improve understanding of cultural and natural heritage, promote diversity and foster intercultural dialogue among children and/or youth

Average values, numeric values 1 = None, 2 = Low, 3 = Medium, 4 = High, value 0 and missing are not included in calculation.

	Gulf	Maghreb	Middle East	Total
Teacher training courses on the use of the World Heritage in Young Hands Kit	1.8	1.3	2.2	1.7
Courses/activities for students within school programmes	2.5	2.2	2.3	2.3
Youth forums	2.0	2.2	1.8	2.0
Skills-training courses for students	2.0	2.4	1.8	2.1
Organized school visits to World Heritage properties/cultural and natural sites	3.0	3.2	2.8	3.0
Activities linked to heritage within the framework of UNESCO Clubs/Associations	2.3	2.6	2.3	2.4
Other	0.0	0.0	3.0	3.0

Arab States



Number of States Parties (Breakdown by State Party)

- 1 = None
- 2 = Low
- 3 = Medium
- 4 = High

Comment: All State Parties reporting empty and value 0 on this question have been set to N/A so that these numerical values are not included in the averages.

Region/Sub-Region/State Party	Teacher training courses on the use of the World Heritage in Young Hands Kit	Courses/activities for students within school programmes	Youth forums	Skills-training courses for students	Organized school visits to World Heritage properties/cultural and natural sites	Activities linked to heritage within the framework of UNESCO Clubs/Associations	Other
Arab States	1.7	2.3	2.0	2.1	3.0	2.4	3.0
Gulf	1.8	2.5	2.0	2.0	3.0	2.3	n/a

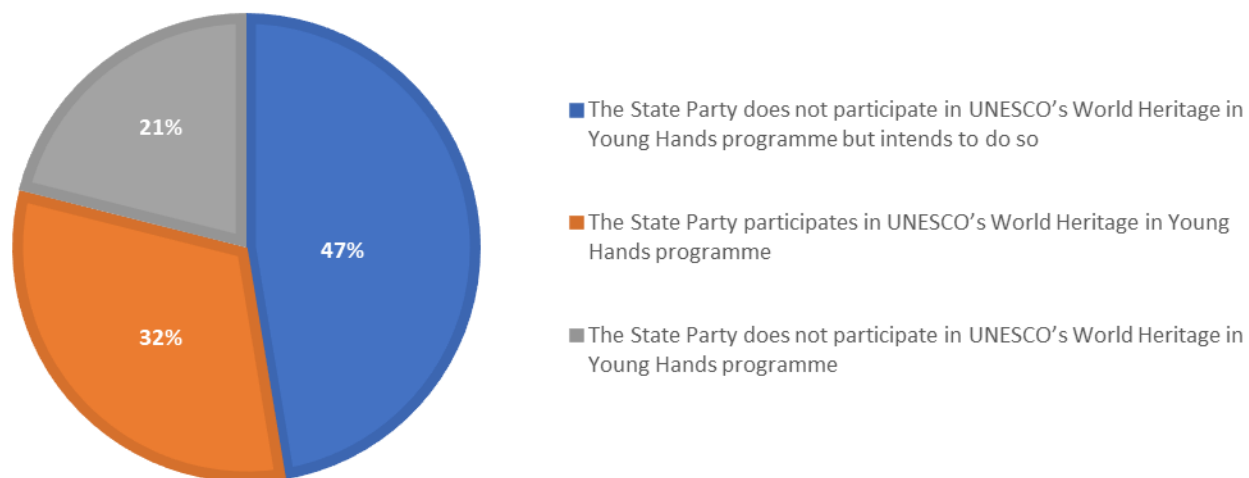
Bahrain	1	3	3	2	4	4	n/a
Kuwait	n/a	n/a	n/a	1	2	n/a	n/a
Oman	n/a	1	1	2	3	n/a	n/a
Qatar	1	3	2	1	2	1	n/a
Saudi Arabia	2	2	2	2	2	n/a	n/a
United Arab Emirates	3	3	2	3	4	n/a	n/a
Yemen	n/a	3	2	3	4	2	n/a
Maghreb	1.3	2.2	2.2	2.4	3.2	2.6	n/a
Algeria	n/a	4	3	1	4	4	n/a
Libya	1	1	1	1	2	1	n/a
Mauritania	1	2	3	3	4	2	n/a
Morocco	1	2	2	3	2	3	n/a
Tunisia	2	2	2	4	4	3	n/a
Middle East	2.2	2.3	1.8	1.8	2.8	2.3	3.0
Egypt	2	2	2	3	3	2	n/a
Iraq	n/a	4	n/a	n/a	n/a	n/a	n/a
Jordan	1	2	2	1	3	3	3
Lebanon	3	2	2	2	3	3	n/a
Palestine	2	2	2	2	2	2	n/a
Sudan	4	2	2	n/a	3	3	n/a
Syrian Arab Republic	1	2	1	1	n/a	1	n/a

12.5 Does the State Party participate in UNESCO's World Heritage in Young Hands programme?

Number of States Parties

Region/Sub-Region	The State Party does not participate in UNESCO's World Heritage in Young Hands programme	The State Party does not participate in UNESCO's World Heritage in Young Hands programme but intends to do so	The State Party participates in UNESCO's World Heritage in Young Hands programme	The State Party participates in UNESCO's World Heritage in Young Hands programme and has integrated World Heritage Education into School Curricula
Arab States	4	9	6	0
Gulf	1	6	0	0
Maghreb	2	1	2	0
Middle East	1	2	4	0

ARAB STATES



Number of States Parties (Breakdown by State Party)

Region/Sub-Region/State Party	The State Party does not participate in UNESCO's World Heritage in Young Hands programme	The State Party does not participate in UNESCO's World Heritage in Young Hands programme but intends to do so	The State Party participates in UNESCO's World Heritage in Young Hands programme	The State Party participates in UNESCO's World Heritage in Young Hands programme and has integrated World Heritage Education into School Curricula
Arab States	4	9	6	0
Gulf	1	6	0	0
Bahrain	0	1	0	0
Kuwait	0	1	0	0
Oman	1	0	0	0
Qatar	0	1	0	0
Saudi Arabia	0	1	0	0
United Arab Emirates	0	1	0	0
Yemen	0	1	0	0
Maghreb	2	1	2	0
Algeria	1	0	0	0
Libya	1	0	0	0
Mauritania	0	0	1	0
Morocco	0	1	0	0
Tunisia	0	0	1	0
Middle East	1	2	4	0
Egypt	0	1	0	0

Iraq	0	0	1	0
Jordan	0	1	0	0
Lebanon	0	0	1	0
Palestine	0	0	1	0
Sudan	0	0	1	0
Syrian Arab Republic	1	0	0	0

12.6 Please add any additional comments, description of best practices in World Heritage Education, conclusions and/or recommendations related to education, information and awareness building (Questions 12.3 to 12.5)

Country specific

13 Conclusions and Recommended Actions

13.1 State Party's implementation of the World Heritage Convention

13.2 Actions for the implementation of the World Heritage Convention (identified from table 13.1)

13.2.1 Please select the top issues (up to ten)

13.3 Priority Actions Assessment

13.3.1 Please indicate priority actions to address items rated as poor

Country specific

13.4 Additional actions for the implementation of the World Heritage Convention

13.4.1 Please indicate any additional actions for the implementation of the World Heritage Convention

Country specific

14 Good Practice in the Implementation of the World Heritage Convention

14.1 Example of good practice in World Heritage protection, identification, conservation or management at the State Party level.

Country specific

14.2 Define which topics are covered by this example of good practice at the State Party level.

Number of States Parties

	Gulf	Maghreb	Middle East	Total
Sustainable Development	7	3	4	14
Synergies	4	3	3	10
State of Conservation	5	4	6	15
Management	6	4	5	15
Governance	3	4	3	10
Capacity Building	3	1	7	11

Number of States Parties (Breakdown by State Party)

Region/Sub-Region/State Party	Sustainable Development	Synergies	Conservation	Management	Governance	Capacity Building
Arab States	14	10	15	15	10	11
Gulf	7	4	5	6	3	3
Bahrain	1	1	1	1	0	0
Kuwait	1	0	1	1	1	1
Oman	1	0	0	1	0	0
Qatar	1	1	1	0	0	0
Saudi Arabia	1	1	0	1	1	1
United Arab Emirates	1	1	1	1	1	1
Yemen	1	0	1	1	0	0
Maghreb	3	3	4	4	4	1
Algeria	1	1	1	1	0	0

Libya	0	0	0	0	1	0
Mauritania	1	1	1	1	1	1
Morocco	0	1	1	1	1	0
Tunisia	1	0	1	1	1	0
Middle East	4	3	6	5	3	7
Egypt	1	0	0	0	1	1
Iraq	1	0	1	1	0	1
Jordan	1	1	1	1	1	1
Lebanon	0	1	1	1	0	1
Palestine	1	1	1	1	1	1
Sudan	0	0	1	1	0	1
Syrian Arab Republic	0	0	1	0	0	1

15 Assessment of the Periodic Reporting Exercise

15.1 Primary institution responsible for communicating with UNESCO on the World Heritage Convention

15.1.1 Which primary institution is responsible for communicating with UNESCO with regards to the World Heritage Convention?

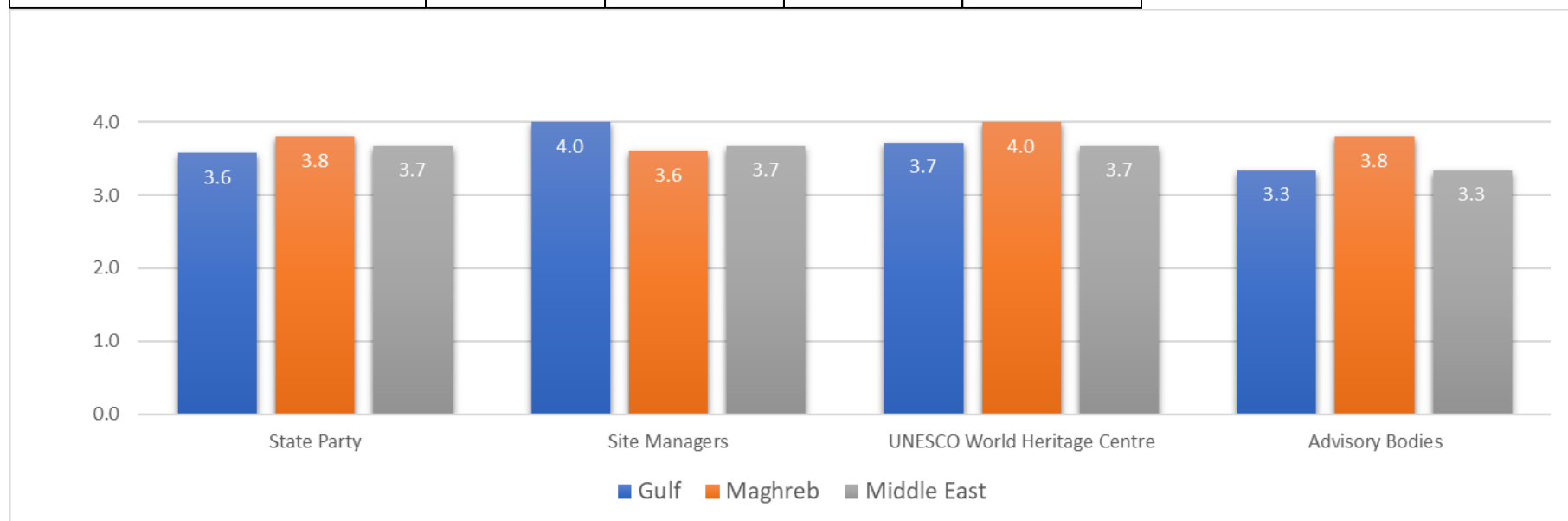
Country specific

15.2 Relevance and Objectives of Periodic Reporting

15.2.1 Relevance and Objectives of Periodic Reporting

Average values, numeric values 1 = None, 2 = Poor, 3 = Fair, 4 = Good, value 0 and missing are not included in calculation.

	Gulf	Maghreb	Middle East	Total
State Party	3.6	3.8	3.7	3.7
Site Managers	4.0	3.6	3.7	3.8
UNESCO World Heritage Centre	3.7	4.0	3.7	3.8
Advisory Bodies	3.3	3.8	3.3	3.5



Number of States Parties (Breakdown by State Party)

- 1 = None
- 2 = Poor
- 3 = Fair
- 4 = Good

Comment: All State Parties reporting empty and value 0 on this question have been set to N/A so that these numerical values are not included in the averages.

Region/Sub-Region/State Party	State Party	Site Managers	UNESCO World Heritage Centre	Advisory Bodies
Arab States	3.7	3.8	3.8	3.5
Gulf	3.6	4.0	3.7	3.3
Bahrain	3	4	4	n/a
Kuwait	4	4	4	4
Oman	3	4	3	2
Qatar	4	4	4	3
Saudi Arabia	4	4	4	4
United Arab Emirates	3	4	3	3
Yemen	4	4	4	4
Maghreb	3.8	3.6	4.0	3.8
Algeria	4	4	4	4
Libya	4	3	4	4
Mauritania	4	4	4	4
Morocco	3	3	4	4
Tunisia	4	4	4	3
Middle East	3.7	3.7	3.7	3.3

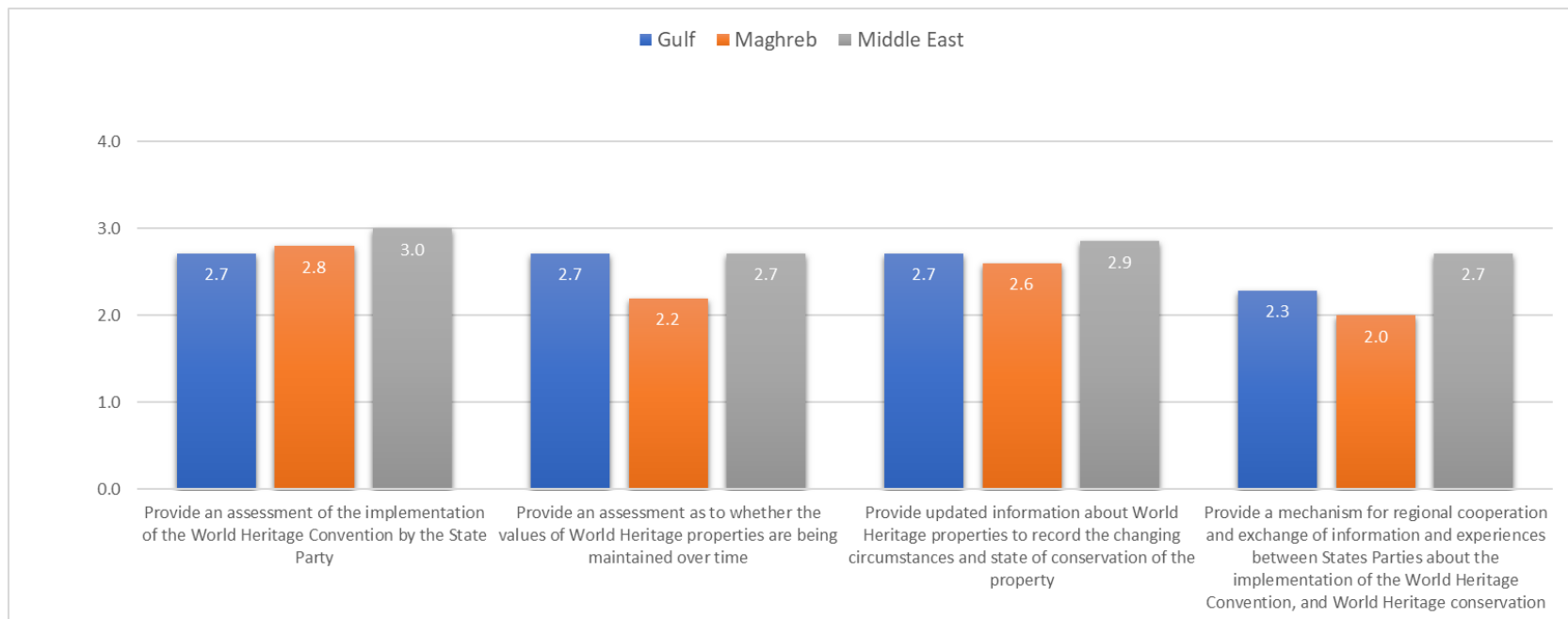
Egypt	4	4	4	4
Iraq	4	3	4	4
Jordan	4	4	3	3
Lebanon	3	4	4	3
Palestine	n/a	n/a	n/a	n/a
Sudan	4	4	4	3
Syrian Arab Republic	3	3	3	3

15.3 The four Objectives of Periodic Reporting

15.3.1 How well does the current questionnaire address each of the four Objectives of Periodic Reporting?

Average values, numeric values 1 = Not at all, 2 = Partially, 3 = Adequately

	Gulf	Maghreb	Middle East	Total
Provide an assessment of the implementation of the World Heritage Convention by the State Party	2.7	2.8	3.0	2.8
Provide an assessment as to whether the values of World Heritage properties are being maintained over time	2.7	2.2	2.7	2.5
Provide updated information about World Heritage properties to record the changing circumstances and state of conservation of the property	2.7	2.6	2.9	2.7
Provide a mechanism for regional cooperation and exchange of information and experiences between States Parties about the implementation of the World Heritage Convention, and World Heritage conservation	2.3	2.0	2.7	2.3



Number of States Parties (Breakdown by State Party)

- 1 = Not at all
- 2 = Partially
- 3 = Adequately

Region/Sub-Region/State Party	Provide an assessment of the implementation of the World Heritage Convention by the State Party	Provide an assessment as to whether the values of World Heritage properties are being maintained over time	Provide updated information about World Heritage properties to record the changing circumstances and state of conservation of the property	Provide a mechanism for regional cooperation and exchange of information and experiences between States Parties about the implementation of the World Heritage Convention, and World Heritage conservation
Arab States	2.8	2.5	2.7	2.3

Gulf	2.7	2.7	2.7	2.3
Bahrain	3	3	3	2
Kuwait	3	3	3	3
Oman	2	2	3	2
Qatar	3	3	3	2
Saudi Arabia	3	2	1	2
United Arab Emirates	2	3	3	2
Yemen	3	3	3	3
Maghreb	2.8	2.2	2.6	2.0
Algeria	3	3	3	2
Libya	3	2	3	1
Mauritania	3	3	3	3
Morocco	2	1	1	2
Tunisia	3	2	3	2
Middle East	3	2.7	2.9	2.7
Egypt	3	3	3	2
Iraq	3	2	3	3
Jordan	3	3	3	3
Lebanon	3	3	3	2
Palestine	3	3	3	3
Sudan	4	3	3	4
Syrian Arab Republic	2	2	2	2

15.4 Please provide suggestions for improvement of the Periodic Reporting Exercise

15.4.1

Country specific

15.5 Use of Data

15.5.1 How does your State Party plan to use the data?

Number of States Parties

	Gulf	Maghreb	Middle East	Total
Revision of priorities/strategies/policies for the protection, management and conservation of heritage	7	5	6	18
Updating management plans	4	5	6	15
Fundraising	1	3	4	8
Awareness raising	7	5	7	19
Advocacy	5	3	3	11
Reporting for other conventions/conservation mechanisms	2	2	3	7
Reporting on implementation of Sustainable Development Goals	5	4	3	12
Improve the States Party implementation on the Convention	7	5	5	17
Other(s) (please specify below)	0	0	1	1

Number of States Parties (Breakdown by State Party)

Region/Sub-Region/State Party	Revision of priorities/ strategies/policies for the protection, management and conservation of heritage	Updating management plans	Fundraising	Awareness raising	Advocacy	Reporting for other conventions/ conservation mechanisms	Reporting on implementation of Sustainable Development Goals	Improve the States Party implementation on the Convention	Other(s) (please specify below)
Arab States	18	15	8	19	11	7	12	17	1
Gulf	7	4	1	7	5	2	5	7	0
Bahrain	1	0	0	1	0	0	0	1	0
Kuwait	1	0	0	1	1	0	1	1	0
Oman	1	0	0	1	0	0	0	1	0
Qatar	1	1	0	1	1	1	1	1	0
Saudi Arabia	1	1	0	1	1	0	1	1	0
United Arab Emirates	1	1	0	1	1	0	1	1	0
Yemen	1	1	1	1	1	1	1	1	0
Maghreb	5	5	3	5	3	2	4	5	0
Algeria	1	1	0	1	1	0	1	1	0
Libya	1	1	1	1	1	1	0	1	0
Mauritania	1	1	1	1	1	1	1	1	0
Morocco	1	1	0	1	0	0	1	1	0
Tunisia	1	1	1	1	0	0	1	1	0
Middle East	6	6	4	7	3	3	3	5	1
Egypt	1	1	0	1	0	1	1	1	0
Iraq	1	1	1	1	0	0	0	0	0
Jordan	1	1	1	1	1	1	1	1	0

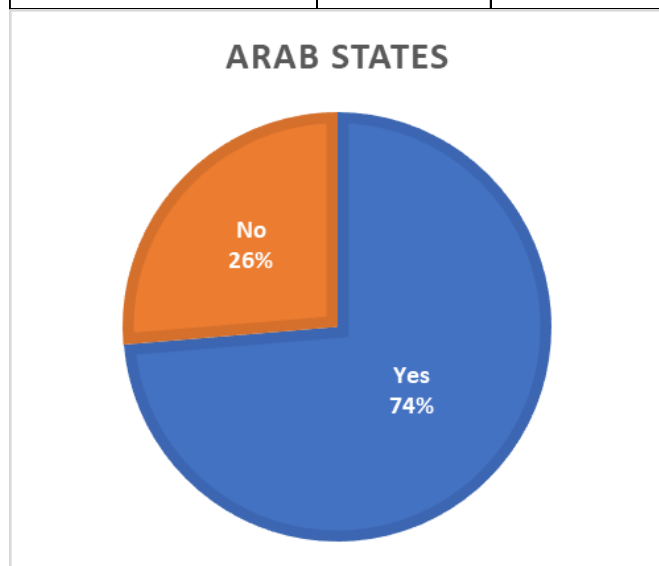
Lebanon	1	1	1	1	1	1	1	1	0
Palestine	1	1	1	1	1	0	0	1	0
Sudan	0	1	0	1	0	0	0	1	1
Syrian Arab Republic	1	0	0	1	0	0	0	0	0

15.6 Timing and resources

15.6.1 Were your national authorities given adequate time (i.e. roughly ten months) to gather necessary information and to fill in the questionnaire during this cycle of Periodic Reporting?

Number of States Parties

Region/Sub-Region	No	Yes
Arab States	5	14
Gulf	1	6
Maghreb	2	3
Middle East	2	5



Number of States Parties (Breakdown by State Party)

Region/Sub-Region/State Party	No	Yes
Arab States	5	14
Gulf	1	6
Bahrain	0	1
Kuwait	0	1
Oman	0	1
Qatar	0	1
Saudi Arabia	1	0
United Arab Emirates	0	1
Yemen	0	1
Maghreb	2	3
Algeria	0	1
Libya	1	0

Mauritania	0	1
Morocco	1	0
Tunisia	0	1
Middle East	2	5
Egypt	0	1
	0	1
Jordan	0	1
Lebanon	1	0
Palestine	0	1
Sudan	1	0
Syrian Arab Republic	0	1

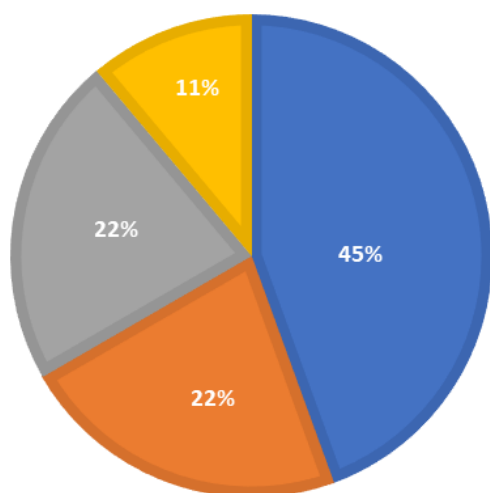
15.6.2 Please estimate the time (working hours) and the number of people involved in completing Section I of the questionnaire.
Country specific

15.6.3 Has a gender balanced contribution and participation been considered and implemented in the filling out of this questionnaire?

Number of States Parties

Region/Sub-Region	Gender balance has not been explicitly considered or implemented in the process	Gender balance has been given limited consideration and implementation in the process	Gender balance has been explicitly considered in the process but there are still deficiencies its implementation	Gender balance is explicitly considered and effectively implemented in the process
Arab States	8	2	4	4
Gulf	3	0	2	2
Maghreb	3	1	1	0
Middle East	2	1	1	2

ARAB STATES



- Gender balance has not been explicitly considered or implemented in the process
- Gender balance has been explicitly considered in the process but there are still deficiencies its implementation
- Gender balance is explicitly considered and effectively implemented in the process
- Gender balance has been given limited consideration and implementation in the process

Number of States Parties (Breakdown by State Party)

Region/Sub-Region/State Party	Gender balance has not been explicitly considered or implemented in the process	Gender balance has been given limited consideration and implementation in the process	Gender balance has been explicitly considered in the process but there are still deficiencies its implementation	Gender balance is explicitly considered and effectively implemented in the process
Arab States	8	2	4	4
Gulf	3	0	2	2
Bahrain	1	0	0	0
Kuwait	0	0	0	1
Oman	0	0	1	0

Qatar	1	0	0	0
Saudi Arabia	0	0	1	0
United Arab Emirates	0	0	0	1
Yemen	1	0	0	0
Maghreb	3	1	1	0
Algeria	0	0	1	0
Libya	1	0	0	0
Mauritania	1	0	0	0
Morocco	0	1	0	0
Tunisia	1	0	0	0
Middle East	2	1	1	2
Egypt	0	0	1	0
Iraq	0	0	0	0
Jordan	1	0	0	0
Lebanon	1	0	0	0
Palestine	0	0	0	1
Sudan	0	1	0	0
Syrian Arab Republic	0	0	0	1

15.6.4 Did your national authorities mobilise any additional resources to carry out this cycle of Periodic Reporting?
Number of States Parties

Region/Sub-Region	Human resources	Financial resources for organizing consultation meetings/training
Arab States	6	4
Gulf	2	2
Maghreb	0	0
Middle East	4	2

Number of States Parties (Breakdown by State Party)

1 = No

2 = Yes

Region/Sub-Region/State Party	Human resources	Financial resources for organizing consultation meetings/training
Arab States	6	4
Gulf	2	2
Bahrain	1	2
Kuwait	1	1
Oman	1	1
Qatar	1	1
Saudi Arabia	2	2
United Arab Emirates	1	1
Yemen	2	1
Maghreb	0	0
Algeria	1	1
Libya	1	1
Mauritania	1	1
Morocco	1	1
Tunisia	1	1
Middle East	4	2
Egypt	2	1
Iraq	2	2
Jordan	2	2
Lebanon	1	1
Palestine	1	1
Sudan	1	1
Syrian Arab Republic	2	1

15.6.5 Please provide details on any additional resources mobilised.

Country specific

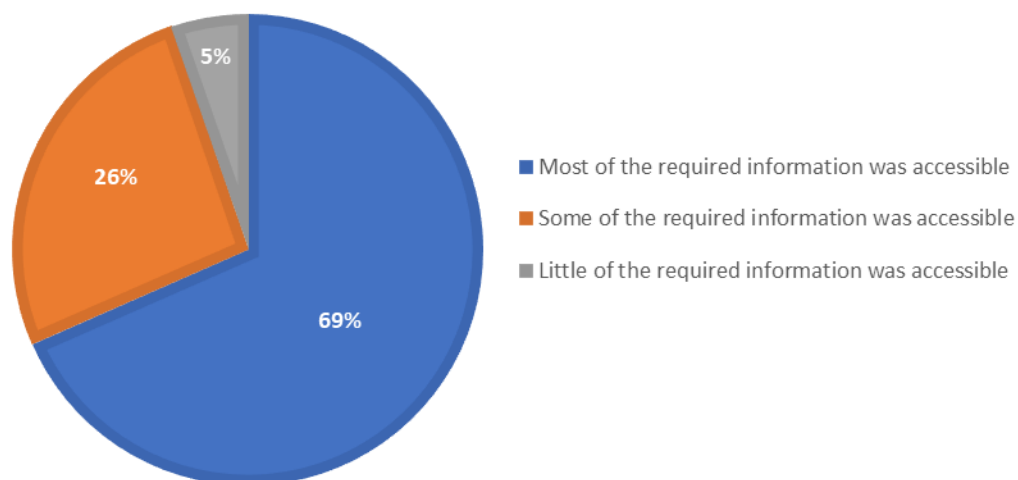
15.7 Format and Content of the Periodic Reporting Questionnaire

15.7.1 How accessible was the information required to complete the Periodic Report?

Number of States Parties

Region/Sub-Region	Little of the required information was accessible	Some of the required information was accessible	Most of the required information was accessible	All of the required information was accessible
Arab States	1	5	13	0
Gulf	0	2	5	0
Maghreb	1	1	3	0
Middle East	0	2	5	0

ARAB STATES



Number of States Parties (Breakdown by State Party)

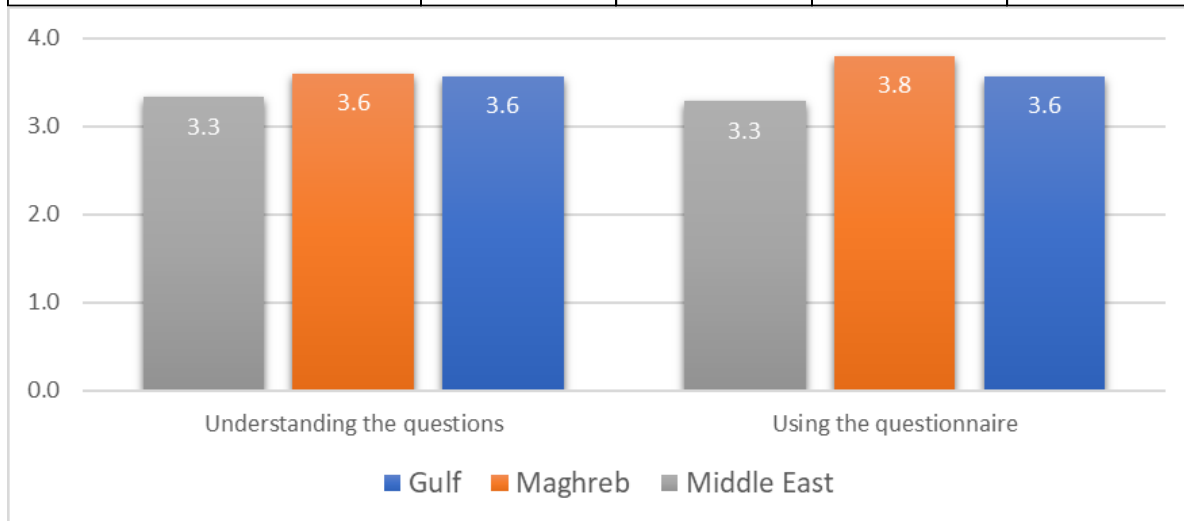
Region/Sub-Region/State Party	Little of the required information was accessible	Some of the required information was accessible	Most of the required information was accessible	All of the required information was accessible
Arab States	1	5	13	0
Gulf	0	2	5	0
Bahrain	0	0	1	0
Kuwait	0	0	1	0
Oman	0	1	0	0
Qatar	0	0	1	0
Saudi Arabia	0	0	1	0
United Arab Emirates	0	1	0	0
Yemen	0	0	1	0
Maghreb	1	1	3	0

Algeria	0	0	1	0
Libya	1	0	0	0
Mauritania	0	0	1	0
Morocco	0	1	0	0
Tunisia	0	0	1	0
Middle East	0	2	5	0
Egypt	0	0	1	0
Iraq	0	0	1	0
Jordan	0	0	1	0
Lebanon	0	1	0	0
Palestine	0	0	1	0
Sudan	0	0	1	0
Syrian Arab Republic	0	1	0	0

15.7.2 Was the questionnaire easy to use and clear to understand?

Average values, numeric values 1 = No support, 2 = Poor, 3 = Fair, 4 = Good, value 0 and missing are not included in calculation.

	Gulf	Maghreb	Middle East	Total
Using the questionnaire	3.6	3.8	3.3	3.6
Understanding the questions	3.6	3.6	3.3	3.5



Number of States Parties (Breakdown by State Party)

1 = No support

2 = Poor

3 = Fair

4 = Good

Comment: All State Parties reporting empty and value 0 on this question have been set to N/A so that these numerical values are not included in the averages.

Region/Sub-Region/State Party	Using the questionnaire	Understanding the questions
Arab States	3.6	3.5
Gulf	3.6	3.6
Bahrain	4	4
Kuwait	4	4
Oman	3	3
Qatar	4	4
Saudi Arabia	2	2
United Arab Emirates	4	4
Yemen	4	4
Maghreb	3.8	3.6

Algeria	4	4
Libya	3	3
Mauritania	4	4
Morocco	4	3
Tunisia	4	4
Middle East	3.3	3.3
Egypt	4	3
Iraq	1	n/a
Jordan	4	3
Lebanon	3	3
Palestine	4	4
Sudan	4	4
Syrian Arab Republic	3	3

15.7.3 Please provide suggestions for improvement
Country specific

15.8 Training and guidance

15.8.1 Please rate the level of support received in terms of training and guidance from the following entities for the completion of the Periodic Reporting questionnaire

Average values, numeric values 1 = None, 2 = Poor, 3 = Fair, 4 = Good, value 0 and missing are not included in calculation.

	Gulf	Maghreb	Middle East	Total
World Heritage Centre	3.7	3.2	3.7	3.5
UNESCO (other sectors)	3.0	1.3	2.7	2.3
UNESCO National Commission	2.0	1.3	2.8	2.1
ICOMOS International	2.2	2.0	2.3	2.2
IUCN International	2.2	1.7	2.0	2.0
ICCROM International/regional	1.6	1.0	2.3	1.6
ICOMOS national/regional	1.8	1.0	2.0	1.6
IUCN national/regional	1.8	1.3	2.0	1.7
Category 2 Centres	3.6	2.6	3.0	3.1
Other	1.0	0.0	1.0	1.0

Number of States Parties (Breakdown by State Party)

- 1 = None
- 2 = Poor
- 3 = Fair
- 4 = Good

Comment: All State Parties reporting empty and value 0 on this question have been set to N/A so that these numerical values are not included in the averages.

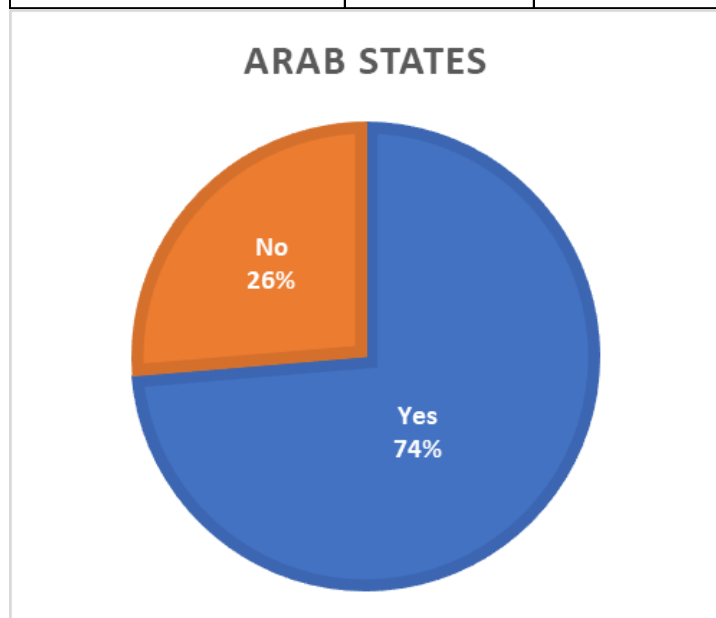
Region/Sub-Region/State Party	WHC	UNESCO (other sectors)	UNESCO National Commission	ICOMOS International	IUCN International	ICCROM International/regional	ICOMOS national/regional	IUCN national/regional	Category 2 Centres	Other
Arab States	3.5	2.3	2.1	2.2	2.0	1.6	1.6	1.7	3.1	1.0
Gulf	3.7	3.0	2.0	2.2	2.2	1.6	1.8	1.8	3.6	1.0
Bahrain	4	1	1	4	4	1	n/a	n/a	4	n/a
Kuwait	4	n/a	n/a	n/a	n/a	n/a	n/a	n/a	4	n/a
Oman	2	n/a	2	1	1	1	1	1	4	n/a
Qatar	4	4	1	1	1	1	1	1	1	n/a
Saudi Arabia	4	n/a	n/a	1	1	1	1	1	4	n/a
United Arab Emirates	4	4	4	4	4	4	4	4	4	1
Yemen	4	n/a	n/a	n/a	n/a	n/a	n/a	n/a	4	n/a

Maghreb	3.2	1.3	1.3	2.0	1.7	1.0	1.0	1.3	2.6	n/a
Algeria	3	n/a	1	1	1	1	1	1	1	n/a
Libya	1	1	1	1	1	1	1	1	1	n/a
Mauritania	4	n/a	n/a	n/a	n/a	n/a	n/a	n/a	4	n/a
Morocco	4	1	2	3	n/a	1	n/a	2	3	n/a
Tunisia	4	2	n/a	3	3	1	1	1	4	n/a
Middle East	3.7	2.7	2.8	2.3	2.0	2.3	2.0	2.0	3.0	1.0
Egypt	3	2	2	2	1	1	1	1	1	1
Iraq	3	n/a	3	n/a	n/a	n/a	n/a	n/a	4	n/a
Jordan	4	n/a	3	4	4	4	n/a	n/a	4	n/a
Lebanon	4	3	2	1	1	1	3	1	2	n/a
Palestine	4	3	3	n/a	n/a	3	n/a	3	n/a	n/a
Sudan	4	n/a	4	n/a	n/a	n/a	n/a	3	4	n/a
Syrian Arab Republic	n/a	n/a	n/a	n/a	n/a	n/a	n/a	n/a	n/a	n/a

15.8.2 Were the online training resources provided by the World Heritage Centre regarding Periodic Reporting adequate for your national authorities to complete the online questionnaire?

Number of States Parties

Region/Sub-Region	No	Yes
Arab States	5	14
Gulf	3	4
Maghreb	0	5
Middle East	2	5



Number of States Parties (Breakdown by State Party)

Region/Sub-Region/State Party	No	Yes
Arab States	5	14
Gulf	3	4
Bahrain	0	1
Kuwait	0	1
Oman	1	0
Qatar	0	1
Saudi Arabia	1	0
United Arab Emirates	0	1
Yemen	1	0
Maghreb	0	5
Algeria	0	1

Libya	0	1
Mauritania	0	1
Morocco	0	1
Tunisia	0	1
Middle East	2	5
Egypt	0	1
Iraq	0	1
Jordan	0	1
Lebanon	0	1
Palestine	0	1
Sudan	1	0
Syrian Arab Republic	1	0

15.8.3 Please provide further comments on the online training resources

Country specific

15.9 Comments on the Assessment of the Periodic Reporting Exercise

15.9.1 Comments, conclusions and/or recommendations related to the Assessment of the Periodic Reporting Exercise

Country specific