




UNITED  
NATIONS  
INDIA  
.....

GOVERNMENT OF INDIA  
AND THE UNITED NATIONS

# Sustainable Development Framework

2018-2022







GOVERNMENT OF INDIA  
AND THE UNITED NATIONS

# Sustainable Development Framework


2018-2022







## FOREWORD



**Dr. Rajiv Kumar**  
Vice Chairperson, NITI Aayog

On behalf of the Government of India, NITI Aayog is pleased to partner with the United Nations in India to implement the Government of India - United Nations Sustainable Development Framework (SDF) for the period 2018-2022. Successfully implementing the SDF will help achieve India's national priorities and also the globally agreed Sustainable Development Goals (SDGs).

The SDF outlines the work of UN agencies in India, to support the achievement of seven key outcomes in the areas of: (i) education; (ii) gender equality and youth development; (iii) health; (iv) natural resource management and energy efficiency; (v) nutrition and food security; (vi) elimination of poverty; and (vii) skilling, entrepreneurship and jobs creation. In addition, NITI Aayog will work with the UN system in advancing India's participation in multilateral forums, particularly in the area of South-South cooperation, and other issues of regional and global significance.

The Government of India, including the NITI Aayog and various line ministries, have collaborated with the UN Country Team in India to prepare the present SDF (2018-2022). It resonates with the vision of the Government of India "Sabka Saath Sabka Vikas" (Collective Effort, Inclusive Development) as well the global aspiration of "Leaving no one Behind" as articulated in the 2030 Agenda for SDGs.

As the fastest growing major economy in the world, which is home to close to one-sixth of humanity, India is uniquely placed to influence and determine the success of the ambitious global SDGs. Eradication of all forms of poverty, and the well-being, dignity, and strengthened livelihoods for all our people, remains India's foremost priority. As the Hon'ble Prime Minister of India Shri Narendra Modi noted in his speech at the United Nations Sustainable Development Summit in September 2015 - "Much of India's development agenda is mirrored in the Sustainable Development Goals".

While acknowledging the serious challenges that remain in the areas of poverty, malnutrition, health and education, there is a need to pay attention to the consequences of a rapidly-changing, globalised India, that is witnessing rapid urbanization, increasing migration, rising pollution and decline in female participation in the labour force.

The Government of India is implementing a range of large scale innovative programmes, schemes and initiatives to achieve India's development goals. These are reflected in NITI Aayog's work and documents. These innovations can be replicated in other parts of the world. Further, NITI Aayog in collaboration with other ministries and State governments is leading the efforts to nationalise the SDGs. This will go a long way in ensuring their effective implementation.

It is in this context that the Government of India is pleased to strengthen its partnership with the United Nations in India to support India's development goals for 2022. This partnership will be further reinforced with the adoption of UN's 2030 agenda that calls for extensive reforms. These reforms, where implemented, will enhance the UN system's effectiveness, cohesion, leadership and accountability.

NITI Aayog, Ministry of External Affairs, Ministry of Finance and the UN in India will come together to form a collaborative governance mechanism that will support coordinated and collaborative planning, implementation, monitoring and evaluation of the SDF and an effective communication of positive results.

Finally, let me reiterate that the GoI-UN Sustainable Development Framework period from 2018-2022 will be a particularly crucial phase in India's development story, with 2022 set to mark 75 years since Indian Independence. Prime Minister Modi has given a call for building a New India by 2022. Successfully, implementing the GOI-UN SDF for 2018-2022 will significantly contribute to this goal.

Dated: September 24, 2018  
New Delhi



  
(Dr. Rajiv Kumar)



|

VI



## MESSAGE



**Mr. Yuri Afanasiev**  
UN Resident Coordinator in India

India is one of the fastest growing economies in the world. It is in a strong position to deliver on its national development priorities, as well as on the globally-agreed-upon 2030 Agenda for Sustainable Development. India has also provided leadership in shaping the Sustainable Development Goals (SDGs), particularly in ensuring that the voices of developing countries find prominence in global discourse. It is no surprise that several of India's development priorities are mirrored in the SDGs. Projected to be the most populous and youngest country in the world by 2024, India's contributions will be indispensable for the achievement of the SDGs globally. India is embarking on a long-term visioning exercise aligned with the SDGs. The government is committed to inclusive growth and has launched many national programmes to achieve, within a short period, ambitious goals such as rural electrification, sanitation, housing for all, clean and renewable energy expansion, universal elementary school education, smart cities and skills development, to name just a few. These will determine the success of SDGs both in India and globally.


The Government of India (GoI) has a long history of close co-operation with the United Nations (UN), as one of its founding members. At present, the UN system in India includes over 20 UN entities that have the privilege to serve in the country. Over the years the UN has supported the GoI in many areas, including: stronger health systems, quality education, disaster risk management, gender equality, poverty reduction, skills and livelihoods development, conservation of biodiversity and cultural heritage, and industrial development. India is also playing an increasingly substantive role within the United Nations as a member on the boards of various UN agencies and entities, including the United Nations Economic and Social Council (ECOSOC). Further, India and its troops contribute immensely to international peace and security, as it is presently the second largest troop-contributing country to the United Nations Peacekeeping Mission.

The UN in India, including Non-Resident Agencies commits its support to the Government of India's effort to achieve development priorities for the period 2018-2022 and beyond. The year 2022 will be an important milestone for India, as it will mark 75 years of the country's independence. The GoI and UN Sustainable Development Framework (UNSDF) for the period 2018-2022 will support the achievement of national priorities. It builds on the successes and lessons emerging from previous programmatic efforts and is designed with the overall objective to Leave No One Behind and Reach the Furthest Behind First.

The UNSDF was designed in a participatory manner with key stakeholders. It outlines the UN System's joint efforts to achieve results in the least developed states, including those in the North-East, and to address major concerns including: poverty and urbanization, health, education, nutrition and food security, climate change, energy, disaster resilience, skilling, entrepreneurship and jobs creation, gender equality and youth development. For implementation, in addition to the government, the UN System will partner with various development actors, including the private sector, to co-create innovative scalable development solutions. This document describes the way in which the full range of expertise and resources of the GoI and the UN will be utilised to achieve development results. We look forward to the implementation of the UNSDF (2018-2022) under the leadership of NITI Aayog, the Ministry of External Affairs (MEA) and the Ministry of Finance (MoF).

The UN System in India is committed to providing full support to India's development priorities, and ensuring that the UNSDF outcomes are achieved and that poor, vulnerable and marginalised communities participate in and benefit from the country's robust growth trajectory.

Dated: September 24, 2018  
New Delhi



(Yuri Afanasiev)

पीने का पानी








सत्यमेव जयते




UNITED NATIONS INDIA

In witness, thereof the undersigned, being duly authorized, have signed this **Government of India and United Nations Sustainable Development Framework for the period 2018-2022** on 28<sup>th</sup> September 2018, in New Delhi, and underscore their joint commitment to its priorities, expected outcomes, and strategies.


  
**Mr. Amitabh Kant**  
CEO, NITI Aayog


  
**Mr. Yuri Afanasiev**  
UN Resident Coordinator  
in India

  
**Mr. Tomio Shichiri**  
Representative,  
FAO


  
**Ms. Rasha Omar**  
Country Representative,  
IFAD

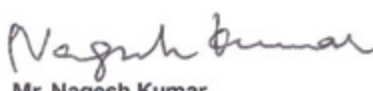
  
**Ms. Dagmar Walter**  
Director,  
ILO

  
**Mr. Anuj Bhatia**  
Head of Office,  
IOM


  
**Dr. Bilali Camara**  
Country Director,  
UNAIDS

  
**Ms. Francine Pickup**  
Country Director,  
UNDP

  
**Mr. Atul Bagai**  
Head,  
UNEP India office


  
**Mr. Nagesh Kumar**  
Director & Head, Sub-regional  
Office, UNESCAP

  
**Mr. Eric Falt**  
Director & Representative,  
UNESCO

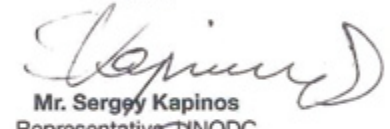
  
**Dr. Jennifer Butler**  
Deputy Regional Director  
& OIC UNFPA India


  
**Mr. Hitesh Vaidya**  
Country Representative,  
UN-Habitat


  
**Ms. Yasuko Shimizu**  
Chief of Mission,  
UNHCR


  
**Ms. Yasmin Ali Haque**  
Representative,  
UNICEF


  
**Mr. ZOU Ciyong**  
Director, Dept. of Partnerships &  
Results Monitoring, UNIDO HQ

  
**Mr. Sergiy Kapinos**  
Representative, UNODC

  
**Mr. Sanjay Mathur**  
Regional Director,  
UNOPS

  
**Dr. Hameed Nuru**  
Representative &  
Country Director, WFP

  
**Dr. Henk Bekedam**  
Representative,  
WHO

  
**Ms. Nishtha Satyam**  
Deputy Country Representative  
& OIC, UN Women





# Table of Contents

<b>Executive Summary</b>	5
<b>Strategic Priority Areas</b>	9
<b>Priority I.</b> Poverty and Urbanisation	13
<b>Priority II.</b> Health, Water, and Sanitation	21
<b>Priority III.</b> Education and Employability	27
<b>Priority IV.</b> Nutrition and Food Security	31
<b>Priority V.</b> Climate Change, Clean Energy and Disaster Resilience	37
<b>Priority VI.</b> Skilling, Entrepreneurship, and Job Creation	43
<b>Priority VII.</b> Gender Equality and Youth Development	49
<b>Risks and Assumptions</b>	55
<b>Estimated Resource Requirements and Financing</b>	57
<b>Implementation Arrangements</b>	59
<b>Monitoring and Evaluation</b>	65
<b>Communication of Results</b>	69
<b>Common Budgetary Framework</b>	71
<b>UNSDF Results Matrix (2018-2022)</b>	72
<b>Legal Annex</b>	89
<b>Annex A.</b> Theory of Change	90
<b>Annex B.</b> Costed Monitoring and Evaluation Plan	93
<b>Annex C:</b> Overview of The Process to Develop UNSDF	99
<b>Annex D:</b> Extracted from GoI Mapping Of Sustainable Development Goals Against Government Schemes, Interventions and Relevant Ministries	100
<b>Annex E:</b> Year-Wise Break-Up Of the Common Budgetary Framework	101



## ACRONYMS & ABBREVIATIONS

### United Nations Agencies and Bodies

<b>APCTT</b>	Asian and Pacific Centre for Transfer of Technology
<b>FAO</b>	Food and Agriculture Organization
<b>IFAD</b>	International Fund for Agricultural Development
<b>ILO</b>	International Labour Organization
<b>IOM</b>	International Organization for Migration
<b>OMT</b>	Operations Management Team
<b>UNAIDS</b>	Joint United Nations Programme on HIV/AIDS
<b>UNCT</b>	United Nations Country Team
<b>UNCTAD</b>	United Nations Conference on Trade and Development
<b>UNDG</b>	United Nations Development Group
<b>UNDP</b>	United Nations Development Programme
<b>UNESCAP</b>	United Nations Economic and Social Commission for Asia and the Pacific
<b>UNESCO</b>	United Nations Educational, Scientific and Cultural Organization
<b>UNEP</b>	United Nations Environment Programme
<b>UNFPA</b>	United Nations Population Fund
<b>UN-Habitat</b>	United Nations Human Settlements Programme
<b>UNHCR</b>	United Nations High Commissioner for Refugees
<b>UNICEF</b>	United Nations Children's Fund
<b>UNIDO</b>	United Nations Industrial Development Organization
<b>UNODC</b>	United Nations Office on Drugs and Crime
<b>UNOPS</b>	United Nations Office for Project Services
<b>UNRC</b>	United Nations Resident Coordinator
<b>UNV</b>	United Nations Volunteers Programme
<b>UN Women</b>	United Nations Entity for Gender Equality and the Empowerment of Women
<b>WFP</b>	World Food Programme
<b>WHO</b>	World Health Organization



## Others

<b>AIIB</b>	Asian Infrastructure Investment Bank
<b>AYUSH</b>	Ayurveda, Yoga, Naturopathy, Unani, Siddha, Homeopathy
<b>CBF</b>	Common Budget Framework
<b>CCA</b>	Common Country Assessment
<b>CSO</b>	Civil Society Organisation
<b>CSR</b>	Corporate Social Responsibility
<b>DRR</b>	Disaster Risk Reduction
<b>FOGSI</b>	Federation of Obstetric and Gynaecological Societies of India
<b>GDP</b>	Gross Domestic Product
<b>GEEW</b>	Gender equality & the empowerment of women
<b>GHG</b>	Greenhouse Gases
<b>HIV-AIDS</b>	Human immunodeficiency virus infection and acquired immune deficiency syndrome
<b>HCFC</b>	Hydrochlorofluorocarbons
<b>HRBA</b>	Human Rights-based Approach
<b>ICDS</b>	Integrated Child Development Services
<b>IAP</b>	Indian Academy of Paediatrics
<b>IEC</b>	Information, Education, and Communication
<b>IFI</b>	International Financial Institution
<b>JSC</b>	Joint Steering Committee
<b>LGBTI</b>	Lesbian, Gay, Bisexual, Transgender, & Intersex
<b>M&amp;E</b>	Monitoring and Evaluation
<b>MDG</b>	Millennium Development Goal
<b>MEA</b>	Multilateral Environmental Agreement
<b>NCD</b>	Non-communicable disease
<b>MDM</b>	Mid-Day Meal
<b>MIC</b>	Middle Income Country
<b>ODA</b>	Overseas Development Assistance
<b>PDS</b>	Public Distribution System
<b>RBM</b>	Results Based Management
<b>RG</b>	Results Group for the UNSDF
<b>SARS</b>	Severe Acute Respiratory Syndrome
<b>SDGs</b>	Sustainable Development Goals
<b>UNDAF</b>	UN Development Action Framework 2013-17
<b>UNSDF</b>	UN Sustainable Development Framework 2018-2022
<b>UHC</b>	Universal Health Coverage
<b>UPR</b>	Universal Periodic Review
<b>WASH</b>	Water, Sanitation and Hygiene





# Executive Summary

The Government of India and United Nations Sustainable Development Framework (UNSDF) for the period 2018-2022 is a framework of cooperation, results and strategies that will contribute to the achievement of national priorities. These priorities are articulated in the NITI Aayog's Three-year Action Agenda (2017-2020) and other policy announcements, such as: A New India by 2022,<sup>1</sup> and the Transformation of Aspirational Districts programme,<sup>2</sup> and are aligned to the globally agreed-upon 2030 Agenda for Sustainable Development. The UNSDF builds on the successes and lessons of previous programmatic efforts and recommendations emerging from the independent evaluation of the United Nations Development Action Framework (UNDAF) for the period 2013-2017. It describes the way in which the full range of expertise and resources of the GoI and the UN will be utilized to achieve development results.

This UNSDF is guided by India's development efforts to ensure a better quality of life for all citizens. The Government of India has demonstrated strong commitment to the globally agreed upon SDGs. India's Prime Minister has drawn attention to the fact that we live in *"an age of unprecedented prosperity, but also unspeakable deprivation around the world"* and pointed out that *"much of India's development agenda is mirrored in the SDGs"*.<sup>3</sup> It is widely agreed that India will play a leading role in determining the relative success or failure of the SDGs. Moreover, the NITI Aayog, ministries, state governments, as well as the Parliament of India have taken substantive actions to localise the SDGs, as noted in India's first Voluntary National Review Report.<sup>4</sup> The Prime Minister has also called on the country to work together towards a *New India* by 2022, the 75th anniversary of Independence. The timeline coincides with the period of the UNSDF. The vision of the *New India* includes a focus on housing for the poor, clean habitats, doubling of incomes for the farmers, increased opportunities for youth and women and addressing issues of exclusion, terrorism and corruption.

This UNSDF underscores the core programming principle to leave no one behind. It is aligned with global and national aspirations, and normative frameworks to achieve equity and inclusion. It is an instrument for the GoI and the UN to work together in a coordinated and coherent manner to address the development needs of the poor, vulnerable and marginalised communities in India, and to bring to scale innovative development solutions. The UNSDF recognises the risks that individuals and groups face due to vulnerabilities, including the lack of visibility of their specific needs. Consequently, the UNSDF will focus on efforts to reduce social and spatial disparities in income and human development. It will promote inclusion of children, women, young people, Persons with Disabilities (PwDs) and other vulnerable communities, and direct efforts towards identified states, including the North-East. The UNSDF is underpinned by an overarching Theory of Change,<sup>5</sup> and is based on robust analysis from the Common Country Assessment, consultation with government and other key stakeholders, and learning and recommendations from the Independent Evaluation of the UNDAF 2013-2017. As part of the UNSDF preparation process,<sup>6</sup> key stakeholders, such as the NITI Aayog, line ministries, civil society, and organisations representing workers, employers, vulnerable communities, the private sector and other development partners, jointly identified **seven major priorities and outcomes**.

In addition to the seven outcomes below, the UN in India will seek to work in collaboration with the GoI to support India's participation and leadership in multilateral fora. As one of the founding members of the UN India has been a leading advocate of multilateralism for over 70 years, including through its leadership positions within the Non-Aligned Movement,

1 Source: [http://niti.gov.in/writereaddata/files/new\\_initiatives/NITI%20VC%20Presentation%20Governors%20Conference\\_Oct12\\_En.pdf](http://niti.gov.in/writereaddata/files/new_initiatives/NITI%20VC%20Presentation%20Governors%20Conference_Oct12_En.pdf), last accessed on 20 September 2018

2 Source: <http://niti.gov.in/content/about-aspirational-districts-programme#>, last accessed on 20 September 2018

3 Statement at the United Nations Summit for the adoption of Post-2015 Development Agenda, 25 September 2016

4 This was presented to the High Level Political Forum on Sustainable Development in July 2017. Source: <https://sustainabledevelopment.un.org/content/documents/15836India.pdf>, last accessed on 25 August 2017

5 Refer Annex A: Theory of Change

6 Refer Annex C: Details regarding process followed for the preparation of the UNSDF (2018-2022)



## SEVEN MAJOR PRIORITIES AND OUTCOMES IDENTIFIED BY KEY STAKEHOLDERS



### Poverty and Urbanisation

By 2022, institutions are strengthened to progressively deliver universal access to basic services, employment, and sustainable livelihoods in poor and excluded rural and urban areas



### Health, Water and Sanitation

By 2022, there is improved and more equitable access to, and utilization of, quality, affordable health, water, and sanitation services



### Education and Employability

By 2022, more children, young people, and adults, especially those from vulnerable groups, enjoy access to quality learning for all levels of education



### Nutrition and Food Security

By 2022, all children enjoy essential nutrition services and rural smallholders and other vulnerable groups have improved livelihoods and greater access to a nutritionally adequate food basket



### Climate Change, Clean Energy and Disaster Resilience

By 2022, environmental and natural resource management (NRM) is strengthened and communities have increased access to clean energy and are more resilient to climate change and disaster risks



### Skilling, Entrepreneurship, and Job Creation

By 2022, people vulnerable to social, economic and environmental exclusion, have increased opportunities for productive employment through decent jobs and entrepreneurship



### Gender Equality and Youth Development

By 2022, women, children, and young people have improved access to equal opportunities and an enabling environment, to advance their social, economic and political rights





the Group of 77 within the UN, and through its leadership in South-South cooperation. India contributes significantly to the implementation of the UN charter, and is a member of multiple UN Agency global-level executive boards and governing bodies.<sup>7</sup> The UN in India will seek to support the Government of India in advancing India's participation in multilateral fora, particularly in the areas of south-south cooperation, post-disaster emergency response and recovery support, global health innovations and health-related procurement, non-medical procurement (emergency supplies and equipment, food, IT solutions, services, training) and implementing human rights obligations.<sup>8</sup> The UN in India will operate with the guidance of, and in partnership with the Ministry of External Affairs in this regard.

The UNSDF serves as a partnership framework between the Government of India and the UN System and will be nationally executed under the overall coordination of NITI Aayog. To provide overall guidance and oversight, a Joint Steering Committee (JSC) will be constituted, comprising senior Government officials from the NITI Aayog, the Ministry of External Affairs, the Ministry of Finance and other key ministries and UN representatives. In addition, seven inter-agency Results Groups at the outcome level will support coordinated and collaborative planning, implementation, monitoring, evaluation and communication of results.

#### Based on their comparative advantages in India, the UN System will:

- **provide** technical support to address emerging challenges based on comparable international experience
- **design and implement** high impact and scalable programmes to support national priorities such as affordable housing; immunization; quality education; health and nutrition; clean energy and environment; skilling for young people, especially women and others
- **support** stronger capacity at national and local levels for improved planning, implementation and monitoring for the SDGs, both within and beyond government institutions
- **support** the Gol's engagement in multilateral platforms on the SDGs, particularly issues of regional and global significance such as climate change and resilience, urbanization and innovation, renewable energy solutions, and South South cooperation

#### The outcomes expected from this UNSDF will contribute to:

- **advance** inclusive economic growth and reduce multi-dimensional poverty of vulnerable communities
- **demonstrate** scalable and innovative solutions to key challenges, including through partnerships with the private sector
- **strengthen** accountability systems, support the delivery of quality, inclusive social services
- **support** the Gol's efforts to exert greater influence in global fora on development, climate change, and emergency response, among others

The full implementation of the UNSDF will require an estimated total of US \$1.5 billion. A Common Budgetary Framework (CBF) is included on page 71, and in Annex E. It provides an overview of required and available resources to support implementation, and it identifies financing gaps. The CBF will inform the design of a joint financing strategy to articulate the planned mix of financial sources and instruments, including funds managed by other partners and how these can be leveraged to contribute to the achievement of the national priorities including the SDGs. The Joint Steering Committee will support the collective efforts of the UN System to mobilise finances and resources required for the full implementation of the UNSDF. This Gol-UN Sustainable Development Framework will, with respect to each of the signatory UN organizations, be read, interpreted, and implemented in a manner that is consistent with the basic agreements between United Nations System and the Gol. The basic agreements including the technical agreements form the legal basis for the relationship between the Gol and each UN System agency.

<sup>7</sup> UNDP, UNFPA, UNOPS, UNICEF, UNIDO, UNESCO, ILO, UNODC, WHO, UNAIDS, WFP, UN-Habitat, FAO, the UN Board of Auditors, the World Bank, IMF and UN Foundation, as of September 2018

<sup>8</sup> Including the Universal Periodic Review, Treaty Body recommendations, and special procedures of the Human Rights Council





**BOX 1**

**Reaching the Furthest Behind First – Identifying vulnerable and marginalised communities**

For the UNSDF, the most vulnerable communities identified in consultation with the government and other development partners, include, but are not be limited to: households in extreme poverty, both rural and urban; households residing in urban slums and informal settlements; vulnerable women, children, and young people (15-29 years), especially those belonging to Scheduled Castes and Scheduled Tribes; orphans and street children; manual scavengers, migrants, refugees and asylum-seekers; the elderly; displaced populations; religious and other minorities; people with disabilities; the LGBTI community, sex workers and drug users; people in prisons; and persons living with HIV.



# Strategic Priority Areas

## INTRODUCTION

To achieve the seven strategic priorities and outcomes and to make a tangible contribution to national priorities and SDGs, the UN System has adopted an integrated approach to programming. This will reduce fragmentation and enhance coherence and efficiency. These are in line with the Gol's overarching initiatives such as Sab ka Saath, Sab ka Vikas (Collective Efforts, Inclusive Growth), Beti Bachao Beti Padhao (Save the Girl Child, Educate the Girl Child), Prakrithi Rakshathi Rakshithaha (Nature Protects if She is Protected), and Transparent, Accountable and Responsive Governance, among others. Four integrated programming principles have been applied, and are detailed below:

### 1. Leave No One Behind – Reach the Furthest Behind

**First:** This is about first reaching people that are, or are at risk of being, left behind in the development process (Box 1). It requires nuanced policy analysis using disaggregated data and adequately resourced programmes that are designed to reach vulnerable communities and address the causes of disparity and exclusion. Each UNSDF outcome identifies priority communities. Across all outcomes, major effort will focus on addressing the causes of gender inequality. The UNSDF prioritises seven low-income states that account for 67.6 percent of people living in poverty in India: Bihar, Chhattisgarh, Jharkhand, Madhya Pradesh, Odisha, Rajasthan and Uttar Pradesh. The North-East region of India will also be prioritised to address the development backlog. At the sub-sub-national/district level, the UNSDF will aim to focus on the 115 aspirational districts identified by the Gol as part of the national Transformation of Aspirational Districts programme.

### 2. Human Rights, Gender Equality and Empowerment of Women:

These principles are strongly protected through the Constitution of India, and a range of legal and institutional frameworks. India has taken progressive measures to meet international human rights obligations, and is a signatory to 10 key international human rights instruments. India also recognises the 'third' gender, with the Supreme Court of India declaring that transgender persons should enjoy all the fundamental rights in the Constitution. UN agencies, across all outcomes, will work with the government to strengthen their normative work, with a focus on analysis, indicator development, improved implementation and support for follow-up to the periodic reviews, including

the Universal Periodic Review. Guided by the principles of non-discrimination, underpinning the 2030 Agenda for Sustainable Development, the planning, execution, and monitoring mechanisms of the UN programmes in India will take into account the multi-dimensional barriers that prevent the furthest behind groups from accessing services equitably.<sup>9</sup> The UN in India will also support the sharing of good practices from India, such as domestic laws, policies and inclusive measures that contribute to the protection and promotion of human rights, with other countries.

### 3. Sustainability and Resilience:

India remains a strong global player on sustainability and resilience in the face of climate change and recurring natural disasters, and is a signatory to multiple international agreements, including the Paris Agreement, the Sendai Framework for Disaster Risk Reduction, and the Quito Declaration on Sustainable Cities and Human Settlements for All. It has also spearheaded the launch of the International Solar Alliance (ISA). In collaboration with the government, the UN System will work to ensure that due consideration is given to potential environmental and social impacts during all stages of programming and to empower communities to withstand shocks and manage risks and uncertainties. The work in this area will require programming beyond the seven UNSDF focus states. The UN will further endeavour to formulate a strategic partnership with India on climate change, resilience, urbanization and innovation to further both the national development agenda and India's multilateral and international priorities, including strengthening country's leadership at global platforms.

### 4. Accountability:

The UN system will work with Ministries at the national level, especially the Ministry of Statistics and Programme Implementation (MoSPI) and NITI Aayog to strengthen the standardisation, quality, and availability of data at national, state, and sub-state levels to monitor both national priorities and the SDGs. Support will be provided to develop integrated innovative data systems,<sup>10</sup> especially at the state and local levels for more informed planning, strategy development, monitoring and resource allocation. Under the leadership of MoSPI, efforts will be made to address the non-availability of data for new indicators and to improve the use of data for equity-based policy formulation, planning, and monitoring and evaluation (M&E).

<sup>9</sup> This effort to strengthen normative work is in line with the mandate of the UN, the recommendations emerging from the independent evaluation of UNDAF 2013-2017 and from an internal pilot exercise that assessed the extent of gender mainstreaming in the UN System (Gender Equality and the Empowerment of Women country-scorecard exercise).

<sup>10</sup> Work is underway to create a SDG dashboard that will agglomerate data on national goals, SDGs, and national schemes at one location to drive data-based decision-making. This dashboard is being developed in collaboration between the UN, MoSPI and NITI Aayog.

## There are five mutually reinforcing programming approaches:

- 1. Measurable, scalable, results-focused programming:** The Government and UN will work together to measure the results expected from this UNSDF. Results Groups<sup>11</sup> will support the implementation, management, monitoring, and reporting of progress towards the expected outcomes, as articulated in the UNSDF results matrix (Page 71). Seven innovative, scalable flagship programmes that are multi-sectoral and multi-agency have been identified - these are intended as catalysts for increased investment by the GoI and other sources of development finance, particularly vertical funds and the private sector, for scaling-up of development solutions.
- 2. Risk-informed programming:** Managing risk is one of the essential programming approach that includes both risks to and from programming. Risk analysis is essential for effective decision-making by the both the government and the UN partners. This approach also entails managing disaster risks and climate impacts.
- 3. Capacity development:** This is critical for the achievement of the UNSDF outcomes, and for the related Government programmes, and the SDGs. Capacity development efforts are informed by the programming principles, and are aimed at national, sub-national, and sub-sub-national stakeholders to ensure awareness on the UNSDF and the SDGs. They will be guided by quality standards and measures with appropriate indicators to produce sustainable results.
- 4. Coherent policy support:** Policy coherence is central to efforts where different actors work together across sectors and geographic areas to deliver results. In line with the focus on cross-sectoral linkages between the SDGs, the UN system in India will collaborate with the Government and development partners to apply multi-sectoral thinking and approaches to the implementation of the UNSDF, particularly for the flagship programmes. This will provide different policy options and models with multi-sectoral benefits and greater inter-ministry and inter-departmental coordination in planning, budgeting, service delivery, and monitoring leading to a whole-of-government approach in key areas.
- 5. Partnerships:** The sustainable development agenda can only be realised with a strong commitment to partnerships at all levels between governments, private sector, civil society and other stakeholders such as regional/sub-regional organizations. The UN will seek to support innovative models and delivery mechanisms in Overseas Development Assistance (ODA), blended finance models and private sector engagement. The UN in India Business Forum (UNIBF) has been established which is a collaborative forum to identify and work on scalable solutions for sustainable development, that are also business opportunities for the private sector. The aim is to build a tangible long-term partnership of ideas and solutions, between Indian businesses, the UN, and the Government, in a way that can mobilise collective strength to alleviate multi-dimensional poverty. The UN will mobilise stakeholders for additional finance, technology transfer, knowledge, and expertise to accelerate progress towards the SDGs. The UN will also work with organisations that are led by the marginalised population groups to support participatory planning processes. Finally, the UN will support South-South collaboration in the realm of ideas and analysis (networks of think tanks and multilateral forums). This will include sharing successful Indian experience with: digital economy and direct cash benefits, JAM trinity, transfers and services, clean energy and renewables (including through the ISA), elections management, access to medicines and devices, and policy and programme innovations in gender equality, agriculture, and food security. Scalable economically viable models for development solutions with the private sector also seem to be emerging as an experience that India can share with many in the Global South.

<sup>11</sup> Result Groups are UN inter-agency working groups for which the convener and partner UN agencies have been identified, for implementation and monitoring of the UNSDF outcomes.





## Theory of Change

The theory of change for the UNSDF (Annex A) shows how the contributions of the UN system agencies, working in partnership with Government and development partners, will make tangible, measurable contributions to national priorities and the SDGs. It is based on robust analysis from the Common Country Assessment, consultation with key stakeholders, and learning and recommendations from the Independent Evaluation of the UNDAF 2013-2017. The theory of change specifies:

- the rationale for the outcome, with available evidence about the underlying causes of the issues to be addressed,
- the results and strategies that will contribute to Government priorities and the SDGs;
- the expected beneficiary groups and partners to be involved in implementation, monitoring, and reporting, and
- the critical risks and assumptions.

The complete results matrix including indicators, baselines, targets, means of verification, and risks and assumptions, is provided in detail on page 72 of the UNSDF.



**OUTCOME 1**

By 2022, institutions are strengthened to progressively deliver universal access to basic services,<sup>12</sup> employment and sustainable livelihoods to poor and excluded rural and urban areas

<sup>12</sup> The focus will be on education and health services including family planning and reproductive health care, and on financial, housing, sanitation services and judicial services.



## PRIORITY I.

# Poverty and Urbanisation

### 1.1 RATIONALE

**Income poverty has declined at a rapid pace over the past two decades.** Sustained growth has created gainful employment and helped raise wages. The middle class now constitutes close to a third of India's population. From 1994 to 2012, the proportion of people below the nationally defined poverty line<sup>13</sup> fell from 45 per cent to 22 per cent. Close to 133 million people were lifted out of poverty.<sup>14</sup> The growth of cities, has been beneficial for overall poverty reduction in India. Urban growth has been responsible for about 80 per cent of the total fall in poverty. The poor living in rural areas have gained more from urban growth than from rural growth.

**While there has been remarkable progress in increasing incomes at the national level, there is a growing income inequality across states.** After 1991, India's per capita income grew nearly two-and-a-half times faster in real terms compared to the preceding three-and-a-half decades. India's share in world Gross Domestic Product (GDP) has increased from an average of 4.8 per cent during 2001-07 to 7 per cent during 2015.<sup>15</sup> Despite this progress, gaps in income and consumption across and within the Indian states have widened. The Government, in order to address spatial inequality has identified 115 aspirational districts for concerted focus to improve attainments in the areas of education, health, nutrition, basic infrastructure such as rural road connectivity, rural household electrification, access to potable water and individual toilets.

India ranks 130 out of 189 countries on HDI as per the 2018 Global Human Development Report published by the United Nations Development Programme (UNDP). India's HDI value for 2017 is 0.640, which put the country in the medium human development category. Between 1990 and 2017, India's HDI value increased from 0.427 to 0.640, an increase of nearly 50 per cent – and an indicator of the country's remarkable achievement in lifting millions of people out of poverty. At the same time, India's incurred a loss of 26.8 per cent to its HDI value after inequality adjustments to result in an Inequality-adjusted HDI score of 0.468

and a drop of one place from overall HDI rankings. The Inequality-Adjusted Human Development Index (IHDI) allows one to compare levels of inequality within countries, and the greater the inequality, the more a country's HDI falls.

**Much of India's poverty is concentrated in rural areas and in low-income states.** The seven states<sup>16</sup> of Bihar, Chhattisgarh, Jharkhand, Madhya Pradesh, Odisha, Rajasthan and Uttar Pradesh account for 62 per cent of people living in poverty in India. Low-income states as a group, excepting Rajasthan, have a poverty rate that is twice that of the rest of the country. These states have less industry and people are largely residing in rural areas. They also have a large reservoir of young people and this demographic bonus will be available for longer than in the rest of India.

**Urban growth is mired in challenges.** The 2011 census revealed 475 urban agglomerations, up from 384 in 2001, and 7,935 towns, as opposed to 2,774 towns in 2001. With close to 14 million migrants moving from rural to urban areas every year, combined with intrinsic population growth inside urban areas, India's explosive urban growth is expected to continue. The urban share of India's population was around 31 per cent according to the 2011 census and is expected to cross 40 per cent by 2030.<sup>17</sup> While bringing a range of economic benefits, such rapid urbanisation has brought with it enormous challenges, most noticeably in the form of demand-supply gaps in housing, infrastructure and services. One in six people in urban areas lives in slums; the proportion has improved over time but the absolute numbers have been increasing due to the rapid urbanisation described above. Only around 70 per cent of the total urban solid waste is collected,<sup>18</sup> the share decreasing significantly outside major cities. About 65 per cent of the urban population have individual water connections, while about 30 per cent of wastewater generated is treated.<sup>12</sup> The public transport system is often inadequate in the biggest cities and very poor in smaller towns resulting in a rapid boom in private vehicles, in turn leading to increasing congestion and air pollution. In 2016, of the 10 cities with the worst air quality globally, four were

<sup>13</sup> As per an estimate given by Planning Commission in 2012, based on a consumer expenditure survey conducted in 2011-12.

<sup>14</sup> World Bank (2016): *Pathways to Reducing Poverty and Sharing Prosperity in India: Lessons from the last Two Decades*. Since 1991, the tertiary sector contributed 60 per cent to the decline in poverty followed by the secondary sector at about 25 per cent. The country's contribution to global economic growth (in purchasing power parity terms), which averaged 8.3 per cent between 2001-07, and jumped to 14.4 per cent by 2014, exceeding that of the United States by 2.7 percentage points.

<sup>15</sup> Cited in Economic Survey 2015-16 accessed on May 10, 2017. The survey also states that there appears to be no evidence of convergence in per capita incomes across states, with "less developed States, on average, falling behind the richer states."

<sup>16</sup> These seven states account for 45 per cent of the population.

<sup>17</sup> UN World Urbanization Prospects: The 2014 Revision

<sup>18</sup> Ministry of Housing and Urban Poverty Alleviation India *Habitat III National Report 2016*

in India.<sup>19</sup> Adaptation for extreme weather events, especially flooding, is weak even in the biggest cities; already alarming disasters are expected to worsen due to the impacts of climate change. The safety of women and girls and their participation in public life and economy are other major challenges. To further complicate the problem, as many cities are expanding beyond their municipal boundaries, many once-rural areas are becoming denser and acquiring more urban characteristics. This is especially the case with “census towns”, which have been designated towns without the provision of an urban governance structure. India’s rural-urban divide is being replaced by a rural-urban gradation.

India has made momentous progress in reducing multidimensional poverty, according to estimates from the 2018 global Multidimensional Poverty Index (MPI) released by UNDP and the Oxford Poverty and Human Development Initiative (OPHI). The incidence of multidimensional poverty has almost halved between 2005-06 and 2015-16, climbing down to 27.5 percent from 54.7 percent. According to the report, within ten years, the number of multidimensionally poor people in India fell by more than 271 million, from 635 million to 364 million). Despite the massive gains made in reducing multidimensional poverty, 364 million Indians continue to experience acute deprivations in health, nutrition, schooling and sanitation.

The 2018 MPI report finds that multidimensional poverty is particularly acute—and significant—in the four states of Bihar, Jharkhand, Uttar Pradesh and Madhya Pradesh. These accounted for 196 million MPI poor people—more than half of all MPI poor in India. Across nearly every state, poor nutrition is the largest contributor to multidimensional poverty. Not having a household member with at least six years of education is the second largest contributor. Out of the 364 million MPI poor people in India, 156 million (34.6 percent) are children. The good news is that multidimensional poverty among children under 10 has fallen the fastest. In 2005-06 there were 292 million poor

children in India, so the latest figures represent a 47 percent decrease or a 136 million fewer children growing up in multidimensional poverty. When considering the durable and lifetime consequences of childhood deprivation, particularly in nutrition and schooling, this is a tremendously good sign for India’s future.

Important anti-poverty programmes<sup>20</sup> have strengthened social protection systems for women and vulnerable groups and delivered Government benefits directly into the accounts of beneficiaries. The Government has launched initiatives to capitalise on the role of cities to foster inclusive growth and mitigate poverty.<sup>21</sup> Data from the Socio-Economic Caste Census is being used to identify programme beneficiaries based on deprivations suffered by households. However, challenges related to allocations, inadequate data to assess outcomes for hard-to-reach populations, and varying administrative capacities have adversely impacted delivery. Financial resources remain a key challenge for cities and towns, and innovative financial mechanisms, whether through bond markets, or through public-private partnerships are being emphasised. Capacity development on best practices in technology, planning and implementation is another area that will be key to the success of these initiatives.

The Economic Survey 2016-17, highlights that poverty reduction and economic growth have been inhibited by low levels of public spending on the delivery of basic social services. Expenditures on health and education as a proportion of GDP have been stagnant at about 1 to 3 percent for the past decade, with severe repercussions for household spending on basic services and for poverty. There has been an increase in the number of households facing catastrophic expenditures due to health costs (18 percent of all households in 2011-12 as compared to 15 percent in 2004-05).<sup>22</sup> Underinvestment in social sectors is a direct contributor to income poverty. This can be improved significantly through increased government spending in social sectors, particularly spending targeted towards the poor.<sup>23</sup>

19 WHO, (2016). Ambient (outdoor) air pollution database 2016

20 For example: The Mahatma Gandhi National Rural Employment Guarantee Act, The Pradhan Mantri Jan-Dhan Yojana, The National Livelihoods Mission, and The National Social Assistance Programme.

21 Urban development initiatives include: The SMART Cities Mission, Atal Mission for Rejuvenation and Urban Transformation (AMRUT), Housing for All, and RURBAN clusters.

22 Ministry of Health and Family Welfare, GoI, “Situation Analyses: Backdrop to the National Health Policy 2017, accessed on May 10, 2017 at <https://mohfw.gov.in/sites/default/files/71275472221489753307.pdf>

23 The Economic Survey 2016-17 also pointed out that poverty reduction and economic growth were inhibited by *inefficient redistribution*, as under no scheme do the poorest districts receive 40 percent of the total resources – in fact, for the Mid-Day Meal scheme and Swachh Bharat Mission, the share is under 25 percent. One explanation for misallocation is state capacity as resources allocated to districts are often a function of the district’s ability to spend them, with richer districts having better administrative capacities to effectively implement schemes. As stated in the Economic Survey 2016-2017, exclusion errors in targeting of resources to the poor are a natural consequence of such misallocations.





## 1.2 EXPECTED RESULTS

Programme cooperation between the Government and the UN System agencies will support on-going efforts for poverty reduction and sustainable urbanization with the following expected results:

### Towards poverty reduction

- More integrated, people-centred planning and implementation of programmes at state and local levels<sup>24</sup>
- Increased access for vulnerable and marginalised communities to information about legal rights and opportunities
- More integrated social protection system, including for health, to address risks and vulnerabilities across different stages of the life cycle
- Improved access for vulnerable and marginalised communities to quality basic services and infrastructure, including affordable and accessible housing
- Increased access to social and health services including sexual and reproductive health and family planning services, especially for poor and marginalised communities
- Increased provision of innovative, digital service delivery solutions, and on-line services, including single point of access to services<sup>25</sup> and entitlements
- Increased access to and ownership of economic assets such as land and housing for vulnerable and marginalised communities, especially women

### Towards sustainable urbanization

- Strengthened institutional frameworks to ensure sustainable urbanization as well as the delivery of basic social and health services, particularly to the urban poor and slum dwellers
- Increased access to practical, demand-driven, and customised capacity building programs and opportunities for urban legislative and planning bodies, including for resource mobilisation and stronger budgeting and accounting practices
- Upgraded infrastructure in growing urban centres, including: sewerage and solid waste management, adequate water supply, reuse of storm water and treated effluents, and transportation and mobility
- Enhanced use of digital technology for smart city planning for improving the quality of governance and public services
- Increased skilled employment opportunities in the construction and manufacturing sectors, including through public and private investment in infrastructure and housing
- Enhanced participation of women and girls in public and economic life through safer homes, communities, transportation services, and workplaces
- A national strategy and plan of action on adequate housing that includes building or providing low-cost rental housing units, especially for the disadvantaged and low income groups, including those living in slums, in line with target 11.1 of the SDGs and the New Urban Agenda

<sup>24</sup> Strengthening the capacities of local government institutions is an important priority: India's Fourteenth Finance Commission has allocated approximately US\$ 30 billion to the *gram panchayats* as untied funds to be used at discretion to improve service delivery at the local level. A Gram Panchayat is the lowest level of local self-government organisation in India. Budget 2016-2017, Speech of Minister of Finance, 29 February 2016, available at <http://indiabudget.nic.in/ub2016-17/bs/bs.pdf>

<sup>25</sup> Focus will be on Education and Health services including family planning and reproductive health care, financial, housing, sanitation services and judicial services.

### 1.3 STRATEGIES

To achieve the above results, the UNSDF will employ the following strategies:

#### Improve data and evidence:

- *Advocate* and support strengthened data-gathering and reporting in national surveys on urbanization and migration to contribute to evidence-based decision-making
- *Support* the use of population dynamics data for understanding long-term demographic trends and long-term policy-making and programme planning
- *Strengthen* use of technology for real-time monitoring and tracking of coverage to ensure entitlements to various schemes for the poor, vulnerable and marginalised communities
- *Improve* access of poor, vulnerable and marginalised communities to information, knowledge, legal entitlements, and opportunities
- *Generate* evidence to promote better reporting, monitoring and assessment of social welfare policies and schemes from an equity and gender perspective

#### Support innovative solutions:

- *Support* different options to implement new models (lease, rental etc.) for provision of affordable housing to poor households and shelters to homeless women and men in select cities
- *Demonstrate* integrated sectoral development solutions involving and led by poor, vulnerable and marginalised communities
- *Support* integrated, inclusive and accessible area-based development solutions using resilient housing typologies and skills-building approaches

#### Support government efforts to implement and coordinate national, SDG-related programmes:

- *Support* the framing/revision of the policy framework for the housing sector, including the National Urban Housing and Habitat Policy
- *Support* the integration of services, including digital services and solutions to ensure better access for those left behind
- *Support* efforts to make service delivery more targeted, responsive, accountable, transparent and efficient
- *Strengthen* public finance management systems and support improvement in investments in promoting the well-being of children, women, adolescents and other vulnerable communities
- *Support* development of inclusive social policy and social protection programmes and systems, including for health
- *Develop* innovative tools and knowledge products to strengthen local level implementation, including in procurement, delivery, and monitoring

#### Strengthen partnerships:

- *Strengthen* partnerships with the private sector, research organizations, and local and international organizations, to co-create development solutions and ensure that the poor gain better market access and benefit from sustained earnings and enhanced incomes, and to provide innovative, affordable, development solutions
- *Support* the private sector in upholding and implementing the Guiding Principles on Business and Human Rights and adopting the National Voluntary Guidelines on Social, Environmental and Economic Responsibilities of Business
- *Strengthen* partnerships with civil society organisations (CSOs) that work for and with disadvantaged and low-income groups, including homeless persons and those living in slums



# UN Flagship Programme: Affordable, sustainable housing for the poor

The launch of Pradhan Mantri Awas Yojana - Gramin (PMAY-G) offers significant opportunity to improve the coverage and quality of housing for the poor and to introduce cost-effective and environmentally-friendly building technologies and materials. Through subsidies for new construction and renovation, the government aims to build 10 million houses for the poor by 2019 and 20 million more by 2022. In addition to financial resources, beneficiaries and builders alike need access to quality building materials, technical advice, and climate-friendly and disaster-resilient designs. Decentralised production and supply can spur the growth of community-owned enterprises. UN engagement will enable India to showcase innovations in the world's largest housing programme for the poor based on local technologies and building that are climate-friendly and resilient. Particular focus will be on the needs of vulnerable groups including female-headed households and migrants.

## Role of UN System agencies

Under the leadership of the Government, UNDP, UNFPA, UNEP, UN Habitat, UN Women, UNAIDS, WHO and UNIDO will introduce innovations and build capacity at central and local levels to:

- **harness** partnerships with the private sector, technical agencies, and NGOs to implement technical and entrepreneurial skills programmes for the housing sector
- **design and implement** capacity building programmes for masons and engineers (with specific focus on women) engaged in climate friendly, resilient construction
- **identify**, through a participatory mode, innovative solutions for integrated habitat development and build 3,000 demonstration houses with drinking water, sanitation, electricity and clean cooking facilities
- **develop and promote** financing products for poor households, especially women headed households people with disabilities, female sex workers and people living with HIV with the National Bank for Agriculture and Rural Development (NABARD) and the National Housing Bank (NHB)

## Expected Results

**Enabling frameworks for adequate housing and basic services**

**Adoption of appropriate and affordable housing designs by one million additional households**

**Adoption of integrated habitats including drinking water, sanitation and energy, by one million poor households**

**Establishing 20,000 enterprises to provide services and products for housing**





### **Vulnerable and marginalised communities**

In addition to vulnerable and marginalised communities (see Box 1), priority attention will be given to female-headed households and homeless persons.

### **Partners**

Successful implementation of this outcome will require the efforts of multiple partners, including:

- Ministry of Women and Children
- Ministry of Panchayati Raj
- Ministry of Health and Family Welfare
- Ministry of Law and Justice
- Ministry of Housing and Urban Affairs
- Ministry of Rural Development
- Ministry of Agriculture and Farmers Welfare
- Ministry of Social Justice and Empowerment
- Ministry of Labour and Employment
- Ministry of Home Affairs
- Ministry of Statistics and Programme Implementation
- Ministry of Tribal Affairs
- Ministry of Electronics and Information Technology
- Ministry of Finance
- Ministry of Information and Broadcasting
- Ministry of Human Resource Development
- NITI Aayog & State Planning Departments
- State Governments, Urban Local Bodies, and Utilities
- National Commission for Women, National Commission for Protection of Child Rights
- High Courts
- National Legal Services Authority
- Relevant departments at the state level » CSOs in and serving vulnerable groups and communities
- Academia and research centres
- International organisations: including World Bank, Asian Development Bank
- Private sector

### **UN System agencies that will contribute to the outcome are:**

- Convener: UNDP and UN Habitat
- Members: ILO, IOM, UNAIDS, UNEP, UNESCAP, UNFPA, UN-Habitat, UNICEF, UNIDO, UNODC, UNOPS, UNV, UN Women, WHO, UNHCR



## OUTCOME 2

By 2022, there is improved and more equitable access to, and utilization of, quality, affordable health, water, and sanitation services



## PRIORITY II.

# Health, Water and Sanitation

### 2.1 RATIONALE

#### **Despite major health gains, India faces a high burden of both communicable and non-communicable diseases.**

Life expectancy at birth has risen from 63 years in 2000, to 68 years in 2015.<sup>26</sup> By 2016,<sup>27</sup> the infant mortality rate was one-third lower than in 2003, at 34 deaths per 1,000 live-births.<sup>28</sup> From 1990 to 2015, the newborn mortality rate (NMR) dropped by over half to 25 deaths per 1,000 live-births, and the under-five mortality rate (U5MR) fell by 66 percent to 43 deaths per 1,000 live-births. There are substantial gender differences in mortality rates: the U5MR for girls is 12.5 percent higher than for boys. Between 2001 and 2013, the maternal mortality rate (MMR) fell from 301 to 167 deaths per 100,000 live-births. The spread of HIV has been contained. The WHO declared India officially free from polio in 2014 and from maternal and neonatal tetanus in 2015. However, tuberculosis, lower respiratory infections, diarrhoeal diseases, malaria, and typhoid continue to be leading causes of communicable illness.<sup>29</sup> There is a major upsurge in neglected tropical diseases including *dengue* and *chikungunya*, while *kala azar*, *visceral leishmaniasis* and *leprosy* continue to pose major health challenges, particularly in certain geographical areas. Emerging and re-emerging disease such as *H1N1 flu virus*, *SARS*, *Ebola* and *Zika* pose a major health security threat, as do natural and man-made emergencies.

Overall, cardiovascular diseases and diabetes, chronic obstructive pulmonary diseases, mental, disorders, and substance use disorders were among the leading non-communicable diseases (NCD).<sup>30</sup> More than one million deaths every year are attributed to high rates of tobacco smoking and substance abuse, including alcohol and narcotics. There are widespread inequities in health outcomes with large differences in morbidity and mortality across socioeconomic status, caste, class, gender, and geographic location.<sup>31</sup> The Ministry of Health and Family Welfare<sup>32</sup> recognises additional health challenges including: occupational health needs in both the formal and informal sectors, neglect of adolescent health, steady rise in mental illnesses,

increased requirement of geriatric care, declining child sex ratios as well as the need to address the social determinants of health in the context of rapid economic growth and changing life styles.

#### **Low public spending on health has aggravated the challenges in providing universal health coverage.**

Out of pocket expenditure on health care was 64 percent of total expenditure on health in 2013-14.<sup>33</sup> Over 63 million persons are pushed to poverty every year due to health care costs. This is jarring compared with the 90 million people who were lifted out of poverty between 2010 and 2012.<sup>34</sup> The National Health Policy 2017 has proposed an increase in government health expenditure to 2.5 percent of GDP by 2025.

#### **There is limited access to reproductive health services, especially among people living in interior rural areas and among marginalised young people.**

Despite substantial progress, India still accounts for the largest numbers of maternal deaths in the world. While the *Janani Suraksha Yojana* (Safe Motherhood Scheme) has increased the numbers of women having institutional deliveries, the quality of maternal health services is still a challenge. Access to sexual and reproductive health services is particularly limited among adolescents and young people. Unintended pregnancy has severe health and economic consequences for women their families and society at large. With an estimated 2.1 million people living with HIV (PLHIV), India has the third largest HIV epidemic in the world. HIV is concentrated among different communities and spread across states. For example, 55 percent of all adult new HIV infections occur in five of the 15 most affected States: Gujarat, Uttar Pradesh, Bihar, Andhra Pradesh/Telangana and West Bengal.<sup>35</sup> It is vital to ensure people-centred and community-led HIV prevention, detection, and treatment, and ensure social protection and human rights protection for all people living with HIV and key populations.

#### **Diseases from poor water and sanitation are responsible for at least 60 percent of the environmental health burden in India.**

India has made good progress

26 WHO World Health Statistics 2016, available at [http://www.who.int/gho/publications/world\\_health\\_statistics/2016/en/](http://www.who.int/gho/publications/world_health_statistics/2016/en/)

27 Sample Registration System Bulletin, Volume 50 No.2, December 2016 available at [http://www.censusindia.gov.in/vital\\_statistics/SRS\\_Bulletin\\_2015.pdf](http://www.censusindia.gov.in/vital_statistics/SRS_Bulletin_2015.pdf)

28 Ibid.

29 [www.thelancet.com](http://www.thelancet.com), Volume, 386, 12 December 2015

30 WHO, Global Burden of Disease Study, available at [http://www.who.int/healthinfo/global\\_burden\\_disease/estimates/en/index2.html](http://www.who.int/healthinfo/global_burden_disease/estimates/en/index2.html)

31 Presentation by CEO, NITI Aayog made on April 21, 2017

32 Ministry of Health and Family Welfare, GoI, *Situation Analyses: Backdrop to the National Health Policy 2017* accessed on 10 May 2017 at <http://www.mohfw.nic.in/showfile.php?lid=4276>

33 National Health Accounts: Estimates for India 2013-14, Ministry of Health and Family Welfare

34 Vision 2030 for India: A draft for discussion, World Health Organization Country Office for India, 2016

35 These states are home to a majority of key populations that are at risk of HIV, and where the majority of AIDS-related deaths occur.

to provide safe water, especially to scheduled caste and tribal group populations. A critical challenge is to reduce the high microbial contamination of water sources, especially in rural areas. This is exacerbated by the lack of reliable data on water quality. It is estimated that around 37.7 million Indians are affected by water-borne diseases annually. In 2015, an estimated 117,000 under-5 children died of diarrhoea alone, representing 13 percent of all deaths amongst under-5 children, and 22 percent of the global burden. An estimated 73 million working days are lost due to water-borne disease each year, and the economic cost is estimated at US \$600 million a year. Groundwater over-extraction and deteriorating drinking water are compounded by poor agricultural and industrial practices arising from inadequate regulation and lack of routine water quality testing. Excess fluoride in India has also reportedly impacted a large proportion of the population, especially in West Bengal, and is being found in Uttar Pradesh, Bihar, Chhattisgarh, Jharkhand and Assam. Due to the amount of time spent on water collection, many girls are unable to attend school and are at risk of increased violence as they travel in search of water. In addition, they may suffer from malnutrition through diseases from contaminated water. Bottlenecks are: the limited capacity to plan at scale for quality implementation; lack of a systematic approach to create demand for quality water supply; limitations in water safety planning, testing and reporting; and the use of data and information to improve policy and implementation.

**Open defecation, especially in rural India, is a significant source of disease, especially for children.**

These consequences may be worsened by high population density. Historically, open defecation in India has declined by about one percentage point per year. To meet the SDG of eliminating open defecation by 2030, this rate must be more than tripled and sustained over fifteen years. The GoI is investing significant resources under the *Swachh Bharat Mission* (SBM) to accelerate coverage of rural sanitation with the target that India will be Open Defecation Free (ODF) by 2 October 2019.

**Overall, there is a need to improve the health system of the country.** Impediments include limited inputs, including financing and human resources, as well as challenges in the organization of services, which at times exacerbate underlying inequities. Access to medicines remains a challenge within the country, despite India becoming a major exporter of pharmaceutical products. The National Health Pol-

icy is cognizant of these issues and has set targets for systems strengthening, improving coverage and quality of health services, reducing premature and preventable mortality, eliminating disease, as well as addressing the social determinants of health.<sup>36</sup> Major bottlenecks are: (1) the limited availability of skilled human resources in remote rural areas; (2) low coverage in marginalised communities of skilled staff and low quality of training and skills development; (3) inadequate supervision of front-line workers; (4) lack of focus on quality of services; and (5) insufficient awareness, knowledge and information, education, and communication about family health practices.

## 2.2 EXPECTED RESULTS

The UN in India will support the implementation of the National Health Policy and the recently-launched Ayushman Bharat - National Health Protection Scheme, and its priorities for achieving Universal Health Coverage (UHC): (1) strengthening governance for health, (2) increasing investments in public health; (3) improving primary healthcare and integrated service delivery; (4) improving quality of care; (5) prioritizing work at the state / district level to address health in-equities (6) aligning provision of care to emerging epidemiological reality; (7) foster accountability and community participation. There is also the need to address the variable quality of care currently provided by the private medical sector and realise the potential of AYUSH services. Programme cooperation between the Government and UN System agencies will support on-going efforts to promote universal access to health, water and sanitation with the following expected results:

### Health

- Accelerate UHC and strengthen the health system's capacity to provide quality health services for all, with a focus on reducing the financial burden on poor and marginalised groups
- Complete the unfinished MDG Health agenda, including universal access to voluntary and rights-based HIV care and treatment, sexual and reproductive health-care and family planning services, especially for adolescents and young people
- End epidemics of key communicable diseases, including HIV, TB and hepatitis, and reduce maternal and newborn deaths
- Respond to the emerging challenges of non-com-

<sup>36</sup> Situation Analyses: Backdrop to the National Health Policy 2017, Ministry of Health and Family Welfare, Government of India, New Delhi accessed on May 10, 2017 at <http://www.mohfw.nic.in/showfile.php?lid=4276>





municable disease and environmental hazards

- Strengthen capacity to implement International Health Regulations to tackle health security threats from emerging and re-emerging diseases as well as disasters
- Step-up the response to the threat of antimicrobial resistance
- Eliminate neglected tropical diseases such as kala-azar leprosy and lymphatic filariasis
- Enhance national and state capacities to respond to drug abuse by strengthening prevention, treatment and care service.

### Water and sanitation

- Accelerate sanitation coverage leading to ODF communities
- Develop the capacity of stakeholders and communities, especially women, to undertake safety planning to mitigate the issue of water contamination
- Develop national capacity for integrated water resources management (IWRM) including surface water and groundwater resources.

## 2.3 STRATEGIES

### Improve data and evidence:

- *Improve* the preparedness of surveillance and response systems for emerging diseases and emergencies
- *Contribute* to a strong evidence base and develop systems for the dissemination and uptake of new knowledge, in partnership with leading institutions
- *Support* the exchange of global health innovations, including research and development, the manufacturing of affordable and quality vaccines, pharmaceuticals, and medical devices, and research into epidemics

### Support innovative solutions:

- *Co-create* interventions with the private sector for improving the access to, and delivery of, services for reaching poor, vulnerable and marginalised communities
- *Support* innovative policies and strategies that strengthen community capacities to plan, implement and monitor health sanitation and water safety interventions

- Leverage the countrywide polio infrastructure for wider public health goals.

### Support government's efforts for stronger implementation and coordination:

- *Accelerate* achievement of Universal Health Coverage through support for both components of the Ayushman Bharat programme – AB-National Health Protection Mission and Health and Wellness Centres
- *Support* the national and state governments in scaling up models for person-centred and integrated health care services with a focus on primary healthcare
- *Establish* a 'near real-time' Integrated Health Information Platform (IHIP)
- *Strengthen* India's health workforce, by building capacities for planning and enhancing skills for optimal delivery of public health services
- *Support* transition of the National Polio Surveillance project into a broader public health surveillance project
- *Support* the India National Strategic Plan (NSP) for Tuberculosis Elimination 2017-2025 to accelerate elimination of TB in India
- *Strengthen* institutional mechanism to improve solid and liquid waste management
- *Accelerate* achievement of flagship national initiatives including POSHAN Abhiyan, Swachh Bharat Abhiyan, and air pollution
- *Improve* health systems and capacity to deliver and expand the quality of maternal and child health, and sexual and reproductive health care services, including family planning
- *Enhance* national systems to reduce communicable diseases including HIV & AIDS, TB, Malaria, and Neglected Tropical Diseases
- *Strengthen* multi sectoral action planning and budgeting to address NCDs at the state level, in particular to reduce premature death from NCDs, road traffic accidents and injuries, and, to promote mental health
- *Strengthen* provision of essential drugs, contraceptives and reproductive health commodities, quality of assistive technology, and vaccines and human resources for health



- *Strengthen* further the regulatory system for drugs and vaccine, to support India in maintaining its status as the ‘Pharmacy of the World’, also in line with the GoI ‘Make in India’ programme
- *Provide* technical advice to shape states’ institutional structures and support interventions to strengthen the planning and implementation systems,
- *Support* implementation of policy strategies listed in National Health Policy 2017

**Strengthen partnerships:**

- *Build partnerships* in health and sanitation with a range of stakeholders, including the private sector and CSOs to advocate for reforms, as well as to support programme implementation
- *Engage* with the private sector in meaningful dialogue to enhance awareness of issues and engage them as a stakeholder in the response
- *Support* national and state governments and partners including the private sector to:
  - operate and maintain Water, Sanitation, and Hygiene (WASH) facilities in institutions, schools and hospitals
  - increase coverage of sanitation and reduce open defecation
  - track financing of WASH and indoor air pollution.

**Vulnerable and marginalised communities**

Attention will be given to vulnerable and marginalised groups as listed in Box 1.

**Partners**

Successful implementation of this outcome will require the efforts of multiple partners, including:

- Ministry of Health
- Ministry of Women and Child Development
- Ministry of Drinking Water and Sanitation
- Ministry of Housing and Urban Affairs
- Ministry of Road Transport and Highways
- Ministry of Rural Development
- Ministry of Social Justice & Empowerment
- Ministry of Finance
- Ministry of Statistics and Programme Implementation
- State Departments of Health, Drinking Water and Sanitation
- Local Self Governments (LSG)
- Professional associations
- NGOs and religious leaders
- Village health committees
- Private sector focusing on health, nutrition and sanitation through corporate social responsibility (CSR) and sustainability agendas.

**UN System agencies that will contribute to the outcome are:**

- Convener: WHO
- Members: FAO, IOM, UNAIDS, UNICEF, UNDP, UNEP, UNFPA, UN HABITAT, UNICEF, UNODC, UNOPS, UN Women, WFP and UNHCR



# UN Flagship Programme: Protect all children from vaccine-preventable diseases

## Background & rationale

Immunization is one of the most successful public health interventions to bring about significant reductions in vaccine preventable diseases. India's Universal Immunization Programme (UIP) was launched in 1978. It provides free vaccines to all eligible children including those living in under-served areas. The UIP has achieved major immunization milestones such as small pox eradication in the 1970s, polio-free certification in 2014, and the elimination of maternal and neonatal tetanus in 2015.

India is committed to achieving universal health coverage and providing access to safe and effective medicines and vaccines for all. India still has one third of the world's under-immunised children with an estimated 500,000 vaccine- preventable child deaths annually. The Government launched 'Mission Indradhanush' in 2015 to rapidly increase immunization coverage and address inequities. The UN will support innovations that will help to increase immunization coverage and address equity deficits to ensure that no child in India dies of a vaccine-preventable disease.

## Role of UN System agencies

Under the leadership of the Government, WHO, UNICEF, and UNDP will focus on introducing innovations and building capacity at central and local levels for:

- **improved surveillance** for vaccine preventable diseases
- **effective targeting and quality service delivery** to address coverage and equity concerns
- **enhanced communication**
- **improved immunization** coverage by leveraging the polio infrastructure and tools
- **stronger supply chain and data management**

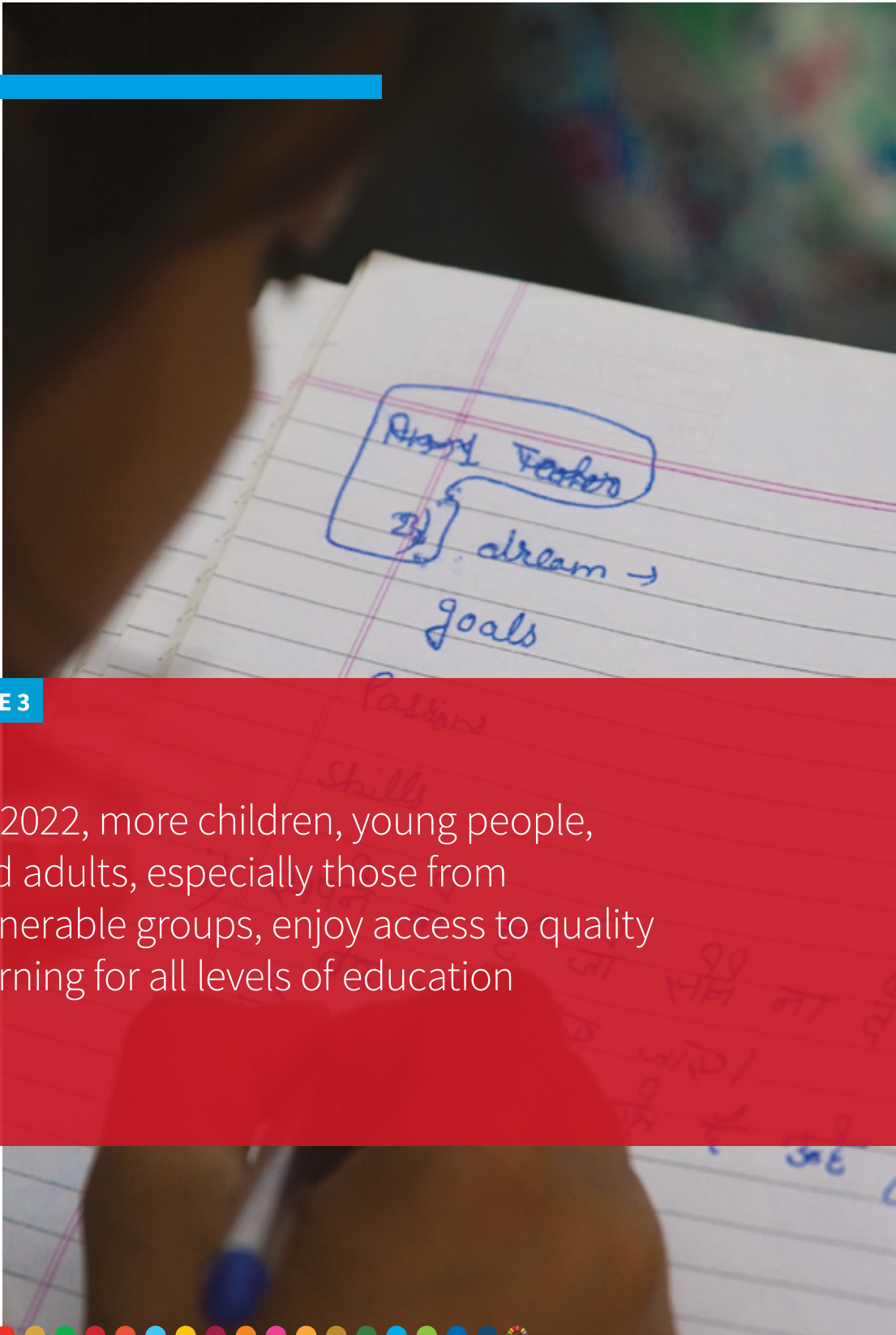
## Expected Results

**Meet vaccination coverage targets:  
90 percent national and 80 percent  
in every district with all vaccines**

**Introduce new vaccines, including rotavirus vaccine, pneumococcal conjugate vaccines (PCV) , measles rubella vaccine and human papilloma virus vaccine (HPV)**

**Achieve regional measles elimination and rubella/congenital rubella syndrome control**

**Reduce U5MR to 23 by 2025 per the National Health Policy, 2017**



**OUTCOME 3**

By 2022, more children, young people, and adults, especially those from vulnerable groups, enjoy access to quality learning for all levels of education



## PRIORITY III.

# Education and Employability

### 3.1 RATIONALE

**India has made considerable gains to promote literacy and education and expand the network of educational institutions.** The adult literacy rate increased from 61 percent in 2001 to 71 percent in 2014.<sup>37</sup> In 2011, rates were 60 percent for Scheduled Castes and 52 percent for Scheduled Tribes. In 2015, the Gross Enrollment Ratio (GER) in the primary level stood at 99 percent (98 percent for boys and 100 percent for girls) and in Upper Primary level 93 percent (89 percent for boys and 97 percent for girls) and the annual dropout rate at primary level was around 21 percent with a slight advantage for girls. The Gender Parity Index has begun to favour girls at all levels of school education, except for Scheduled Caste students in higher education and Scheduled Tribe students at all levels of education.<sup>38</sup> India has established a large network of educational institutions. In 2016-17, close to 190 million children were enrolled in 1,467,680 elementary schools (Grades I-VIII) where they were being taught by 8.3 million teachers. In Grades I-XII, close to 251 million children were studying in 1.53 million schools that had 8.9 million teachers. In addition, there were 903 universities, 39,050 colleges, and 10,011 stand-alone institutions.<sup>39</sup>

**Early Childhood Care and Education (ECCE):** An estimated 20 million children aged three to five do not participate in pre-primary education, while another 52 million that participate in the Anganwadi Centres (AWCs) are not benefitting from quality preschool.<sup>40</sup> A child's learning, especially in the early years of primary education, depends on how well they start and how developmentally ready they are for school. There are long-term consequences, particularly for the most marginalised and disadvantaged children, when they enter school without a pre-primary education and early stimulation in the home.

**Despite Government emphasis on access, quality, and equity in education, challenges persist for children belonging to marginalised and disadvantaged groups.** The levels of children in class V who can read

class II text declined from 2014 to 2016. In addition to quality, there is a need to ensure universal schooling. A study<sup>41</sup> revealed that of the six million out-of-school children, 44 percent have never been to school, 49 percent are Scheduled Caste and Scheduled Tribe children and 25 percent are Muslim. Of the 2.1 million identified disabled children, 600,000 are out of school. The 2011 Census highlighted that more than four in five females aged 5-19 years who are not attending an educational institution stay at home.

**Learning outcomes:** According to the Annual Status of Education Report (ASER) 2016, for the first time in 10 years, reading and arithmetic scores have improved in public funded schools at early grades. In seven states,<sup>42</sup> reading levels increased by 7 percent amongst Grade 3 children since 2010. Despite this progress, learning outcomes at Grades 5 and 8 remain low. The quality of education is a concern with both private and government schools. In government schools in rural areas, the proportion of children in standard V who can read a textbook of Standard II declined sharply from 54 percent in 2010 to 48 percent in 2016, and the percentage of children who can do division in standard V has declined from 36 percent in 2010 to 26 percent in 2016. The decline was noticed in private schools as well.<sup>43</sup> The quality of teaching and learning is affected by teacher shortages, poor teacher preparation, weak teacher management and supervision and instructional support, poor working conditions, and low motivation.

**Technical and Vocational Education and Training (TVET):** In the TVET sector, there is a severe quality gap and a lack of teachers, particularly those trained in inclusive education. Only 1.3 percent of teachers have received any kind of training on inclusive education. By 2017, the gap in the TVET workforce (both teachers and administrators) will be 211,000 and it is projected to rise to 320,000 by 2022.<sup>44</sup> Beyond TVET, young people need life-skills, including positive attitudes and decision-making capacities to respond effectively to real-life challenges at home, at work and in society.

37 National Sample Survey's 71st round.

38 National University of Education Planning and Administration (NUEPA), 'Flash Statistics, Elementary Education in India 2015-16' accessed on 16 May, 2017 at [http://udise.in/Downloads/Publications/Documents/Flash\\_Statistics-2015-16\\_\(Elementary\).pdf](http://udise.in/Downloads/Publications/Documents/Flash_Statistics-2015-16_(Elementary).pdf)

39 MHRD All India Survey on Higher Education, 2017-18

40 Rapid Survey on Children (RSOC 2014)

41 UNICEF and UIS study in 2014

42 Chhattisgarh, Gujarat, Maharashtra, Punjab, Haryana, Telangana and Uttarakhand

43 In private schools, the proportion of Standard V children who could read a Standard II textbook declined from 69 percent in 2007 to 62.5 percent in 2014. The percentage of children who could do division in Standard V declined from 49.4 percent in 2007 to 39.3 percent in 2014.

44 8th All India Education Survey Report.

### 3.2 EXPECTED RESULTS

The outcome will support the Government to achieve the national priority to provide a quality education for all children aged six to 14 years. Programme cooperation with UN System agencies will focus on:

- reaching vulnerable and deprived children, especially out-of-school children and those in those under-served areas
- adapting international best practices for non-conventional learning and education
- supporting care providers and advocates at the community level to demand inclusive, quality education.

Government programmes will be strengthened to expand early childhood care and education, improve teaching and learning practices, including life skills education, expand TVET, align formal and non-formal education with employer and market demands, and strengthen sector monitoring and targeting for effective public education spending.

### 3.3 STRATEGIES

#### Support innovative solutions:

- *Promote* flexible learning for vulnerable groups who have been denied access to schooling and learning
- *Ensure* increased access to quality TVET and life-skills opportunities for children, young and adult women and men in under-served areas
- *Promote* a higher education qualification framework that incorporates international experiences and standards

#### Support government efforts for stronger implementation and coordination:

- *Strengthen* education planning, monitoring and reporting through the use of reliable data on globally accepted indicators
- *Enhance* the capacity of national and state governments to deliver quality early childhood care. This includes: early identification and intervention for children with disabilities, gender sensitive education, and age-appropriate pre-primary and school readiness programmes
- *Promote* and institutionalise adolescent education programmes in all school systems

- *Support* policies and programmes that increase awareness among poor, vulnerable and marginalised communities about their legal rights, including access to free legal aid.

#### Vulnerable and marginalised communities

In addition to vulnerable and marginalised groups (see Box 1), priority attention will be given to the unemployed and to persons not in education or training.

#### Partners

Successful implementation of this outcome will require the efforts of multiple partners, including:

- Ministry of Human Resource Development (MHRD), Department of School Education & Literacy
- Ministry of Skill Development and Entrepreneurship
- Ministry of Women and Child Development,
- Ministry of Social Justice and Empowerment
- Ministry of Tribal Affairs
- Ministry of Finance
- Department of Justice
- National, state, and district legal service authorities
- Ministry of Statistics and Programme Implementation
- National Literacy Mission Authority
- State Departments for HRD/ Education
- Local self-governments (LSG)
- Professional Associations:
- NGOs
- Religious leaders

#### UN Agencies that will contribute to Outcome 3 are:

- Convener: UNICEF
- Members: ILO, IOM, UNAIDS, UNESCAP, UNESCO, UNFPA, UNV, UNHCR, and UN Women



# UN Flagship Programme: All children in school and learning

## Background & rationale

The Right of Children to Free and Compulsory Education Act came into effect on 1 April, 2010. It is complemented by the *Rashtriya Madhyamik Shiksha Abhiyan* programme to increase enrolments and reduce drop-outs at primary levels, the *Rashtriya Madhyamik Shiksha Abhiyan* programme to universalise access to quality secondary education, and the National Early Childhood Care and Education (ECCE) Policy for inclusive, quality learning for young children. Despite remarkable progress, the promise of quality education for all children, especially vulnerable and marginalised children, is yet to be realised due to the following challenges:

- Out-of-school Children: An estimated six million children are still out of school, most from vulnerable groups.
- Drop-out children: Despite near universal enrolment at the primary level, over 1 in 3 children drop out before Class 8, with higher rates for children from Schedule Castes and Tribes.
- Access to quality Early Childhood Care and Education: 20 million young children (3-6 yrs) are not attending any pre-school.
- Low-learning levels: Only 59 percent of children in Class 3 could read a grade-appropriate passage and 57 percent could answer questions related to division.
- Teacher availability and lack of training: 15 percent of the teachers do not have any professional training, one in five teachers are absent on any working day, and around 17 percent teacher posts are vacant at the elementary level.

## Role of UN System agencies

Under the leadership of the Government, UNICEF, UNESCO, UNDP, UNFPA, UN Habitat, UN Women, and WHO will introduce innovations and build capacity at central and local levels to:

- **establish a robust learning assessment system** with feedback for curriculum development and teacher development
- **promote a culture of using data** for evidence-based education planning, implementation, and monitoring focused on equity and learning outcomes, especially for children from vulnerable groups
- **forge partnerships with civil society organizations and NGO partners** to develop innovative models to reach out of school children
- **leverage social protection schemes** to ensure the education of children from poor, vulnerable and marginalised communities
- **promote and institutionalise adolescent education and life skills education programmes** for girls and boys to promote healthy attitudes and decision-making skills for life in modern India

## Expected Results

**Reduce dropout rates and out-of-school rates for children, especially females ages 6-10 and 11-18.**

**Improve learning levels of all children with relevant life skills that prepare them for social change.**



**OUTCOME 4**

By 2022, all children enjoy essential nutrition services and rural smallholders and other vulnerable groups have improved livelihoods and greater access to a nutritionally adequate food basket





## PRIORITY IV.

# Nutrition and food security

### 4.1 RATIONALE

**India has done well to expand food production and build up adequate safety stocks of food grains.** For over 70 percent of rural Indian households, agriculture, including livestock, still remains the principal source of livelihood. With a five-fold increase in food grain production from 50 million tonnes in 1950-51 to about 250 million tonnes in 2014-15,<sup>45</sup> India has become a net food exporter. But with increased non-agricultural growth, the share of agriculture in total GDP is projected to decline from 18 percent in 2013-14 to 7 to 8 percent by 2019-20.<sup>46</sup>

**The GoI has large food security and anti-poverty programmes in place.** The National Food Security Act 2013 aims to provide for food and nutritional security by ensuring access to adequate quantities of quality food at affordable prices.<sup>47</sup> Through 535,000 fair price shops, priority households are entitled to receive 5 kg of food grains per person per month at the issue prices of Rs. 3, Rs. 2 and Rs. 1 per kilogram of rice, wheat and coarse grains respectively. The poorest of the poor households under the Antyodaya Anna Yojana (AAY) receive 35 kg of food grains per household per month at the same subsidised price.

**Levels of under-nutrition among children have come down over the past decade.** From 2005 to 2015, stunting among under-5 children declined from 48 to 38 percent and the proportion of underweight children dropped from 43 to 36 percent. Over the same period, the proportion of children aged 6-59 months who were anaemic fell from 69 percent to 58 percent. However, there are marked income and social group disparities,<sup>48</sup> and these aggregate declines are not fast enough to meet global targets.<sup>49</sup> There are three major drivers for childhood stunting: (a) poor quality diet of children in the first two years of life, (b) poor nutrition of women before and during pregnancy and (c) poor prevailing hygiene and sanitation conditions. India is increasingly

confronted with the double burden of malnutrition: Less than 10 percent of children aged 6-23 months received an adequate diet in 2015-16.<sup>50</sup> This is paired with an increased prevalence of overweight children and obesity in children and adolescents, which can lead to non-communicable diseases (NCD) in adulthood.

**Women and girls are particularly disadvantaged due to their unequal nutritional and health status.** This vulnerability is worsened by the growing feminization of poverty and agriculture, with 79 percent of rural women workers in farming and agriculture, who have limited voice, choice, and security, and only 13 percent have landholdings in their name.<sup>51</sup> Ensuring that women farmers have equal rights to land and other forms of property and equal access to rural extension and financial services will increase agricultural productivity and ensure food security for their families and communities.

**In recent years there have been major shifts in agricultural policy and institutional context.** These recognise that 80 percent of the poor live in rural areas, and many are smallholder farmers. In 2015, the Central Government renamed the Ministry of Agriculture as the Ministry of Agriculture and Farmers' Welfare (MAFW), and more recently it announced its strategy for doubling farmers' incomes in real terms, by 2022. This is to be achieved by making progress in: (a) increasing productivity of crops; (b) increasing production of livestock; (c) improving efficiency of input use; (d) increasing crop intensity; (e) diversification towards high value crops; (f) improving price realization; and (g) shifting cultivators to non-farm jobs. Public expenditure on agriculture comes from the state governments, the central MAFW, and a large number of centrally-sponsored 'development schemes.'<sup>52</sup> The share of rural, agriculture and allied sector in total expenditures is 8.72 percent.<sup>53</sup>

45 Agricultural Statistics at a Glance 2016, available at <http://eands.dacnet.nic.in/PDF/Glance-2016.pdf>. Cereal production went up from 199 million tonnes in 2001-02 to 245 million tonnes in 2013-14. The average yield of paddy has improved from 20.8 quintals per hectare in 2001-02 to 24.2 quintals per hectare in 2013-14, and that of wheat from 27.6 quintals per hectare to 31.5 quintals per hectare over the same period.

46 <http://www.mospi.gov.in/statistical-year-book-india/2016/177>.

47 The Act provides for coverage of up to 75 percent of the rural population and up to 50 percent of the urban population.

48 For example: More than half of the children among the poorest quintile are stunted. Similarly, more than two out of five children from Scheduled Tribe families are stunted. National Family Health Survey-4 (2015-2016)

49 40 percent decline in the number of children who are stunted by 2025. Also, national averages hide the state-wise variation, levels of childhood stunting range from 48.3 percent in Bihar to 19.7 percent in Kerala. National Family Health Survey-4 (2015-2016)

50 National Family Health Survey-4 (2015-2016)

51 NSSO 2009-10 and 2011-12

52 They include: the National Food Security Mission, Rashtriya Krishi Vikas Yojana (RKVY), the Integrated Schemes on Oilseeds, Pulses, Palm Oil and Maize (ISOPOM), the Crop Insurance scheme, the E-Marketing scheme as well as a massive irrigation and soil and water harvesting programme to increase the country's gross irrigated area from 90 million hectares to 103 million hectares by 2017.

53 Union Budget, 2017-2018



**Productivity in agriculture is central to food security, but new challenges are emerging:** While the Government has identified pathways to improve agricultural productivity,<sup>54</sup> it is not clear that these will provide sufficient benefits for the marginal and small farmers working on rain-fed plots who dominate Indian agriculture. For this group, there are new challenges: Firstly, growth rates in agriculture have been fluctuating as farming becomes more vulnerable to climate change. Secondly, land degradation constitutes a major threat to India's food and environmental security and so does rapidly shrinking biodiversity. Large tracts of farmlands in India have become barren due to imbalanced fertiliser use and excessive use of a single fertiliser, urea.<sup>55</sup> Third, about 30 per cent of the 5,723 administrative blocks in the country report that groundwater is at unsustainable levels. The gradual decline in size of farm holdings and productivity has forced many farmers to look for other livelihood opportunities. The current share of agriculture in farmers' income is about 60 percent. Compounding these challenges, are food safety concerns, particularly for the urban poor and migrants. Food contamination with infectious viruses and bacteria comes from untreated water, pest infections, poor environmental sanitation, poor hygiene, and poor waste management. About half of the cases of child malnutrition are associated with unsafe water, inadequate sanitation or insufficient hygiene. Improved nutritional status depends upon the avoidance of food-borne infections.

#### 4.2 EXPECTED RESULTS AND STRATEGIES

Programme cooperation with UN System agencies will contribute towards:

- *Scaling-up of nutrition systems and services* and improved young child feeding and caring practices in the home
- *Greater efficiency and effectiveness* of the safety nets under the National Food Security Act (NFSA, with a focus on social protection for vulnerable groups
- *Increased farm incomes and diversified food baskets* for small and marginal farming households,

- *Improved household access to food* through enhanced livelihoods and purchasing power
- *Strengthened agriculture and livelihood dimensions of anti-poverty programmes*, particularly the Mahatma Gandhi National Rural Employment Guarantee Act (MGNREGA) and National Rural Livelihoods Mission (NRLM)
- *Strengthened market linkages* for farm producer
- *Increased food safety*, reducing the risks of food-borne infections related to malnutrition and improving nutrition security

#### 4.3 STRATEGIES

To achieve the above results, the UNSDF will employ the following strategies:

##### Nutritional security

###### Improve data and evidence:

- *Increase effectiveness* of monitoring, evaluation and knowledge management systems, for informing policy, programme, advocacy, vulnerability analysis and research for nutrition and food security.

###### Support innovative solutions:

- *Define and deploy* centralised models for the scaling-up of food basket diversification,
- *Strengthen* national systems, such as the Public Distribution System (PDS), Mid-day Meal Scheme (MDM), Integrated Child Development Services (ICDS), maternity benefits, etc. for more efficient and effective delivery of nutritional food basket at household level, including through diversification, fortification, direct benefit transfers, use of technology and improved targeting

###### Support the Government's efforts at implementation and coordination:

- *Strengthen* capacity of national and state governments and partners to scale up nutrition services and improve outcomes for children and women
- *Strengthen* legal and policy frameworks and main-

54 Economic Survey 2015-16 accessed on 10 May, 2017 at <http://indiabudget.nic.in/es2015-16/echapvol2-05.pdf>. This includes: expansion in the share of irrigated areas, investments to improve pricing and efficiency of water use, mechanization to lower costs and reduce wastage, including post-harvest losses, seed development for improved varieties to increase yields. Suggested reforms include: Market-driven pricing of fertilisers and improved usage, a shift to direct benefit transfer of fertiliser and other agricultural subsidies, and development of real time information system to back an improved timely agricultural advisory service.

55 FAO Country Programme Document 2016-2017



stream nutrition in major rural, urban, social, and agricultural programmes of the Government

- *Advocate* for adequate budget commitments for maternal and child nutrition
- *Support* greater transparency and public accountability down to the village level for nutrition expenditure and outcomes
- *Improve* age-appropriate complementary feeding practices for the estimated 50 percent of children ages 6-8 months that do not receive complementary foods, and improve household dietary diversity
- *Enhance* institutional coordination to pull together the key sectors involved in multi-sectoral nutrition interventions with a priority focus on the most disadvantaged children and women

#### **Strengthen partnerships:**

- *Work with community serving organisations and local self-governance institutions* to improve knowledge and increase demand for essential nutrition services and care to prevent under nutrition and over nutrition (children under age 5, adolescents, people living with HIV and AIDS)
- *Identify private sector entities* with a focus on nutrition and food security and leverage support for GoI and UN strategies and interventions

#### **Food security**

##### **Support innovative solutions:**

- *Engage* technology businesses to co-create technology-based solutions
- *Scale up* good manufacturing practices in food value chains to improve hygiene and foods safety
- *Increase* the efficiency of selected value chains in target States through use of new technology for procurement, storage (including cold storage), processing, transportation, targeting, distribution, and demand generation

##### **Support the Government's efforts at implementation and coordination:**

- *Support* national policy and programme implementation to increase the cultivation of legume and other minor crops
- *Support* increased agricultural productivity through crop intensification, and the diversification of high-value commodities
- *Support* the promotion of irrigation, improved quality seeds, and use of better technologies
- *Develop* the capacities of communities and community serving organisations in targeted r-urban areas through: farm field schools, panchayat planning and monitoring of agricultural and rural development initiatives
- *Advocate* for and support implementation of legislation to ensure women's rights to land and resources

##### **Strengthen partnerships:**

- *Identify* private sector entities with a focus on agriculture, map their interventions against those in the UNSDF, and engage them in efforts to improve household food security through behaviour change communication and access to choices in the market
- *Work with private sector* to strengthen logistics, supply chain and delivery of government food-based safety nets



### Vulnerable and marginalised communities

In addition to vulnerable and marginalised groups (see Box 1), priority attention will be given to small land holders in low-income states, the unemployed and persons not in education or training.

### Partners

Successful implementation of this outcome will require the efforts of multiple partners, including:

- Ministry of Consumer Affairs, Food and Public Distribution
- Ministry of Women and Child Development (MoWCD)
- Ministry of Human Resource Development
- Ministry of Skill Development and Entrepreneurship (MoSDE)
- Ministry of Agriculture and Farmers Welfare (MoAFW)
- Ministry of Rural Development (MoRD)
- Ministry of Tribal Affairs
- Ministry of Drinking Water and Sanitation
- Ministry of Finance (MoF)
- Ministry of Industry and Commerce (MoIC)
- State Nutrition Missions
- Professional bodies (IAP and FOGSI)
- Development partners<sup>56</sup>
- State Departments of Agriculture and Rural Development
- Ministry of Health and Family welfare
- Local self-governments (LSG)
- Farmers' organizations such as the Self-Employed Women Association
- Private sector companies in the food and agriculture and IT sectors
- NGOs, for example: PRADHAN, Hand in Hand, CCD, and CMF International, Digital Greens Trust.
- Citizen's Alliance Against Malnutrition, Coalition for Food and Nutrition Security in India,
- Networks (Poshtik – Food Fortification Network)

### UN Agencies that will contribute to Outcome 4 are:

- Convenor: UNICEF
- Members: FAO, IFAD, ILO, IOM, UNDP, UNESCO, UNICEF, UN Women, WHO, WFP, UNIDO.

<sup>56</sup> Including: Bill & Melinda Gates Foundation, TATA Trust, Children's Investment Fund Foundation (CIFF), World Bank, Department of International Development (DFID), United States Agency for International Development (USAID), Global Alliance for Improved Nutrition (GAIN), Nutrition International, Clinton Health Access Initiative



# UN Flagship Programme: Improved nutrition to fuel India's human capital development

## Background & rationale

Nearly 47 million or four out of 10 children in India are not meeting their full human potential because of chronic undernutrition or stunting. This is thought to be responsible for nearly half of all child deaths globally. Stunting causes an under-developed brain, with irreversible consequences such as diminished learning capacity, poor school performance, reduced earnings, and increased risks of chronic diseases. The impacts are multi-generational as malnourished girls and women often give birth to low birth-weight infants.

Recognition of nutrition as a development priority in SDG 2 calls for enhanced investments in nutrition and household food security. India has unprecedented opportunities to accelerate progress: a new National Nutrition Strategy, leadership by the Ministry of Health, increased focus on children under three years of age, emphasis on districts with the poorest social indicators, and State Nutrition Missions to coordinate cross-sectoral initiatives.

## Expected Results

**Support India's efforts to reduce stunting by 40 percent by 2025 with the scaling-up of a proven package of essential nutrition interventions targeted during the first 'golden' 1,000 days of life**

## Role of UN System agencies

The programme will build on existing platforms and mechanisms to scale-up and deliver essential nutrition interventions. These have been shown to produce economic returns on investment of up to \$16 per dollar invested. Under the leadership of the government, UNICEF, WFP, IFAD, and FAO will introduce innovations and build capacity at central and local levels to:

- **use the successful country-wide anaemia control programme** to deliver enhanced nutrition services for adolescent girls ages 15-19
- **strengthen age-appropriate complementary feeding practices** for the estimated 50% of children ages 6-8 months that do not receive complementary foods, and improve household dietary diversity,
- **increase access to safe sanitation and hygiene practices** for the over 50% of households in India that do not have access to improved sanitation
- **scale-up food fortification programmes** for micronutrients
- **promote nutrition education**
- **promote nutrition sensitive agriculture**
- **help policy-makers identify who is at risk of food insecurity and malnutrition**, and strengthen the targeting of food and nutrition security policy and programmes



**OUTCOME 5**

By 2022, environmental and natural resource management (NRM) is strengthened and communities have increased access to clean energy and are more resilient to climate change and disaster risks



## PRIORITY V.

# Climate Change, Clean Energy and Disaster Resilience

### 5.1 RATIONALE

**For India has set ambitious targets in its Nationally Determined Contribution (NDC) in the renewable energy sector, mainly from solar and wind energy.**

The targets are 60 GW of wind power as well as 100 GW of solar power installed capacity by 2022. The NDC is comprehensive- it covers adaptation, mitigation, finance, technology, and capacity building with the goal to reduce overall emission intensity and improve energy efficiency, while protecting the vulnerable sectors and segments of the economy and society. The NDC embodies the principles of climate justice, equity, common but differentiated responsibilities (CBDR), historical responsibilities and enhanced adaptation.

**India has also established the ISA, an alliance of 121 solar-resource-rich countries.** It aims to undertake common, innovative efforts to reduce the cost of finance and technology for competitive solar generation and energy storage with technologies suited to countries' individual needs.

**Environmental degradation, climate change and disasters, and ineffective waste and chemical management have different and disproportionate impacts on the lives of women and children.** Climate change is likely to increase migration and displacement and negatively affect livelihoods.<sup>57</sup> Deteriorating air quality in major Indian cities and its impacts on human health demand urgent actions, including a long term integrated strategy for clean air, involving government, regulatory bodies, CSOs, citizens and the private sector. National policy-making has not adequately addressed gender inequalities in environmental management and disaster risk management and recovery actions. These increase the vulnerability of women and girls and hinder their access to information and resources that can help to reduce risks. The potential role of women, girls and boys is undermined despite the fact that they are key actors in the food and resource management system. They

can be powerful leaders and agents of change in the transition to climate resilient agricultural production, ecosystem management and risk-aware community development.

**India also has one of the biggest populations in the world living on degraded land.** The share of rural residents who inhabit degraded land stood at 21 per cent (176 million) of the total rural population. According to the UN Convention to Combat Desertification (UNCCD) the annual cost of land degradation in India is estimated at USD 16 billion affecting a wide range of socio-economic and ecological indicators including food production, hunger, poverty, carbon sequestration, and water availability. As a party to the UNCCD, India has recently committed to Land Degradation Neutrality (LDN) target by 2030. Integrated action on land degradation will bring about multiple co-benefits.

**India was among the five countries most frequently hit by natural disasters between 2002 and 2013.** Consequently, India accounted for the highest number of internally displaced persons due to disasters, with an estimate of about 3.7 million displaced people in 2015. Successful implementation of community-based initiatives over the last decade resulted in improved capacity of the Government and communities.<sup>58</sup> However, widespread losses from disasters appear to be increasing mainly because of greater exposure of assets to disasters. This calls for specific interventions at all levels to enhance resilience of the communities and institutions, and to promote risk informed development.

<sup>57</sup> Through rapid (e.g. tropical cyclones, storms, floods), medium-term (e.g., drought, wildfires), and slow onset phenomena (e.g., desertification, sea-level rise)

<sup>58</sup> For example, during Cyclone Phailin, Odisha in 2013 human casualties were minimised compared to 1999 Super Cyclone that claimed 10,000 lives - a testimony to how sustained investments in disaster preparedness and improvement in early warning systems can save precious lives.

## 5.2 EXPECTED RESULTS

Programme cooperation will contribute to the following results:

### Energy

- *Increased access* to affordable and reliable energy to all with targeted interventions in at least 35 percent of 18,000 un-electrified villages
- *Enhanced energy efficiency* in select energy intensive sectors in order to reduce greenhouse gas emissions and contribute to NDC targets
- *Innovative partnerships and financial models* that contribute to achieving at least 10 percent of 100 GW national targets for solar energy generation by 2022
- *Increased use of renewable energy*, including through solar and wind power and new technology

### Environment and Resilience

- *Meeting national commitments* under the United Nations Framework Convention on Climate Change (UNFCCC) and National Action Plan on Climate Change (NAPCC)
- *Increased institutional and community resilience* by integrating climate change adaptation and mitigation measures and disaster risk reduction into national policies, strategies, planning and programmes
- *Meeting the Aichi and National Biodiversity Targets* by ensuring conservation, restoration, and sustainable use of terrestrial and coastal ecosystems and their services by 2020
- *Improved capacity* in the management of natural and cultural heritage
- *Implementation of national hydrochlorofluorocarbon (HCFC) phase out management plan*
- *Strengthened national approaches for chemical and waste management*
- *Improved air quality* in major cities

## 5.3 STRATEGIES

### Improve data and evidence:

- *Increase the awareness* of Government and other stakeholders at central and state levels about climate and disaster and poor air quality related risks

### Support innovative solutions:

- *Support innovative and integrated solutions* for better management of ecosystem (especially coastal and mountain regions) and natural resources, including agricultural management (agriculture and allied activities contribute close to 17 percent of greenhouse emissions in India) to reduce negative environmental impacts
- *Support adoption and scale-up of technological, institutional and financial models and approaches* for effective climate change mitigation and adaptation, air quality mitigation, and waste and chemical management

- *Support the Gol's goal of Electricity for All*

- *Define and deploy centralised models* for the scaling-up of climate resilient livelihoods and food basket diversification,

- *Support the Gol in its commitment to end single-use plastic by 2022.*

### Support government efforts to strengthen implementation and coordination:

- *Support implementation of Ozone Depleting Substances (ODSs) and HCFCs phase out plans* for meeting the commitments under the Montreal Protocol,
- *Strengthen the institutional and policy frameworks*<sup>59</sup> for integration of sustainability in all development sectors,
- *Contribute to national policies and programmes* to increase access to affordable and efficient and clean energy, especially for vulnerable groups and in low-income states and under-served areas,
- *Strengthen capacities to plan and implement local strategies and action plans* to enhance urban and rural resilience:
- *Support post-disaster recovery* in India and in other countries, especially to L-3 type emergencies and possibly focused on shelter and housing, employment and livelihoods, supplies, equipment and





# UN Flagship Programme: Clean energy for rural off-grid areas

## Background & rationale

Nearly 200 million people do not have electricity and 600 million people depend on traditional biomass to meet cooking needs in inefficient stoves. In addition to stress on forests, women and girls are disproportionately impacted by the need for collecting fuel and the higher risks of illness and death from indoor air pollution. At the end of 2013, nearly 25,000 villages were off-grid and those connected lacked reliable supplies for business and light industry. Women's economic contribution to the energy sector is mostly unpaid, unrecognised and undervalued, and few women are engaged as stakeholders and decision-makers in energy policy processes.

The government aims to provide affordable electricity for all by 2019 and to ensure round-the-clock reliability. The UN will complement efforts to increase access to electricity in off-grid areas, to develop renewable energy solutions for housing, and light industry, and to promote women's entrepreneurship in the energy sector.

## Role of UN System agencies

Under the leadership of the Government, IFAD, UNDP, UNIDO, and UN Women will introduce innovations and build capacity to:

- **increase access to clean energy** for cooking, water heating, and steam generation, using solar cookers, biogas plants, and improved biomass systems
- **design and pilot cost-effective renewable energy packages** for houses for scaling-up in housing schemes
- **pilot renewable energy micro grids** for 1000 villages and support policy to synchronise them with the main energy grid
- **design, deliver, and generate evidence** for the scaling-up of renewable energy technology packages for rural enterprises with a focus on women's entrepreneurship
- **promote new technology that uses organic waste streams** for industrial renewable energy applications in MSMEs

## Expected Results

at least one million people in targeted off-grid areas have access to clean energy

an additional 90,000 m2 of solar collector area installed

demonstrate technical and financial viability of up to four projects in the range of 0.25 to 2 MW of thermal energy from organic waste





expertise, in support of the Government of India including through channelising financial assistance

- Support emergency response and recovery support in India and in other countries through the provision of first-responders, search-and-rescue teams, medical and engineering assets, transportation and logistics services, and food and financial resources

#### **Strengthen partnerships:**

*Promote* innovative partnerships and incentivise adoption of energy efficiency and renewable energy technologies and solutions in energy intensive sectors such as buildings, transport, railways and small industries.

#### **Vulnerable and marginalised communities**

In addition to vulnerable and marginalised groups (see Box 1), priority attention will be given to small land holders in low-income states, female-headed households, communities living in mountains, forest fringes and coastal areas, communities and regions that are off grid with limited access to reliable and clean energy, and communities and groups that are vulnerable to climate change impacts and environmental degradation.

#### **Partners**

Successful implementation of this outcome will require the efforts of multiple partners, including:

- Central Pollution Control Board; Ministry of New and Renewable Energy; Ministry of Environment, Forests, and Climate Change; Ministry of Water Resources, River Development and Ganga Rejuvenation; Ministry of Agriculture and Farmers Welfare; Ministry of Earth Sciences; Ministry of Home Affairs; National Disaster Management Authority (NDMA); State Disaster Management Authority (SDMA); Ministry of Finance; Ministry of Health and Family Welfare; Ministry of Housing and Urban Affairs; Ministry of Science and Technology; Ministry of Power; Bureau of Energy Efficiency; Ministry of Railways; Ministry of Steel; Ministry of Rural Development; Ministry of Civil Aviation
- State Governments and State Nodal Agencies: NDMA, National Institute of Disaster Management (NIDM), SDMA; DMDs, State Forests and Environment Departments, State Climate Change Cells, State Biodiversity Boards, state designated agencies for energy efficiency, state nodal agencies for renewable energy, urban local bodies

- R&D institutions: National Environmental Engineering Research Institute; Forest Research Institute; Himalayan Research Institute; Jawaharlal Nehru University (JNU); National Institute of Solar Energy, National Institute of Secondary Steel technologies; National Centre for Sustainable Coastal Management; building materials and technology promotion centres; University of Pune

- Think Tanks: TERI- The Energy and Resources Institute; Centre for Science and Environment (CSE); Council on Energy, Environment, and Water (CEEW); the Indian Institute for Human Settlements (IIHS); Centre for Environment Education (CEE); M. S. Swaminathan Research Foundation (MSSRF)

- Private sector and associations of industries: Federation of Indian Chambers of Commerce and Industry; Confederation of Indian Industry; Association of Chambers of Commerce; and sector and regional industry associations

- Community boards and committees: Biodiversity Management Committee, Mangrove Foundation, East Godavari Riverine Estuarine Ecosystem Foundations

- NGO Inter-Agency Groups: SPHERE

#### **UN Agencies that will contribute to outcome 5 are:**

- Convener: UNDP
- Members: FAO, IOM, UNEP, UNESCO, UNFPA, UN Habitat, UNICEF, UNIDO, UNOPS, UN Women, WFP, WHO, and UNHCR



**OUTCOME 6**

By 2022, people vulnerable to social, economic and environmental exclusion<sup>60</sup> have increased opportunities for productive employment through decent jobs and entrepreneurship

<sup>60</sup> Especially women, young people, and migrants among others.



## PRIORITY VI.

# Skilling, Entrepreneurship, and Job Creation

### 6.1 RATIONALE

**Not enough decent and productive jobs have been created.** India's high rates of economic growth over the past two decades have not been accompanied by the creation of enough decent jobs. The labour force participation rate (LFPR) is 52 percent for all persons.<sup>61</sup> The LFPR of women is significantly lower than that of men in both rural and urban areas. Self-employment continues to dominate, with a 52 percent share in total employment, but a significant share of these workers are engaged in low-income-generating activities. Job creation was concentrated in urban areas and for men: Between 1999-2000 and 2011-12, male employment grew by 1.9 percent per annum and female employment by only 0.3 percent. Over the same period, urban areas which account for 31 per cent of the population generated the majority of new jobs. The proportion of job-seekers is highest (17 percent) among those with a diploma or certificate in technical courses. This suggests that as people get more educated, they prefer to wait and get more suitable jobs rather than take up marginal ones.

**A large proportion of workers – over 90 percent – work in India's unorganised sector.** These informal workers are largely marginalised from employment rights, benefits and social protection. More than half of the non-agricultural working population is absorbed into the informal economy where employment growth remains concentrated in low-productivity sectors, such as construction.

**Women's participation in the workforce remains low.** Women in India represent 23 percent of the labour force that is engaged in any form of work in the market economy - compared with an average of 40 percent globally. At 17 percent, India has a lower share of women's contribution to GDP than the global average of 37 percent, and the lowest among all regions in the world.<sup>62</sup> The economic impact of achieving gender equality in India is estimated to be \$700 billion of added GDP in

2025—upping the country's annual GDP growth by 1.4 percentage points.<sup>63</sup>

**Social norms, discrimination, and violence continue to impact how and where women can work.** This is true in relation to both their entry into education and labour markets, and sustaining their jobs at the workplace. The absence of universal social protection systems and public services<sup>64</sup> also excludes women from participating in the labour market on equal terms.

**Migrant workers and displaced populations constitute a sizeable population.** About 14 million Indian workers migrate annually in search of a better living and resources to send back to their families.<sup>65</sup> Women constitute 70 percent of internal migrants, many of whom are extremely vulnerable to sexual exploitation and abuse. In 2015, about 70 percent of the 14 million migrant workers were either unskilled or semi-skilled labourers.<sup>66</sup> This movement is driven by pull factors, such as better earnings and services in urban areas, and push factors, such as landlessness and drought. Most rural migrants work in the informal sector and settle down in low-income urban settlements or slums, with non-existent infrastructure and limited access to services, especially health services.

**India faces a serious shortage of skilled labour.** A major challenge is to support the preponderance of unskilled workers in India, who are mainly engaged in informal sectors with low productivity.<sup>67</sup> Presently only 2 percent of the total workforce in India has formal skills training. Unless they acquire the skills to enter the formal labour market, India's young generation will remain in low-paid, semi-skilled jobs that come with added vulnerabilities.

**Producers and entrepreneurs have limited access to factor and product markets.** Producers of goods and services, particularly those in the primary sector, face severe constraints in accessing input and product markets at reasonable terms of engagement.

61 As per the fourth Annual Employment-Unemployment Survey conducted by the Labour Bureau during the period January 2014 to July 2014.

62 In contrast, China's women contribute 41 percent, those in Sub-Saharan Africa 39 percent, and in Latin America 33 percent.

63 McKinsey Global Institute (2015) *The Power of Parity: Advancing Women's Equality in India*

64 For example: Doorstep water supply, safe transportation, energy access, affordable child-care centres

65 Internal, mainly economic migrants, account for about 30 percent of the country's total population, with significant rural-urban and male-female differentials.

66 National Policy for Skill Development and Entrepreneurship (NPSDE) 2015

67 70 percent of the 14 million migrant workers are either unskilled or semiskilled labourers. (NPSDE, 2015)

Collective platforms of producers, such as farmer-producer collectives and producer companies, are being set up. These, however, have limited managerial and technical abilities to take full advantage of market opportunities. In the informal sector, large numbers of small enterprises face limited market access and growth potential. Emerging trends in modern retail, e-commerce, risk insurance and financing models present a great opportunity to build strong linkages between producers and the market.

**Investment in skills for vulnerable groups can make economic and employment growth more inclusive.**

This is especially important in the context of India's demographic transition and its youth bulge in the working age population.<sup>68</sup> Among the 13.4 million people with disabilities of employable age (15-59 years), 9.9 million are unemployed or marginally employed.<sup>69</sup> A range of policies and strategies<sup>70</sup> have been put in place to increase skills and employability: work-relevant education systems, career guidance, life-skills, technical and vocational education and training (TVET) schemes, and on-the-job training in both formal and informal sectors.

**6.2 EXPECTED RESULTS**

Programme cooperation with UN system agencies will contribute towards:

- *Innovative job creation and entrepreneurship strategies and programmes* to ensure that the ongoing structural transformation of India's economy is inclusive of young people, women, migrant workers and other marginalised groups. Efforts will concentrate in low-income states and districts and the North-East, and sectors including micro, small and medium enterprise (MSME) development, rural labour markets, labour intensive manufacturing, infrastructure development and new sectors such as green industry and affordable housing
- *Improved targeting*, quality, and delivery of employment and skills training programmes at state-level
- *Enhanced strategies* and support for school-to-work transition
- *Strengthened* labour market information systems

- *Strengthened* capacity for Science, Technology, and Innovation Policy (STIP), including facilitating strengthened capacity of women in science
- *Innovative life skills* initiatives for young people, along with initiatives for digital literacy
- *Improved design and implementation* of state-level social protection systems and support programmes for decent work and entrepreneurship
- *A knowledge-sharing platform* to support state and local governments, and other stakeholders to share information and scale-up proven strategies and approaches
- *Increased abilities* of the government, private sector and civil society actors to increase access for poor producers to factor and product markets

**6.3 STRATEGIES**

**Support innovative solutions:** models of skilled jobs and enterprises in emerging and employment-intensive sectors, such as housing, roads, energy, financial services, infrastructure, and green technology

- *Develop* innovative state-level strategies with focus on migration and development
- *Support* enabling systems (such as access to finance, technology, mentorship and awareness education) for large-scale enterprise promotion

**Support government efforts to strengthen implementation and coordination:**

- *Strengthen* the targeting and delivery mechanisms for employment and skills training programmes at the state level
- *Support* the development of effective state-level strategies and programmes that address migration and development, in line with international standards
- *Strengthen* integration of MSMEs in selected sectors and value chains
- *Support* the effective and gender-responsive implementation of social protection measures

68 India's 333 million young people between 15 and 29 years of age is the world's largest youth population with more than 26 million young people added each year. NPSDE, 2015

69 Scheme for Financial Assistance for Skill Training of Persons with Disabilities, available at <http://niepmd.tn.nic.in/documents/skill-0715.pdf>

70 For example: National Policy for Skill Development and Entrepreneurship 2015, National Skills Qualifications Framework (NSQF), Pradhan Mantri Kaushal Vikas Yojana (Prime Minister's Skill Development Mission, Krishi Vigyan Kendras (Agricultural Extension Centres), and the creation of the Ministry of Skill Development and Entrepreneurship



# UN Flagship Programme: Skilling for young people, especially young women

## Background & rationale

Enviably economic growth has not always translated into more and better jobs for young people, especially for women and those from vulnerable groups. India has the world's largest population of young people with approximately 333 million in the age group 15-29. An estimated 26 million people enter the working-age population every year and nearly 300 million existing workers need new skills fit for a modern economy. Capitalising on this *demographic dividend* requires quality education and skilling opportunities, and effective school-to-work transition strategies. With very low labour force participation rates, women need more innovative and better funded education and skilling opportunities to catalyse their engagement in safe and decent work, and the enormous potential of their contribution to GDP.

The Government's policy (NPSDE) aims for sustainable livelihoods for all citizens by 'skilling on a large scale, at speed, with high standards, and to promote a culture of innovation-based entrepreneurship'. The UN will work as a catalyst, especially with the newly set-up Skills Development Missions (SDMs) at the state level to accelerate the pace and scale of delivery of skills and entrepreneurship development programmes. The focus will be on quality, affordability, and accessibility for women and other vulnerable and marginalised communities, especially in core sectors identified under the *Make in India*, *Skilling India*, *Start-up India* campaigns.

## Role of UN System agencies

Under the leadership of the Government, UNDP, ILO, UNIDO, UN Women, UNFPA, IOM, and UNESCAP will undertake analysis and focus on introducing innovations and building capacity at central and local levels for:

- **improved access to counselling and guidance** about career choices and skill requirements
- **stronger design and targeting of skills and entrepreneurship programmes**, based on current labour market needs and global competency standards
- **increased institutional capacity** to expand and deliver quality skills and entrepreneurship training
- **introduction of policies and market incentives** to hire young people, especially women, in the value chains of selected 'Make in India sectors'

## Expected Results

**Ten million young women and men from vulnerable groups have better opportunities for employment and entrepreneurship**







- *Align* the Indian qualification framework with international standards, and develop a formal framework and standards for the National Recognition of Prior Learning (RPL) system for assessment, accreditation and certification of skills
- *Promote* equal participation, diversity and an inclusive work force at all levels in public and private organizations
- *Improve* access to social security, financial inclusion programmes and resources

#### **Strengthen partnerships:**

- *Promote* greater private sector partnership in skilling and enterprise promotion programmes, as well as partnerships with national and state-level chambers of commerce, and industries
- *Promote* partnerships with associations supporting entrepreneurship of marginalised groups (e.g. Dalit Indian Chamber of Commerce and Industry)
- *Strengthen* partnerships with CSOs working for social and economic inclusion and rehabilitation of marginalised groups

#### **Vulnerable and marginalised communities**

In addition to vulnerable and marginalised groups (see Box 1), priority attention will be given to single women, manual scavengers and economic migrants.

#### **Partners**

- Ministry of Labour and Employment
- Ministry of Skill Development and Entrepreneurship
- Ministry of Finance
- Ministry of Economic Affairs
- Ministry of Human Resource
- Ministry of External Affairs
- Ministry of Commerce and Industry (Dept. of Industrial Policy and Promotion)
- Ministry of New & Renewable Energy
- Ministry of Social Justice & Empowerment
- Ministry of Women & Child Development
- Ministry of Micro, Small & Medium Enterprises
- Ministry of Food Processing Industry
- Ministry of Electronics, Information and Communication Technology
- Ministry of Textiles
- Ministry of Heavy Industry and Public Enterprises
- Ministry of Chemicals and Fertilizers
- Ministry of Youth Affairs & Sports
- Ministry of Rural Development
- Ministry of Housing and Urban Affairs
- Ministry of Statistics & Programme Implementation
- Department of Science and Technology National Skills Development Agency
- National Skill Development Corporation
- State Governments and Departments of Labour and Employment
- Local self- governments (LSG)
- National and state level training and capacity building institutions, e.g., State Institutes for Rural Development (SIRDs), Advanced Training Institutes (ATIs)
- Employer and industry associations, workers associations; women's rights organisations
- Private sector

#### **UN Agencies that will contribute to the outcome are:**

- Conveners: ILO
- Members: IOM, UNDP, UNESCAP-APCTT, UNESCAP-SSWA, UNESCO, UNFPA, UN HABITAT, UNICEF, UNIDO, UN Women, and UNHCR



**OUTCOME 7**

By 2022, women, children, and young people have improved access to equal opportunities and an enabling environment, to advance their social, economic and political rights



## PRIORITY VII.

# Gender Equality and Youth Development

### 7.1 RATIONALE

**Women's economic empowerment is central to the national priority of inclusive economic growth and the success of the Government's nation-building initiatives.** It is also instrumental for the achievement of most SDGs. The inclusion of women and girls in the economy and the provision of safe working and public spaces must be accompanied by measures to prevent violence against women and girls, and to enable them to participate fully in society and contribute to the health and prosperity of their communities.<sup>71</sup> It is estimated that India can increase its 2025 GDP, by between 16 percent and 60 percent by enabling women to participate in the economy on par with men.<sup>72</sup> Achieving gender equality would generate about \$700 billion USD of additional GDP by 2025, increasing GDP growth by 1.4 percentage points.

**Women, children, and young people are among some of the most vulnerable and marginalised groups in Indian society.** Deeply embedded patriarchal structures and practices contribute to India's low ranking of 125 out of 159 countries in the Gender Inequality Index (GII). Female participation in the labour force is extremely low and declining. As of 2011-12, the labour force participation rate for females was only 23 percent. Most of the increase in female participation is in the informal and unpaid sectors. Women play an invisible and informal role in the economy due to limited recognition and accounting in national data systems, especially for unpaid work, and restricted access to resources and social protection measures.

**India is home to an estimated 354 million people between the ages of 15 and 29, comprising 31 percent of the country's population.** This is the 'demographic dividend' that can drive India's economic growth to 2030 and support achievement of the SDGs. With investments that promote an enabling

environment, young people will be able to demand information and services, to be safe and healthy, to end discrimination and violence, especially against girls and women, and to help create and sustain a civil society. Young people must be key partners in shaping new gender-inclusive policies and behaviours that can challenge gender stereotypes and norms. A comprehensive approach is needed to address the concerns of young people in a holistic manner, driven by volunteerism, participation and leadership of young people.

**Violence against women and girls is a violation of their basic human rights.** It affects their mental, physical, and sexual well-being, it prevents them from participating fully in society and the workforce, and it generates large economic costs impacting national budgets and overall development.<sup>73</sup> The declining child sex ratio, the practice of gender-biased sex selection, and child marriage<sup>74</sup> all illustrate the extent to which gender discrimination and gender inequality are deeply ingrained.<sup>75</sup> The Government has recognised that ending violence against women is a key priority, including special measures to combat trafficking of women and girls, domestic violence, and sexual harassment, and ensuring public safety.

**Overcoming systemic patriarchal and gender barriers are necessary for women and girls to exercise choice and take advantage of opportunities.** Efforts to enhance life-skills and achieve self-reliance will enable women and girls to recognise these constraints, voice their concerns, negotiate decisions and exercise agency. Programmes must empower women and girls, supporting their genuine engagement at multiple levels, from the individual to the systemic and structural.

**Greater investments are required for mitigating risks and vulnerabilities facing children.** Greater equity in social spending and access to services can help children become productive young adults.

<sup>71</sup> For example, girls and women spend 90 percent of their earned income on their families, while men spend only 30-40 (UNAC 2012).

<sup>72</sup> McKinsey Global Institute (MGI) 2015. 'The Power of Parity: How Equality for Women Could Drive \$12 trillion in Global Growth'

<sup>73</sup> In India, two-thirds of women are subjected to violence; the global average is one-third. A rape is reported every 30 minutes in India. One-fifth of girls aged 15-19 years, experience physical violence and five percent are victims of sexual violence. Much of the abuse faced by girls and women has to do with entrenched social norms that normalise beating. For example, close to 54 percent of young men and 58 percent of young women agree that wife beating is justified for any reason. The estimated economic cost of violence against women and girls is between 1.2 percent and 3.7 percent of the GDP

<sup>74</sup> Nearly one in three adolescent girls aged 15-19 is currently married, compared to 1 in 20 boys of the same age. And about 1 in 5 women currently aged 20-24 years was married before she turned 15 years.

<sup>75</sup> The 2011 census reported an all-time low child sex ratio of 918 girls per 1000 boys indicating a steady and substantive decline from 976 girls for every 1000 boys in 1961. In 2015 the government launched the multi-sectoral *Beti Bachao Beti Padhao* programme to address the declining child sex ratio and change public perceptions about the value of women and girls.

Stronger social and child protection systems are needed to address declining budget allocations and gaps, especially at the local level, for the implementation and enforcement of child protection acts and schemes. This is seen particularly for children belong to Scheduled Castes and Scheduled Tribes, those living in remote areas or in slums, migrant and trafficked children, and children in institutions.

## 7.2 EXPECTED RESULTS

Programme cooperation with UN system agencies will contribute towards:

- *Increased* protection of children and women from all forms of violence, abuse, and exploitation, including domestic violence, trafficking, and sexual and other types of exploitation
- *Eliminating all harmful practices* such as gender biased sex selection, child and forced marriage and female genital mutilation (FGM), dowry, and other similar discriminatory practices
- *Increased access to and ownership* of economic assets such as land, loans and homes
- *Greater recognition* of unpaid care and domestic work
- *National data systems* that better capture the informal, mobile, often unpaid and multitasking nature of women's work
- *Increased access* to justice for women and girls, particularly those from marginalised communities
- *New legislation and policies* that protect the rights of women, girls, and young people
- *Gender-responsive budgeting and planning* at the national and state level
- *Expanded opportunities* for the active social, political and economic participation of young people, • Increased availability of high-quality, timely, and reliable data disaggregated by gender, disability and age, including data for children and young people from 0 to 24 years. This will enable robust policy and programme formulation, monitoring, and learning

## 7.3 STRATEGIES

### Improve data and evidence:

- *Generate* evidence to promote better reporting, monitoring and assessment of policies and schemes meant to benefit women, and poor and marginalised groups
- *Increase* awareness among women and young people about their legal rights and how to engage with law enforcement agencies and established grievance mechanisms
- *Generate* evidence and action to reverse harmful practices such as son preference, child, and forced marriages, and FGM, and dowry
- *Improve* access of poor, vulnerable and marginalised communities to information (including digital information), knowledge, legal entitlements and opportunities

### Support innovative solutions:

- *Demonstrate* integrated sectoral development solutions involving and led by poor, vulnerable and marginalised communities

### Support government efforts to strengthen implementation and coordination:

- *Strengthen* the knowledge and capacities of systems and institutions, to ensure access to quality services that advances women's rights and respond effectively to gender-based violence (GBV) and other harmful practices
- *Support* empowerment of women and girls building women's social, health and economic assets, mobilizing families and communities including men and boys to challenge discriminatory norms and practices
- *Strengthen* programmes and institutions that support protection of children from all forms of violence, abuse and exploitation
- *Improve* sexual and reproductive health information and services for young women and men
- *Support* policies and programmes tailored to the needs of women migrants to enable their safe and regular migration domestically and internationally
- *Promote* communication strategies about women in non-traditional roles, and encourage women's self-reliance, political participation and leadership

# UN Flagship Programme: Improving child sex ratios in Beti Bachao Beti Padhao (BBB) districts

## Background & rationale

India's declining child sex ratio is a strong indicator of gender inequality and of the low status of women and girls. Adverse sex ratios, high rates of violence against women and girls, and the prevalence of child marriage, trafficking for labour and sex exploitation all illustrate the extent to which gender discrimination and inequality are deeply ingrained in society. In addition to the human rights imperative, evidence shows that countries with high gender equality also have more stable and resilient economies and communities. The education of women and girls and ownership of assets by women are two effective pathways for building resilience against discrimination and harmful practices.

However, the link between education, economic participation and women's empowerment is not always automatic. Efforts are required on multiple levels to change discriminatory norms and power structures. The data on child sex ratio points to both pre- and post birth discrimination indicating the need for investment in girls, their families and communities as well as in systemic changes that enhance the perceived value of girls.

The launch of the Government of India's flagship initiative Beti Bachao Beti Padhao (BBB) offers a good opportunity to coordinate multi-sectoral action to address gender biased sex selection, and create an enabling environment in support of women and girls for gender equality in the long term.

The engagement of UN Agencies in India will strengthen implementation of the BBB programme, along with other relevant programmes and gender critical laws that contribute towards preventing discrimination and harmful practices against women and girls.

## Role of UN System agencies

Under the leadership of the Government, UN Women, UNFPA, UNICEF, UNDP, UNV, ILO, UNODC IOM, and UNESCAP will focus on introducing innovations and building capacity at central and local levels for:

- **engaging with law and policy makers and with service providers** to respond effectively to violence against women and girls and harmful practices and ensuring improved implementation of gender critical laws including PCPNDT Act, PWDVA, PCMA, POCSO and other laws that advance the rights of women, children and young people
- **supporting innovations and models in BBBP districts** to promote multi-sectoral intervention approaches that invest in girls and their environment, improve health and address U5MR, remove barriers to education, and ensure safety at home and public spaces, including schools
- **increasing institutional capacity** across multiple sectors including education, health and nutrition, legal, livelihood, and media for improved response to the needs of women and girls as outlined under the BBBP programme
- **strengthening the outreach and quality of interventions** within ongoing programmes such as BBBP to reach women and girls with targeted interventions based on life-skills, leadership skills and linkages to livelihood skills
- **engaging with men and boys** in their roles as decision makers and gate keepers within families and communities to challenge gender bias and support women's empowerment
- **strengthening data systems** to report on the status of women, children and victims of trafficking and budget allocations to address gender gaps

## Expected Results

**Increase the child sex ratio by at least 25% in identified BBBP districts**





- Support government ministries and departments to mainstream gender in policy formulation, planning, budgeting and monitoring processes and systems

#### **Strengthen partnerships:**

- Promote young people as champions to change attitudes and responses to GBV and other harmful practices
- Promote youth volunteering to increase youth participation for leadership development and community development
- Support women's organisations and collectives to influence, engage with and hold to account governance institutions at national, state and local (panchayat) levels

#### **Vulnerable and marginalised communities**

Priority attention will be given to the 115 aspirational districts identified by the GoI. In addition to vulnerable and marginalised groups (see Box 3), priority attention will be given to female headed households, victims of trafficking, elderly and women with disabilities, and women migrants.

#### **Partners**

Successful implementation of this outcome will require the efforts of multiple partners, including:

- Ministry of Women and Children
- Ministry of Panchayati Raj
- Ministry of Health and Family Welfare
- Ministry of Youth Affairs and Sports
- Ministry of Urban Development
- Ministry of Rural Development
- Ministry of Agriculture and Farmers Welfare
- Ministry of Social Justice and Empowerment
- Ministry of Home Affairs
- Ministry of Finance
- National Service Scheme (NSS) and Nehru Yuva Kendra Sangathan (NYKS)
- Ministry of Information and Broadcasting,
- Ministry of Human Resource Development,
- Ministry of Statistics and Programme Implementation
- National Commission for Women, National Commission for Protection of Child Rights
- High Courts
- Relevant departments at state level
- CSOs in and serving vulnerable groups and communities
- Private sector
- NITI Aayog

#### **UN Agencies that will contribute to the outcome are:**

- Conveners: UN Women
- Members: FAO, ILO, IOM, UNAIDS, UNDP, UNFPA, UNESCO, UNESCAP, UN Habitat, UNICEF, UNODC, UNV, WFP, WHO, and UNHCR.





## Risks and Assumptions

The UNSDF is based on the assumption that the Government and the UN will continue to work closely towards the achievement of the national priorities and the SDGs, and that the UN's presence is valued and well recognised both nationally and at the state level. The key risks for effective implementation of UNSDF include varying administrative capacities, especially at the state/district levels and the siloed approach that characterises implementation of the national, state, and flagship programmes.

The risk management strategy involves:

- I. stronger, more sustained *cross-sectoral policy and programme coordination*, to ensure that the synergies between the UNSDF outcomes and SDG-related country priorities are achieved, and data and evidence is used to stimulate policy processes, especially those impacting the vulnerable communities
- II. intensive efforts to *operationalise existing GoI policies, strategies and programmes and build new capacities* for effective, cross-sectoral approaches at local levels, with a focus on vulnerable groups and hard to reach geographical areas of the country where people are experiencing multiple deprivations
- III. consistent, *impartial advocacy and policy dialogue*, based on the SDGs and international normative standards, to strengthen links between the Government of India and UN system agencies
- IV. demonstration of *cost-effective models* and options to sustain and improve the quality and coverage of essential services, within existing budgetary constraints
- V. intensive efforts to *mobilise and leverage resources* to address the UNSDF financing gaps





# Estimated Resource Requirements and Financing Strategy

## ESTIMATED RESOURCE REQUIREMENTS

The Common Budget Framework (CBF) in the Results Matrix (page 72) provides the Government, the UN system agencies, donors and other partners with an overview of the required and available resources to support implementation of planned outcomes and any funding gaps. It is a basis for joint mobilisation of resources and contributes to better delivery of development cooperation by the Government and UN System agencies.

Full implementation of the UNSDF will require an estimated total of **US \$1.5 billion**. The total estimated funding gap is **US \$739 million**. This will need to be mobilised over the period of the UNSDF. A detailed listing of the resource requirements, by outcome and UN System agency, is provided on page 72. The funding gap for the UNSDF is approximately **47 percent** of the total budget. Achievement of UNSDF results will require a concerted resource mobilization strategy driven jointly by the Joint Steering Committee (JSC) and the UN Country Team (UNCT).

Sources of funding from UN Agencies include regular, or core resources and other, or non-core resources that UN Agencies are able to mobilise on the strength of the expected results and strategies. Budgets are indicative and may be subject to changes by the governing bodies of UN Agencies and by internal management decisions. Regular and other resources are exclusive of funding received in response to emergency appeals.

## FINANCING THE UNSDF

UN System agencies will employ their limited resources through innovative programmes, strategies, and partnerships to catalyse domestic and international public and private investments for UNSDF results, as well as for broader social sector investments in SDG-related country priorities. The Government and UN System agencies will develop a resource mobilization strategy to address the outcome funding gaps. This will explore and promote an increased share of government resources in the overall financial envelope and stronger partnerships with the private sector, including individual donors and corporate partners, for the planned outcomes and related programmes and projects. New sources of finance will be identified which the Government and the UN can access and leverage, including options for blended finance and influencing the policy environment to facilitate greater resource flows to national/SDG priority areas. In keeping with the global role of the UN to support national governments in the speedy and efficient use

of vertical and thematic funds (e.g. GAVI, GEF, GCF, LDN, SDG, and other funds), the UN in India will support the Government of India to undertake landscape analysis of available global funds in line with national strategic priorities, and facilitate India's access to these funding sources, if requested to do so. The GoI will lead efforts to strategically plan how additional resources from global and vertical funds can complement its own investments in line with its development priorities. The Joint Steering Committee of the UNSDF (NITI Aayog, DEA, MEA) can act as the advisory body for GoI focal points, for these various funds, to determine the best use of these resources. The GoI will continue to exercise government ownership in the selection of potential implementation partners for these and other funds.

## TYPES OF SUPPORT

The UN System agencies will provide support to the development and implementation of activities within the UNSDF, which may include technical support, cash assistance, supplies, commodities and equipment, procurement services, transport, funds for advocacy and communication campaigns, research and studies, consultancies, programme development, M&E, training activities and staff support. Part of the UN System agencies' support may be provided to Non-Governmental and Civil Society organizations as agreed within the framework of the individual work plans (WPs) and project documents.

Additional support may include access to UN organization-managed global information systems, the network of the UN system agencies' country offices and specialized information systems, including rosters of consultants and providers of development services, and access to the support provided by the network of UN Specialized Agencies, Funds and Programmes.

The UN System agencies shall appoint staff and consultants for programme development, programme support, and technical assistance, as well as M&E activities.

Subject to annual reviews and progress in the implementation of the programme, the UN System agencies' funds are distributed by calendar year and in accordance with the UNSDF. These budgets will be reviewed and further detailed in the WPs and project documents. By mutual consent between the Government and the UN System agencies, funds not earmarked by donors to the UN system agencies for specific activities may be re-allocated to other programmatically equally worthwhile activities.



# Implementation Arrangements

The implementation arrangements ensure that support from UN System agencies for the achievement of the outcomes is delivered in a coherent way that enhances joint programming, reduces duplication, ensures a convergence of support in targeted areas and for vulnerable groups, and adheres to core programming principles. These arrangements are in line with the United Nations Development Group (UNDG) policy and respond to key recommendations from the evaluation of the previous UNDAF<sup>76</sup> for:

- more effective collaboration among UN agencies and with country partners
- functional working groups for planned UNSDF outcomes, led by heads of agencies to ensure accountability and results
- more systematic and accurate reporting on results and their contributions to country development priorities and related SDGs

The programme will be nationally executed under the overall co-ordination of NITI-Aayog. Government coordinating authorities for specific UN system agency programmes are noted in section 9. Government Ministries, NGOs, international NGOs (INGOs) and UN System agencies will implement programme activities. The UNSDF will be made operational through the development of joint and agency-specific WPs and project documents as necessary which will describe the specific results to be achieved and will form an agreement between the UN System agencies and each implementing partner, as necessary on the use of resources. To the extent possible the UN system agencies and partners will use the minimum documents necessary, namely the signed UNSDF and signed joint or agency-specific work plans and project documents to implement programmatic initiatives. However, as necessary and appropriate, project documents can be prepared using, inter alia, the relevant text from the UNSDF and joint or agency-specific WPs and/or project documents.<sup>77</sup>

The outcomes in the UNSDF will be achieved both through implementation of individual agency programmes developed with relevant line ministries<sup>78</sup> and through joint initiatives developed by multiple agencies. The UN Resident Coordinator (UNRC) in India is responsible for the coordination of the UN Agencies in support of UNSDF implementation. Efforts shall be made to ensure progressive implementation of the Standard Operating Procedures (SOPs)<sup>79</sup> for the UN system to ensure coherence, improve standards, enhance common business operations, and motivate the use of shared data, policy analytics, and advocacy to support integrated solutions. Coordination will be accomplished through regular annual Joint (Government-UN) Steering Committee Meetings, UNCT meetings, and other coordination mechanisms such as Results Groups and the Operations Management Team. These are explained below.

## JOINT STEERING COMMITTEE

The JSC provides overall strategic oversight for the UNSDF. It will be co-chaired by NITI Aayog and the UNRC. Members of the JSC will include representatives of the Ministry of External Affairs and the Ministry of Finance and the heads of the participating UN System agencies, or authorised representatives. On an ad-hoc basis, the JSC may include representatives of implementing ministries and departments, state governments, as well as implementing partners from civil society and the private sector. It will meet at least once a year, but may additionally be convened by the co-chairs if and when necessary.

The responsibilities of the JSC are to:

- i. *provide* advice and guidance on strategic decisions regarding implementation of the UNSDF
- ii. *ensure* ongoing alignment and coordination between UNSDF outcomes and strategies and those of the national development strategy and related programmes and implementation mechanisms
- iii. *assess* overall progress against planned UNSDF

<sup>76</sup> K. Seeta Prabhu and Aditi Malhotra, *Independent Evaluation of the India United Nations Development Action Framework, 2013-2017*; and UNCT India, UNDAF Evaluation Management Response (draft).

<sup>77</sup> In the case of UNDP, the Government Coordinating Authority will nominate the Government Co-operating Agency directly responsible for the Government's participation in each UNDP-assisted WP. The reference to "Implementing Partner(s)" shall mean "Executing Agency(s)" as used in the UNDP and agency-specific agreements. Where there are multiple implementing partners identified in a WP, a Principal Implementing Partner will be identified, who will have responsibility for convening, coordinating and overall monitoring (programme and financial) of all the Implementing Partners identified in the WP to ensure that inputs are provided and activities undertaken in a coherent manner to produce the results of the work Plan.

<sup>78</sup> An extract from NITI Aayog's extensive mapping of SDGs with the line ministries and departments is noted in Annex D.

<sup>79</sup> The overall objective of SOPs is to ensure more strategic results and impact, with reduced transaction costs for governments, and lower overhead costs for the UN.

outcomes and their contribution to country priorities including the focus on gender equity and social inclusion and related SDGs

- iv. *conduct* the annual review, oversee and endorse the one annual progress report, and endorse major changes to UNSDF results and strategies
- v. *provide* guidance on the development of the terms of reference of the UNSDF evaluation and approve its commissioning, and
- vi. *advise* and assist the Results Groups, as required, in their responsibilities

The work of the JSC will be supported by the UNRC's Office acting as its secretariat. In line with the joint ownership of the UNSDF, the JSC will explore and promote opportunities for government co-financing and stronger partnerships with the private sector, including individual donors and corporate partners, to address financing gaps for the planned outcomes, and related programmes and projects. Government ministries, NGOs, INGOs and UN System agencies will implement the programme activities.

The UNSDF is operationalised with joint work plans (JWPs) and/or agency-specific WPs and project documents that describe the specific results to be achieved and will form an agreement between the UN System agencies and each implementing partner on the use of resources. JWPs will be managed by Results Groups or participating agencies that provide coordinated and collaborative planning, implementation, and M&E.

Other groups that assist to operationalise the UNSDF are: the Operations Management Team, the UN Communications Group, and the M&E Group.<sup>80</sup>

### RESULTS GROUPS

Results Groups (RGs) are a coordination mechanism for the UNSDF at the operational level. They provide oversight and support for coordinated and collaborative planning, implementation, and M&E of results. They advise the JSC and UNCT, as appropriate, on opportunities and challenges linked to UNSDF implementation, as well as specific programme management issues. The RGs also support initiatives that focus on: *reaching the furthest behind first*, knowledge management, and gender mainstreaming, and work with the UN Commu-

nication Group for joint communication, campaigns, advocacy, outreach, and events planning.

The RGs are led by a head of a UN System agency (who is a member of the UNCT). The head of the RG is appointed by the UNCT and empowered to lead the RG and take decisions for the effective coordination and implementation of strategies and interventions to achieve outcomes. The responsibility of the convening agency may rotate on a periodic basis. RGs have the following responsibilities:

- I. *Coordinate and manage* the implementation of interventions in a coherent manner, to achieve common results.
- II. *Undertake* joint policy analysis of key development issues and emerging trends.
- III. *Identify and support* joint communications and advocacy opportunities to achieve common results.
- IV. *Develop* joint WPs (as appropriate) with relevant UN organizations and whenever possible with the government.
- V. *Contribute* to the preparation of reviews and reports.

The RGs are expected to meet regularly to analyse the situation in the sector, formulate plans, track progress against planned results in the UNSDF and related JWPs and/or agency-specific WPs, and make course corrections.

### OPERATIONS MANAGEMENT TEAM

The UN Country Team is committed to results and accountability, increasing synergies, avoiding duplication, and reducing transaction costs. The UNCT, through the inter-agency Operations Management Team (OMT) will aim to integrate programmes and operations so as to ensure that an appropriate and efficient operational infrastructure exists to implement the UNSDF. The OMT will provide support and advice to the UNCT to harmonize business operations and contribute to the delivery of UNSDF results. The OMT will focus on the cost effectiveness and quality of services in the business operations the UN agencies. These include: common procurement, human resources, information and communication technologies (ICT),

<sup>80</sup> The responsibilities of UN programme staff to their respective working groups will be reflected in their individual WPs and performance appraisals.



finance, and logistics and facility services, including UN House common premises. The OMT will be chaired by a UNCT member or Senior UN Agency Operations Chief and will consist of heads of operations of UN System agencies.

The OMT has the following responsibilities:

- I. *Design and implement* the Business Operations Strategy, in line with the UNSDF to enhance operational oneness processes through eliminating duplication of common processes to leverage efficiencies and maximise economies of scale.
- II. *Identify and implement* common business solutions with the potential to support the delivery of the UNSDF, including but not limited to common procurement systems for tendering and bidding, long-term agreements (LTAs) for joint procurement, common ICT platforms, banking arrangements, and office security and cleaning services.
- III. *Monitor and report* to the UNCT about progress to achieve higher quality, more effective, and cost-efficient business support services.
- IV. *Communicate* effectively about the aims and expected results of common business solutions to all UN staff and concerned country partners, as well as provide peer support across UNCTs.

Additionally, the India UNCT, through the OMT, will take concrete steps towards ensuring that the UN in India has a diverse and inclusive workforce and working environment, including a focus on gender equality and persons with disabilities. Based on the Gender SWAP Scorecard, piloted by the UNCT in India, the OMT will:

- *ensure* gender-friendly workplaces across agencies/duty stations
- *develop* a Capacity Assessment and Capacity Development Plan on gender equality and the empowerment of women (GEEW) and disability inclusion
- *formulate* an equal opportunity policy
- *monitor* Gender Parity across UN agencies and create a plan to maintain gender parity in the workforce

- *strengthen* safety, and security around UN premises, increase awareness on anti-sexual harassment policies, and ensure that each agency has an Anti-Sexual Harassment Committee in place

#### CASH TRANSFERS<sup>81</sup>

All cash transfers to an Implementing Partner are based on the Work Plans agreed upon between the Implementing Partner and the UN system agencies. Cash transfers for activities detailed in Work Plans<sup>82</sup> can be made by the UN System agencies using the following modalities:

- Cash transferred directly to the implementing partner or cash transferred to the national institution for forwarding to the implementing partner:
  - a. prior to the start of activities (direct cash transfer), or
  - b. after activities have been completed (reimbursement)
- Direct payment to vendors or third parties for obligations incurred by the Implementing Partners on the basis of requests signed by the designated official of the Implementing Partner
- Direct payments to vendors or third parties for obligations incurred by UN System agencies in support of activities agreed upon with Implementing Partners
- Where cash transfers are made to the national institution, the national institution, shall transfer such cash promptly to the implementing partner

Direct cash transfers shall be requested and released for programme implementation periods not exceeding three months. Reimbursements of previously authorized expenditures shall be requested and released quarterly or after the completion of activities. The UN System agencies shall not be obligated to reimburse expenditure made by the Implementing Partner over and above the authorised amounts.

Following the completion of any activity, any balance of funds shall be refunded or programmed by mutual agreement between the Implementing Partner and the UN System agencies.

Cash transfer modalities, the size of disbursements,

<sup>81</sup> Procedures for the Harmonized Approach to Cash Transfers (HACT) only apply to UNDP, UNFPA and UNICEF

<sup>82</sup> Refers to RGs or agency specific annual, bi-annual or multiyear work plans



and the scope and frequency of assurance activities may depend on the findings of a review of the public financial management capacity in the case of a Government Implementing Partner, and of an assessment of the financial management capacity of the non-UN<sup>83</sup> Implementing Partner. A qualified consultant, such as a public accounting firm, selected by the UN system agencies may conduct such an assessment, in which the Implementing Partner shall participate. The Implementing Partner may participate in the selection of the consultant.

Cash transfer modalities, the size of disbursements, and the scope and frequency of assurance activities may be revised in the course of programme implementation based on the findings of programme monitoring, expenditure monitoring and reporting, and audits.

In case of direct cash transfer or reimbursement, the UN System agencies shall notify the Implementing Partner of the amount approved by the UN System agencies and shall disburse funds to the Implementing Partner in *number days agreed by UN System agencies*.

In case of direct payment to vendors or third parties for obligations incurred by the Implementing Partners on the basis of requests signed by the designated official of the Implementing Partner; or to vendors or third parties for obligations incurred by the UN system agencies in support of activities agreed with Implementing Partners, the UN system agencies shall proceed with the payment within *number of days agreed by the UN System agencies*.

The UN System agencies shall not have any direct liability under the contractual arrangements concluded between the Implementing Partner and a third-party vendor.

Where the UN System agencies and other UN System agency provide cash to the same Implementing Partner, programme monitoring, financial monitoring and auditing will be undertaken jointly or coordinated with those UN system agencies.

Cash assistance for travel, stipends, honoraria and other costs shall be set at rates commensurate with those applied in the country, but not higher than those applicable to the United Nations system (as stated in the International Civil Service Commission circulars).

A standard Fund Authorization and Certificate of Expenditures (FACE) report, reflecting the activity lines of the work plan (WP), will be used by Implementing Partners to request the release of funds, or to secure the agreement that the UN system agency will reimburse or directly pay for planned expenditure. The Implementing Partners will use the FACE to report on the utilization of cash received. The Implementing Partner shall identify the designated official(s) authorised to provide the account details, request and certify the use of cash. The FACE will be certified by the designated official(s) of the Implementing Partner.

Cash transferred to Implementing Partners should be spent for the purpose of activities and within the timeframe as agreed in the work plans (WPs) only.

Cash received by the Government and national NGO Implementing Partners shall be used in accordance with established national regulations, policies and procedures consistent with international standards, in particular ensuring that cash is expended for activities as agreed in the work plans (WPs), and ensuring that reports on the utilization of all received cash are submitted to the UN system agency within six months after receipt of the funds. Where any of the national regulations, policies and procedures are not consistent with international standards, the UN system agency financial and other related rules and system agency regulations, policies and procedures will apply.

In the case of international NGO/CSO and IGO Implementing Partners cash received shall be used in accordance with international standards in particular ensuring that cash is expended for activities as agreed in the work plans (WPs), and ensuring that reports on the full utilization of all received cash are submitted to [UN organization] within six months after receipt of the funds.

To facilitate scheduled and special audits, each Implementing Partner receiving cash from the UN system agency will provide the UN system agency or its representative with timely access to:

- All financial records which establish the transactional record of the cash transfers provided by the UN system agency, together with relevant documentation
- All relevant documentation and personnel asso-

<sup>83</sup> For the purposes of these clauses, "the UN" includes the IFIs.





ciated with the functioning of the Implementing Partner's internal control structure through which the cash transfers have passed

The findings of each audit will be reported to the Implementing Partner and the UN system agency. Each Implementing Partner will furthermore:

- Receive and review the audit report issued by the auditors.
- Provide a timely statement of the acceptance or rejection of any audit recommendation to the UN system agency that provided cash so that the auditors include these statements in their final audit report before submitting it to UN system agency.
- Undertake timely actions to address the accepted audit recommendations.
- Report on the actions taken to implement accepted recommendations to the UN system agency on a quarterly basis (or as locally agreed).

The Supreme Audit Institution may undertake the audits of the Government Implementing Partners. If the SAI chooses not to undertake the audit of specific implementing partners to the frequency and scope required by the UN System agencies, the UN System agencies will commission the audits to be undertaken by private sector audit services.





# Monitoring and Evaluation

An effective monitoring, reporting, and evaluation system will be established to enable stakeholders involved in UNSDF implementation to compare actual progress against expected results and make timely adjustments to programming approaches, whenever necessary, including due to changes in context or learnings emerging from implementation. The JSC shall apply insights from monitoring and evaluation to adjust programming for improved performance, mitigate risks, identify good practices and to strengthen transparency and accountability. The JSC and UNCT will be supported by the inter-agency M&E Group.

## INTER-AGENCY M&E GROUP

The inter-agency M&E Group will support the monitoring efforts of RGs, enable and coordinate sharing of agency-specific data collection, participate in joint field visits, analysis and capacity development activities, and support the UNSDF reviews and evaluation. The group will also offer technical assistance to prepare joint WPs and joint programmes. The M&E Group will be trained on gender sensitive M&E at the beginning of the UNSDF cycle. Additionally, the inter-agency Gender and Youth RG shall provide technical support and assistance for tracking results for gender equity and social inclusion across the UNSDF outcomes.

The M&E group will promote agreement on data needs, standards and data disaggregation. In doing so, it will draw upon expertise from across the UN System, acknowledging that agency-specific M&E requirements will complement UNDAF-specific monitoring and evaluation work. A costed multiyear M&E plan has also been developed for the entire UNSDF cycle to schedule major UNSDF data collection and analysis activities.

The main elements in monitoring this UNSDF are:

- **Routine progress monitoring and reviews to track progress toward UNSDF outcomes:** RGs will continuously identify programme and operational bottlenecks that impede progress, as well as any best practices, and opportunities to accelerate the achievement of results. In this regard, monitoring will serve, where necessary, to provide information that enables adjustment of the UNSDF design, including the theory of change, programming strategies, and indicators, baselines, and targets. This will enable the JSC and UNCT to communicate its performance and contribution to national priorities and the achievement of the SDGs. Equally important will be the tracking of budget allocations and results for vulnerable and marginalised groups, for example with a gender marker, in the Common Budgetary Framework.
  - **Annual reviews:** These will focus on assessing progress towards expected UNSDF outcomes. The M&E Working Group will take the lead to consolidate monitoring information from the RGs and the UNCT for the annual review by the JSC.
  - **Annual results report:**<sup>84</sup> Based on the annual review, an annual results-based report will be prepared, complemented with information on the budget, resource mobilization, communications and advocacy, operations and leadership.
- One of the key commitments of the 2030 Agenda is to harness the **data revolution** for sustainable development.<sup>85</sup> Aligned with this and drawing upon the comparative strengths of the UN System, M&E of the UNSDF will contribute to national efforts to track SDG achievement. A collaborative mechanism, “Data for Development Coordination Committee” has been established, under the leadership of the Ministry of Statistics and Programme Implementation (MoSPI) and the United Nations to:
- *strengthen statistical capacity* at sub-national levels to assess progress on national priorities and SDGs
  - *find cost-effective ways* to assess outcomes for hard-to-reach populations and to provide data in areas where they were previously unavailable, in real time (e.g. mobile phone-based technologies)
  - *explore innovative tools* that offer new ways of working with governments, CSOs, researchers, citizen groups and communities, to innovate and adapt ways in which data are generated and used
  - *mobilise actions* regarding development and creation of new indicators, (including conversion of Tier II and Tier III indicators into Tier I) by defining methods, tools, and data sources for SDGs and take effective steps for wider dissemination of the methods and metadata
  - *bring together* other government statistical agen-

<sup>84</sup> The progress update will follow the UNDG Standard Operational Format and Guidelines for Reporting Progress on UNDAF.

<sup>85</sup> See: *A World That Counts* from the UN Secretary-General’s Independent Expert Panel on the Data Revolution.



cies and sector ministries to discuss data gaps and ways to produce data that are disaggregated by sex and other vulnerable communities for evidence-based policy formulation and planning<sup>86</sup>

The UN System will work with the Government, especially the MoSPI to strengthen the quality and availability of data at all levels. Support will also be provided to develop integrated data systems, especially at the state and local levels, for more informed planning, monitoring and resource allocation. Under the leadership of the MoSPI, efforts shall be made to address issues pertaining to data on newer indicators, including the use of technology in the context of the SDGs, disaggregated data by gender and social groups and use of data for evidence-based policy formulation and planning, monitoring, and evaluation.

### EVALUATION

The evaluation of the UNSDF will be conducted independently, in the penultimate year of the programme cycle.<sup>87</sup> The evaluation will assess the relevance of the UNSDF outcomes, the effectiveness and sustainability of actual results, especially those related to gender equality and social inclusion, and the efficiency of implementation by the UN System and partners. The evaluation will gauge the extent to which UNSDF results contributed to country priorities and it will provide lessons and recommendations to support future Government-UN partnership frameworks.

### CASH TRANSFERS<sup>88</sup>

Implementing Partners agree to cooperate with the UN system agencies for monitoring all activities supported by cash transfers and will facilitate access to relevant financial records and personnel responsible for the administration of cash provided by the UN system agencies. To that effect, Implementing Partners agree to the following:

- Periodic on-site reviews and spot checks of their financial records by the UN system agencies or their representatives, as appropriate, and as described in specific clauses of their engagement documents/contracts with the UN system agencies'
- Programmatic monitoring of activities following the UN system agencies' standards and guidance for site visits and field monitoring
- Special or scheduled audits: Each UN organization, in collaboration with other UN system agencies (where so desired and in consultation with the respective coordinating Ministry) will establish an annual audit plan, giving priority to audits of Implementing Partners with large amounts of cash assistance provided by the UN system agencies, and those whose financial management capacity needs strengthening

<sup>86</sup> For example, gender indicators are needed to better understand time use, asset ownership, and violence against women and girls.

<sup>87</sup> It will draw on the [United Nations Evaluation Group guidelines](#) and [UN Women Evaluation Handbook: How to manage gender responsive evaluations](#) for conducting evaluations.

<sup>88</sup> Procedures for the Harmonized Approach to Cash Transfers (HACT) only apply to UNDP, UNFPA and UNICEF.





## Communication of Results

The United Nations Communication Group (UNCG) serves as a mechanism to increase the visibility and impact of UN programmatic work. It pools communication expertise and resources to enhance communication, especially joint communication, by UN System agencies. The UN Communications Group is made up of communications experts and focal points from UN system agencies. It is chaired by the UN Resident Coordinator or head of the United Nations Information Centre (UNIC) who reports to the UNCT on the group's planned activities and results. Communications focal points will be appointed for each RG. The UNCG has the following specific responsibilities:

- Jointly implement the UN Communication Strategy to reach the objectives of the UNSDF. Prepare a common communication calendar; and organise and execute joint communication and outreach for greater impact, including but not limited to UN events and campaigns, common themes and national/international/UN days related to the mandates of UN System agencies.
- Develop, update and undertake outreach of key messages related to UNSDF results in consultation with the RGs and UNCT, including through the UN in India website and social media platforms.
- Ensure UN communication infrastructure, including website, social media and videos, is accessible to all.
- Undertake joint monitoring of communication outreach, as well as monitoring of media on key themes.
- Develop common templates to harmonize visual identity.
- Prepare contributions to the Resident Coordinator's Annual Report, the annual Country Results Report and any other strategic document requested by the Resident Coordinator or the UNCT.





## Common Budgetary Framework

Summary of Outcomes	Common Budget Framework ('000 USD)		
	Total [A]	Projected available [B]	To mobilize [A-B]
<b>Priority I. Poverty and urbanisation</b> <b>Outcome 1.</b> By 2022, institutions are strengthened to progressively deliver universal access to basic services, employment, and sustainable livelihoods in poor and excluded rural and urban areas	\$117,785	\$67,845	\$49,940
<b>Priority II. Health, water and sanitation</b> <b>Outcome 2.</b> By 2022, there is improved and more equitable access to, and utilization of, quality, affordable health, water, and sanitation services	\$545,212	\$227,825	\$317,387
<b>Priority III. Education and employability</b> <b>Outcome 3.</b> By 2022, more children, young people, and adults, especially those from vulnerable groups, enjoy access to quality learning for all levels of education	\$117,852	\$59,334	\$58,518
<b>Priority IV. Nutrition and food security</b> <b>Outcome 4.</b> By 2022, all children enjoy essential nutrition services and rural small-holders and other vulnerable groups have improved livelihoods and greater access to a nutritionally adequate food basket	\$198,275	\$126,262	\$72,013
<b>Priority V. Climate Change, clean energy and disaster resilience</b> <b>Outcome 5.</b> By 2022, environmental and natural resource management (NRM) is strengthened and communities have increased access to clean energy and are more resilient to climate change and disaster risks	\$378,780	\$247,478	\$131,302
<b>Priority VI. Skilling, entrepreneurship and job creation</b> <b>Outcome 6.</b> By 2022, People vulnerable to social, economic and environmental exclusion have increased opportunities for productive employment through decent jobs and entrepreneurship	\$101,134	\$55,789	\$45,345
<b>Priority VII. Gender equality and youth development</b> <b>Outcome 7.</b> By 2022, women, children, and young people have greater opportunities and enjoy an environment that advances their social, economic, and political rights	\$128,842	\$63,507	\$65,335
<b>Other</b> <sup>89</sup>	\$1,065	\$1,065	
<b>TOTAL</b>	<b>\$1,588,945</b>	<b>\$849,105</b>	<b>\$739,840</b>

89. This includes some cross-cutting work of certain specialized agencies, such as UNHCR.



## GoI-UN SDF Results Framework [2018-2022]

Outcomes	Indicators, Baselines, Targets	Means of Verification																		
<b>Priority I. Poverty and urbanisation</b>																				
<b>National Development Goals<sup>90</sup>:</b> Poverty free India: Inclusive Growth, Rapid Economic Development, Infrastructure and Connectivity, Housing for All <b>SDGs<sup>91</sup>:</b> 1. Poverty reduction; 8. Promote sustained, inclusive and sustainable economic growth, full and productive employment and decent work for all; 10. Reduce inequality within and among countries; 16. Promote peaceful and inclusive societies for sustainable development, provide access to justice for all and build effective, accountable and inclusive institutions at all levels; 5. Achieve gender equality and empower all women and girls; <b>Related Human Rights Commitments<sup>92</sup>:</b> Universal Periodic Review (3rd cycle) and UN treaty body recommendations																				
<b>Outcome 1.</b> By 2022, institutions are strengthened to progressively deliver universal access to basic services*, employment, and sustainable livelihoods in poor and excluded urban areas <i>* Focus: Judicial, Financial, Housing, and Sanitation services</i>	<b>1.1 Percentage of poor households with deprivations in select states</b> (deprivation to be identified for monitoring) <sup>93</sup>	Global Multidimensional Poverty Index 2018																		
	<table style="width: 100%; border-collapse: collapse;"> <tr> <td style="width: 50%;"></td> <td style="text-align: center; width: 20%;">Baseline:</td> <td style="text-align: center; width: 30%;">Target:</td> </tr> <tr> <td>Total</td> <td style="text-align: center;">TBD</td> <td style="text-align: center;">TBD</td> </tr> <tr> <td>Female headed households</td> <td style="text-align: center;">TBD</td> <td style="text-align: center;">TBD</td> </tr> <tr> <td>SC</td> <td style="text-align: center;">TBD</td> <td style="text-align: center;">TBD</td> </tr> <tr> <td>ST</td> <td style="text-align: center;">TBD</td> <td style="text-align: center;">TBD</td> </tr> <tr> <td>Persons with disabilities</td> <td style="text-align: center;">TBD</td> <td style="text-align: center;">TBD</td> </tr> </table>			Baseline:	Target:	Total	TBD	TBD	Female headed households	TBD	TBD	SC	TBD	TBD	ST	TBD	TBD	Persons with disabilities	TBD	TBD
			Baseline:	Target:																
	Total		TBD	TBD																
	Female headed households		TBD	TBD																
	SC		TBD	TBD																
ST	TBD	TBD																		
Persons with disabilities	TBD	TBD																		
<b>1.2 Proportion of the population facing impoverishing health expenditures</b>	<table style="width: 100%; border-collapse: collapse;"> <tr> <td style="width: 50%;"></td> <td style="text-align: center; width: 20%;">Baseline:</td> <td style="text-align: center; width: 30%;">Target:</td> </tr> <tr> <td>Total</td> <td style="text-align: center;">5%</td> <td style="text-align: center;">2%</td> </tr> </table>		Baseline:	Target:	Total	5%	2%													
	Baseline:	Target:																		
Total	5%	2%																		
<b>1.3 Number of states/UTs providing single point access to services at the local level</b>	<table style="width: 100%; border-collapse: collapse;"> <tr> <td style="width: 50%;"></td> <td style="text-align: center; width: 20%;">Baseline:</td> <td style="text-align: center; width: 30%;">Target:</td> </tr> <tr> <td>Total</td> <td style="text-align: center;">0</td> <td style="text-align: center;">10</td> </tr> </table>		Baseline:	Target:	Total	0	10													
	Baseline:	Target:																		
Total	0	10																		
<b>1.4. Number of states implementing digital or any other innovation in public service delivery</b>	<table style="width: 100%; border-collapse: collapse;"> <tr> <td style="width: 50%;"></td> <td style="text-align: center; width: 20%;">Baseline:</td> <td style="text-align: center; width: 30%;">Target:</td> </tr> <tr> <td>Total</td> <td style="text-align: center;">TBD</td> <td style="text-align: center;">TBD</td> </tr> </table>		Baseline:	Target:	Total	TBD	TBD													
	Baseline:	Target:																		
Total	TBD	TBD																		
<b>1.5 Percentage of vulnerable and marginalised population groups obtaining tangible benefits from enabling legislations and schemes</b>	<table style="width: 100%; border-collapse: collapse;"> <tr> <td style="width: 50%;"></td> <td style="text-align: center; width: 20%;">Baseline:</td> <td style="text-align: center; width: 30%;">Target:</td> </tr> <tr> <td>Total</td> <td style="text-align: center;">0</td> <td style="text-align: center;">30</td> </tr> <tr> <td>People with disabilities</td> <td style="text-align: center;">3</td> <td style="text-align: center;">5</td> </tr> </table>		Baseline:	Target:	Total	0	30	People with disabilities	3	5										
	Baseline:	Target:																		
Total	0	30																		
People with disabilities	3	5																		
<b>1.6 Number of States in which Gram Panchayats prepare integrated plans with participation of vulnerable population groups to achieve the SDGs</b>	<table style="width: 100%; border-collapse: collapse;"> <tr> <td style="width: 50%;"></td> <td style="text-align: center; width: 20%;">Baseline:</td> <td style="text-align: center; width: 30%;">Target:</td> </tr> <tr> <td>Total</td> <td style="text-align: center;">0</td> <td style="text-align: center;">10</td> </tr> </table>		Baseline:	Target:	Total	0	10													
	Baseline:	Target:																		
Total	0	10																		

90. See: <https://sustainabledevelopment.un.org/post2015/transformingourworld>, <http://unstats.un.org/sdgs/indicators/indicators-list/> [http://niti.gov.in/writereaddata/files/new\\_initiatives/NITI%20VC%20Presentation%20Governors%20Conference\\_Oct12\\_En.pdf](http://niti.gov.in/writereaddata/files/new_initiatives/NITI%20VC%20Presentation%20Governors%20Conference_Oct12_En.pdf)

91. See: <https://sustainabledevelopment.un.org/post2015/transformingourworld>, <http://unstats.un.org/sdgs/indicators/indicators-list/>

92. UPR recommendations (A/HRC/36/10) 161.197; 161.243; 161.88; 161.158; 161.155; 161.157; 161.168; 161.159; 161.161; 161.241; 161.72; 161.99; 161.69; 161.154. Committee on the Elimination of Discrimination against Women – Concluding observations on the combined fourth and fifth periodic reports of India (CEDAW/C/IND/CO/4-5), July 2014. Committee on the Rights of the Child – Concluding observations on the combined third and fourth periodic reports of India (CRC/C/IND/CO/3-4), July 2014. Committee on Economic, Social and Cultural Rights – Concluding observations on the 2nd - 5th periodic reports of India (E/C.12/IND/CO/5), August 2008. Committee on the Elimination of Racial Discrimination – Concluding observation reports on the 15th - 19th periodic reports of India (CERD/C/IND/CO/19), May 2007. Human Rights Committee – Concluding observations on the third periodic report of India (CCPR/C/79/Add.81), August 1997. UN Convention on the Rights of Persons with Disabilities.

93. The baselines and targets will depend on states and districts identified by the GoI and UN agencies for intervention. Once this is mutually agreed upon, data can be made available from SECC data base.



## GoI-UN SDF Results Framework [2018-2022]

Outcomes	Indicators, Baselines, Targets	Means of Verification															
	<p><b>1.7 Percentage of vulnerable households with children receiving cash transfer from selected flagship social protection programmes at the national and state level</b></p> <p>Baseline: Target: Total TBD +10%</p>	Direct Benefit Transfer Portal <sup>94</sup>															
	<p><b>1.8 Number of States that increase budget allocations (by 3 percentage points<sup>95</sup>) for the key programmes<sup>96</sup> for children and adolescent in health, education, nutrition and protection.<sup>97</sup></b></p> <p>Baseline: Target: Total 0 16 States</p>	Statements available in the public domain on annual basis for the programmes referred to in the footnote															
	<p><b>1.9 Proportion of Union budget earmarked for SC, ST, children, women and PWDs.</b></p> <p>Baseline: Target:</p> <table> <tr> <td>Children</td> <td>3.3% (2017-18)</td> <td>5% (2022-23)</td> </tr> <tr> <td>SC</td> <td>2.44%</td> <td>TBD</td> </tr> <tr> <td>ST</td> <td>1.49%</td> <td>TBD</td> </tr> <tr> <td>Women</td> <td>5.28%</td> <td>TBD</td> </tr> <tr> <td>PWDs</td> <td>TBC</td> <td>TBD</td> </tr> </table>	Children	3.3% (2017-18)	5% (2022-23)	SC	2.44%	TBD	ST	1.49%	TBD	Women	5.28%	TBD	PWDs	TBC	TBD	Ministry of Finance Union Budget
Children	3.3% (2017-18)	5% (2022-23)															
SC	2.44%	TBD															
ST	1.49%	TBD															
Women	5.28%	TBD															
PWDs	TBC	TBD															
	<p><b>1.10 Proportion of total government spending on essential services (education, health and social protection)</b></p> <p>Baseline: Target:</p> <table> <tr> <td>Education</td> <td>3.7% (2017-18)</td> <td>5% (2022-23)</td> </tr> <tr> <td>Health</td> <td>2.28% (2017-18)</td> <td>TBD</td> </tr> <tr> <td>Social Protection</td> <td>1.83% (2017-18)</td> <td>TBD</td> </tr> </table>	Education	3.7% (2017-18)	5% (2022-23)	Health	2.28% (2017-18)	TBD	Social Protection	1.83% (2017-18)	TBD	Ministry of Finance Annual Report						
Education	3.7% (2017-18)	5% (2022-23)															
Health	2.28% (2017-18)	TBD															
Social Protection	1.83% (2017-18)	TBD															
	<p><b>1.11 Percentage of poor households covered through formal/affordable and accessible housing</b></p> <p>Baseline: Target: Accessible housing 3% 5%</p>	National Sample Survey Organization															
	<p><b>1.12 Number of new partnerships for social housing and related skills development formed between government, private sector, vertical funds, and foundations</b></p> <p>Baseline: Target: Total 0 10</p>	Ministry of Housing and Urban Affairs Ministry of Rural Development (including MIS Reports)															
	<p><b>1.13 Proportion of cities with integrated development plans</b></p> <p>Baseline: Target: Total 0 5</p>	Ministry of Housing and Urban Affairs State Urban Portal															
	<p><b>1.14 Proportion of population living in cities that implement urban and regional development plans integrating population projections and resource needs by size of the city</b></p> <p>Baseline: Target: Total TBD TBD</p>	Ministry of Housing and Urban Affairs															

94. <https://dbtbharat.gov.in/scheme/schemelist>

95. Over a period of 5 years

96. child focused programmes are: **EDUCATION** – Sarva Shiksha Abhiyan (SSA), Rashtriya Madhyamika Shiksha Abhiyan (RMSA), Central Sponsored schemes specifically for educational development of Scheduled Tribe, Scheduled Caste and Minorities (Scholarships, Residential Schools, Vocational Training etc.), Mid-Day Meal Scheme. **Child Survival and development (include 2 sectors - health, nutrition)** - National Health Mission (NHM) – Includes JSY, RBSK, National Health Protection Schemes (NHPS) – The RSBY was renamed RSSY in 2016-17 and NHPS in 2017-18, Integrated Child Development Services (ICDS) – Anganwadi Services + National Nutrition Mission + Maternity Benefit Programme, Scheme for Adolescent Girls (SABLA). WASH - Swachh Bharat Mission (SBM). **CHILD PROTECTION** - Integrated Child Protection Scheme (ICPS) - (This has been reclassified under ICDS as Child Protection Scheme and scheme for welfare of working children in need of care & protection), Beti Bachao Beti Padhao (BBBP) - (This has been reclassified under Mission for Empowerment and Protection for Women)

97. same as above



## GoI-UN SDF Results Framework [2018-2022]

Outcomes	Indicators, Baselines, Targets	Means of Verification
	<p><b>1.15 Percentage of scheduled tribes and other forest dwelling women with access to forest land for habitation, cultivation and forest based livelihoods</b></p> <p style="text-align: right;">Baseline:      Target:</p> <p>Total              17.8 Lakhs      2.31 Lakhs</p>	Ministry of Rural Development (including MIS Reports) District Mineral Foundation Reports Ministry of Tribal Affairs
	<p><b>1.16 Strengthened capacity of practitioners to implement actions to improve urban issues</b></p> <p style="text-align: right;">Baseline:      Target:</p> <p>Total              TBD              TBD</p>	Ministry of Housing and Urban Affairs
	<p><b>1.17 Number of cities that adopt and implement local building technologies that are environmentally friendly and resilient</b></p> <p style="text-align: right;">Baseline:      Target:</p> <p>Total              TBD              TBD</p>	Ministry of Housing and Urban Affairs
<b>Priority II. Health, water and sanitation</b>		
<p><b>National Development Goals<sup>98</sup>:</b> A fully literate population with universal access to healthcare; Swachh Bharat; Clean air and water, Clean cities and villages.</p> <p><b>SDGs<sup>99</sup>:</b> 1. End poverty; 3. Ensure healthy lives and promote well-being for all at all ages; 5. Achieve gender equality and empower all women and girls; 6. Ensure availability and sustainable management of water and sanitation for all. 10. Reduce inequality within and among countries</p> <p><b>Related human rights commitments<sup>100</sup>:</b> Universal Periodic Review (3<sup>rd</sup> cycle) and UN treaty body recommendations</p>		
<p><b>Outcome 2.</b> By 2022, there is improved and more equitable access to, and utilization of, quality, affordable health, water, and sanitation services</p>	<p><b>2.1 Maternal Mortality Rate</b></p> <p style="text-align: right;">Baseline:      Target:</p> <p>Total              167              TBD</p>	Sample Registration System <sup>101</sup> Baseline reference period: 2011-13
	<p><b>2.2 Under – Five Mortality Rate</b></p> <p style="text-align: right;">Baseline:      Target:</p> <p>Total              50              TBD</p> <p>Urban              34              TBD</p> <p>Rural              56              TBD</p>	National Family Health Survey -IV [2015-16] <sup>102</sup>
	<p><b>2.3 Neo-Natal Mortality Rate</b></p> <p style="text-align: right;">Baseline:      Target:</p> <p>Total              26              TBD</p> <p>Urban              15              TBD</p> <p>Rural              30              TBD</p>	Sample Registration System <sup>104</sup> Baseline reference period: 2014
	<p><b>2.4 % Children under-1 year of age who are vaccinated with Pentavalent-3 <sup>104</sup></b></p> <p style="text-align: right;">Baseline:      Target:</p> <p>Total              74.8%(2015)      90%</p> <p>Male              74.35%              90%</p> <p>Female              75.3%              90%</p> <p>SC              72%              90%</p> <p>ST              65%              90%</p> <p>Children from poor households (bottom 20%)      62.4%              90%</p>	National Family Health Survey -IV [2015-16]

98. [http://niti.gov.in/writereaddata/files/new\\_initiatives/NIT1%20VC%20Presentation%20Governors%20Conference\\_Oct12\\_En.pdf](http://niti.gov.in/writereaddata/files/new_initiatives/NIT1%20VC%20Presentation%20Governors%20Conference_Oct12_En.pdf)

99. See: <https://sustainabledevelopment.un.org/post2015/transformingourworld>, <http://unstats.un.org/sdgs/indicators/indicators-list/>

100. UPR recommendations (A/HRC/36/10) 161.87; 161.175; 161.176; 161.177; 161.178; 161.179; 161.180; 161.155; 161.168; 161.170; 161.176; 161.246; 161.231. Committee on the Elimination of Discrimination against Women – Concluding observations on the combined fourth and fifth periodic reports of India (CEDAW/C/IND/CO/4-5), July 2014. Committee on the Rights of the Child – Concluding observations on the combined third and fourth periodic reports of India (CRC/C/IND/CO/3-4), July 2014. Committee on Economic, Social and Cultural Rights – Concluding observations on the 2nd - 5th periodic reports of India (E/C.12/IND/CO/5), August 2008. Committee on the Elimination of Racial Discrimination – Concluding observation reports on the 15th - 19th periodic reports of India (CERD/C/IND/CO/19), May 2007. UN Convention on the Rights of Persons with Disabilities.

101. [http://www.censusindia.gov.in/vital\\_statistics/SRS\\_Bulletins/MMR\\_Bulletin-2010-12.pdf](http://www.censusindia.gov.in/vital_statistics/SRS_Bulletins/MMR_Bulletin-2010-12.pdf); <http://niti.gov.in/content/maternal-mortality-ratio-mmr-100000-live-births>

102. <http://rchiips.org/NFHS/pdf/NFHS4/India.pdf>

103. [http://www.censusindia.gov.in/vital\\_statistics/SRS\\_Report\\_2014/9.%20SRS%20Statistical%20Report%20-Detailed%20tables-2014.pdf](http://www.censusindia.gov.in/vital_statistics/SRS_Report_2014/9.%20SRS%20Statistical%20Report%20-Detailed%20tables-2014.pdf)

104. The NFHS 4 measures “children aged 12-23 months fully immunised or DPT3 coverage. Pentavalent coverage is proposed to be measured in NFHS5. From then, fully immunised child coverage



## GoI-UN SDF Results Framework [2018-2022]

Outcomes	Indicators, Baselines, Targets	Means of Verification
	<p><b>2.5 % Women of reproductive age (15-49 yrs) having unmet need for family planning</b></p> <p>Baseline: Target:</p> <p>Total 12.9 9%(2022)</p> <p>SC 13 TBD</p> <p>ST 14 TBD</p> <p>Women living in or near 18 TBD poverty (bottom 20%) 18 TBD</p>	<p>National Family Health Survey -IV [2015-16]</p> <p>National NCD Risk Factor Survey (STEPS)</p>
	<p><b>2.6 % Proportion of women (30-49 yrs) that are screened for cervical cancer at least once in their lifetime</b></p> <p>Baseline: Target:</p> <p>Total 22.3 50% increase</p> <p>SC TBD TBD</p> <p>ST TBD TBD</p> <p>Women living in or near poverty (bottom 20%) TBD TBD</p>	<p>National Family Health Survey -IV [2015-16]</p> <p>National NCD Risk Factor Survey (STEPS)</p>
	<p><b>2.7 % Out-of-pocket expenditure on health as part of total health expenditure</b></p> <p>Baseline: Target:</p> <p>Total 62.4%(2013-14) &lt;50% (2022)</p>	<p>National Health Accounts – Ministry of Health and Family Welfare</p>
	<p><b>2.8 Proportion of the population (or sub-population) facing catastrophic health expenditures at 25% threshold</b></p> <p>Baseline: Target:</p> <p>Total 4 % (est. 2011-12) &lt;2%<sup>105</sup> (2022)</p>	<p>National Sample Survey Organization</p>
	<p><b>2.9 Proportion of total government spending on health</b></p> <p>Baseline: Target:</p> <p>Total 2.28% TBD</p>	<p>Ministry of Finance Union Budget</p>
	<p><b>2.10 % Households using improved sanitation facility<sup>106</sup></b></p> <p>Baseline: Target:</p> <p>Total 48.4(2015-16) 100%</p> <p>SC TBD 100%</p> <p>ST TBD 100%</p> <p>Households living in or near poverty (bottom 20%) TBD 100%</p>	<p>National Family Health Survey -IV [2015-16]</p>
	<p><b>2.11 % Households with an improved drinking-water source</b></p> <p>Baseline: Target:</p> <p>Total 89.9 TBD</p> <p>Urban 91.1 TBD</p> <p>Rural 89.3 TBD</p>	<p>National Family Health Survey -IV [2015-16]</p>
	<p><b>2.12 % Un-detected or un-treated hypertension among persons (aged 18 years and over)</b></p> <p>Baseline: Target:</p> <p>Total 14.6(2008-11) 25% reduction</p> <p>Male TBD TBD</p> <p>Female TBD TBD</p>	<p>National Family Health Survey -IV [2015-16]</p> <p>National NCD Risk Factor Survey (STEPS)</p> <p>Indian Council of Medical Research–India Diabetes (ICMR–INDIAB) 2008-11</p>

105. This is rough estimate based on the NHP 2017 document, which has a target for 2025, which is to decrease the indicator by 25

106. Flush to piped sewer system, flush to septic tank, flush to pit latrine, ventilated improved pit (VIP)/biogas latrine, pit latrine with slab, twin pit/composting toilet, which is not shared with any other household



## GoI-UN SDF Results Framework [2018-2022]

Outcomes	Indicators, Baselines, Targets	Means of Verification
	<p><b>2.13 % Un-detected or un-treated diabetes among persons aged (aged 18 years and over)</b></p> <p>Baseline: Target:</p> <p>Total 2.9(2008-11) 25% reduction</p> <p>Male TBD TBD</p> <p>Female TBD TBD</p>	National NCD Risk Factor Survey (STEPS)
	<p><b>2.14 % Institutional births</b></p> <p>Baseline: Target:</p> <p>Total 78.9(2015-16) TBD</p> <p>SC 78 TBD</p> <p>ST 68 TBD</p> <p>Women in lowest wealth index 60 TBD</p>	National Family Health Survey -IV [2015-16]
	<p><b>2.15</b></p> <p>Baseline: Target:</p> <p>% PLHIV tested and know their status 2015: 70.7% 90%</p> <p>% PLHIV on ART 2015: 43.4% 90%</p> <p>%PLHIV on ART with viral suppression 2015: 00% 90%</p> <p>% HIV+ Pregnant Women on ART for PMTCT 2015: 34.8% 95%</p> <p>% Reduction in New HIV Infections 2010: 102,226 78%: 25,557</p>	GLOBAL AIDS Monitoring Report
	<p><b>2.16 Percentage of adolescent girls 15-19 years who are already mothers or pregnant at the time of survey</b></p> <p>Baseline: Target:</p> <p>Total 7.9 &lt;5</p>	National Family Health Survey -IV [2015-16]
	<p><b>2.17 Percentage of children (ages 12-23 months) fully immunized</b></p> <p>Baseline: Target:</p> <p>Total 62 90(national); no state below 80% and no district &lt;75%</p> <p>Urban 64 TBD</p> <p>Rural 61 TBD</p> <p>SC 63 TBD</p> <p>ST 56 TBD</p> <p>Women in lowest wealth index 53 TBD</p>	National Family Health Survey -IV [2015-16]
	<p><b>2.18 Percentage of pregnant women receiving 4 or more ANC visits</b></p> <p>Baseline: Target:</p> <p>Total 51.2 80</p> <p>Urban 66.4 TBD</p> <p>Rural 44.8 TBD</p> <p>SC 49 TBD</p> <p>ST 46 TBD</p> <p>Women in lowest wealth index 25 TBD</p>	National Family Health Survey -IV [2015-16]

107. NSSO(2016), Percentage of households contributing to open defecation in rural areas. [http://mospi.nic.in/sites/default/files/publication\\_reports/Swachhta\\_Status\\_Report%202016\\_17apr17.pdf](http://mospi.nic.in/sites/default/files/publication_reports/Swachhta_Status_Report%202016_17apr17.pdf)



## GoI-UN SDF Results Framework [2018-2022]

Outcomes	Indicators, Baselines, Targets	Means of Verification
	<b>2.19 Percentage of children with diarrhoea in last two weeks, who received Oral Rehydration Solution (ORS)</b> Baseline:                      Target: Total                              50.6                              70	National Family Health Survey -IV [2015-16]
	<b>2.20 Proportion of rural population practicing open defecation<sup>107</sup></b> Baseline:                      Target: Total                              52.1(2016)                      20	National Family Health Survey -IV [2015-16]
<b>Priority III. Education and employability</b>		
<b>National Development Goals<sup>108</sup>:</b> A fully literate population with universal access to healthcare; Industry and services: Creating well-paid jobs; Education and skill development <b>SDGs<sup>109</sup>:</b> 4. Ensure inclusive and equitable quality education and promote life-long learning opportunities for all; 5. Achieve gender equality and empower all women and girls; 5.4 Recognize unpaid care and domestic work through the provision of public services and social protection policies; 10. Reduce inequality within and among countries <b>Related human rights commitments<sup>110</sup>:</b> Universal Periodic Review (3 <sup>rd</sup> cycle) and UN treaty body recommendations		
<b>Outcome 3.</b> By 2022, more children, young people, and adults, especially those from vulnerable groups, enjoy access to quality learning for all levels of education  <i>Note.</i> <i>Data are not available for children with disabilities. UN system agencies will continue to advocate with the government for their collection, analysis, and dissemination in NSSO</i>	<b>ACCESS:</b> <b>3.1 Net / Adjusted Attendance /enrolment rates<sup>111</sup></b> <i>a. Pre-primary<sup>112</sup> (Gross Enrolment Ratio)</i> Baseline (2015):      Target (2022): Total                      12.2                      25.0 Male                      12.6                      26.0 Female                      11.8                      25.0	UNESCO Institute for Statistics <sup>113</sup>
	<i>b. % of children (3 to 5 years) enrolled at Early Childhood education</i> Baseline (2015):      Target (2022): Total                      69                      90 Male                      69                      90 Female                      70                      90	Rapid Survey On Children (RSOC), MWCD <sup>114</sup>

108. [http://niti.gov.in/writereaddata/files/new\\_initiatives/NITI%20VC%20Presentation%20Governors%20Conference\\_Oct12\\_En.pdf](http://niti.gov.in/writereaddata/files/new_initiatives/NITI%20VC%20Presentation%20Governors%20Conference_Oct12_En.pdf)

109. See: <https://sustainabledevelopment.un.org/post2015/transformingourworld>, <http://unstats.un.org/sdgs/indicators/indicators-list/>

110. UPR recommendations (A/HRC/36/10) 161.181; 161.182; 161.183; 161.184; 161.185; 161.186; 161.187; 161.188; 161.189; 161.240; 161.244; 161.101; 161.63; 161.64. Committee on the Elimination of Discrimination against Women – Concluding observations on the combined fourth and fifth periodic reports of India (CEDAW/C/IND/CO/4-5), July 2014. Committee on the Rights of the Child – Concluding observations on the combined third and fourth periodic reports of India (CRC/C/IND/CO/3-4), July 2014. Committee on the Rights of the Child – Concluding observations on the report submitted by India under article 12, paragraph 1, of the Optional Protocol to the Convention on the Rights of the Child on the sale of children, child prostitution and child pornography (CRC/C/OPSC/IND/CO/1), July 2014. Committee on Economic, Social and Cultural Rights – Concluding observations on the 2nd - 5th periodic reports of India (E/C.12/IND/CO/5), August 2008. UN Convention on the Rights of Persons with Disabilities.

111. If Net Attendance is not available, Adjusted Net Enrolment Rate (ANER) will be used to monitor the progress.

112. Early childhood educational development programmes are targeted at children aged 0 to 2 years; and pre-primary education programmes are targeted at children aged 3 years until the age to start primary education. The upper age limit for the pre-primary education category depends in each case on the theoretical age of entry into ISCED level 1, i.e. primary education

113. <http://uis.unesco.org/en/country/in>

114. <http://wcd.nic.in/acts/rapid-survey-children-rsoc-2013-14>



## GoI-UN SDF Results Framework [2018-2022]

Outcomes	Indicators, Baselines, Targets	Means of Verification																								
	<p><i>Primary (Net Attendance Rate)</i></p> <table> <tr> <td></td> <td>Baseline (2015):</td> <td>Target (2022):</td> </tr> <tr> <td>Total</td> <td>88</td> <td>93</td> </tr> <tr> <td>Male</td> <td>89</td> <td>94</td> </tr> <tr> <td>Female</td> <td>88</td> <td>93</td> </tr> <tr> <td>Children from poor households (bottom 20%)</td> <td>82</td> <td>90</td> </tr> <tr> <td>SC</td> <td>87</td> <td>93</td> </tr> <tr> <td>ST</td> <td>87</td> <td>93</td> </tr> <tr> <td>Muslim</td> <td>84</td> <td>90</td> </tr> </table>		Baseline (2015):	Target (2022):	Total	88	93	Male	89	94	Female	88	93	Children from poor households (bottom 20%)	82	90	SC	87	93	ST	87	93	Muslim	84	90	<p>National Sample Survey Organisation (NSSO)<sup>115</sup> U-DISE (EMIS)<sup>116</sup></p>
	Baseline (2015):	Target (2022):																								
Total	88	93																								
Male	89	94																								
Female	88	93																								
Children from poor households (bottom 20%)	82	90																								
SC	87	93																								
ST	87	93																								
Muslim	84	90																								
	<p><i>Lower secondary (Elementary) – Net Attendance Rate</i></p> <table> <tr> <td></td> <td>Baseline (2015):</td> <td>Target (2022):</td> </tr> <tr> <td>Total</td> <td>92</td> <td>97</td> </tr> <tr> <td>Male</td> <td>93</td> <td>97</td> </tr> <tr> <td>Female</td> <td>91</td> <td>92</td> </tr> <tr> <td>Children from poor households (bottom 20%)</td> <td>85</td> <td>95</td> </tr> <tr> <td>SC</td> <td>89</td> <td>95</td> </tr> <tr> <td>ST</td> <td>85</td> <td>95</td> </tr> <tr> <td>Muslim</td> <td>86</td> <td>95</td> </tr> </table>		Baseline (2015):	Target (2022):	Total	92	97	Male	93	97	Female	91	92	Children from poor households (bottom 20%)	85	95	SC	89	95	ST	85	95	Muslim	86	95	<p>National Sample Survey Organisation (NSSO) U-DISE (EMIS)</p>
	Baseline (2015):	Target (2022):																								
Total	92	97																								
Male	93	97																								
Female	91	92																								
Children from poor households (bottom 20%)	85	95																								
SC	89	95																								
ST	85	95																								
Muslim	86	95																								
	<p><i>Secondary (secondary and higher secondary) – Net Attendance Rate</i></p> <table> <tr> <td></td> <td>Baseline (2015):</td> <td>Target (2022):</td> </tr> <tr> <td>Total</td> <td>76</td> <td>85</td> </tr> <tr> <td>Male</td> <td>77</td> <td>85</td> </tr> <tr> <td>Female</td> <td>75</td> <td>85</td> </tr> <tr> <td>Children from poor households (bottom 20%)</td> <td>61</td> <td>80</td> </tr> <tr> <td>SC</td> <td>70</td> <td>85</td> </tr> <tr> <td>ST</td> <td>66</td> <td>80</td> </tr> <tr> <td>Muslim</td> <td>63</td> <td>80</td> </tr> </table>		Baseline (2015):	Target (2022):	Total	76	85	Male	77	85	Female	75	85	Children from poor households (bottom 20%)	61	80	SC	70	85	ST	66	80	Muslim	63	80	<p>National Sample Survey Organisation (NSSO) U-DISE (EMIS)</p>
	Baseline (2015):	Target (2022):																								
Total	76	85																								
Male	77	85																								
Female	75	85																								
Children from poor households (bottom 20%)	61	80																								
SC	70	85																								
ST	66	80																								
Muslim	63	80																								
	<p><b>3.2 Gross Enrolment Ratio</b> <i>Tertiary</i></p> <table> <tr> <td></td> <td>Baseline(2016):</td> <td>Target(2022):</td> </tr> <tr> <td>Total</td> <td>24.2</td> <td>35</td> </tr> <tr> <td>Male</td> <td>25.4</td> <td>35</td> </tr> <tr> <td>Female</td> <td>23.5</td> <td>35</td> </tr> <tr> <td>SC</td> <td>19.9</td> <td>30</td> </tr> <tr> <td>ST</td> <td>14.2</td> <td>25</td> </tr> </table>		Baseline(2016):	Target(2022):	Total	24.2	35	Male	25.4	35	Female	23.5	35	SC	19.9	30	ST	14.2	25	<p>All India Survey on Higher Education (AISHE)<sup>117</sup></p>						
	Baseline(2016):	Target(2022):																								
Total	24.2	35																								
Male	25.4	35																								
Female	23.5	35																								
SC	19.9	30																								
ST	14.2	25																								
	<p><b>3.3 Out of school children (OOSC)<sup>118</sup></b> <i>Primary school going age group</i> Estimated Number of Out-of-school children of primary school age</p> <table> <tr> <td></td> <td>Baseline(2014):</td> <td>Target(2022):</td> </tr> <tr> <td>Total</td> <td>3.4M</td> <td>1.7M</td> </tr> <tr> <td>Male</td> <td>1.8M</td> <td>0.9M</td> </tr> <tr> <td>Female</td> <td>1.6M</td> <td>0.8M</td> </tr> </table>		Baseline(2014):	Target(2022):	Total	3.4M	1.7M	Male	1.8M	0.9M	Female	1.6M	0.8M	<p>Sarva Shiksha Abhiyan</p>												
	Baseline(2014):	Target(2022):																								
Total	3.4M	1.7M																								
Male	1.8M	0.9M																								
Female	1.6M	0.8M																								

115. <http://mospi.nic.in/national-sample-survey-office-nssso>

116. <http://udise.in/>

117. <http://aishe.nic.in/aishe/home>

118. UN agencies are working with Government for harmonization of definition of OOSC





## GoI-UN SDF Results Framework [2018-2022]

Outcomes	Indicators, Baselines, Targets	Means of Verification																								
	<p><i>Lower secondary (Elementary school going age)</i> Estimated Number of Out-of-school children of lower secondary school age</p> <table> <thead> <tr> <th></th> <th>Baseline (2015):</th> <th>Target (2022):</th> </tr> </thead> <tbody> <tr> <td>Total</td> <td>2.6M</td> <td>0.3M</td> </tr> <tr> <td>Male</td> <td>1.3M</td> <td>0.65M</td> </tr> <tr> <td>Female</td> <td>1.3M</td> <td>0.65M</td> </tr> <tr> <td>Disability<sup>119</sup></td> <td>2139943 (elementary level)</td> <td></td> </tr> </tbody> </table>		Baseline (2015):	Target (2022):	Total	2.6M	0.3M	Male	1.3M	0.65M	Female	1.3M	0.65M	Disability <sup>119</sup>	2139943 (elementary level)		Sarva Shiksha Abhiyan									
	Baseline (2015):	Target (2022):																								
Total	2.6M	0.3M																								
Male	1.3M	0.65M																								
Female	1.3M	0.65M																								
Disability <sup>119</sup>	2139943 (elementary level)																									
	<p><b>3.4 % Young persons (15-24) not in education or training</b></p> <table> <thead> <tr> <th></th> <th>Baseline (2015):</th> <th>Target (2022):</th> </tr> </thead> <tbody> <tr> <td>Total</td> <td>41</td> <td>25</td> </tr> <tr> <td>Male</td> <td>38</td> <td>23</td> </tr> <tr> <td>Female</td> <td>46</td> <td>30</td> </tr> <tr> <td>From poor house-holds (bottom 20%)</td> <td>61</td> <td>45</td> </tr> <tr> <td>SC</td> <td>45</td> <td>35</td> </tr> <tr> <td>ST</td> <td>44</td> <td>36</td> </tr> <tr> <td>Muslim</td> <td>55</td> <td>44</td> </tr> </tbody> </table>		Baseline (2015):	Target (2022):	Total	41	25	Male	38	23	Female	46	30	From poor house-holds (bottom 20%)	61	45	SC	45	35	ST	44	36	Muslim	55	44	National Sample Survey Organisation (NSSO)
	Baseline (2015):	Target (2022):																								
Total	41	25																								
Male	38	23																								
Female	46	30																								
From poor house-holds (bottom 20%)	61	45																								
SC	45	35																								
ST	44	36																								
Muslim	55	44																								
	<p><b>3.5 Literacy rate for young (15-24 years ) and adults (15 years+)</b></p> <table> <thead> <tr> <th></th> <th>Baseline (2015):</th> <th>Target:</th> </tr> </thead> <tbody> <tr> <td>Total</td> <td>91%</td> <td>96%</td> </tr> <tr> <td>Male</td> <td>94%</td> <td>98%</td> </tr> <tr> <td>Female</td> <td>89%</td> <td>95%</td> </tr> <tr> <td>From poor house-holds (bottom 20%)</td> <td>85%</td> <td>92%</td> </tr> <tr> <td>SC</td> <td>89%</td> <td>95%</td> </tr> <tr> <td>ST</td> <td>86%</td> <td>92%</td> </tr> <tr> <td>Muslim</td> <td>92%</td> <td>97%</td> </tr> </tbody> </table>		Baseline (2015):	Target:	Total	91%	96%	Male	94%	98%	Female	89%	95%	From poor house-holds (bottom 20%)	85%	92%	SC	89%	95%	ST	86%	92%	Muslim	92%	97%	National Sample Survey Organisation (NSSO)
	Baseline (2015):	Target:																								
Total	91%	96%																								
Male	94%	98%																								
Female	89%	95%																								
From poor house-holds (bottom 20%)	85%	92%																								
SC	89%	95%																								
ST	86%	92%																								
Muslim	92%	97%																								
	<p><b>QUALITY:</b> <b>3.6 Average Scale Score in Reading comprehension and Mathematics, at grade 3, 5 and 8</b> <b>3.6.1 Average Scale Score in Reading comprehension (RC) and Mathematics, at grade 3</b></p> <table> <thead> <tr> <th></th> <th>Baseline(2015) RC/Math:</th> <th>Target(2022) RC/Math:</th> </tr> </thead> <tbody> <tr> <td>Total</td> <td>257/252</td> <td>270/265</td> </tr> <tr> <td>Male</td> <td>256/253</td> <td>270/265</td> </tr> <tr> <td>Female</td> <td>258/252</td> <td>270/265</td> </tr> <tr> <td>SC</td> <td>256/251</td> <td>270/265</td> </tr> <tr> <td>ST</td> <td>255/250</td> <td>270/265</td> </tr> </tbody> </table>		Baseline(2015) RC/Math:	Target(2022) RC/Math:	Total	257/252	270/265	Male	256/253	270/265	Female	258/252	270/265	SC	256/251	270/265	ST	255/250	270/265	National Achievement Survey (NAS) National Council of Educational Research Training (NCERT) <sup>120</sup>						
	Baseline(2015) RC/Math:	Target(2022) RC/Math:																								
Total	257/252	270/265																								
Male	256/253	270/265																								
Female	258/252	270/265																								
SC	256/251	270/265																								
ST	255/250	270/265																								
	<p><b>3.6.2 Average Scale Score in Reading comprehension (RC) and Mathematics, at grade 5</b></p> <table> <thead> <tr> <th></th> <th>Baseline(2015) RC/Math:</th> <th>Target(2022) RC/Math:</th> </tr> </thead> <tbody> <tr> <td>Total</td> <td>241/241</td> <td>260/260</td> </tr> <tr> <td>Male</td> <td>239/240</td> <td>260/260</td> </tr> <tr> <td>Female</td> <td>243/242</td> <td>260/260</td> </tr> <tr> <td>SC</td> <td>240/240</td> <td>260/260</td> </tr> <tr> <td>ST</td> <td>239/236</td> <td>260/260</td> </tr> </tbody> </table>		Baseline(2015) RC/Math:	Target(2022) RC/Math:	Total	241/241	260/260	Male	239/240	260/260	Female	243/242	260/260	SC	240/240	260/260	ST	239/236	260/260	National Achievement Survey (NAS) National Council of Educational Research Training (NCERT)						
	Baseline(2015) RC/Math:	Target(2022) RC/Math:																								
Total	241/241	260/260																								
Male	239/240	260/260																								
Female	243/242	260/260																								
SC	240/240	260/260																								
ST	239/236	260/260																								

119. Right now % of OOSC and OOSC numbers are not available in NSSO data. It is expected to be available from next round of NSSO. Once it is available it will be monitored.

120. <http://www.ncert.nic.in/programmes/NAS/NAS.html>

## GoI-UN SDF Results Framework [2018-2022]

Outcomes	Indicators, Baselines, Targets	Means of Verification																								
	<p><b>3.6.3 Average Scale Score in Reading comprehension (RC) and Mathematics, at grade 8</b></p> <table> <tr> <td></td> <td>Baseline(2015)</td> <td>Target(2022)</td> </tr> <tr> <td></td> <td>RC/Math:</td> <td>RC/Math:</td> </tr> <tr> <td>Total</td> <td>247/245</td> <td>265/265</td> </tr> <tr> <td>Male</td> <td>246/246</td> <td>265/265</td> </tr> <tr> <td>Female</td> <td>249/245</td> <td>265/265</td> </tr> <tr> <td>SC</td> <td>244/243</td> <td>265/265</td> </tr> <tr> <td>ST</td> <td>243/245</td> <td>265/265</td> </tr> </table>		Baseline(2015)	Target(2022)		RC/Math:	RC/Math:	Total	247/245	265/265	Male	246/246	265/265	Female	249/245	265/265	SC	244/243	265/265	ST	243/245	265/265	<p>National Achievement Survey (NAS) National Council of Educational Research Training (NCERT)</p>			
	Baseline(2015)	Target(2022)																								
	RC/Math:	RC/Math:																								
Total	247/245	265/265																								
Male	246/246	265/265																								
Female	249/245	265/265																								
SC	244/243	265/265																								
ST	243/245	265/265																								
	<p><b>3.7 Completion rates<sup>121</sup> for primary, lower secondary and higher secondary school</b></p> <p><i>Primary</i></p> <table> <tr> <td></td> <td>Baseline (2015):</td> <td>Target (2022):</td> </tr> <tr> <td>Total</td> <td>89</td> <td>95</td> </tr> <tr> <td>Male</td> <td>89</td> <td>95</td> </tr> <tr> <td>Female</td> <td>89</td> <td>95</td> </tr> <tr> <td>From poor house-holds (bottom 20%)</td> <td>81</td> <td>92</td> </tr> <tr> <td>SC</td> <td>88</td> <td>95</td> </tr> <tr> <td>ST</td> <td>85</td> <td>95</td> </tr> <tr> <td>Muslim</td> <td>81</td> <td>92</td> </tr> </table>		Baseline (2015):	Target (2022):	Total	89	95	Male	89	95	Female	89	95	From poor house-holds (bottom 20%)	81	92	SC	88	95	ST	85	95	Muslim	81	92	<p>National Sample Survey Organisation</p>
	Baseline (2015):	Target (2022):																								
Total	89	95																								
Male	89	95																								
Female	89	95																								
From poor house-holds (bottom 20%)	81	92																								
SC	88	95																								
ST	85	95																								
Muslim	81	92																								
	<p><i>Secondary (lower secondary)</i></p> <table> <tr> <td></td> <td>Baseline (2015):</td> <td>Target (2022):</td> </tr> <tr> <td>Total</td> <td>78</td> <td>90</td> </tr> <tr> <td>Male</td> <td>79</td> <td>90</td> </tr> <tr> <td>Female</td> <td>78</td> <td>90</td> </tr> <tr> <td>From poor house-holds (bottom 20%)</td> <td>63</td> <td>80</td> </tr> <tr> <td>SC</td> <td>74</td> <td>85</td> </tr> <tr> <td>ST</td> <td>71</td> <td>85</td> </tr> <tr> <td>Muslim</td> <td>95</td> <td>80</td> </tr> </table>		Baseline (2015):	Target (2022):	Total	78	90	Male	79	90	Female	78	90	From poor house-holds (bottom 20%)	63	80	SC	74	85	ST	71	85	Muslim	95	80	
	Baseline (2015):	Target (2022):																								
Total	78	90																								
Male	79	90																								
Female	78	90																								
From poor house-holds (bottom 20%)	63	80																								
SC	74	85																								
ST	71	85																								
Muslim	95	80																								
	<p><b>3.8 % of children achieving minimum proficiency level in Reading and Mathematics at grades 3, 5 &amp; 8</b></p> <table> <tr> <td>Baseline:</td> <td colspan="2">Target:</td> </tr> <tr> <td>Total (Reading, Grade 5)</td> <td>43%</td> <td>58%</td> </tr> <tr> <td>Male (Reading, Grade 5)</td> <td>42%</td> <td>57%</td> </tr> <tr> <td>Female (Reading, Grade 5)</td> <td>44%</td> <td>59%</td> </tr> <tr> <td>Total (Math-Grade 5)</td> <td>49%</td> <td>64%</td> </tr> <tr> <td>Male (Math-Grade 5)</td> <td>47%</td> <td>63%</td> </tr> <tr> <td>Female (Math-Grade 5)</td> <td>50%</td> <td>65%</td> </tr> </table> <p>(3% increment annually<sup>122</sup>)</p>	Baseline:	Target:		Total (Reading, Grade 5)	43%	58%	Male (Reading, Grade 5)	42%	57%	Female (Reading, Grade 5)	44%	59%	Total (Math-Grade 5)	49%	64%	Male (Math-Grade 5)	47%	63%	Female (Math-Grade 5)	50%	65%	<p>National Achievement Survey (NAS), National Council of Educational Research Training (NCERT)<sup>123</sup></p>			
Baseline:	Target:																									
Total (Reading, Grade 5)	43%	58%																								
Male (Reading, Grade 5)	42%	57%																								
Female (Reading, Grade 5)	44%	59%																								
Total (Math-Grade 5)	49%	64%																								
Male (Math-Grade 5)	47%	63%																								
Female (Math-Grade 5)	50%	65%																								
	<p><b>3.9 Transition rate</b></p> <table> <tr> <td>Baseline:</td> <td colspan="2">Target:</td> </tr> <tr> <td>Total (primary-upper primary)</td> <td>90%</td> <td>95%</td> </tr> <tr> <td>Male</td> <td>90%</td> <td>95%</td> </tr> <tr> <td>Female</td> <td>90%</td> <td>95%</td> </tr> <tr> <td>Total (upper primary-secondary)</td> <td>91%</td> <td>95%</td> </tr> <tr> <td>Male</td> <td>93%</td> <td>95%</td> </tr> <tr> <td>Female</td> <td>89%</td> <td>95%</td> </tr> </table>	Baseline:	Target:		Total (primary-upper primary)	90%	95%	Male	90%	95%	Female	90%	95%	Total (upper primary-secondary)	91%	95%	Male	93%	95%	Female	89%	95%	<p>UDISE data<sup>124</sup></p>			
Baseline:	Target:																									
Total (primary-upper primary)	90%	95%																								
Male	90%	95%																								
Female	90%	95%																								
Total (upper primary-secondary)	91%	95%																								
Male	93%	95%																								
Female	89%	95%																								

121. By applying new methodology of calculating cycle complete rate: <http://sdg4monitoring.uis.unesco.org/metadata-global-thematic-indicators-follow-up-review-sdg4-education2030-2017.pdf>

122. Learning outcomes will be increased by 3% annually is ambitious and will be revisited during the mid-term review.

123. <http://www.ncert.nic.in/programmes/NAS/NAS.html>

124. <http://udise.in/>



## GoI-UN SDF Results Framework [2018-2022]

Outcomes	Indicators, Baselines, Targets	Means of Verification																					
	<p><b>3.10 Proportion of schools with access to adapted infrastructure and materials for students with disabilities /disabled friendly ramp and toilets</b></p> <p>Baseline: Target:</p> <p>Total TBD TBD</p>	Ministry of Human Resource Development																					
<b>Priority IV. Nutrition and food security</b>																							
<p><b>National Development Goals<sup>125</sup>:</b> Agricultural transformation: Doubling farmers' incomes; Achieve sustainable food security through sustainable agriculture, efficient safety-nets, enhanced livelihood systems and poverty reduction;</p> <p><b>SDGs<sup>126</sup>:</b> 1. Poverty reduction, 2. End hunger, achieve food security and improved nutrition and promote sustainable agriculture, 5. Achieve gender equality and empower all women and girls; 10. Reduce inequality within and among countries; 13. Take urgent action to combat climate change and its impacts; 15. Ecosystems and biodiversity; 17. Strengthening means of implementation and re-utilize the global partnerships for sustainable development</p> <p><b>Related human rights commitments<sup>127</sup>:</b> Universal Periodic Review (3<sup>rd</sup> cycle) and UN treaty body recommendations</p>																							
<p><b>Outcome 4.</b> By 2022, all children enjoy essential nutrition services and rural small-holders and other vulnerable groups have improved livelihoods and greater access to a nutritionally adequate food basket</p>	<p><b>4.1 % Children under five years of age who are stunted<sup>128</sup></b></p> <table border="1"> <thead> <tr> <th></th> <th>Baseline (2015):</th> <th>Target (2022):</th> </tr> </thead> <tbody> <tr> <td>Total</td> <td>38.4% (2013)</td> <td>23% (40% reduction as per global target<sup>129</sup>)</td> </tr> <tr> <td>Male</td> <td>38.9%</td> <td>23.3%</td> </tr> <tr> <td>Female</td> <td>37.9%</td> <td>22.7%</td> </tr> <tr> <td>Scheduled Castes (SC)</td> <td>42.4%</td> <td>25.7%</td> </tr> <tr> <td>Scheduled Tribes (ST)</td> <td>42.3%</td> <td>26.3%</td> </tr> <tr> <td>Children from poor households (bottom 20%)</td> <td>51.4%</td> <td>30.8%</td> </tr> </tbody> </table>		Baseline (2015):	Target (2022):	Total	38.4% (2013)	23% (40% reduction as per global target <sup>129</sup> )	Male	38.9%	23.3%	Female	37.9%	22.7%	Scheduled Castes (SC)	42.4%	25.7%	Scheduled Tribes (ST)	42.3%	26.3%	Children from poor households (bottom 20%)	51.4%	30.8%	National Family Health Survey -IV [2015-16]
	Baseline (2015):	Target (2022):																					
Total	38.4% (2013)	23% (40% reduction as per global target <sup>129</sup> )																					
Male	38.9%	23.3%																					
Female	37.9%	22.7%																					
Scheduled Castes (SC)	42.4%	25.7%																					
Scheduled Tribes (ST)	42.3%	26.3%																					
Children from poor households (bottom 20%)	51.4%	30.8%																					
	<p><b>4.2 % of rural households consuming less than 80% percent of Recommended Dietary Allowance (RDA)</b> (Reference States: in rural areas of Odisha and North-East)</p> <table border="1"> <thead> <tr> <th></th> <th>Baseline</th> <th>Target</th> </tr> </thead> <tbody> <tr> <td>Odisha</td> <td>16%</td> <td>8%</td> </tr> <tr> <td>NER</td> <td>29%</td> <td>15%</td> </tr> <tr> <td>Odisha (Bottom 30%)</td> <td>35%</td> <td>18%</td> </tr> <tr> <td>NER (Bottom 30%)</td> <td>54%</td> <td>27%</td> </tr> <tr> <td>Income Group</td> <td></td> <td></td> </tr> </tbody> </table>		Baseline	Target	Odisha	16%	8%	NER	29%	15%	Odisha (Bottom 30%)	35%	18%	NER (Bottom 30%)	54%	27%	Income Group			Estimated from National Sample Survey Organization Consumer Expenditure data			
	Baseline	Target																					
Odisha	16%	8%																					
NER	29%	15%																					
Odisha (Bottom 30%)	35%	18%																					
NER (Bottom 30%)	54%	27%																					
Income Group																							
	<p><b>4.3 % All children 6-23 months of age who were fed minimum dietary diversity<sup>130</sup></b></p> <table border="1"> <thead> <tr> <th></th> <th>Baseline:</th> <th>Target:<sup>131</sup></th> </tr> </thead> <tbody> <tr> <td>India</td> <td>22.0%</td> <td>30%</td> </tr> <tr> <td>Male</td> <td>21.7%</td> <td>30%</td> </tr> <tr> <td>Female</td> <td>22.3%</td> <td>30%</td> </tr> <tr> <td>Scheduled Castes (SC)</td> <td>21.3%</td> <td>30%</td> </tr> <tr> <td>Scheduled Tribes (ST)</td> <td>20.6%</td> <td>30%</td> </tr> <tr> <td>Children (bottom 20% HHs)</td> <td>TBD -</td> <td>TBD</td> </tr> </tbody> </table>		Baseline:	Target: <sup>131</sup>	India	22.0%	30%	Male	21.7%	30%	Female	22.3%	30%	Scheduled Castes (SC)	21.3%	30%	Scheduled Tribes (ST)	20.6%	30%	Children (bottom 20% HHs)	TBD -	TBD	National Family Health Survey -IV [2015-16]
	Baseline:	Target: <sup>131</sup>																					
India	22.0%	30%																					
Male	21.7%	30%																					
Female	22.3%	30%																					
Scheduled Castes (SC)	21.3%	30%																					
Scheduled Tribes (ST)	20.6%	30%																					
Children (bottom 20% HHs)	TBD -	TBD																					

125. [http://niti.gov.in/writereaddata/files/new\\_initiatives/NITI%20VC%20Presentation%20Governors%20Conference\\_Oct12\\_En.pdf](http://niti.gov.in/writereaddata/files/new_initiatives/NITI%20VC%20Presentation%20Governors%20Conference_Oct12_En.pdf)

126. See: <https://sustainabledevelopment.un.org/post2015/transformingourworld>, <http://unstats.un.org/sdgs/indicators/indicators-list/>

127. UPR recommendations (A/HRC/36/10) 161.153; 161.154; 161.168; 161.160; 161.194; 161.245. Committee on the Elimination of Discrimination against Women – Concluding observations on the combined fourth and fifth periodic reports of India (CEDAW/C/IND/CO/4-5), July 2014. Committee on the Rights of the Child – Concluding observations on the combined third and fourth periodic reports of India (CRC/C/IND/CO/3-4), July 2014. Committee on Economic, Social and Cultural Rights – Concluding observations on the 2nd - 5th periodic reports of India (E/C.12/IND/CO/5), August 2008. Committee on the Elimination of Racial Discrimination – Concluding observation reports on the 15th - 19th periodic reports of India (CERD/C/IND/CO/19), May 2007. UN Convention on the Rights of Persons with Disabilities.

128. Stunting: proportion of children less than 5 years of age with length or height for age < -2 z-scores of the median WHO child growth standards. IYCF Indicators, WHO 2010.

129. Target derived from World Health Assembly 2012 –Targets for Nutrition

130. Minimum dietary diversity means children received three or more food groups for breastfed children and four or more food groups for non-breastfed children

131. UNICEF India Country Office targets are to increase national estimate to 30% (from NFHS-4 national estimates of <10%)



## GoI-UN SDF Results Framework [2018-2022]

Outcomes	Indicators, Baselines, Targets	Means of Verification
	<p><b>4.4 % Women of reproductive age (15-49 years) with anaemia</b></p> <p>Baseline: Target:<sup>132</sup></p> <p>Total 53.0% 26.5.0% (50% reduction, as per global target)</p> <p>Scheduled Castes (SC) 55.9% 28%</p> <p>Scheduled Tribes (ST) 59.8% 29.9%</p> <p>Women living in or near poverty (bottom 20%) 58.6% 29.3%</p>	National Family Health Survey -IV [2015-16]
	<p><b>4.5 % Pregnant women (15-49 years) with anaemia</b></p> <p>Baseline(2005): Target:<sup>133</sup></p> <p>Total 50.3% 25.2% (50% reduction, as per global target)</p> <p>Scheduled Castes (SC) 55.9% 28%</p> <p>Scheduled Tribes (ST) 59.8% 29.9%</p> <p>Women living in or near poverty (bottom 20%) 58.6% 29.3%</p>	National Family Health Survey -IV [2015-16]
	<p><b>4.6 % of women owning the agricultural land</b></p> <p>Baseline: Target:<sup>134</sup></p> <p>Country average 12.78% 15%</p>	National Sample Survey Organization
	<p><b>4.7 % increase in agriculture productivity (per hectare yield) of small and marginal holders of major crops</b></p> <p>Baseline: Target</p> <p>Rainfed drylands</p> <p>Sorghum 1 t/ha (grain) 1.25 t/ha (grain)</p> <p>Millet 0.6 t/ha 1.5 t/ha</p> <p>Groundnut pod 0.65 t/ha 0.8 t/ha</p> <p>Chickpea 1.2 t/ha 1.6 t/ha</p>	IFAD project data <sup>135</sup>
	<p><b>4.8 %Income of rural small holders in targeted States, Districts (example: annual income by small holders (1.01-2.0 ha)</b></p> <p>Baseline: Target:</p> <p>% Income +100%</p>	IFAD project data
	<p><b>4.9 % Agricultural area under productive and sustainable agriculture (2.4.1)</b></p> <p>Baseline: Target:</p> <p>Tribal Areas 10% 60%</p>	IFAD project data
	<p><b>4.10 % of gross area under legume based cropping system (nutrition sensitive agriculture)</b></p> <p>Baseline: Target:</p> <p>Kharif 10% 30%</p> <p>Rabi 10% 15%</p>	IFAD project data
	<p><b>4.11 Proportion of degraded agricultural land to net sown area</b></p> <p>Baseline: Target:</p> <p>Tribal TBD TBD</p>	Ministry of Agriculture

132. Target derived from World Health Assembly 2012 –Targets for Nutrition

133. Target not included in but based on same methods from World Health Assembly 2012 –Targets for Nutrition

134. Target derived FAO recommendations

135. IFAD project data: Baseline and target figures reflect project intervention in specific locations. The figures are based on the ex-ante economic and financial analysis of project financial and economic feasibility.



## GoI-UN SDF Results Framework [2018-2022]

Outcomes	Indicators, Baselines, Targets	Means of Verification
<b>Priority V. Climate Change, Clean Energy and Disaster Resilience</b>		
<p><b>National Development Goals:</b> Poverty reduction, Environmental Protection, Mitigation and Adaptation to Climate Change, Mitigation of disaster risks, Biodiversity Conservation, Increase in use of Renewable Energy and Human Health.</p> <p><b>SDGs<sup>136</sup>:</b> 1. Poverty reduction; 5. Achieve gender equality and empower all women and girls; 6. Sustainable management of water and Sanitation; 7. Ensure access to affordable, reliable, sustainable and modern energy for all 11. Inclusive, Safe, and Resilient settlements; 12. Ensure sustainable consumption and production patterns; 13. Take urgent action to combat climate change and its impacts; 14. Life below water; 15. Preserve ecosystems and biodiversity</p> <p><b>Related human rights commitments<sup>137</sup>:</b> Universal Periodic Review (3<sup>rd</sup> cycle) and UN treaty body recommendations</p>		
<p><b>Outcome 5.</b> By 2022, environmental and natural resource management (NRM) is strengthened and communities have increased access to clean energy and are more resilient to climate change and disaster risks</p>	<p><b>5.1 Annual reduction in tons of CO2 (tCO2/year) in line with the Nationally Determined Contribution (NDC) and commitments under the UNFCCC</b></p> <p>Baseline: 0.5 million (2018)      Target: 1.5 million CO2 (2022)</p>	Project documentations and evaluations, Central and State government reports
	<p><b>5.2 Extent of implementation of HCFC Phase-Out Management Plan (HPMP)</b></p> <p>Baseline: 10% (2018)      Target: 35% (2022)</p>	Central government reports
	<p><b>5.3 No. of State governments that adopt and implement climate adaptation and disaster risk reduction strategies in line with the Sendai Framework</b></p> <p>Baseline: 2(2018)      Target: 6(2022)</p>	Central and State government reports
	<p><b>5.4 Terrestrial, coastal and marine areas protected, restored or managed through integrated programmes for ecosystem resilience and community based climate adaptation</b></p> <p>Baseline: 19 lakh ha (2018)      Target: 21 lakh ha (2022)</p>	Central and State government reports to Convention on Biological Diversity
	<p><b>5.5 Integrated approaches adopted to reduce pollution and environmental degradation with a focus on chemicals and waste management</b></p> <p>Baseline: 2 (2018)      Target: 4 (2022)</p>	Central and State government reports
	<p><b>5.6 Enhanced energy access within vulnerable communities</b></p> <p>Baseline: 0 (2018)      Target: 1.03 million (2022)<sup>138</sup></p>	Central and State government reports
	<p><b>5.7 Land degradation arrested and rehabilitated, and sustainable land and ecosystem management promoted for enhanced resilience of vulnerable communities and landscape</b></p> <p>Baseline: 96.4 million hectares of degraded land (2018)<sup>139</sup>      Target: TBD (2022)</p>	Central government reports to the United Nations Convention to Combat Desertification Land degradation ATLAS
	<p><b>5.8 Public expenditure on conservation and sustainable use of biodiversity and ecosystems</b></p> <p>Baseline: TBD      Target: TBD</p>	Ministry of Finance Annual Report

136. See: <https://sustainabledevelopment.un.org/post2015/transformingourworld>, <http://unstats.un.org/sdgs/indicators/indicators-list/>

137. Universal Periodic Review 3rd cycle) recommendations (A/HRC/36/10) 161.90; 161.91; 161.92; 161.93; 161.94.

138. UNWOMEN Strategic note 2018 to 2022 and UNDP CDP. Target shows vulnerable communities provided access through UN initiatives.

139. Total geographical area of 29.32% or 96.4million hectares is undergoing degradation in India: <http://www.indiaenvironmentportal.org.in/content/431916/desertification-and-land-degradation-atlas-of-india/>



## GoI-UN SDF Results Framework [2018-2022]

Outcomes	Indicators, Baselines, Targets	Means of Verification
	<b>5.9 Percentage of Households electrified</b> Baseline: 88.2 Target: TBD	Ministry of Power National Family Health Survey -IV [2015-16]
	<b>5.10 Renewable energy share in the total final energy mix</b> Baseline: TBD Target: TBD	Ministry of New and Renewable Energy Ministry of Power
	<b>5.11 Number of states with strategies for enhancing adaptive capacity and dealing with climate extreme weather events</b> Baseline: TBD Target: TBD	Ministry of Environment, Forests & Climate Change
<b>Priority VI. Skilling, entrepreneurship, and job creation</b>		
<b>National Development Goals<sup>140</sup>:</b> Industry and services: Creating well-paid jobs; Science and technology; Innovation and entrepreneurship; Promoting inclusive, productive and decent employment and enhanced employability for sustainable development;		
<b>SDGs<sup>141</sup>:</b> End poverty - 1.3 Implement nationally appropriate social protection systems and measures for all; 5. Achieve gender equality and empower all women and girls 8. Promote sustained, inclusive and sustainable economic growth, full and productive employment and decent work for all; 10. Reduce inequality within and among countries		
<b>Related human rights commitments<sup>142</sup>:</b> Universal Periodic Review (3 <sup>rd</sup> cycle) and UN treaty body recommendations		
<b>Outcome 6.</b> By 2022, People vulnerable to social, economic and environmental exclusion*, have increased opportunities for productive employment through decent jobs and entrepreneurship  <i>* Especially women, young people, and migrants</i>	<b>6.1 % MSMEs owned by sex and age</b> Baseline: Target: Male 84.29% TBD Female 15.40% TBD Other 0.31% TBD	All India report on the 6 <sup>th</sup> Economic census (Table 11) <sup>143</sup>  National Sample Survey Organization  All India Census of Micro, Small and Medium Enterprises (MSME)  Annual Survey of Industries
	<b>6.2 Percentage of youth aged 15-29 who are not in employment, education or training (NEET) (by sex)</b> Baseline: Target: Male 43% (2012) TBD Female 48% (2012) TBD Other 38% (2012) TBD	Ministry of Labour and Employment Ministry of Women and Child Development  Reports from technical education institutions  ILOSTAT database <sup>144</sup>
	<b>6.3 Percentage of eligible population covered by employment-related social security systems, i.e., aggregate of NREGP, EPFO and ESIC)</b> Baseline: Target: EPFO (Yr 2016) 40 million TBD ESIC (Yr 2016) 20 million TBD MGNREGA 258 million TBD	Ministry of Skill Development and Entrepreneurship  Mahatma Gandhi National Rural Employment Guarantee Act <sup>145</sup>

140. [http://niti.gov.in/writereaddata/files/new\\_initiatives/NITI%20VC%20Presentation%20Governors%20Conference\\_Oct12\\_En.pdf](http://niti.gov.in/writereaddata/files/new_initiatives/NITI%20VC%20Presentation%20Governors%20Conference_Oct12_En.pdf)

141. See: <https://sustainabledevelopment.un.org/post2015/transformingourworld>, <http://unstats.un.org/sdgs/indicators/indicators-list/>

142. UPR recommendations (A/HRC/36/10) 161.174; 161.39; 161.40; 161.229; 161.231; 161.237; 161.37 (Noted); 161.227 (Noted); 161.228 (Noted); 161.229; 161.231; 161.236; 161.237; 161.205; 161.172; 161.194; 161.245; 161.28 (Noted); 161.90. Committee on the Rights of the Child – Concluding observations on the combined third and fourth periodic reports of India (CRC/C/IND/CO/3-4), July 2014. Committee on the Elimination of Discrimination against Women – Concluding observations on the combined fourth and fifth periodic reports of India (CEDAW/C/IND/CO/4-5), July 2014. Committee on Economic, Social and Cultural Rights – Concluding observations on the 2nd - 5th periodic reports of India (E/C.12/IND/CO/5), August 2008. Committee on the Elimination of Racial Discrimination – Concluding observation reports on the 15th - 19th periodic reports of India (CERD/C/IND/CO/19), May 2007.

143. [http://www.mospi.gov.in/sites/default/files/economic-census/sixth\\_economic\\_census/all\\_india/14\\_Table1\\_6ecRep.pdf](http://www.mospi.gov.in/sites/default/files/economic-census/sixth_economic_census/all_india/14_Table1_6ecRep.pdf); Table 11

144. [http://www.ilo.org/ilostat/faces/oracle/webcenter/portalapp/pagehierarchy/Page3.jspx?MBI\\_ID=20&\\_afLoop=2340241486423&\\_afWindowMode=0&\\_afWindowId=fwegzkwy1\\_1#%40%40%3F\\_afWindowId%3Dfwegzkwy1\\_1%26\\_afLoop%3D2340241486423%26MBI\\_ID%3D20%26\\_afWindowMode%3D0%26\\_adf.ctrl-state%3Dfwegzkwy1\\_45](http://www.ilo.org/ilostat/faces/oracle/webcenter/portalapp/pagehierarchy/Page3.jspx?MBI_ID=20&_afLoop=2340241486423&_afWindowMode=0&_afWindowId=fwegzkwy1_1#%40%40%3F_afWindowId%3Dfwegzkwy1_1%26_afLoop%3D2340241486423%26MBI_ID%3D20%26_afWindowMode%3D0%26_adf.ctrl-state%3Dfwegzkwy1_45)

145. [http://mnregaweb4.nic.in/netnrega/state\\_html/UID\\_rpt.aspx?lflag=eng&fin\\_year=2017-2018&source=national&labels=labels&Digest=cT/J7ChEq5LofEr0AmsuAQ](http://mnregaweb4.nic.in/netnrega/state_html/UID_rpt.aspx?lflag=eng&fin_year=2017-2018&source=national&labels=labels&Digest=cT/J7ChEq5LofEr0AmsuAQ)



## GoI-UN SDF Results Framework [2018-2022]

Outcomes	Indicators, Baselines, Targets	Means of Verification
	<b>6.4 Number of people certified under the Recognition of Prior Learning (RPL) framework</b> Baseline: 398519 Target: TBD PMKVY	Ministry of Labour and Employment Ministry of Skill Development and Entrepreneurship
	<b>6.5 No. of States adopting skill and entrepreneurship development policy and reporting increase in budgetary spending</b> Baseline: 5 Target: TBD No. of states	Ministry of Skill Development and Entrepreneurship State Skill Development Missions
	<b>6.6 Proportion of time spent on unpaid domestic and care work</b> Baseline: 6 Target: TBD	Data to be available when Ministry of Statistics and Programme Implementation has conducted the planned Time Use Survey. The current reference for the baseline figure is an old pilot Time Use Survey <sup>146</sup>
	<b>6.7 No. of manual scavengers rehabilitated under the Self-Employment Scheme for Rehabilitation of Manual Scavengers</b> Baseline: 23,565 <sup>147</sup> Target: TBD	National Safai Karamcharis Finance & Development Corporation (Ministry of Social Justice and Empowerment)
	<b>6.8 Unemployment rate, by sex, age and persons with disabilities</b> Baseline: 2.1 Target: TBD Male Female 15-17 years 18-29 years 30 years + PWD	National Sample Survey Organization (2011-12) Ministry of Labour and Employment
	<b>6.9 % Informal employment in agriculture and non-agriculture employment, by sex</b> Baseline: TBD Target: TBD	National Sample Survey Organization (2011-12)
	<b>6.10 Labour force participation rate for women</b> Baseline: 31.2 Target: TBD	National Sample Survey Organization (2011-12)
	<b>6.11 Total government spending on employment programmes as a proportion of the national budget and GDP</b> Baseline: TBD Target: TBD	Ministry of Finance Annual Report

146. <https://counterview.org/2017/04/12/indias-time-use-data-show-women-spend-69-03-hours-on-total-work-men-spend-62-71-hours/>

147. <http://nskfcd.nic.in/content/home/operational-performance>



## GoI-UN SDF Results Framework [2018-2022]

Outcomes	Indicators, Baselines, Targets	Means of Verification												
<b>Priority VI. Gender equality and youth development</b>														
<p><b>National Development Goals</b><sup>148</sup>: Building an inclusive society; Education and skill development; Rule of law; Catalysing mindset change in society for gender equity</p> <p><b>SDGs</b><sup>149</sup>: 1. Poverty reduction; 3. Ensure healthy lives and promote wellbeing for all at all ages; 5. Achieve gender equality and empower all women and girls; 8. Promote sustained, inclusive and sustainable economic growth, full and productive employment and decent work for all; 10. Reduce inequality within and among countries; 11. Sustainable cities and communities; 16. Peace, justice and accountable institutions; 17. Strengthen the means of implementation and revitalize the global partnership for sustainable development</p> <p><b>Related human rights commitments</b><sup>150</sup>: Universal Periodic Review (3<sup>rd</sup> cycle) and UN treaty body recommendations</p>														
<p><b>Outcome 7.</b> By 2022, women, children, and young people have greater opportunities and enjoy an environment that advances their social, economic, and political rights</p>	<p><b>7.1 Violence against women and children</b></p> <p>7.1.1 % Women and girls ages 15-49 years subjected to physical, psychological or sexual violence by an intimate partner in the previous 12 months</p> <table border="0"> <tr> <td></td> <td>Baseline:</td> <td>Target:</td> </tr> <tr> <td>Total</td> <td>28.8%</td> <td>TBD</td> </tr> </table>		Baseline:	Target:	Total	28.8%	TBD	National Family Health Survey -IV [2015- 16] and V [2018-19]						
		Baseline:	Target:											
Total	28.8%	TBD												
	<p>7.1.2 % Women and girls aged 15- 49 years subjected to physical, sexual violence by persons other than an intimate partner in the previous 12 months</p> <table border="0"> <tr> <td></td> <td>Baseline:</td> <td>Target:</td> </tr> <tr> <td>Total</td> <td>28.8%</td> <td>TBD</td> </tr> </table>		Baseline:	Target:	Total	28.8%	TBD	National Family Health Survey -IV [2015- 16] and V [2018-19] <sup>151</sup>						
	Baseline:	Target:												
Total	28.8%	TBD												
	<p><b>7.2 Child (0-6) Sex Ratio</b></p> <table border="0"> <tr> <td></td> <td>Baseline:</td> <td>Target:</td> </tr> <tr> <td>Total</td> <td>918 (2011)</td> <td>930 (2021)</td> </tr> <tr> <td>Rural</td> <td>923 (2011)</td> <td>935 (2021)</td> </tr> <tr> <td>Urban</td> <td>905 (2011)</td> <td>910 (2021)</td> </tr> </table>		Baseline:	Target:	Total	918 (2011)	930 (2021)	Rural	923 (2011)	935 (2021)	Urban	905 (2011)	910 (2021)	National Family Health Survey -IV [2015- 16]
	Baseline:	Target:												
Total	918 (2011)	930 (2021)												
Rural	923 (2011)	935 (2021)												
Urban	905 (2011)	910 (2021)												
	<p><b>7.3 % Women aged 20-24 years who were married/ in union before age 18</b></p> <table border="0"> <tr> <td></td> <td>Baseline:</td> <td>Target:</td> </tr> <tr> <td>Total</td> <td>26.8 (2015-16)</td> <td>17</td> </tr> </table>		Baseline:	Target:	Total	26.8 (2015-16)	17	National Family Health Survey -IV [2015- 16]						
	Baseline:	Target:												
Total	26.8 (2015-16)	17												
	<p><b>7.4 Proportion of women with single ownership of housing and land</b></p> <table border="0"> <tr> <td></td> <td>Baseline:</td> <td>Target:</td> </tr> <tr> <td>Total</td> <td>38.4</td> <td>TBD</td> </tr> <tr> <td>Rural</td> <td>40.1</td> <td>TBD</td> </tr> <tr> <td>Urban</td> <td>35.2</td> <td>TBD</td> </tr> </table>		Baseline:	Target:	Total	38.4	TBD	Rural	40.1	TBD	Urban	35.2	TBD	National Family Health Survey -IV [2015- 16]
	Baseline:	Target:												
Total	38.4	TBD												
Rural	40.1	TBD												
Urban	35.2	TBD												
	<p><b>7.5 Youth Development Index (YDI)</b></p> <table border="0"> <tr> <td></td> <td>Baseline:</td> <td>Target:</td> </tr> <tr> <td>Total</td> <td>569(2017)</td> <td>0.650 (2020)</td> </tr> </table>		Baseline:	Target:	Total	569(2017)	0.650 (2020)	Rajiv Gandhi National Institute of Youth Development (RGNIID) Ministry of Youth Affairs and Sports						
	Baseline:	Target:												
Total	569(2017)	0.650 (2020)												

148. [http://niti.gov.in/writereaddata/files/new\\_initiatives/NITI%20VC%20Presentation%20Governors%20Conference\\_Oct12\\_En.pdf](http://niti.gov.in/writereaddata/files/new_initiatives/NITI%20VC%20Presentation%20Governors%20Conference_Oct12_En.pdf)

149. See: <https://sustainabledevelopment.un.org/post2015/transformingourworld>, <http://unstats.un.org/sdgs/indicators/indicators-list/>

150. UPR recommendations (A/HRC/36/10) 161.69; 161.190; 161.191; 161.192; 161.193; 161.194; 161.195; 161.196; 161.197; 161.198; 161.199; 161.202; 161.203; 161.204; 161.205; 161.206; 161.207; 161.208; 161.209; 161.210; 161.211; 161.212; 161.213; 161.214; 161.215; 161.216; 161.217; 161.218; 161.220; 161.222; 161.223; 161.224; 161.225; 161.226; 161.3; 161.4; 161.53; 161.68; 161.69; 161.102; 161.103; 161.119; 161.124. Committee on the Rights of the Child – Concluding observations on the combined third and fourth periodic reports of India (CRC/C/IND/CO/3-4), July 2014. Committee on the Rights of the Child – Concluding observations on the report submitted by India under article 12, paragraph 1, of the Optional Protocol to the Convention on the Rights of the Child on the sale of children, child prostitution and child pornography (CRC/C/OPSC/IND/CO/1), July 2014. Concluding Observations of the Committee on the Elimination of Discrimination Against Women (CEDAW/C/IND/CO/4-5 (July 2014). Committee on the Elimination of Discrimination against Women – Concluding observations on the combined fourth and fifth periodic reports of India (CEDAW/C/IND/CO/4-5), July 2014. Committee on Economic, Social and Cultural Rights – Concluding observations on the 2nd - 5th periodic reports of India (E/C.12/IND/CO/5), August 2008. Committee on the Elimination of Racial Discrimination – Concluding observation reports on the 15th - 19th periodic reports of India (CERD/C/IND/CO/19), May 2007. Human Rights Committee - Concluding observations on the third periodic report of India (CCPR/C/79/Add.81), August 1997. UN Convention on the Rights of Persons with Disabilities.

151. NFHS 4 has not yet released the data for this indicator, it is expected by 2018. Currently, data is only available from NFHS 3, which is dated (2005-06).





## GoI-UN SDF Results Framework [2018-2022]

Outcomes	Indicators, Baselines, Targets	Means of Verification
	<b>7.6 Social Institutions and Gender Index (SIGI)</b> Baseline:            Target: Total                0.26 (2014)        0.20	Social Institutions and Gender Index (SIGI) Report (OECD) <sup>152</sup>
	<b>7.7 % Women having an account at a formal financial institution</b> Baseline:            Target: Total                TBD                    TBD	Reserve Bank of India Report of the Committee on Medium-term Path on Financial Inclusion
	<b>7.8 % of number of borrowers per 100,000 adults (male &amp; female - wise)</b> Baseline:            Target: Total                TBD                    TBD	Reserve Bank of India Report of the Committee on Medium-term Path on Financial Inclusion
	<b>7.9 Number of adolescent girls and boys receiving<sup>153</sup> at least one programme/scheme targeted at adolescents</b> Baseline:            Target: Total                470,000            2.5 million	Government/ Implementing Partners Monitoring Report
	<b>7.10 Proportion of children below 5 years whose births have been registered and have a certificate</b> Baseline:            Target: Total                80%                100% Rural                76%                100% Urban               89% <sup>154</sup> 100%	National Family Health Survey -IV [2015- 16]

152. The OECD Development Centre's Social Institutions and Gender Index (SIGI) is a cross-country measure of discrimination against women in social institutions. The score for India declined in 2014 from 0.30 in 2012.

153. Receiving: Availing the services

154. Baseline is taken only available source, NFHS-4 Factsheet which refers to children under five whose birth have been registered.





## Legal Annex

AGENCY	AGREEMENT
FAO	Agreement with the Ministry of Agriculture and Farmers Welfare, Government of India
IFAD	Exchange of letters between IFAD and Ministry of Finance, on behalf of Government: Result-Based Country strategic Opportunities programme
ILO	The Decent Work Country Programme for India (2013-2017) signed by the Government of India (the Ministry of Labour and Employment), the Employers Organizations and the Workers Organizations.
IOM	A revised cooperation agreement is under discussion with the Ministry of External Affairs, in line with the agreement signed between IOM and the UN on 19 <sup>th</sup> September 2016
UNAIDS	Administration/operations are derived and implemented through two agencies, namely (a) UNDP – ensuring the coverage and extension to UNAIDS the Convention on the Privileges and Immunities of the United Nations [ACT NO. 46 OF 1947] and other derivatives thereof which may be country specific and; (b) WHO – the business processes including but not limited to Accounts, Finance, HRM, Business operating suites and systems
UNDP	Agreement between the Special Fund and the Government in 1959 and Agreement between the Government of India and the Technical Assistance Board in 1952; 1947 Act with the Government of India to give effect to the Convention on Privileges and Immunities of the United Nations
UNFPA	Special Fund and the Government of India in 1959, and the Agreement between the Government of India and the Technical Assistance Board in 1952; 1947 Immunities and Privileges Act signed by UNDP with Gol
UNEP	Host Country Agreement under discussion with the Gol, Ministry of Ministry of Environment, Forest and Climate Change
UNESCAP	Host Country Agreement with the Gol
UNESCO	Host Country Agreement with the Gol
UN-Habitat	MoU with the Government of India, signed in 1991
UNHCR	1947 Act to give effect to the Convention on Privileges and Immunities of the United Nations
UNICEF	Basic Cooperation Agreement (BCA) concluded between the Government and UNICEF on 5 April 1978.
UNIDO	2009 Agreement between UNIDO and the Government of the Republic of India regarding the Establishment of a UNIDO Sub-Regional Office in India
UNODC	Administration/operations are derived and implemented through UNDP- ensuring the coverage and extension to UNODC the Convention on the Privileges and Immunities of the United Nations [ACT NO. 46 OF 1947] and other derivatives thereof which may be country specific.
UNOPS	1947 Act with the Government of India to give effect to the Convention on Privileges and Immunities of the United Nations
UN Women	1947 Act to give effect to the Convention on Privileges and Immunities of the United Nations
WFP	Basic Agreement with Government of India; MoU (Country Strategic Plan, 2015-18) with the Government of India, represented by the Ministry of Agriculture
WHO	Basic Agreement between the World Health Organization and the Government of India.

**Whereas the Government of India (hereinafter referred to as “the Government”) has entered into the following**

Assistance to the Government shall be made available and shall be furnished and received in accordance with the relevant and applicable resolutions and decisions of the competent UN system agency’s governing structures.

The UNSDF will, in respect of each of the United Nations system agencies signing, be read, interpreted, and implemented in accordance with and in a manner that, is consistent with the basic agreement between such United Nations system agency and the Host Government.

The Government will honour its commitments in accordance with the provisions of the cooperation and assistance agreements outlined above. Without prejudice to these agreements, the Government shall apply the respective provisions of the Convention on the Privileges and Immunities of the United Nations (the “General Convention”) or the Convention on the Privileges and Immunities of the Specialized Agencies (the “Specialized Agencies Convention”) to the Agencies’ property, funds, and assets and to their officials and experts on mission. The Government shall also accord to the Agencies and their officials and to other persons performing services on behalf of the Agencies, the privileges, immunities and facilities as set out in the cooperation and assistance agreements between the Agencies and the Government. In addition, it is understood that all United Nations Volunteers shall be assimilated to officials of the Agencies, entitled to the privileges and immunities accorded to such officials under the General Convention or the Specialized Agencies Convention. The Government will be responsible for dealing with any claims, which may be brought by third parties against any of the Agencies and their officials, experts on mission or other persons performing services on their behalf and shall hold them harmless in respect of any claims and liabilities resulting from operations under the cooperation and assistance agreements, except where it is any claims and liabilities resulting from operations under the cooperation and assistance agreements, except where it is mutually agreed by Government and a particular Agency that such claims and liabilities arise from gross negligence or misconduct of that Agency, or its officials, advisors or persons performing services.

Without prejudice to the generality of the foregoing, the Government shall insure or indemnify the Agencies from civil liability under the law of the country in respect of vehicles provided by the Agencies but under the control of or use by the Government.

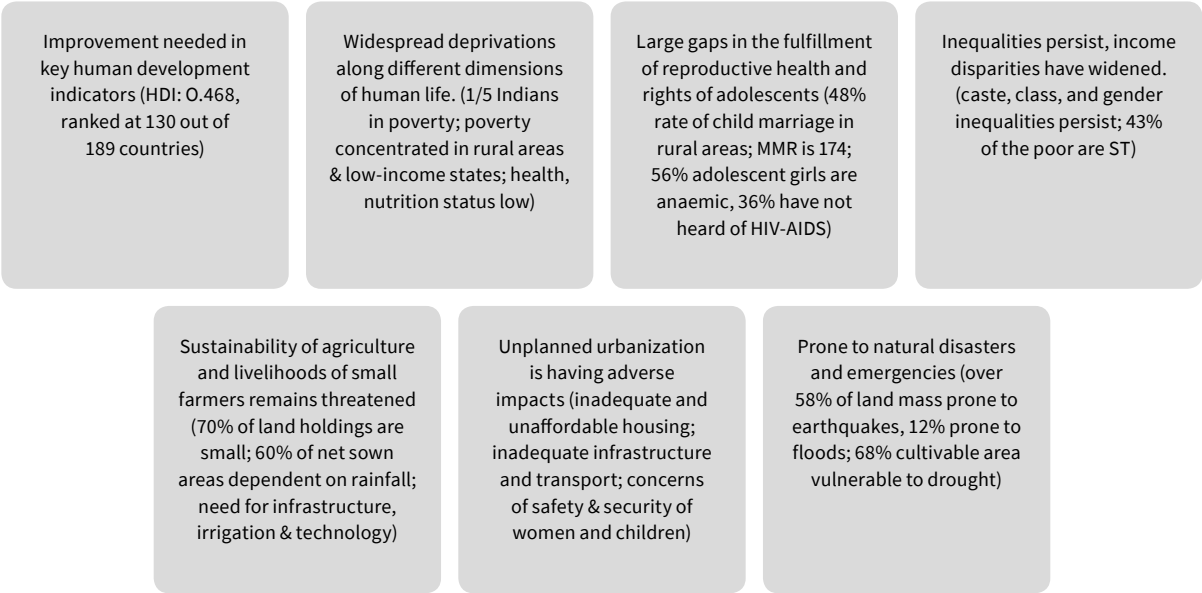
(a) “Nothing in this Agreement shall imply a waiver by the UN or any of its Agencies or Organizations of any privileges or immunities enjoyed by them or their acceptance of the jurisdiction of the courts of any country over disputes arising of this Agreement”.

(b) Nothing in or relating to this document will be deemed a waiver, expressed or implied, of the privileges and immunities of the United Nations and its subsidiary organs, including WFP, whether under the Convention on the Privileges and Immunities of the United Nations of 13th February 1946, the Convention on the Privileges and Immunities of the Specialized Agencies of 21st November 1947, as applicable, and no provisions of this document or any Institutional Contract or any Undertaking will be interpreted or applied in a manner, or to an extent, inconsistent with such privileges and immunities.

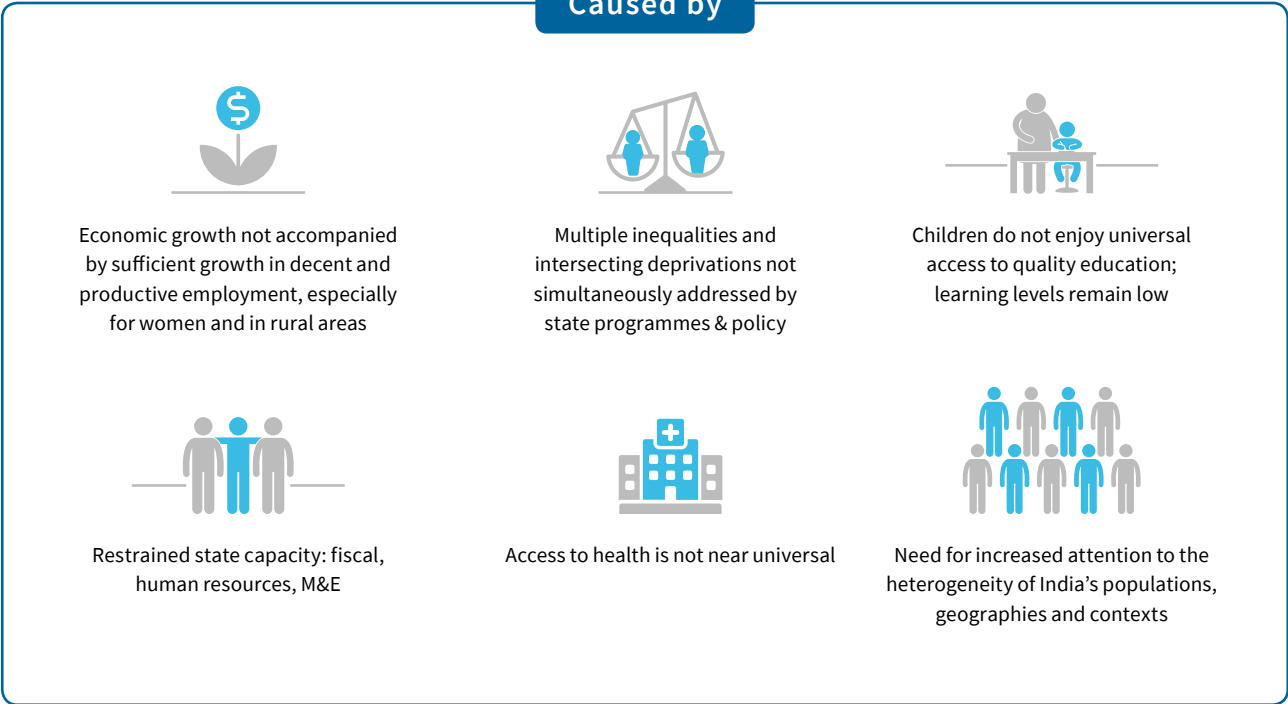


### Annex A: Theory of Change

#### Now



#### Caused by



**If the UN in India is to effectively contribute to the achievement of India's strategic priorities, aligned with the sustainable development goals (SDGs),**

Then, based on its comparative advantages

**COMPARATIVE ADVANTAGES OF THE UN IN INDIA**



Global and local knowledge, experience, and technical expertise to inform policy and programmes and support government



Knowledge and experience with international norms and standards



Global reach and ability to facilitate South-South cooperation



Ability to develop innovative, scalable solutions to development challenges



Ability to convene diverse stakeholders

& recommendations from the UNDAF 2013-17 Evaluation

**RECOMMENDATIONS: UNDAF 2013-17 EVALUATION**



UN should use its strategic advantage to provide specialised technical resources for the success of the Government of India's large flagship programmes



UN should support Government of India's efforts at playing a strong regional and global role and South-South cooperation



UN India should focus on its normative work, including on issues of inclusion, exclusion and of the challenges faced by the marginalised groups.

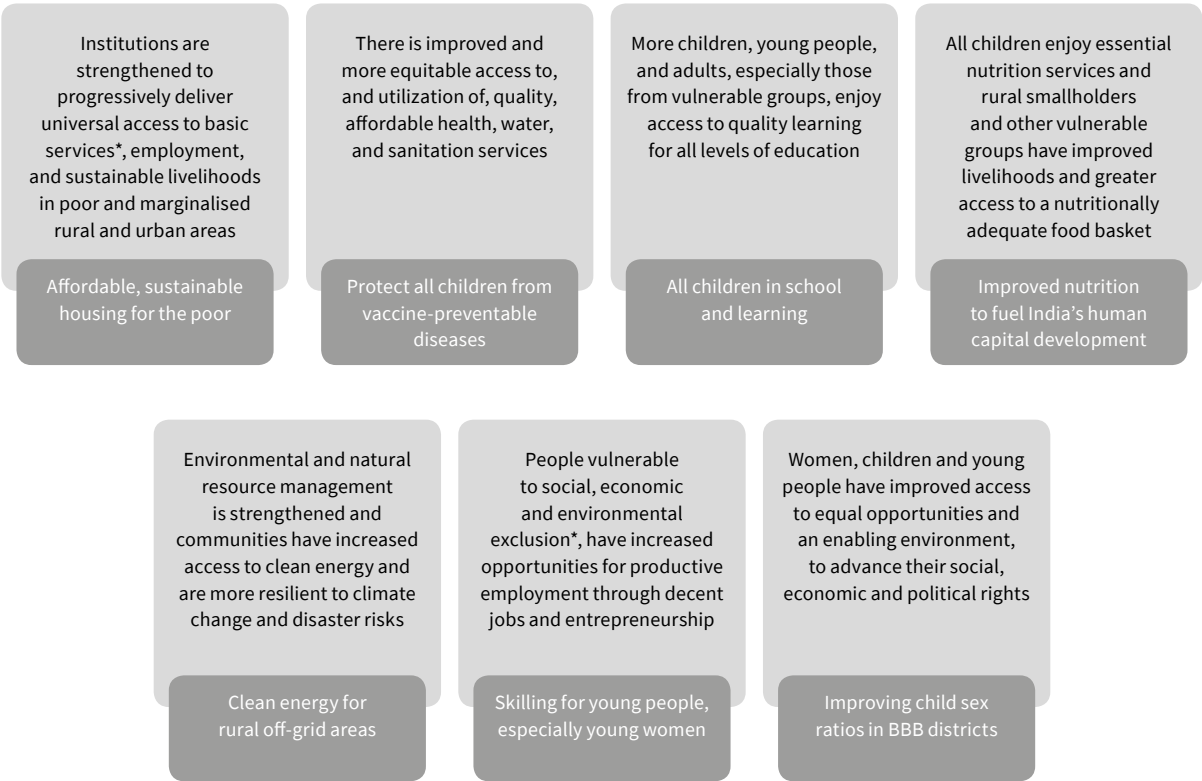


Issues of environmental sustainability should be addressed more vigorously.



**The UN will focus on the following 8 Priority Outcomes, including 7 scalable UN flagship programmes, such that, by 2022**

**UNSDF PRIORITY OUTCOME AREAS**



Contributing towards the overall achievement of the following SDGs:



## Annex B: Costed Monitoring and Evaluation Plan

### B1. Monitoring and evaluation calendar

I. SURVEYS AND STUDIES				
2018	2019	2020	2021	2022
1. Baseline data reporting i 2. Comprehensive National Nutrition Survey (NNS) 3. Strategic Information Management System (NACO) 4. Support for National Family Health Survey (NFHS) – V 5. National NCD Risk Factor Survey (STEPS) 6. Baseline Survey (Green Agriculture Project) 7. World Employment Report 8. State Level Skills and Entrepreneurship Development Policies 9. India Skills Report 10. HIV Estimations	11. Asset Ownership survey with MoSPI 12. Out-of-School-Children Study 13. HIV Sentinel Surveillance 14. Support for National Family Health Survey (NFHS) – V 15. Implementation Research of Pilot Project on family planning and girl’s empowerment programme (2018-2020) 16. Multi-State Study on Madrasa 17. Citizen Satisfaction Survey 18. Updating of the Socio-Economic and Caste Census 19. HIV Estimations	20. National Health Account 21. Integrated Bio-Behavioural Surveillance (IBBS) 22. Implementation Research of Pilot Project on family planning and girl’s empowerment programme 23. HIV Estimations	24. NFHS - VI 25. Census (2021) 26. HIV Sentinel Surveillance 27. Common Country Analysis (next cycle) 28. HIV Estimations	
II. MONITORING SYSTEMS (annually, unless otherwise stated)				
2018	2019	2020	2021	2022
<b>All Outcomes</b>				
1. India SDG Dashboard				
<b>Outcome 1</b>				
2. Strengthening District Information System for Education (U-DISE)				
<b>Outcome 2</b>				
3. Monitoring and Evaluation of Family Planning (2018)				
4. Monitoring and Evaluation of Electronic Vaccine Intelligence Network (2018-2019)				
<b>Outcome 4</b>				
5. Food Security Mapping (2018-2019)				
<b>Outcome 5</b>				
6. Mainstreaming disaster risk reduction indicators in existing monitoring systems of social sectors				
7. Development of Scorecard to capture status if disaster risk reduction in States (2018)				
<b>Outcome 7</b>				
8. Strengthening Child Protection Management Information System				
III. REVIEWS				
2018	2019	2020	2021	2022
<b>All Outcomes</b>				
1. Results Group (RG) reviews (2x/yr) and reports (1x/yr)				
2. UNSDF Annual Review (AR) and Progress Report				
<b>Outcome 2</b>				
3. Common Review of National Health Mission (2018-22)				
<b>Outcome 4</b>				
4. FAO Reviews/Reports (Qtr.ly/Semi-Annually) containing Situation Analysis of 5 Projects (2018-22)				
5. Strategic Review of India vis-à-vis SDG 2(2018-19)				
<b>Outcomes 1,3,4, and 6</b>				
UNDP Country Programme Mid-Term Review (2020)				



IV. EVALUATIONS				
2018	2019	2020	2021	2022
1. CSP Evaluations WFP (Country Programme Evaluations) 2. Evaluation of UNICEF contribution to the implementation of the child protection legislation and policies in India 3. Process evaluation of Maternity Benefit Programme- UNICEF 4. Evaluation of UNICEF support to improved routine immunization coverage	5. Evaluation of Integrated Management of Severe Acute Malnutrition, in selected States of India 6. Evaluation of UNICEF-supported Early Childhood Development programming on promoting nurturing care and responsive parenting	7. Evaluation of UNICEF India WASH Programme 8. Evaluation of UNICEF-supported Early Childhood Development programming on promoting nurturing care and responsive and positive parenting 9. UNCT Gender Assessment (SWAP Scorecard)	10. 9 <sup>th</sup> Country Programme Evaluation UNFPA 11. UNSDF Evaluation 12. UNCT Leave No One Behind Assessment	13. UNDP Country Programme Evaluation

Notes:

- i. **Data Gaps: The following outcome indicators, including specified data disaggregation, are currently not available through existing survey or administrative data.** The UNCT will address these data gaps with the following:
1. Advocate with GoI (MoSPI and Line Ministries) to include indicators in existing survey systems between 2017 and 2018, and/or
  2. Identify other indicators that can be used as proxies, and/or
  3. As needed and feasible, support baseline survey(s), aligned as far as possible with national data collection exercises

**Outcome 1**

- ... Literacy rates not available for children from poor households (bottom 20%) and Muslim children
- ... Number of poor gaining access to improved, context relevant housing (integrated housing solutions)
- ... Disaggregated vulnerable groups obtaining benefits from legislations and schemes
- ... Number of collectives of poor producers with access to capital and risk management through new modes of financing
- ... Number of single window digital public services at the local level
- ... Number of Gram Panchayats with integrated plans focussing on SDGs

**Outcome 2**

- All indicators: No data available for refugees, migrants, and urban poor. As of 1 Sep 2017, there are 208,199 refugees and asylum-seekers in India, of whom 108,005 Tibetans and 63, 603 are directly registered and assisted by the Government while 36, 591 are registered with UNHCR
- Cervical cancer screening rates not available for SC, ST and by income groups
- HIV incidence needs disaggregation by sex, age and key population group
- % Un-detected or un-treated hypertension among persons (aged 18 years and over) disaggregated by gender, SC, ST
- Households using improved sanitation facility disaggregated by SC, ST and by income group

**Outcome 3**

- Proportion of schools with access to adapted infrastructure and materials for students with disabilities /disabled friendly ramp and toilets
- Employed after receiving formal skills training; Possibilities: NSDC, DDUGK, Skill India Evaluation before 2022

**Outcome 4**

- Missing data for percentage of Women with access to universal maternity benefits under NFSA by social and vulnerable groups

**Outcome 5**

- Country monitoring systems do not collect and aggregate disaster damage and losses social sectors (education, health, water, sanitation, nutrition, housing)
- Number of vulnerable communities with energy access
- Public expenditure on conservation and sustainable use of biodiversity and ecosystems

**Outcome 6**

- No data available for Scheduled Castes, Scheduled Tribes (for Outcome 6.1 - 6.2)
- Need outcome indicator to measure successful scaling-up of pilot projects
- Number of states adopting skills and entrepreneurship development policies and reporting an increase in budgetary spending
- Population covered by employment related social security benefits by sex and age; Possibilities – NSSO, MoLE (only formal), from 2018-22 likely to be more data after electronic transfers

**Outcome 7**

- Disaggregation by trafficked women and children
- Women and girls aged 15- 49 years subjected to physical, sexual violence by persons other than an intimate partner in the previous 12 months
- Rate of reported child sexual abuse disaggregated by gender
- Proportion of child workers aged 5-14 years of age (main and marginal workers) disaggregated by gender and SC/ST





## B2. M&E indicative costs

This cost table is based on the ME calendar (A1). It provides the indicative costs for each major M&E activity and the provisional source of funds. These costs are included in the overall budget in Annex C.

ME Activity	UNSD outcome ref.	Intended use of ME information and findings	Start	Indicative Cost (In USD)	Source of Funds (Agency; Regular; Other)
<b>A. Surveys and Studies</b>					
1. Baseline data report	All	Provide baseline and data Inform programming strategy and results	2018	TBD	TBD
2. Comprehensive National Nutrition Survey (NNS): Nutrition; micronutrients; non-communicable disease; early child development	2,4	First ever survey based on bio-markers (nutrition; micronutrients; non-communicable disease; early child development) for 0-19 years	2016-18	15,000,000	UNICEF
3. National NCD Risk Factor Survey (STEPS)	2	Provide data on the risk factors at state level enabling states to develop strategies and activities to prevent and control the non-communicable diseases	2017-18	100,000	WHO, ICMR, Ministry of Health and Family Welfare
4. HIV estimations	3	Programming, target setting, costing and M&E	2018-2022	400,000 (UNAIDS)	UNAIDS, WHO, Ministry of Health and Family Welfare
5. Baseline Survey (Green Agriculture Project)	5	One time baseline survey to address gaps in monitoring of Global Environment Benefits (GEBs), i.e. Biodiversity Conservation (BD), Land degradation (LD), Climate Change Mitigation (CCM), and Sustainable Forest Management (SFM) in the identified 5 GEF Project landscapes	2018	50,000	FAO, Ministry of Agriculture
6. World Employment Report	3, 6	Sharing with partners/stakeholders in the country	2018	50,000	ILO
7. State Level Skills and Entrepreneurship Development Policies	6	Provide inputs to policy-makers/ partners in States for informed choices for policy-making	2018	10,000	ILO
8. Multi-State Study on Madrasa	1	Provide an overview on the status of Madrasas	2018	100,000	UNICEF
9. India Skills Report	3	Understand gender dimensions of employability of college students	2018	20,000	UNDP, CII, AICTE, Wheebox
10. Socio-Economic and Caste Census Updation	All	The survey on key socio-economic parameters informs government policy, including identifying the rural poor for extending social entitlements	2018	20,000 (UNICEF)	Technical Assistance by UNDP, UNICEF
11. Citizen Satisfaction Survey	All	Provide direct citizen-feedback on basic services	2018	50,000	UNDP
12. Support for National Family Health Survey V (NFHS)	2	Support the largest national survey that provides data on key health issues in India	2018-19	2,000,000 (UNICEF)	UNICEF, UNFPA (technical assistance), WHO, UNDP
13. HIV Sentinel Surveillance	2	Assessment of trends in HIV prevalence among ANC clients and key populations	2019/2021	TBD	WHO, UNAIDS, Ministry of Health and Family Welfare
14. Asset Ownership survey with the Ministry of Statistics and Programme Implementation	7	Produce data on asset ownership control of women in India, on which there is currently limited data	2019	TBD	Technical Assistance by UN Women, UNFPA



ME Activity	UNSDF outcome ref.	Intended use of ME information and findings	Start	Indicative Cost (In USD)	Source of Funds (Agency: Regular; Other)
15. Out-of-School-Children Study	3	Strengthen system-delivery	2019	100,000 (UNICEF)	UNESCO, UNICEF
16. Integrated Bio-Behavioural Surveillance (IBBS)	2	Assessment of HIV prevalence and behavior in key populations	2020	TBD	UNAIDS, WHO
17. National Health Account	2	National Health Accounts (NHA) provide financing information on health system which is very important for evidenced based policy making	2020	TBD	WHO, ADB
18. Census (2021)	All	Provide national census data, conducted every ten years	2021	TBD	UN Women, UNFPA, UNDP
19. NFHS - VI	2	Support the largest national survey that provides data on key health issues in India	2021	TBD	WHO, UNICEF, UNDP, UNFPA
20. Common Country Analysis (next cycle)	All	Inform the UNSDF 2022-2027	2021	30,000	UNCT
<b>TOTAL</b>					<b>20,732,800</b>
<b>B. Monitoring Systems</b>					
1. Monitoring and Evaluation of Electronic Vaccine Intelligence Network	1, 3	Service delivery improvement	2016-19	1,000, 000	UNDP, GAVI
2. Development of Scorecard to capture status of disaster risk reduction in States	5	Strengthening disaster risk reduction systems	2018	30,000	UNDP
3. Food Security Mapping (Odisha and National)	4	Identify who is at risk of food insecurity and malnutrition and inform and evidence-based policy and programme decisions	2018-19	150,000	WFP
4. India SDG Dashboard	All	Monitor the SDGs at the national, sub-national, and sub-sub-national level to inform development policy-making, in particular, the geographic targeting of development initiatives	2018-2022		UNCT
5. Strengthening Unified District Information System for Education (Educational Management Information System)	3	Strengthen UDISE for accurate school-level data	2018-22	500,000	UNICEF
6. Strengthening Child Protection Management Information System	7	Provides systemic online monitoring system for Juvenile Justice Boards, Child Welfare Committees, etc, for timely data and accurate consolidation of feedback	2018-22	1,000,000	UNICEF
7. Mainstreaming disaster risk reduction indicators in existing monitoring systems of social sectors	5	Advocacy and technical assistance to government.	2018-22	50,000	UNICEF
<b>TOTAL</b>					<b>2,735,000</b>



ME Activity	UNSDf outcome ref.	Intended use of ME information and findings	Start	Indicative Cost (In USD)	Source of Funds (Agency: Regular; Other)
<b>C. Reviews</b>					
1. Results Group (RG) reviews (2x/yr) and reports (1x/yr)	All	Major input to the UNSDF annual review and progress report	2018-2022		
2. UNSDF Annual Review (AR) and Progress Report	All	Major input to the UNSDF annual review and progress report	2018-2022		
3. Common Review of National Health Mission	2		2018-22		UNFPA, WHO, UNICEF
4. FAO Reviews/Reports (Qtr.ly/Semi-Annually) containing Situation Analysis of 5 Projects	4	Will inform country programmes effectiveness of various project interventions in securing Global Environment Benefits (GEBs), i.e. Biodiversity Conservation (BD), Land degradation (LD), Climate Change Mitigation (CCM), and Sustainable Forest Management (SFM) in the identified 5 GEF Project landscapes	2018-22	TBD	FAO
5. Strategic Review of India vis-à-vis SDG 2	2	A multi-stakeholder review to formulate country programmes	2018-19	100,000	WFP
6. UNDP Country Programme Mid-Term Review	1,3,4,6	To take stock of results and mid-course correction	2020	60,000	UNDP
<b>TOTAL</b>					<b>160,000</b>
<b>D. Evaluations</b>					
1. CSP Evaluations (Country Programme Evaluations) WFP	4	Evaluate the ongoing Country Programme	2022	150,000	WFP
2. Evaluation of UNICEF contribution to the implementation of the child protection legislation and policies in India	7	To inform UNICEF programming as well as to enhance Gol & other key stakeholder learning on child protection related policy implementation	2018	300,000	UNICEF
3. Process evaluation of Maternity Benefit Programme	1	To inform the policy makers at the national and state level on the key strengths, weaknesses and improvements required for national scale up	2018	150,000	UNICEF
4. Evaluation of UNICEF support to improved routine immunization coverage	3	To inform UNICEF's programmatic interventions on improved immunization coverage and to provide critical evidence to Gol on best practices and strategies to overcome both supply and demand side bottlenecks	2018	200,000	UNICEF
5. Evaluation of Integrated Management of Severe Acute Malnutrition, in selected States of India	3	The evaluation findings will address the existing evidence gap on successful approaches and strategies for integrated management of SAM	2019	250,000	UNICEF
6. Evaluation of UNICEF India WASH Programme	3	To inform strategic reflection and possible reprogramming required in the post - SBM era. The evaluation will also contribute to sectoral learning and knowledge sharing and inform advocacy efforts	2020	200,000	UNICEF



ME Activity	UNSDF outcome ref.	Intended use of ME information and findings	Start	Indicative Cost (In USD)	Source of Funds (Agency: Regular; Other)
<b>D. Evaluations</b>					
7. Evaluation of UNICEF-supported Early Childhood Development programming on promoting nurturing care and responsive and positive parenting	2 and 3	The findings will inform advocacy efforts with the government at national and state levels and provide evidence on the feasibility of using existing programmes, structures and staff to counsel parents, towards promoting the optimal development of children	2020	150,000	UNICEF
8. Evaluation of UNICEF-supported Early Childhood Development programming on promoting nurturing care and responsive and positive parenting	2 and 3	The findings will inform advocacy efforts with the government at national and state levels and provide evidence on the feasibility of using existing programmes, structures and staff to counsel parents, towards promoting the optimal development of children	2020	150,000	UNICEF
9. UNCT Leave No One Behind & Gender Assessment/SWAP Scorecard	All	Assess the extent to which the principle of Leave No One Behind, including gender, is mainstreamed in the UN System in India	2020	5,000	UNCT
10. UNSDF Evaluation	All	Evaluate the relevance of the UNSDF outcomes, the effectiveness and efficiency of implementation by partners, and their sustainability and contribution to country priorities. Provide recommendations for strategic focus of next UNSDF	2021	60,000	UNCT
11. 9 <sup>th</sup> Country Programme Evaluation UNFPA	2, 7	Evaluate the ongoing Country Programme	2021	125,000	UNFPA
12. UNDP Country Programme Evaluation	1,3,4,6			60,000	
<b>Total</b>					<b>1,800,000</b>
<b>TOTAL ME Plan</b>					<b>25,327,800</b>



## Annex C

### Overview of the Process to Develop UNSDF

The UNSDF was developed in partnership with the NITI Aayog, the nodal partner from the GoI, and is designed to align to national development priorities, with areas where the UN in India holds a comparative advantage. The UNSDF was prepared in an inclusive manner through close collaboration and consultation with the national government, sub-national or state governments, civil society, the private sector, academia, and other stakeholders.

In line with the GoI's strong global commitment to Agenda 2030, it was decided to rename the conventional UN Development Action Framework as the UN Sustainable Development Framework.

**The preparation of the UNSDF was informed by continuous strategic discussion with the GoI, with the purpose of aligning with the national visioning process.** In parallel with the development of the UNSDF, the GoI, led by the NITI Aayog, has been in the midst of a long-term visioning exercise to set national development priorities, in line with global trends and economic growth, including Agenda 2030. The UN has engaged in strategic discussion with the NITI Aayog and line ministries at the central level, as well as at the sub-national level with state governments, with the outcome that the UNSDF aligns well with the recently released Three-Year Action Plan, and is also aligned with the vision of a New India by 2022. **The UNSDF is underpinned by an overarching Theory of Change, demonstrating how the UN along, with its partners, will bring about specific development change.** It draws on causal analysis, based on robust evidence from the Common Country Analysis, consultation with key stakeholders, and learning and recommendations from the Independent Evaluation of the UNDAF 2013-2017.

The UN Country Team, with the leadership of the Resident Coordinator, and in partnership with stakeholders, carried out several collaborative exercises to finalise the UNSDF. These included:

- **developing a country analysis** that provides a succinct analysis of India's development situation, to form the basis of the UNSDF; the CCA is fed from reliable data and evidence, and highlights major development challenges, trends, disparities, most affected communities, etc.
- **commissioning an independent evaluation of the UNDAF 2013-2017**, to provide learnings and recommendations on the future role of the UN in India; (refer to Box A below)
- **consulting with national stakeholders including at the Strategic Prioritization Retreat**, to agree upon areas in which the UN can best support the GoI, including identifying a limited number of joint, scalable initiatives that can measurably support India's commitment to rapid economic growth, poverty eradication, and other development priorities

**The principle of Leave No One Behind forms the cornerstone of the UNSDF - echoing the GoI's resounding message of Sabka Saath, Sabka Vikas (Collective Efforts, Inclusive Growth).** Beginning from the evidence-based CCA, which benefited from exten-

sive consultation with civil society members, particularly from representatives of some of the most marginalised and vulnerable groups in India, to the programming strategies that focus on empowering the most marginalised to move out of poverty and vulnerability, the UNSDF is built on the promise to Leave No One Behind. Additionally, the momentum built through engagement with civil society was valuable in facilitating simultaneous dialogue and feedback on the nationalisation of the 2030 Agenda, and the national SDG indicators.

**All UN organisations that have the privilege of serving in India, participated in the development of the UNSDF.**

Finally, the process of the formulation of the UNSDF was supported substantially by the UNICEF Regional Office for South Asia, which is the designated UN peer-support agency for the India UNSDF, as well as by the Regional Director's Team in Bangkok and the Development Operations Coordination Office.

#### **Box A: Recommendations emerging from the Independent Evaluation of the UNDAF 2013-2017**

##### **1. STRATEGIC ROLE OF THE UN IN A RESURGENT INDIA**

- Support the achievement of the SDGs through greater thrust on policy advisory and technical services
- Harness intellectual resources to support, guide and monitor the work under the UNSDF
- Support key government priority areas and national schemes

##### **2. UN IN INDIA NEEDS TO TAKE UP ITS NORMATIVE ROLE MUCH MORE EARNESTLY THAN HAS BEEN DONE HITHERTO**

##### **3. PROGRAMME PRIORITY AREAS**

- Limit the number of UNDAF focus areas to six broad outcomes that could be steered by agencies that have core competencies in relevant areas
- Reducing inequality should be the driver of programmes.
- Greater focus needs to be given to environment sustainability.

##### **4. MANAGEMENT OF THE UNDAF**

- Ensure wide ownership of the UNDAF in Line Ministries
- Ensure transparency and accountability of UNDAF management structures

##### **5. JOINT COLLABORATION AMONG UN AGENCIES**

- Ensure effective collaboration among UN agencies
- Thematic Working Groups should be steered by Heads of Agencies or Deputy Country representatives to ensure accountability and results
- Develop synergies between the work of individual UN agencies

##### **6. MONITORING & EVALUATION**

- Ensure systematic and accurate reporting on results

##### **7. PRIVATE SECTOR PARTNERSHIP**

- Increase partnerships with the private sector

##### **8. KNOWLEDGE GENERATION AND DISSEMINATION**

- Provide policy advisory services, and relevant knowledge products and facilitate national and state level dialogues on key issues, particularly in line with the SDGs



### Annex D GoI Mapping of SDG Goals against Government Schemes, Interventions and Relevant Ministries

The NITI Aayog, the Government of India body entrusted with the responsibility to coordinate efforts towards India's achievement of the SDGs, has undertaken a detailed mapping of SDGs and targets, against relevant Nodal Ministries, Centrally Sponsored Schemes, and other existing related interventions. Below is an excerpt highlighting the mapping- a key part of the SDG planning and coordination process in India. The entire document can be found at: <http://niti.gov.in/content/mapping-ministries-goals-and-targets>

SDG No.	SDG Description	Linkage with other SDGs	SDG Targets	Centrally Sponsored /Central Sector Schemes (CSS)	Concerned Ministries/ Departments	
1	End poverty in all its forms everywhere	SDGs 2,3,4,5, 6,7,8,10, 11,13	1.1 By 2030, eradicate extreme poverty for all people everywhere, currently measured as people living on less than \$1.25 a day	1. Mahatma Gandhi National Rural Employment Guarantee Act (MGNREGA)	RD	
				2. Deen Dayal Antyodaya Yojana (DAY) -National Rural Livelihood Mission (NRLM)		
				3. Pradhan Mantri Awaas Yojana - Gramin		
				4. National Social Assistance Programme (NSAP)		
				5. Market Intervention Scheme and Price Support Scheme (MIS-PSS)		Agriculture & Cooperation,
				6. Deen Dayal Antyodaya Yojana (DAY)- National Urban Livelihood Mission (NULM)		Housing & Urban Affairs,
				7. Pradhan Mantri Awaas Yojana -Urban		
				8. Development of Skills (Umbrella Scheme)		Skill Development & Entrepreneurship,
				9. Prime Minister Employment Generation Programme (PMEGP)		Micro, Small and Medium Enterprises,
				10. Pradhan Mantri Rojgar Protsahan Yojana		Labour & Employment
				11. Employment Promotion Scheme		
				12. Umbrella Programme for Development of Scheduled Castes and Other Vulnerable Groups		Social Justice & Empowerment
				13. Special Central Assistance to Tribal Sub-Scheme (SCA to TSS)		
				14. Assistance to Disabled Persons for purchase of Fitting Devices (ADIP)		
				15. Umbrella Programme for Development of Minorities		Minority Affairs
				16. Umbrella Programme for Development of Scheduled Tribes,		Tribal Affairs
				17. Pradhan Mantri Jan Dhan Yojana		Finance
				18. Pradhan Mantri Jeevan Jyoti Bima Yojana		
				19. Pradhan Mantri Suraksha Bima Yojana (PMSBY)		
				20. Atal Pension Yojana (APY)		
				21. Pradhan Mantri Vaya Vandana Yojana (PMVVY)		
			1.2 By 2030, reduce at least by half the proportion of men, women and children of all ages living in poverty in all its dimensions according to national definitions	1. Mahatma Gandhi National Rural Employment Guarantee Act (MGNREGA)	RD	
				2. Deen Dayal Antyodaya Yojana (DAY) -National Rural Livelihood Mission (NRLM)		
				3. Pradhan Mantri Awaas Yojana - Gramin		
				4. National Social Assistance Programme (NSAP)		
				5. Market Intervention Scheme and Price Support Scheme (MIS-PSS)	Agriculture & Cooperation,	



				6. Pradhan Mantri Jan Dhan Yojana 7. Pradhan Mantri Jeevan Jyoti Bima Yojana 8. Pradhan Mantri Suraksha Bima Yojana (PMSBY) 9. Atal Pension Yojana (APY) 10. Pradhan Mantri Vaya Vandana Yojana (PMVVY)	Finance
				11. Deen Dayal Antyodaya Yojana (DAY)- National Urban Livelihood Mission (NULM) 12. Pradhan Mantri Awaas Yojana -Urban	Housing & Urban Affairs,
				13. Development of Skills (Umbrella Scheme)	Skill Development & Entrepreneurship,
				14. Prime Minister Employment Generation Programme (PMEGP)	Micro, Small and Medium Enterprises,
				15. Pradhan Mantri Rojgar Protsahan Yojana 16. Employment Promotion Scheme	Labour & Employment
				17. Umbrella Programme for Development of Scheduled Castes and Other Vulnerable Groups 18. Special Central Assistance to Tribal Sub-Scheme (SCA to TSS) 19. Assistance to Disabled Persons for purchase of Fitting Devices (ADIP)	Social Justice & Empowerment
				20. Umbrella Programme for Development of Minorities	Minority Affairs
				21. Umbrella Programme for Development of Scheduled Tribes,	Tribal Affairs
			1.3 Implement nationally appropriate social protection systems and measures for all, including floors, and by 2030 achieve substantial coverage of the poor and the vulnerable	1. Mahatma Gandhi National Rural Employment Guarantee Act (MGNREGA) 2. Deen Dayal Antyodaya Yojana (DAY) -National Rural Livelihood Mission (NRLM) 3. National Social Assistance Programme (NSAP) 4. Pradhan Mantri Awaas Yojana-Gramin	RD
				5. Deen Dayal Antyodaya Yojana (DAY) -National Urban Livelihood Mission (NULM)	Housing & Urban Affairs
				6. Assistance to Disabled Persons for purchase of Fitting Devices (ADIP) 7. Integrated Programme for Senior Citizens	Social Justice & Empowerment,
				8. National Health Mission 9. Ayushman Bharat (National Health Protection Mission)	Health & Family Welfare
				10. Umbrella Integrated Child Development Services (ICDS) Scheme	WCD
				11. Creation of National Platform of Unorganized Workers and allotment of an Aadhaar seeded identification numbers 12. BimaYojana for Unorganized Workers 13. Labour Welfare Scheme	Labour & Employment,
				14. Pradhan Mantri Jan Dhan Yojana 15. Pradhan Mantri Jeevan Jyoti Bima Yojana 16. Pradhan Mantri Suraksha Bima Yojana (PMSBY) 17. Atal Pension Yojana (APY) 18. Pradhan Mantri Vaya Vandana Yojana (PMVVY)	Finance
				19. Special schemes for welfare of minorities	Minority Affairs,
				20. Vanbandhu Kalyan Yojana	Tribal Affairs
				21. Relief and Rehabilitation for Migrants and Repatriates 22. Freedom Fighters (pension and other benefits)	Home Affairs



			1.4 By 2030, ensure that all men and women, in particular the poor and the vulnerable, have equal rights to economic resources, as well as access to basic services, ownership and control over land and other forms of property, inheritance, natural resources, appropriate new technology and financial services, including microfinance	<ol style="list-style-type: none"> <li>1. Deen Dayal Antyodaya Yojana (DAY) -National Rural Livelihood Mission (NRLM) &amp; National Urban Livelihood Mission (NULM)</li> <li>2. Pradhan Mantri Awaas Yojana (Rural)</li> <li>3. Shyama Prasad Mukherjee RURBAN Mission</li> <li>4. Pradhan Mantri Gram Sadak Yojana (PMGSY)</li> <li>5. National Social Assistance Programme (NSAP)</li> </ol>	RD
				<ol style="list-style-type: none"> <li>6. Nation Rural Drinking Water Programme</li> <li>7. Swachh Bharat Mission (Rural)</li> </ol>	Drinking Water & Sanitation
				<ol style="list-style-type: none"> <li>8. Deen Dayal Antyodaya Yojana (DAY) -National Urban Livelihood Mission (NULM)</li> <li>9. AMRUT (Atal Mission for Rejuvenation and Urban Transformation)</li> <li>10. Swachh Bharat Mission (Urban)</li> <li>11. Pradhan Mantri Awaas Yojana (Urban)</li> </ol>	Housing & Urban Affairs
				<ol style="list-style-type: none"> <li>12. Pradhan Mantri Jan Dhan Yojana</li> <li>13. Pradhan Mantri MUDRA Yojana</li> <li>14. Credit Guarantee Fund for providing guarantee to loans extended under Pradhan Mantri Mudra Yojana</li> <li>15. Pradhan Mantri Jeevan Jyoti Bima Yojana</li> <li>16. Pradhan Mantri Suraksha Bima Yojana (PMSBY)</li> <li>17. Atal Pension Yojana (APY)</li> <li>18. Pradhan Mantri Vaya Vandana Yojana (PMVVY)</li> </ol>	Finance
				19. Umbrella Programme for Development of Scheduled Castes, OBCs and Other Vulnerable Groups	Social Justice & Empowerment
				20. Umbrella Programme for Development of Minorities including Development of Minorities - Multi Sectoral Development Programme for Minorities (MSDP)	Minority Affairs
				<ol style="list-style-type: none"> <li>21. Umbrella Programme for Development of Scheduled Tribes</li> <li>22. Equity Support to the National/ State Scheduled Tribes Finance and Development Corporations for financial support to tribal entrepreneurs</li> </ol>	Tribal Affairs
				<ol style="list-style-type: none"> <li>23. Relief and Rehabilitation for Migrants and Repatriates</li> <li>24. Freedom Fighters (pension and other benefits)</li> </ol>	Home Affairs
				<ol style="list-style-type: none"> <li>25. Deendayal Upadhyaya Gram Jyoti Yojana (DDUGJY)</li> <li>26. Pradhan Mantri Sahaj Bijli Har Ghar Yojana –“Saubhagya” (Rural &amp; Urban)</li> </ol>	Power
				27. Rashtriya Gram Swaraj Abhiyan (RGSA)	Panchayati Raj
				28. LPG Connection to poor households – UJJWALA	Ministry of Petroleum and Natural Gas
			1.5 By 2030, build the resilience of the poor and those in vulnerable situations and reduce their exposure and vulnerability to climate-related extreme events and other economic, social and environmental shocks and disasters	<ol style="list-style-type: none"> <li>1. Infrastructure of Disaster Management</li> <li>2. National Cyclone Risk Mitigation Project (NCRMP)</li> <li>3. Other Disaster Management Schemes</li> </ol>	Home Affairs,





				4. River Basin Management 5. Flood Management & Border Areas Programme 6. Development of Water Resources Information System	MoWR, RD&GR,
				7. Atmosphere and Climate Research – Modelling, Observing Systems and Services (ACROSS) 8. Ocean Services, Technology, Observations, Resources, Modelling and Science (OSTORMS) 9. Seismology and Geosciences (SAGE)	Earth Sciences,
				10. Design & Development of Applications for EO, Communication, Disaster Management, etc.	Space
			1.a Ensure significant mobilization of resources from a variety of sources, including through enhanced development cooperation, in order to provide adequate and predictable means for developing countries, in particular least developed countries, to implement programmes and policies to end poverty in all its dimensions	1. Sarva Shiksha Abhiyan, 2. National Programme of Mid Day Meal in Schools (MDM) 3. Rashtriya Madhyamik Shiksha Abhiyan, 4. Strengthening of Teacher Training Institutions 5. Pandit Madan Mohan Malaviya National Mission on Teachers and Teaching (PMMMNMTT) 6. National Scheme for Incentive to Girl Child for Secondary Education (NSIGSE) 7. Interest subsidy and contribution for Guarantee Funds 8. Scholarship for College & University Students	HRD
				9. Pre- & post-matric scholarships for SC, OBC and other vulnerable groups 10. Pre-matric Scholarship to students with disabilities	Social Justice & Empowerment
				11. Umbrella Programm for Development of ST communities including • pre- & post-matric scholarships for ST students & • Vanbandhu Kalyan Yojana	Tribal Affairs
				12. Umbrella Programm for Development of Minorities including pre- & post-matric scholarships for Minority students	Minority Affairs
					RD, Housing & Urban Affairs, External Affairs
			1.b Create sound policy frameworks at the national, regional and international levels, based on pro-poor and gender-sensitive development strategies, to support accelerated investment in poverty eradication actions		RD, Housing & Urban Affairs, HRD External Affairs, Social Justice & Empowerment Tribal Affairs Minority Affairs
<b>SDG No.</b>	<b>SDG Description</b>	<b>Linkage with other SDGs</b>	<b>SDG Targets</b>	<b>Centrally Sponsored /Central Sector Schemes (CSS)</b>	<b>Concerned Ministries/ Departments</b>
2	End hunger, achieve food security and improved nutrition and promote sustainable agriculture	SDGs 1,3,4, 5,6,8, 12	2.1 By 2030, end hunger and ensure access by all people, in particular the poor and people in vulnerable situations, including infants, to safe, nutritious and sufficient food all year round.	1. Food subsidy (procurement, transport, distribution, etc.)	Consumer Affairs Food & Public Distribution,



				2. Umbrella Integrated Child Development Services (Anganwadi Services, National Nutrition Mission, Scheme for Adolescent Girls, Child Protection Services and, National Creche Mission) 3. Pradhan Mantri Matru Vandana Yojana (PMMVY)	WCD
				4. National Programme of Mid-Day Meal in Schools (MDM)	HRD
					Tribal Affairs
			2.2 By 2030, end all forms of malnutrition, including achieving, by 2025, the internationally agreed targets on stunting and wasting in children under 5 years of age, and address the nutritional needs of adolescent girls, pregnant and lactating women and older person	1. Umbrella Integrated Child Development Services (Anganwadi Services, National Nutrition Mission, Scheme for Adolescent Girls, Child Protection Services and, National Creche Mission) 2. Pradhan Mantri Matru Vandana Yojana (PMMVY)	WCD
				3. National Programme of Mid-Day Meal in Schools (MDM)	HRD
				4. National Health Mission	Health & FW,
				5. National AYUSH Mission	AYUSH
				6. Biotechnology Research & Development	Science & Technology
			2.3 By 2030, double the agricultural productivity and incomes of small-scale food producers, in particular women, indigenous peoples, family farmers, pastoralists and fishers, including through secure and equal access to land, other productive resources and inputs, knowledge, financial services, markets and opportunities for value addition and non-farm employment	1. Green Revolution umbrella scheme, including: Rashtriya Krishi Vikas Yojana (RKVY); and Krishi Unnati Schemes {Mission for Integrated Development of Horticulture (MIDH), Integrated Scheme on Agriculture Census & Statistics, Integrated Scheme on Agriculture Cooperation, Integrated Scheme on Agricultural Marketing, National Food Security Mission, National Mission on Oilseeds & Oil Palm (NMOOP), National Mission for Sustainable Agriculture (NMSA), and National Mission on Agriculture Extension & Technology (NMAET)} 2. Pradhan Mantri Krishi Sinchayee Yojana 3. Pradhan Mantri Fasal Bima Yojana (PMFBY) 4. White Revolution (the umbrella scheme includes National Livestock Mission (NLM), National Programme for Bovine Breeding and Dairy Development, and Livestock Health and Disease Control Programme. 5. Blue Revolution (includes schemes related to inland and marine fisheries) 6. Crop Science 7. Animal Science 8. Fishery science 9. Interest subsidy for short term credit of farmers 10. Sub-mission on agriculture mechanisation	Agriculture & Cooperation,
				11. Pradhan Mantri Krishi Sinchayee Yojana (accelerated irrigation benefits programme & command area development programme)	MoWR, RD&GR,
				12. Nutrient-Based Subsidy 13. Urea Subsidy	Chemicals & Fertilisers
				14. Pradhan Mantri MUDRA Yojana	Finance
				15. Digital India Land Record Modernization Programme	Department of Land Resources



				16. Biotechnology Research & Development	Science & Technology
					Tribal Affairs
			2.4 By 2030, ensure sustainable food production systems and implement resilient agricultural practices that increase productivity and production, that help maintain ecosystems, that strengthen capacity for adaptation to climate change, extreme weather, drought, flooding and other disasters and that progressively improve land and soil quality	<ol style="list-style-type: none"> <li>1. Green Revolution, the umbrella scheme, includes: Rashtriya Krishi Vikas Yojana (RKVY); and Krishi Unnati Schemes {Mission for Integrated Development of Horticulture (MIDH), Integrated Scheme on Agriculture Census &amp; Statistics, Integrated Scheme on Agriculture Cooperation, Integrated Scheme on Agricultural Marketing, National Food Security Mission, National Mission on Oilseeds &amp; Oil Palm (NMOOP), National Mission for Sustainable Agriculture (NMSA), and National Mission on Agriculture Extension &amp; Technology (NMAET)}</li> <li>2. Pradhan Mantri Krishi Sinchayee Yojana</li> <li>3. Natural Resource Management</li> </ol>	Agriculture & Cooperation,
				<ol style="list-style-type: none"> <li>4. River Basin Management</li> <li>5. Development of Water Resources Information System</li> </ol>	MoWR, RD&GR,
			2.5 By 2020, maintain the genetic diversity of seeds, cultivated plants and farmed and domesticated animals and their related wild species, including through soundly managed and diversified seed and plant banks at the national, regional and international levels, and promote access to and fair and equitable sharing of benefits arising from the utilization of genetic resources and associated traditional knowledge, as internationally agreed	<ol style="list-style-type: none"> <li>1. Sub- Mission on Seed and Planting Material (under NMAET under the umbrella programme on Green Revolution)</li> <li>2. Crop Science</li> <li>3. Horticulture</li> <li>4. Animal Science</li> <li>5. Fishery Science</li> </ol>	Agriculture & Cooperation
				6. Vanbandhu Kalyan Yojana	Tribal Affairs
			2.a Increase investment, including through enhanced international cooperation, in rural infrastructure, agricultural research and extension services, technology development and plant and livestock gene banks in order to enhance agricultural productive capacity in developing countries, in particular least developed countries	<ol style="list-style-type: none"> <li>1. Green Revolution, the umbrella scheme, includes: Rashtriya Krishi Vikas Yojana (RKVY); and Krishi Unnati Schemes {Mission for Integrated Development of Horticulture (MIDH), Integrated Scheme on Agriculture Census &amp; Statistics, Integrated Scheme on Agriculture Cooperation, Integrated Scheme on Agricultural Marketing, National Food Security Mission, National Mission on Oilseeds &amp; Oil Palm (NMOOP), National Mission for Sustainable Agriculture (NMSA), and National Mission on Agriculture Extension &amp; Technology (NMAET)}</li> <li>2. Pradhan Mantri Krishi Sinchayee Yojana</li> <li>3. White Revolution</li> </ol>	Agriculture & Cooperation
				4. Gram Sadak Yojana	RD
				<ol style="list-style-type: none"> <li>5. River Basin Management</li> <li>6. Development of Water Resources Information System</li> </ol>	MoWR, RD&GR,
				<ol style="list-style-type: none"> <li>7. Agricultural Education</li> <li>8. Agricultural Extension</li> </ol>	Department of Agricultural Research and Education
					Commerce. External Affairs



			2.b Correct and prevent trade restrictions and distortions in world agricultural markets, including through the parallel elimination of all forms of agricultural export subsidies and all export measures with equivalent effect, in accordance with the mandate of the Doha Development Round.		Commerce
			2.c Adopt measures to ensure the proper functioning of food commodity markets and their derivatives and facilitate timely access to market information, including on food reserves, in order to help limit extreme food price volatility	1. Green Revolution (Agriculture Marketing and allied interventions) 2. Market Intervention Scheme and Price Support Scheme (MIS-PSS)	Agriculture & Cooperation,
				3. Price Stabilisation Fund	Consumer Affairs Food & Public Distribution
				4. Pradhan Mantri Kisan Sampada Yojana	Food Processing Industries
<b>SDG No.</b>	<b>SDG Description</b>	<b>Linkage with other SDGs</b>	<b>SDG Targets</b>	<b>Centrally Sponsored /Central Sector Schemes (CSS)</b>	<b>Concerned Ministries/ Departments</b>
3	Ensure healthy lives and promote well-being for all at all ages	SDGs 1,2,5, 6,7,8, 11,13	3.1 By 2030, reduce the global maternal mortality ratio to less than 70 per 100,000 live births	1. National Health Mission (NRHM RCH Flexible Pool including Health System Strengthening, Routine Immunisation programme, Pulse Polio Immunisation Programme, National Iodine Deficiency Disorders Control Programme etc., National Urban Health Mission – Flexible Pool) 2. Human Resources for Health & Medical Education	Health & FW
				3. National AYUSH Mission	Ayush
				4. Umbrella ICDS 5. Pradhan Mantri Matru Vandana Yojana (PMMVY)	WCD
					Tribal Affairs
			3.2 By 2030, end preventable deaths of newborns and children under 5 years of age, with all countries aiming to reduce neonatal mortality to at least as low as 12 per 1,000 live births and under-5 mortality to at least as low as 25 per 1,000 live births	1. National Health Mission (NRHM RCH Flexible Pool including Health System Strengthening, Routine Immunisation programme, Pulse Polio Immunisation Programme, National Iodine Deficiency Disorders Control Programme etc., National Urban Health Mission – Flexible Pool) 2. Mission Indradhanush	Health & FW
				3. National AYUSH Mission	Ayush,
				4. Umbrella ICDS	WCD
			3.3 By 2030, end the epidemics of AIDS, tuberculosis, malaria and neglected tropical diseases and combat hepatitis, water-borne diseases and other communicable diseases	1. NHM - Flexible Pool for Communicable Diseases 2. National AIDS Control Programme	Health & FW



				3. National AYUSH Mission	Ayush
				4. Swachh Bharat Mission (SBM) – Rural 5. National Rural Drinking Water programme	Drinking Water and Sanitation
				6. Swachh Bharat Mission (SBM) – Rural 7. Atal Mission for Rejuvenation and Urban Transformation (AMRUT)	Housing & Urban Affairs
				8. Shyama Prasad Mukherjee RURBAN Mission	RD
				9. Pradhan Mantri Ujjwala Yojana	Petroleum & Natural Gas
				10. Pradhan Mantri Kisan SAMPADA Yojana	Food Processing Industries
				11. Special Central Assistance to Tribal Sub Scheme 12. Umbrella Programme for Development of Scheduled Tribes	Tribal Affairs
			3.4 By 2030, reduce by one third premature mortality from non-communicable diseases through prevention and treatment and promote mental health and well being	1. NHM- Flexible Pool for Non-Communicable Diseases, Injury and Trauma 2. NHM-Human Resources for Health & Medical Education 3. NHM-Strengthening of State Drug Regulatory System	Health & FW,
				4. National AYUSH Mission	Ayush
				5. Special Central Assistance to Tribal Sub Scheme 6. Umbrella Programme for Development of Scheduled Tribes	Tribal Affairs
					WCD
			3.5 Strengthen the prevention and treatment of substance abuse, including narcotic drug abuse and harmful use of alcohol	1. Scheme for Prevention of Alcoholism and Substance (Drugs) Abuse	Social Justice & Empowerment
				2. National AYUSH Mission	Ayush
				3. Police Infrastructure (Narcotics Control Bureau, etc.)	Home Affairs
					Health & FW
			3.6 By 2020, halve the number of global deaths and injuries from road traffic accidents	1. Road Safety Schemes (Publicity and awareness generation, NHARSS-National Highways Accident Relief Service Project, Institute of Driving Training and Research, etc.)	Road Transport & Highways
				2. National Health Mission	Health & FW
				3. National AYUSH Mission	Ayush
			3.7 By 2030, ensure universal access to sexual and reproductive health-care services, including for family planning, information and education, and the integration of reproductive health into national strategies and programmes	1. National Health Mission (RCH Flexible Pool) 2. National AYUSH Mission	Health & FW Ayush
				3. Umbrella ICDS	WCD



			3.8 Achieve universal health coverage, including financial risk protection, access to quality essential health-care services and access to safe, effective, quality and affordable essential medicines and vaccines for all	<ol style="list-style-type: none"> <li>1. National Health Protection Scheme (Ayushman Bharat)</li> <li>2. National Health Mission (RCH Flexible Pool)</li> <li>3. National Health Mission (Flexible Pool for communicable diseases)</li> <li>4. National Health Mission (Flexible Pool for non-communicable diseases)</li> <li>5. National AIDS Control Programme</li> <li>6. Medical treatment of CGHS pensioners (PORB)</li> <li>7. NHM-Human Resources for Health &amp; Medical Education</li> </ol>	Health & FW,
				8. National AYUSH Mission	Ayush,
				9. Umbrella ICDS	WCD
				10. Umbrella Programme for Development of STs & Minorities	Tribal Affairs
				11. Umbrella Programme for Development of Minorities including Development of Minorities - Multi Sectoral Development Programme for Minorities (MSDP)	Minority Affairs,
				12. Jan Aushudhi Scheme	Chemicals & Fertilizers
			3.9 By 2030, substantially reduce the number of deaths and illnesses from hazardous chemicals and air, water and soil pollution and contamination	<ol style="list-style-type: none"> <li>1. Environment Protection, Management and Sustainable Development (Pollution Abatement)</li> <li>2. Decision Support conservation skills and System for Environmental Policy, Planning and Outcome Evaluation</li> </ol>	MoEF&CC,
				3. Urban Transport including Metro Projects, UT Planning Scheme & Capacity Building	Housing & Urban Affairs,
				4. National River Conservation Programme	Water Resources, River Development & Ganga Rejuvenation
				5. Research & Development and Implementation of National Water Mission	
				6. Development of Major and Minor Ports	Shipping
					Health & FW, Ayush,
			3.a Strengthen the implementation of the World Health Organization Framework Convention on Tobacco Control in all countries, as appropriate	1. National Tobacco Control Programme	Health & FW
					Ayush
			3.b Support the research and development of vaccines and medicines for the communicable and non-communicable diseases that primarily affect developing countries, provide access to affordable essential medicines and vaccines, in accordance with the Doha Declaration on the TRIPS Agreement and Public Health, which affirms the right of developing countries to use to the full the provisions in the Agreement on Trade-Related Aspects of Intellectual Property Rights regarding flexibilities to protect public health, and, in particular, provide access to medicines for all.	<ol style="list-style-type: none"> <li>1. National Health Mission</li> <li>2. Setting up of a Network of Laboratories for Managing Epidemics and National Calamities</li> <li>3. Development of Infrastructure for Promotion of Health Research</li> </ol>	Health & FW



				4. National AYUSH Mission and allied schemes related to pharmaceuticals	Ayush
				5. Innovation, Technology Development and Deployment 6. Biotechnology Research & Development	Science & Technology
				7. National Institutes of Pharmaceutical Education and Research (NIPERs)	Chemicals & Fertilizers
					Commerce
			3.c Substantially increase health financing and the recruitment, development, training and retention of the health workforce in developing countries, especially in least developed countries and small island developing States	1. NHM - Human Resources for Health & Medical Education 2. Human Resource & Capacity Development	Health & FW
				3. Umbrella ICDS	WCD
					Ayush
			3.d Strengthen the capacity of all countries, in particular developing countries, for early warning, risk reduction and management of national and global health risks		Health & FW, Ayush
<b>SDG No.</b>	<b>SDG Description</b>	<b>Linkage with other SDGs</b>	<b>SDG Targets</b>	<b>Centrally Sponsored /Central Sector Schemes (CSS)</b>	<b>Concerned Ministries/ Departments</b>
4	Ensure inclusive and equitable quality education and promote lifelong learning opportunities for all	SDGs 3, 5, 8, 10, 12, 13	4.1 By 2030, ensure that all girls and boys complete free, equitable and quality primary and secondary education leading to relevant and effective learning outcomes	1. Sarva Shiksha Abhiyan, 2. National Programme of Mid Day Meal in Schools (MDM) 3. Rashtriya Madhyamik Shiksha Abhiyan 4. National Means-cum-Merit Scholarship Scheme(NMMSS) 5. Strengthening of Teacher Training Institutions 6. Pandit Madan Mohan Malaviya National Mission on Teachers and Teaching (PMMMNMTT) 7. National Scheme for Incentive to Girl Child for Secondary Education (NSIGSE)	HRD (School Education & Literacy)
				8. Pre-matric scholarships for SC, OBC and vulnerable groups 9. Pre-matric scholarships for children of those engaged in unclean occupations and prone to health hazards 10. Pre-matric Scholarship to students with disabilities 11. Other scholarships & fellowships for SC, OBC Students 12. Free coaching for SC students 13. Hostels for SC & OBC students	Social Justice & Empowerment
				14. Pre-matric scholarships for ST students	Tribal Affairs
				15. Pre-matric scholarships for minority students	Minority Affairs
				16. National Child Labour Project (including grants-in-aid to voluntary agencies & reimbursement of assistance to bonded labour)	Labour and Employment
			4.2 By 2030, ensure that all girls and boys have access to quality early childhood development, care and pre-primary education so that they are ready for primary education	1. Umbrella ICDS (Aganwadi Services)	WCD



					School Education & Literacy
			4.3 By 2030, ensure equal access for all women and men to affordable and quality technical, vocational and tertiary education, including university	<ol style="list-style-type: none"> <li>2. Rashtriya Uchhatar Shiksha Abhiyan</li> <li>3. Scholarship for College and University Students</li> <li>4. Interest Subsidy and Contribution for Guarantee Funds</li> <li>5. Technical Education Quality Improvement Programme (EAP)</li> </ol>	HRD
				6. Post-matric scholarships for SC, OBC and other vulnerable community students	Social Justice & Empowerment
				<ol style="list-style-type: none"> <li>7. Post-matric scholarships for ST students</li> <li>8. National Fellowship and Scholarship for Higher Education of ST Students</li> <li>9. Vocational Training Centres in Tribal Areas</li> </ol>	Tribal Affairs
				<ol style="list-style-type: none"> <li>10. Post-matric scholarships for minorities students</li> <li>11. Merit-cum-means based scholarship for minorities students for professional and technical courses undergraduate and postgraduate</li> <li>12. Free Coaching &amp; Allied Scheme for Minorities</li> <li>13. Support for minorities students clearing preliminary examinations conducted by UPSC, SSC, State PSCs, etc.</li> <li>14. Interest subsidy on education loans for overseas studies for minorities students</li> <li>15. Maulana Azad National Fellowship for minorities students</li> <li>1. Multi-Sectoral Development Programme for Minorities (MsDP)                             <ol style="list-style-type: none"> <li>i. Umbrella Programme for Skill Development of Minorities:</li> <li>ii. Seekho aur Kamao – Skill Development Initiatives for minorities</li> <li>iii. Upgrading Skills and Training in Traditional Arts/Crafts for Development (USTAAD) for minorities</li> <li>iv. Nai Manzil- The Integrated educational and Livelihood initiatives</li> </ol> </li> </ol>	Minority Affairs
				<ol style="list-style-type: none"> <li>16. Pradhan Mantri Kaushal Vikas Yojana:                             <ol style="list-style-type: none"> <li>i. Development of Skills (Umbrella Scheme)</li> <li>ii. Development of Entrepreneurship (Umbrella Scheme)</li> <li>iii. National Board for Skill Certification</li> <li>iv. National Skill Development Agency</li> <li>v. Model ITIs/Multi Skill Training Institutes</li> <li>vi. Apprenticeship and Training (Umbrella Scheme)</li> <li>vii. Scheme of Polytechnics</li> </ol> </li> </ol>	Skill Development & Entrepreneurship
			4.4 By 2030, substantially increase the number of youth and adults who have relevant skills, including technical and vocational skills, for employment, decent jobs and entrepreneurship	<ol style="list-style-type: none"> <li>1. Pradhan Mantri Kaushal Vikas Yojana:                             <ol style="list-style-type: none"> <li>i. Development of Skills (Umbrella Scheme)</li> <li>ii. Development of Entrepreneurship (Umbrella Scheme)</li> <li>iii. National Board for Skill Certification</li> <li>iv. National Skill Development Agency</li> <li>v. Model ITIs/Multi Skill Training Institutes</li> <li>vi. Apprenticeship and Training (Umbrella Scheme)</li> <li>vii. Scheme of Polytechnics</li> </ol> </li> </ol>	Skill Development & Entrepreneurship
				2. Vocational Training Centres in Tribal Areas	Tribal Affairs





				<ol style="list-style-type: none"> <li>3. Umbrella Programme for Skill Development of Minorities: <ol style="list-style-type: none"> <li>i. Seekho aur Kamao – Skill Development Initiatives for minorities</li> <li>ii. Upgrading Skills and Training in Traditional Arts/Crafts for Development (USTAAD) for minorities</li> <li>iii. Nai Manzil- The Integrated educational and Livelihood initiatives</li> </ol> </li> </ol>	Minority Affairs
		4.5 By 2030, eliminate gender disparities in education and ensure equal access to all levels of education and vocational training for the vulnerable, including persons with disabilities, indigenous peoples and children in vulnerable situations		<ol style="list-style-type: none"> <li>1. National Scheme for Incentive to Girl Child for Secondary Education (NSIGSE)</li> <li>2. Prime Minister's Girls' Hostel</li> </ol>	HRD (School Education & Literacy)
				<ol style="list-style-type: none"> <li>3. Assistance to Disabled Persons for purchase of Fitting Devices (ADIP)</li> <li>4. Deendayal Disabled Rehabilitation Scheme (DDRS) Scholarships for students with disabilities</li> <li>5. Support to Establishment/ Modernization/ Capacity augmentation of Braille Presses</li> <li>6. Establishment of Colleges for Deaf</li> <li>7. National Program for Persons with Disabilities</li> <li>8. National Fellowship for Persons with Disabilities (PWD)</li> <li>9. Pre- and post-matric Scholarship to students with disabilities</li> <li>10. National Overseas Scholarship for Students with Disabilities</li> <li>11. Free Coaching for SC and OBC Students</li> <li>12. Boys and Girls Hostels</li> <li>13. SIPDA (Schemes for the Implementation of the Persons with Disabilities (Equal Opportunities, Protection of Rights and Full Participation) Act, 1995</li> </ol>	Social Justice & Empowerment
				<ol style="list-style-type: none"> <li>14. Pradhan Mantri Kaushal Vikas Yojana: <ol style="list-style-type: none"> <li>i. Development of Skills (Umbrella Scheme)</li> <li>ii. Development of Entrepreneurship (Umbrella Scheme)</li> <li>iii. National Board for Skill Certification</li> <li>iv. National Skill Development Agency</li> <li>v. Model ITIs/Multi Skill Training Institutes</li> <li>vi. Apprenticeship and Training (Umbrella Scheme)</li> <li>vii. Scheme of Polytechnics</li> </ol> </li> </ol>	Skill Development & Entrepreneurship,
		4.6 By 2030, ensure that all youth and a substantial proportion of adults, both men and women, achieve literacy and numeracy		<ol style="list-style-type: none"> <li>1. Saakshar Bharat</li> </ol>	HRD (School Education & Literacy)
				<ol style="list-style-type: none"> <li>2. Vanbandhu Kalyan Yojana - Development of Particularly Vulnerable Tribal Groups (PVTGs)</li> </ol>	Tribal Affairs
				<ol style="list-style-type: none"> <li>3. National Service Scheme (NSS)</li> <li>4. Schemes for Youth development &amp; Education (Nehru Yuva Kendra Sangathan, National Programme for Youth and Adolescent Development, etc.)</li> </ol>	Youth Affairs & Sports



			4.7 By 2030, ensure that all learners acquire the knowledge and skills needed to promote sustainable development, including, among others, through education for sustainable development and sustainable lifestyles, human rights, gender equality, promotion of a culture of peace and non-violence, global citizenship and appreciation of cultural diversity and of culture's contribution to sustainable development	1. Saakshar Bharat	HRD (School Education & Literacy)
				2. Vanbandhu Kalyan Yojana - Development of Particularly Vulnerable Tribal Groups (PVTGs)	Tribal Affairs
				3. National Service Scheme (NSS) 4. Schemes for Youth development & Education (Nehru Yuva Kendra Sangathan, National Programme for Youth and Adolescent Development, etc.)	Youth Affairs & Sports
				5. Kala Sanskriti Vikas Yojana	Culture
				15. Pradhan Mantri Kaushal Vikas Yojana: i. Development of Skills (Umbrella Scheme) ii. Development of Entrepreneurship (Umbrella Scheme) iii. National Board for Skill Certification iv. National Skill Development Agency v. Model ITIs/Multi Skill Training Institutes vi. Apprenticeship and Training (Umbrella Scheme) vii. Scheme of Polytechnics	Skill Development & Entrepreneurship
			4.a Build and upgrade education facilities that are child, disability and gender sensitive and provide safe, non-violent, inclusive and effective learning environments for all	1. Sarva Shiksha Abhiyan 2. Umbrella Programme for Education of SC, ST, OBC and minorities students	HRD
				3. Umbrella ICDS	WCD
				4. Umbrella Programme for Education of SC, OBC and vulnerable group students	Social Justice & Empowerment
				5. Umbrella Programme for Education of ST students	Tribal Affairs
				6. Umbrella Programme for Education of minorities students	Minority Affairs
			4.b By 2020, substantially expand globally the number of scholarships available to developing countries, in particular least developed countries, small island developing States and African countries, for enrolment in higher education, including vocational training and information and communications technology, technical, engineering and scientific programmes, in developed countries and other developing countries		School Education & Literacy, Higher Education, External Affairs, Tribal Affairs



			4.c By 2030, substantially increase the supply of qualified teachers, including through international cooperation for teacher training in developing countries, especially least developed countries and small island developing States	1. Pandit Madan Mohan Malaviya National Mission on Teachers and Teaching 2. Teachers Training and Adult Education	HRD,  External Affairs
<b>SDG No.</b>	<b>SDG Description</b>	<b>Linkage with other SDGs</b>	<b>SDG Targets</b>	<b>Centrally Sponsored /Central Sector Schemes (CSS)</b>	<b>Concerned Ministries/ Departments</b>
5	Achieve gender equality and empower all women and girls	SDGs Goals 2, 3, 4, 6, 7, 8, 9, 10, 16	5.1 End all forms of discrimination against all women and girls everywhere	1. Mission for Protection and Empowerment of Women - Beti Bachao Beti Padhao, Pradhan Mantri Mahila Shakti Kendra (PMMSK), Ujjawala, One Stop Centre, Women Helpline, hostels, SWADHAR Greh, gender budgeting etc. 2. Pradhan Mantri Matru Vandana Yojana (PMMVY) 3. Umbrella ICDS 4. Support to Training and Employment Programme (STEP)	WCD
				5. National Scheme for Incentive to Girl Child for Secondary Education (NSIGSE) 6. PRAGATI (Providing Assistance for Girls' Advancement in Technical Education Initiative)	HRD
			5.2 Eliminate all forms of violence against all women and girls in the public and private spheres, including tracking and sexual and other types of exploitation	1. Mission for Protection and Empowerment of Women - Beti Bachao Beti Padhao, Pradhan Mantri Mahila Shakti Kendra (PMMSK), Ujjawala, One Stop Centre, Women Helpline, hostels, SWADHAR Greh, gender budgeting etc. 2. Umbrella ICDS	WCD
			5.3 Eliminate all harmful practices, such as child, early and forced marriage and female genital mutilation	1. Mission for Protection and Empowerment of Women - Beti Bachao Beti Padhao, Pradhan Mantri Mahila Shakti Kendra (PMMSK), Ujjawala, One Stop Centre, Women Helpline, hostels, SWADHAR Greh, gender budgeting etc. 2. Umbrella ICDS	WCD
			5.4 Recognize and value unpaid care and domestic work through the provision of public services, infrastructure and social protection policies and the promotion of shared responsibility within the household and the family as nationally appropriate	1. Mission for Protection and Empowerment of Women	WCD
				2. Pradhan Mantri Ujjwala Yojana	Petroleum & Natural Gas
				3. Labour and Employment Statistical System (LESS)	Labour & Employment
			5.5 Ensure women's full and effective participation and equal opportunities for leadership at all levels of decision-making in political, economic and public life	1. Support to Training and Employment Programme (STEP)	WCD
				2. Rashtriya Gram Swaraj Abhiyan (RGSA)	Panchayati Raj



			5.6 Ensure universal access to sexual and reproductive health and reproductive rights as agreed in accordance with the Programme of Action of the International Conference on Population and Development and the Beijing Platform for Action and the outcome documents of their review conferences	1. National Health Mission 2. National AIDS Control Programme	Health & FW
				3. Pradhan Mantri Matru Vandana Yojana (PMMVY)	WCD
			5.a Undertake reforms to give women equal rights to economic resources, as well as access to ownership and control over land and other forms of property, financial services, inheritance and natural resources, in accordance with national laws	1. Deen Dayal Antyodaya Yojana (DAY) -National Rural Livelihood Mission (NRLM)	RD
				2. Deen Dayal Antyodaya Yojana (DAY) -National Urban Livelihood Mission (NULM)	Housing & Urban Affairs
				3. Pradhan Mantri Jan Dhan Yojana	Finance Land Resource, WCD
			5.b Enhance the use of enabling technology, in particular information and communications technology, to promote the empowerment of women	1. Science &Technology Institutional and Human Capacity Building	S & T Telecommunication, WCD, DeiTy,
			5.c Adopt and strengthen sound policies and enforceable legislation for the promotion of gender equality and the empowerment of all women and girls at all levels	1. Mission for Protection and Empowerment of Women - Beti Bachao Beti Padhao, Pradhan Mantri Mahila Shakti Kendra (PMMSK), Ujjawala, One Stop Centre, Women Helpline, hostels, SWADHAR Greh, gender budgeting etc. 2. Gender Budgeting	WCD, Social Justice & Empowerment
<b>SDG No.</b>	<b>SDG Description</b>	<b>Linkage with other SDGs</b>	<b>SDG Targets</b>	<b>Centrally Sponsored /Central Sector Schemes (CSS)</b>	<b>Concerned Ministries/ Departments</b>
6	Ensure availability and sustainable management of water and sanitation for all		6.1 By 2030, achieve universal and equitable access to safe and affordable drinking water for all	1. National Rural Drinking Water Programme (NRDWP)	Drinking Water & Sanitation, WCD
			6.2 By 2030, achieve access to adequate and equitable sanitation and hygiene for all and end open defecation, paying special attention to the needs of women and girls and those in vulnerable situations	1. Swachh Bharat Mission (Rural)	Drinking Water & Sanitation
				2. Swachh Bharat Mission (Urban)	Housing & Urban Affairs
				3. Mission for Protection and Empowerment of Women	WCD RD, Panchayati Raj



			6.3 By 2030, improve water quality by reducing pollution, eliminating dumping and minimizing release of hazardous chemicals and materials, halving the proportion of untreated wastewater and substantially increasing recycling and safe reuse globally	1. National River Conservation Programme (NRCP)	MoEF&CC,
				2. Atal Mission for Rejuvenation and Urban Transformation (AMRUT) 3. Smart Cities Mission	Housing & Urban Affairs
				4. National Ganga Plan and Ghat Works	MoWR,RD&GR
			6.4 By 2030, substantially increase water-use efficiency across all sectors and ensure sustainable withdrawals and supply of freshwater to address water scarcity and substantially reduce the number of people suffering from water scarcity	1. Ground Water Management and Regulation 2. Pradhan Mantri Krishi Sinchayee Yojana(PMKSY) 3. Development of Water Resources Information System	MoWR,RD&GR  Agriculture & Cooperation, Land Resources
			6.5 By 2030, implement integrated water resources management at all levels, including through trans-boundary cooperation as appropriate	1. River Basin Management 2. National Water Mission 3. Interlinking of Rivers 4. Flood Management & Border Areas Programme 5. National Hydrology Project	MoWR,RD&GR  Agriculture & Cooperation, Land Resources
			6.6 By 2020, protect and restore water-related ecosystems, including mountains, forests, wetlands, rivers, aquifers and lakes	1. Conservation of Natural Resources and Ecosystems 2. National River Conservation Programme 3. Environment Protection, Management and Sustainable Development 4. Decision Support System for Environmental Policy, Planning and Outcome Evaluation	MoEF&CC
				5. Ground Water Management and Regulation	MoWR,RD&GR Land Resources
			6.a By 2030, expand international cooperation and capacity-building support to developing countries in water- and sanitation-related activities and programmes, including water harvesting, desalination, water efficiency, wastewater treatment, recycling and reuse technologies	1. Research & Development and Implementation of National Water Mission 2. National Ganga Plan 3. Dam Rehabilitation and Improvement Programme 4. Human Resources Development and Capacity Building in NERIWALM, National Water Academy, RGI-Groundwater, MoWR and IEC	MoWR,RD&GR,
					Drinking Water & Sanitation, HUA, MEA
			6.b Support and strengthen the participation of local communities in improving water and sanitation management		Panchayati Raj, MoWR,RD&GR Drinking Water & Sanitation, HUA



SDG No.	SDG Description	Linkage with other SDGs	SDG Targets	Centrally Sponsored /Central Sector Schemes (CSS)	Concerned Ministries/ Departments
7	Ensure access to affordable, reliable, sustainable and modern energy for all	SDGs 9, 10, 12,13	7.1 By 2030, ensure universal access to affordable, reliable and modern energy services	1. Deen Dayal Upadhyaya Gram Jyoti Yojana 2. Sahaj Bijli Har Ghar Yojana (Urban)-Saubhagya 3. Integrated Power Development Scheme 4. Strengthening of Power Systems 5. Smart Grids 6. Green Energy Corridor	Power
				7. Grid Interactive Renewable Power 8. Off-Grid/Distributed and Decentralised Renewable Power 9. Research & Development	New & Renewable Energy
				10. LPG Subsidy 11. Pradhan Mantri Ujjwala Yojana	Petroleum & Natural Gas
					Coal, Tribal Affairs
			7.2 By 2030, increase substantially the share of renewable energy in the global energy mix	1. Grid Interactive Renewable Power 2. Off-Grid/Distributed and Decentralised Renewable Power 3. Research & Development	New & Renewable Energy
			7.3 By 2030, double the global rate of improvement in energy efficiency	1. Bureau of Energy Efficiency 2. Energy Conservation 3. UJALA	Power
				4. Human Resources Development and Training 5. Information, Education and Communication	New & Renewable Energy,
				6. Pradhan Mantri Ujjwala Yojana	Petroleum & Natural Gas
					Coal
			7.a By 2030, enhance international cooperation to facilitate access to clean energy research and technology, including renewable energy, energy efficiency and advanced and cleaner fossil-fuel technology, and promote investment in energy infrastructure and clean energy technology	7. Research, Development and International Cooperation	New & Renewable Energy
				8. Bureau of Energy Efficiency 9. Energy Conservation	Power
					Coal Petroleum & Natural Gas,
			7.b By 2030, expand infrastructure and upgrade technology for supplying modern and sustainable energy services for all in developing countries, in particular least developed countries, small island developing States and landlocked developing countries, in accordance with their respective programmes of support		Power, Petroleum & Natural Gas, New & Renewable Energy



SDG No.	SDG Description	Linkage with other SDGs	SDG Targets	Centrally Sponsored /Central Sector Schemes (CSS)	Concerned Ministries/ Departments
8	Promote sustained, inclusive and sustainable Economic growth, full and productive employment and decent work for all	SDGs 1, 4, 5, 9, 10, 12	8.1 Sustain per capita economic growth in accordance with national circumstances and, in particular, at least 7 per cent gross domestic product growth per annum in the least developed countries		Labour & Employment, Finance, MoSPI, RD, HUA, Tribal Affairs
			8.2 Achieve higher levels of economic productivity through diversification, technological upgrading and innovation, including through a focus on high-value-added and labour-intensive sectors	1. Pradhan Mantri Rojgar Protsahan Yojana 2. Employment Promotion Scheme 3. National Career Services	Labour & Employment
				4. Prime Minister's Employment Generation Programme (PMEGP) and other Credit Support Schemes	MSME
				5. Innovation, Technology Development and Deployment	Science & Technology
				6. Green Revolution 7. White Revolution	Agriculture & Cooperation
					MoSPI
			8.3 Promote development-oriented policies that support productive activities, decent job creation, entrepreneurship, creativity and innovation, and encourage the formalization and growth of micro-, small- and medium-sized enterprises, including through access to financial services	1. Deendayal Antyodaya Yojana-National Rural Livelihood Mission (DAY-NRLM)	RD
				2. Deendayal Antyodaya Yojana-National Urban Livelihood Mission (DAY-NULM)	HUA
				3. Make in India (Scheme for Investment Promotion, Scheme for implementation of National Manufacturing Policy, etc.) 4. Ease of Doing Business (e-Biz Project) 5. Start up India	Commerce & Industry (DIPP).
				6. Stand-Up India 7. Pradhan Mantri Mudra Yojana (PMMY) and allied initiatives 8. Credit Guarantee Funds	Finance
				9. Prime Minister Employment Generation Programme and Other Credit Support Schemes 10. Development of Khadi, Village and Coir Industries 11. Modified Market Development Assistance (MMDA) & setting up of Khadi plazas 12. Technology Upgradation and Quality Certification. 13. Entrepreneurship and Skill Development. 14. Infrastructure Development Programme	MSME
				15. Social Security Schemes for Workers 16. Schemes to implement labour laws	Labour & Employment
					Tribal Affairs



			8.4 Improve progressively, through 2030, global resource efficiency in consumption and production and endeavour to decouple economic growth from environmental degradation, in accordance with the 10-year Framework of Programmes on Sustainable Consumption and Production, with developed countries taking the lead	1. Swachh Bharat Mission-Rural	RD
				2. Swachh Bharat Mission-Urban 3. Smart Cities Mission 4. Atal Mission for Rejuvenation and Urban Transformation (AMRUT)	HUA
				5. National River Conservation Programme	MoEF&CC
				6. Grid Interactive Renewable Power 7. Off-Grid/Distributed and Decentralised Renewable Power 8. Research & Development	New & Renewable Energy
			8.5 By 2030, achieve full and productive employment and decent work for all women and men, including for young people and persons with disabilities, and equal pay for work of equal value	4. Pradhan Mantri Kaushal Vikas Yojana	Skill Development & Entrepreneurship
				5. Vocational Training Centres in Tribal Areas 6. National Schedule Caste/Schedule Tribe Hub Centre	Labour & Employment,
				7. Integrated Skill Development Scheme (textiles)	Textiles
				8. Mission for Protection and Empowerment of Women and Girls	WCD
				9. Umbrella Programme for Skill Development of Minorities: i. Seekho aur Kamao – Skill Development Initiatives for minorities ii. Upgrading Skills and Training in Traditional Arts/Crafts for Development (USTAAD) for minorities iii. Nai Manzil- The Integrated educational and Livelihood initiatives	Minority Affairs
				10. National Program for the Welfare of Persons with Disabilities 11. Umbrella Programme for Development of Other Vulnerable Groups	Social Justice & Empowerment
				Umbrella Programme for Skill Development of ST communities Vulnerable Groups	Tribal Affairs
			8.6 By 2020, substantially reduce the proportion of youth not in employment, education or training	1. Pradhan Mantri Kaushal Vikas Yojana	Skill Development & Entrepreneurship,
				2. Pradhan Mantri Rojgar Protsahan Yojana 3. National Career Services (NCS) 4. Employment Promotion Scheme	Labour & Employment
				5. National Service Scheme 6. Schemes for Youth development & Education (Nehru Yuva Kendra Sangathan, National Programme for Youth and Adolescent Development, etc.)	Youth Affairs and Sports





				7. Umbrella Programme for Development of STs	Tribal Affairs
			8.7 Take immediate and effective measures to eradicate forced labour, end modern slavery and human trafficking and secure the prohibition and elimination of the worst forms of child labour, including recruitment and use of child soldiers, and by 2025 end child labour in all its forms	1. National Child Labour Project 2. Rehabilitation of Bonded Labourers	Labour & Employment,
					Home Affairs WCD
			8.8 Protect labour rights and promote safe and secure working environments for all workers, including migrant workers, in particular women migrants, and those in precarious employment	1. Labour Welfare Scheme 2. Social Security for Unorganised Workers 3. Schemes for awareness generation, occupational health and enforcement of labour laws, etc.	Labour & Employment
			8.9 By 2030, devise and implement policies to promote sustainable tourism that creates jobs and promotes local culture and products	1. Tourism Infrastructure 2. Promotion and Publicity 3. Training and Skill Development	Tourism
				4. Integrated Skill Development Scheme (textiles)	Textiles
			8.10 Strengthen the capacity of domestic financial institutions to encourage and expand access to banking, insurance and financial services for all	1. Recapitalisation of Public Sector Banks 2. Support to Financial Institutions	Finance
			8.a Increase Aid for Trade support for developing countries, in particular least developed countries, including through the Enhanced Integrated Framework for Trade-Related Technical Assistance to Least Developed Countries		Commerce
			8.b By 2020, develop and operationalize a global strategy for youth employment and implement the Global Jobs Pact of the International Labour Organization	Same as 8.6 above	Labour & Employment, Youth Affairs & Sports
<b>SDG No.</b>	<b>SDG Description</b>	<b>Linkage with other SDGs</b>	<b>SDG Targets</b>	<b>Centrally Sponsored /Central Sector Schemes (CSS)</b>	<b>Concerned Ministries/ Departments</b>
9	Build resilient infrastructure, promote inclusive and sustainable industrialization and foster innovation	SDGs 4, 8, 10, 11, 12	9.1 Develop quality, reliable, sustainable and resilient infrastructure, including regional and trans border infrastructure, to support economic development and human well-being, with a focus on affordable and equitable access for all	1. Pradhan Mantri Gram Sadak Yojana (PMGSY) 2. Shyama Prasad Mukherjee Rurban Mission	RD



				3. Bharatmala Pariyojana 4. Special Accelerated Road Development Programme for North Eastern Region (SARDP-NE)	Road Transport and Highways,
				5. Railways, Mass Rapid Transit System (MRTS) and Metro Projects	Railways
				6. Border Area Development Programme (BADP)	Home Affairs
				7. Development of Industrial Corridors 8. Modified Industrial Infrastructure Upgradation Scheme (MIUS) 9. North East Industrial Development Scheme (NEIDS) 10. Industrial Development Scheme for Himalayan States - Jammu & Kashmir, Himachal Pradesh and Uttarakhand 11. Indian Footwear, Leather & Accessories Development Programme	DIPP
				12. Schemes for upgradation of Airport Infrastructure 13. Schemes for Regional Connectivity	Civil Aviation
				14. National Handloom Development Programme 15. Catalytic Development Programme under Sericulture	Textiles
				16. Digital India 17. Promotion of Electronics and IT HW manufacturing (MSIPS, EDF and Manufacturing Clusters)	Electronics & Information Technology
				18. Sagarmala Programme	Shipping
				19. MPLADS	Statistics & Programme Implementation
			9.2 Promote inclusive and sustainable industrialization and, by 2030, significantly raise industry's share of employment and gross domestic product, in line with national circumstances, and double its share in least developed countries	1. Science and Technology Institutional and Human Capacity Building 2. Research and Development 3. Innovation, Technology Development and Deployment 4. Biotechnology Research & Development 5. Industrial and Entrepreneurship Development	Science & Technology
				6. Environment Protection, Management and Sustainable Development	MoEF&CC
				7. Industrial Infrastructure Upgradation Scheme	DIPP
				8. Technology Upgradation and Quality Certification. 9. Entrepreneurship and Skill Development. 10. Infrastructure Development Programme	MSME
					Corporate Affairs, Heavy Industries
			9.3 Increase the access of small-scale industrial and other enterprises, in particular in developing countries, to financial services, including affordable credit, and their integration into value chains and markets	1. Make in India (Scheme for Investment Promotion, Scheme for implementation of National Manufacturing Policy, etc.) 2. Ease of Doing Business (e-Biz Project) 3. Start-up India	DIPP
				4. Stand-Up India	Finance



				5. Development of Khadi, Village and Coir Industries 6. Technology Upgradation and Quality Certification. 7. Entrepreneurship and Skill Development. 8. Infrastructure Development Programme	MSME
				9. Pradhan Mantri Mudra Yojana (PMMY) and allied initiatives 10. Credit Guarantee Funds	Finance
				11. Umbrella Programme for Development of Scheduled Tribes	Tribal Affairs
			9.4 By 2030, upgrade infrastructure and retrofit industries to make them sustainable, with increased resource-use efficiency and greater adoption of clean and environmentally sound technologies and industrial processes, with all countries taking action in accordance with their respective capabilities	1. Digital India	Science & Technology
				2. Railways, Mass Rapid Transit System (MRTS) and Metro Projects	HUA
				3. Scheme for Faster Adoption and Manufacturing of (Hybrid and) Electric Vehicle in India - (FAME - India). 4. Research and Development project for development of Advanced Ultra Super Critical (AUSC) Technology for Thermal Power Plants	Heavy Industries
				5. National Handloom Development Programme 6. Catalytic Development Programme under Sericulture	Textiles
				7. Make in India	DIPP
			9.5 Enhance scientific research, upgrade the technological capabilities of industrial sectors in all countries, in particular developing countries, including, by 2030, encouraging innovation and substantially increasing the number of research and development workers per 1 million people and public and private research and development spending	1. Science and Technology Institutional and Human Capacity Building 2. Research and Development 3. Innovation, Technology Development and Deployment 4. Biotechnology Research and Development 5. Industrial and Entrepreneurship Development	Science & Technology,
				6. Atal Innovation Mission (AIM) including Self Employment and Talent Utilization (SETU)	Planning
				7. Implementation of the IMPRINT Research Initiative	HRD
			9.a Facilitate sustainable and resilient infrastructure development in developing countries through enhanced financial, technological and technical support to African countries, least developed countries, landlocked developing countries and small island developing States		External Affairs, RD



			9.b Support domestic technology development, research and innovation in developing countries, including by ensuring a conducive policy environment for, inter alia, industrial diversification and value addition to commodities	<ol style="list-style-type: none"> <li>1. Science and Technology Institutional and Human Capacity Building</li> <li>2. Research and Development</li> <li>3. Innovation, Technology Development and Deployment</li> <li>4. Biotechnology Research &amp; Development</li> <li>5. Industrial and Entrepreneurship Development</li> </ol>	Science & Technology
				6. Shyama Prasad Mukherjee Rurban Mission	RD
				7. Modified Industrial Infrastructure Upgradation Scheme (MIUS)	DIPP
				8. National Handloom Development Programme	Textiles
				9. Catalytic Development Programme under Sericulture	
				10. Atal Innovation Mission	Planning
				11. Railways, Mass Rapid Transit System (MRTS) and Metro Projects	HUA
				12. Digital India	Electronics & Information Technology
				13. Promotion of Electronics and IT HW manufacturing (MSIPS, EDF and Manufacturing Clusters)	
				14. MPLADS	MoSPI
			9.c Significantly increase access to information and communications technology and strive to provide universal and affordable access to the Internet in least developed countries by 2020	1. Digital India including Promotion of Electronics and IT HW manufacturing (MSIPS, EDF and Manufacturing Clusters)	Electronics & Information Technology
				2. Bharatnet	Telecommunication
				3. Compensation to Telecom Service Providers	
<b>SDG No.</b>	<b>SDG Description</b>	<b>Linkage with other SDGs</b>	<b>SDG Targets</b>	<b>Centrally Sponsored /Central Sector Schemes (CSS)</b>	<b>Concerned Ministries/ Departments</b>
10	Reduce inequality within and among countries		10.1 By 2030, progressively achieve and sustain income growth of the bottom 40 per cent of the population at a rate higher than the national average	<ol style="list-style-type: none"> <li>1. Umbrella Scheme for Development of Scheduled Castes (Scholarships for educational empowerment, protection of civil rights, promotion of livelihoods, Special Assistance, etc.)</li> <li>2. Umbrella Programme for Development of Other Vulnerable Groups including OBCs</li> <li>3. Schemes for implementation of Persons with Disability Act, as a part of the Umbrella Programme for Development of Other Vulnerable Groups</li> <li>4. National Programme for the Welfare of Persons with Disabilities</li> <li>5. Deendayal Disabled Rehabilitation Scheme (DDRS) Scholarships for students with disabilities</li> </ol>	Social Justice & Empowerment
				6. Umbrella Programme for Development of Scheduled Tribes (Tribal Education, Vanbandhu Kalyan Yojana, Special Central Assistance, etc.)	Tribal Affairs
				7. Umbrella Programme for Development of Minorities (education empowerment, skill development & Livelihoods, etc.)	Minority Affairs
				8. Stand-Up India	Finance



				9. Prime Minister's Employment Generation Programme & allied credit support schemes	MSME
				10. Pradhan Mantri Kaushal Vikas Yojana	Skill Development & Entrepreneurship
				11. Deendayal Antyodaya Yojana National Ruraql Livelihood Mission (DAY-NRLM)	RD
				12. Deendayal Antyodaya Yojana National Urban Livelihood Mission (DAY-NULM)	HUA
			10.2 By 2030, empower and promote the social, economic and political inclusion of all, irrespective of age, sex, disability, race, ethnicity, origin, religion or economic or other status	1. Mahatma Gandhi National Rural Employment Guarantee Act (MGNREGA) 2. Deendayal Antyodaya Yojana National Ruraql Livelihood Mission (DAY-NRLM)	
				3. Pradhan Mantri Rojgar Protsahan Yojana 4. Employment Promotion Scheme 5. National Career Services	Labour & Employment
				6. Prime Minister's Employment Generation Programme (PMEGP) and other Credit Support Schemes	MSME
				7. Coaching and Guidance for SC and Other Backward Classes 8. Scheme for educational and economic development of Denotified Nomadic Tribes	Social Justice & Empowerment
				9. Umbrella scheme for development of ST communities	Tribal Affairs
				10. Umbrella scheme for development of minority communities	Minority Affairs
				11. Pradhan Mantri Mudra Yojana (PMMY)	Finance
				12. North East Region Livelihood Project (NERLP)	Ministry of Development of North Eastern Region
			10.3 Ensure equal opportunity and reduce inequalities of outcome, including by eliminating discriminatory laws, policies and practices and promoting appropriate legislation, policies and action in this regard	1. Schemes for awareness generation, occupational health and enforcement of labour laws, etc. 2. Common Registration under relevant Central Labour Acts (relating to contract and migrant labour and benefits to workers like Provident Fund, insurance, etc.)	Labour & Employment
					Social Justice & Empowerment, Law & Justice, Tribal Affairs, HRD
			10.4 Adopt policies, especially fiscal, wage and social protection policies, and progressively achieve greater equality		Social Justice & Empowerment, Tribal Affairs
			10.5 Improve the regulation and monitoring of global financial markets and institutions and strengthen the implementation of such regulations		Finance
			10.6 Ensure enhanced representation and voice for developing countries in decision-making in global international economic and financial institutions in order to deliver more effective, credible, accountable and legitimate institutions		Finance



			10.7 Facilitate orderly, safe, regular and responsible migration and mobility of people, including through the implementation of planned and well-managed migration policies		Overseas Indian Affairs, Labour and Employment
			10.a Implement the principle of special and differential treatment for developing countries, in particular least developed countries, in accordance with World Trade Organization agreements		External Affairs, Commerce, DIPP
			10.b Encourage official development assistance and financial flows, including foreign direct investment, to States where the need is greatest, in particular least developed countries, African countries, small island developing States and landlocked developing countries, in accordance with their national plans and programmes		Finance
			10.c By 2030, reduce to less than 3 per cent the transaction costs of migrant remittances and eliminate remittance corridors with costs higher than 5 percent		Finance
SDG No.	SDG Description	Linkage with other SDGs	SDG Targets	Centrally Sponsored /Central Sector Schemes (CSS)	Concerned Ministries/ Departments
11	Make cities and human settlements inclusive, safe, resilient and sustainable		11.1 By 2030, ensure access for all to adequate, safe and affordable housing and basic services and upgrade slums	1. Pradhan Mantri Awas Yojana (PMAY) - Urban 2. Atal Mission for Rejuvenation and Urban Transformation (AMRUT) 3. Smart Cities Mission	Housing and Urban Affairs
				4. Pradhan Mantri Awas Yojana (PMAY) - Rural	RD
			11.2 By 2030, provide access to safe, affordable, accessible and sustainable transport systems for all, improving road safety, notably by expanding public transport, with special attention to the needs of those in vulnerable situations, women, children, persons with disabilities and older persons	1. Atal Mission for Rejuvenation and Urban Transformation (AMRUT) 2. Smart Cities Mission 3. MRTS and Metro Project	Housing & Urban Affairs
				4. Bharatmala Pariyojan	Road Transport & Highways
				5. Schemes for Railway Infrastructure Development	Railways
				6. Shyama Prasad Mukherjee RURBAN Mission	RD



			11.3 By 2030, enhance inclusive and sustainable urbanization and capacity for participatory, integrated and sustainable human settlement planning and management in all countries	1. Atal Mission for Rejuvenation and Urban Transformation (AMRUT) 2. Smart Cities Mission 3. Swachh Bharat Mission	Housing and Urban Affairs
			11.4 Strengthen efforts to protect and safeguard the world's cultural and natural heritage	1. Kala Sanskriti Vikas Yojana 2. National Heritage City Development and Augmentation Yojana (HRIDAY)	Culture
			11.5 By 2030, significantly reduce the number of deaths and the number of people affected and substantially decrease the direct economic losses relative to global gross domestic product caused by disasters, including water-related disasters, with a focus on protecting the poor and people in vulnerable situations	1. Infrastructure of Disaster Management 2. National Cyclone Risk Mitigation Project (NCRMP) 3. Other Disaster Management Schemes	Home Affairs
				4. Flood Management & Border Areas Programme 5. Development of Water Resources Information System	MOWR, RD &GR
				6. Atmosphere and Climate Research – Modelling, Observing Systems and Services (ACROSS) 7. Ocean Services, Technology, Observations, Resources, Modelling and Science (OSTORMS) 8. Seismology and Geosciences (SAGE)	Earth Sciences
				9. Design & Development of Applications for EO, Communication, Disaster Management, etc.	Space
			11.6 By 2030, reduce the adverse per capita environmental impact of cities, including by paying special attention to air quality and municipal and other waste management	1. Atal Mission for Rejuvenation and Urban Transformation (AMRUT) 2. Smart Cities Mission 3. Swachh Bharat Mission-Urban	Housing and Urban Affairs
				4. Environment Protection, Management and Sustainable Development	MoEF&CC
			11.7 By 2030, provide universal access to safe, inclusive and accessible, green and public spaces, in particular for women and children, older persons and persons with disabilities	1. Atal Mission for Rejuvenation and Urban Transformation (AMRUT)	Housing and Urban Affairs
			11.a Support positive economic, social and environmental links between urban, peri-urban and rural areas by strengthening national and regional development planning	1. Shyama Prasad Mukherjee RURBAN Mission	RD
				2. North Eastern Regional Urban Development Project (NERUDP) and other projects in the North Eastern Region	HUA



				3. Rastriya Gram Swaraj Abhiyan (RGSA)	Panchayati Raj
			11.b By 2020, substantially increase the number of cities and human settlements adopting and implementing integrated policies and plans towards inclusion, resource efficiency, mitigation and adaptation to climate change, resilience to disasters, and develop and implement, in line with the Sendai Framework for Disaster Risk Reduction 2015-2030, holistic disaster risk management at all levels	1. Atal Mission for Rejuvenation and Urban Transformation (AMRUT)	Housing & Urban Affairs,
				2. Infrastructure of Disaster Management 3. National Cyclone Risk Mitigation Project (NCRMP) 4. Other Disaster Management Schemes	Home Affairs
				5. Flood Management & Border Areas Programme 6. Development of Water Resources Information System	MoWR, RD & GR
				7. Atmosphere and Climate Research – Modelling, Observing Systems and Services (ACROSS) 8. Ocean Services, Technology, Observations, Resources, Modelling and Science (OSTORMS) 9. Seismology and Geosciences (SAGE).	Earth Sciences
				10. Design & Development of Applications for EO, Communication, Disaster Management, etc.	Space
			11.c Support least developed countries, including through financial and technical assistance, in building sustainable and resilient buildings utilizing local materials		Finance, External Affairs
<b>SDG No.</b>	<b>SDG Description</b>	<b>Linkage with other SDGs</b>	<b>SDG Targets</b>	<b>Centrally Sponsored /Central Sector Schemes (CSS)</b>	<b>Concerned Ministries/ Departments</b>
12	Ensure sustainable consumption and production Patterns	SDGs 2, 6, 7, 8, 9, 11, 13, 14, 15	12.1 Implement the 10-year Framework of Programmes on Sustainable Consumption and Production Patterns, all countries taking action, with developed countries taking the lead, taking into account the development and capabilities of developing countries		Agriculture & Cooperation, MoEF&CC, Commerce and Industry, New & Renewable Energy
			12.2 By 2030, achieve the sustainable management and efficient use of natural resources	1. National Mission for a Green India 2. Conservation of Natural Resources and Eco-systems 3. National River Conservation Programme 4. Environment Protection, Management and Sustainable Development	MoEF&CC,
				5. Science &Technology Programme (Mines)	Mines





			12.3 By 2030, halve per capita global food waste at the retail and consumer levels and reduce food losses along production and supply chains, including post-harvest losses	1. Consumer Protection (including consumer awareness development)	Consumer Affairs Food & Public Distribution,
				2. Pradhan Mantri Kisan SAMPADA Yojana 3. Storage and Go-downs	Food Processing Industries
			12.4 By 2020, achieve the environmentally sound management of chemicals and all wastes throughout their life cycle, in accordance with agreed international frameworks, and significantly reduce their release to air, water and soil in order to minimize their adverse impacts on human health and the environment	1. Environment Protection, Management and Sustainable Development 2. Decision Support System for Environmental Policy, Planning and Outcome Evaluation	MoEF&CC,
				3. Shyama Prasad Mukherjee RURBAN Mission	RD
				4. Swachh Bharat Mission – Rural	Drinking Water & Sanitation
				5. Swachh Bharat Mission – Urban	HUA
					Agriculture & Cooperation, .Chemicals & Fertilisers,
			12.5 By 2030, substantially reduce waste generation through prevention, reduction, recycling and reuse	11. Atal Mission for Rejuvenation and Urban Transformation (AMRUT) 12. Swachh Bharat Mission-Urban	Urban Development
				13. Shyama Prasad Mukherjee RURBAN Mission	RD
				14. Environment Protection, Management and Sustainable Development 15. Decision Support System for Environmental Policy, Planning and Outcome Evaluation	MoEF&CC,
			12.6 Encourage companies, especially large and transnational companies, to adopt sustainable practices and to integrate sustainability information into their reporting cycle		MoEF&CC, Corporate Affairs
			12.7 Promote public procurement practices that are sustainable, in accordance with national policies and priorities		Finance
			12.8 By 2030, ensure that people everywhere have the relevant information and awareness for sustainable development and lifestyles in harmony with nature	1. Environment Protection, Management and Sustainable Development 2. Decision Support System for Environmental Policy, Planning and Outcome Evaluation	MoEF&CC,
					Information & Broadcasting



			12.a Support developing countries to strengthen their scientific and technological capacity to move towards more sustainable patterns of consumption and production		MoEF&CC, Science & Technology
			12.b Develop and implement tools to monitor sustainable development impacts for sustainable tourism that creates jobs and promotes local culture and products	<ol style="list-style-type: none"> <li>1. Tourism Infrastructure                             <ol style="list-style-type: none"> <li>i. Swadesh Darshan - Integrated Development of Tourist Circuits around specific themes</li> <li>ii. PRASAD - Pilgrimage Rejuvenation and Spiritual Augmentation Drive</li> <li>iii. Assistance to Central Agencies for Tourism Infrastructure Development</li> </ol> </li> <li>2. Promotion and Publicity                             <ol style="list-style-type: none"> <li>i. Domestic Promotion and Publicity including Hospitality</li> <li>ii. Overseas Promotion and Publicity including Market Development Assistance</li> </ol> </li> <li>3. Training for Entrepreneurship Development, etc.</li> </ol>	Tourism
					MoEF&CC
			12.c Rationalize inefficient fossil-fuel subsidies that encourage wasteful consumption by removing market distortions, in accordance with national circumstances, including by restructuring taxation and phasing out those harmful subsidies, where they exist, to reflect their environmental impacts, taking fully into account the specific needs and conditions of developing countries and minimizing the possible adverse impacts on their development in a manner that protects the poor and the affected communities		Finance, Petroleum & Natural Gas
SDG No.	SDG Description	Linkage with other SDGs	SDG Targets	Centrally Sponsored /Central Sector Schemes (CSS)	Concerned Ministries/ Departments
13	Take urgent action to combat climate change and its impacts	SDGs 2, 3, 4, 6, 7, 8, 9, 11, 12, 14, 15	13.1 Strengthen resilience and adaptive capacity to climate-related hazards and natural disasters in all countries	<ol style="list-style-type: none"> <li>1. National Mission for a Green India</li> <li>2. Conservation of Natural Resources and Eco-systems</li> <li>3. National River Conservation Programme</li> <li>4. Environment Protection, Management and Sustainable Development</li> </ol>	MoEF&CC
					Home Affairs
			13.2 Integrate climate change measures into national policies, strategies and planning	<ol style="list-style-type: none"> <li>1. National Mission for a Green India</li> <li>2. Conservation of Natural Resources and Eco-systems</li> <li>3. National River Conservation Programme</li> <li>4. Environment Protection, Management and Sustainable Development</li> </ol>	MoEF&CC,
				<ol style="list-style-type: none"> <li>5. Grid-Interactive Renewable Power (solar, wind, small hydro and biopower, and green energy corridor)</li> <li>6. Off-Grid/Distributed Renewable Power (solar, wind, small hydro and biopower, biogas and other renewable energy applications)</li> <li>7. Research and Development</li> </ol>	New and Renewable Energy



				8. Power system improvement, Smart Grids, etc.	Power
			13.3 Improve education, awareness-raising and human and institutional capacity on climate change mitigation, adaptation, impact reduction and early warning	<ol style="list-style-type: none"> <li>1. Decision Support System for Environmental Policy, Planning and Outcome Evaluation</li> <li>2. Environmental Knowledge and Capacity Building</li> <li>3. Human Resources Development and Training</li> <li>4. Information, Education and Communication</li> </ol>	MoEF&CC,
					New and Renewable Energy, Information & Broadcasting
			13.a Implement the commitment undertaken by developed-country parties to the United Nations Framework Convention on Climate Change to a goal of mobilizing jointly \$100 billion annually by 2020 from all sources to address the needs of developing countries in the context of meaningful mitigation actions and transparency on implementation and fully operationalize the Green Climate Fund through its capitalization as soon as possible		MoEF&CC
			13.b Promote mechanisms for raising capacity for effective climate change-related planning and management in least developed countries, and small islands developing States, including focusing on women, youth and local and marginalised communities		MoEF&CC
SDG No.	SDG Description	Linkage with other SDGs	SDG Targets	Centrally Sponsored /Central Sector Schemes (CSS)	Concerned Ministries/ Departments
14	Conserve and sustainably use the oceans, seas and marine resources for sustainable development	SDGs 9, 12, 13, 15,16	14.1 By 2025, prevent and significantly reduce marine pollution of all kinds, in particular from land-based activities, including marine debris and nutrient pollution	<ol style="list-style-type: none"> <li>1. Environment Protection, Management and Sustainable Development</li> <li>2. National Coastal Management Programme</li> </ol>	MoEF&CC,
				3. Neel Kranti Mission (Blue Revolution) – Marine fisheries and aquaculture related components	Agriculture & Cooperation
				4. Ocean Services, Technology, Observations, Resources Modelling and Science (O-STORMS)	Earth Sciences



			14.2 By 2020, sustainably manage and protect marine and coastal ecosystems to avoid significant adverse impacts, including by strengthening their resilience, and take action for their restoration in order to achieve healthy and productive oceans	<ol style="list-style-type: none"> <li>1. Conservation of Natural Resources and Eco-systems</li> <li>2. National Coastal Management Programme</li> <li>3. Environment Protection, Management and Sustainable Development</li> </ol>	MoEF&CC
					Earth Sciences,
			14.3 Minimize and address the impacts of ocean acidification, including through enhanced scientific cooperation at all levels	<ol style="list-style-type: none"> <li>1. National Coastal Management Programme</li> </ol>	MoEF&CC
				<ol style="list-style-type: none"> <li>2. Ocean Services, Technology, Observations, Resources Modelling and Science (O-STORMS)</li> <li>3. ESSO - Indian National Centre for Ocean Information Services</li> </ol>	Earth Sciences,
			14.4 By 2020, effectively regulate harvesting and end overfishing, illegal, unreported and unregulated fishing and destructive fishing practices and implement science-based management plans, in order to restore fish stocks in the shortest time feasible, at least to levels that can produce maximum sustainable yield as determined by their biological characteristics	<ol style="list-style-type: none"> <li>1. Neel Kranti Mission (Blue Revolution): Integrated Development and Management of Fisheries) (Core)</li> <li>2. Fishery Science</li> </ol>	Dept. of Animal Husbandry, Dairying & Fisheries (DADF)
			14.5 By 2020, conserve at least 10 per cent of coastal and marine areas, consistent with national and international law and based on the best available scientific information	<ol style="list-style-type: none"> <li>1. National Coastal Management Programme</li> <li>2. Conservation of Natural Resources and Eco-systems</li> </ol>	MoEF&CC,
				<ol style="list-style-type: none"> <li>3. Ocean Services, Technology, Observations, Resources Modelling and Science (O-STORMS)</li> </ol>	Earth Sciences
					Dairying & Fisheries (DADF). Science & Technology, Dept. of Animal Husbandry
			14.6 By 2020, prohibit certain forms of fisheries subsidies which contribute to overcapacity and overfishing, eliminate subsidies that contribute to illegal, unreported and unregulated fishing and refrain from introducing new such subsidies, recognizing that appropriate and effective special and differential treatment for developing and least developed countries should be an integral part of the World Trade Organization fisheries subsidies negotiation		Dept. of Animal Husbandry, Dairying & Fisheries (DADF)



			14.7 By 2030, increase the economic benefits to small island developing States and least developed countries from the sustainable use of marine resources, including through sustainable management of fisheries, aquaculture and tourism		Dept. of Animal Husbandry, Dairying & Fisheries (DADF), Tourism
			14.a Increase scientific knowledge, develop research capacity and transfer marine technology, taking into account the Intergovernmental Oceanographic Commission Criteria and Guidelines on the Transfer of Marine Technology, in order to improve ocean health and to enhance the contribution of marine biodiversity to the development of developing countries, in particular small island developing States and least developed countries	1. National Coastal Management Programme	MoEF&CC
				2. Ocean Services, Technology, Observations, Resources Modelling and Science (O-STORMS) 3. ESSO - Indian National Centre for Ocean Information Services	Earth Science
			14.b Provide access for small-scale artisanal fishers to marine resources and markets	1. Neel Kranti Mission (Blue Revolution) – Marine fisheries and aquaculture related components	Dept. of Animal Husbandry, Dairying & Fisheries (DADF)
			14.c Enhance the conservation and sustainable use of oceans and their resources by implementing international law, as reflected in the United Nations Convention on the Law of the Sea, which provides the legal framework for the conservation and sustainable use of oceans and their resources, as recalled in paragraph 158 of “The future we want”	1. Ocean Services, Technology, Observations, Resources Modelling and Science (O-STORMS) 2. ESSO - Indian National Centre for Ocean Information Services	Earth Science
<b>SDG No.</b>	<b>SDG Description</b>	<b>Linkage with other SDGs</b>	<b>SDG Targets</b>	<b>Centrally Sponsored /Central Sector Schemes (CSS)</b>	<b>Concerned Ministries/ Departments</b>
15	Protect, restore and promote sustainable use of terrestrial ecosystems, sustainably manage forests, combat desertification, and halt and reverse land degradation and halt biodiversity loss	SDGs 2, 6, 9, 12, 14, 16	15.1 By 2020, ensure the conservation, restoration and sustainable use of terrestrial and inland freshwater ecosystems and their services, in particular forests, wetlands, mountains and drylands, in line with obligations under international agreements	1. National Mission for a Green India 2. (Integrated Development for Wildlife Habitat (Project Tiger, Project Elephant etc.) 3. Conservation of Natural Resources and Ecosystem 4. National River Conservation Programme. 5. Environment Protection, Management and Sustainable Development 6. Decision Support System for Environmental Policy, Planning and Outcome Evaluation 7. Environmental Knowledge and Capacity Building	MoEF&CC,



				8. River Basin Management 9. Flood Management & Border Areas Programme	MoWR,RD&GR
				10. National Mission on Sustainable Agriculture and other relevant components of the umbrella scheme on Green Revolution	Agriculture & Cooperation
			15.2 By 2020, promote the implementation of sustainable management of all types of forests, halt deforestation, restore degraded forests and substantially increase afforestation and reforestation globally	1. National Mission for a Green India 2. Integrated Development for Wildlife Habitat (Project Tiger, Project Elephant etc.) 3. Conservation of Natural Resources and Ecosystem 4. Environment Protection, Management and Sustainable Development 5. Decision Support System for Environmental Policy, Planning and Outcome Evaluation 6. Environmental Knowledge and Capacity Building	MoEF&CC
					Tribal Affairs
			15.3 By 2020, combat desertification, restore degraded land and soil, including land affected by desertification, drought and floods, and strive to achieve a land-degradation-neutral world	1. National Mission for a Green India 2. Conservation of Natural Resources and Ecosystem 3. Environment Protection, Management and Sustainable Development 4. Decision Support System for Environmental Policy, Planning and Outcome Evaluation	MoEF&CC
				5. Ground Water Management and Regulation National Hydrology Project 6. Water Resources Information System 7. River Basin management	MoWR, CD & GR
				8. PMKSY – Watershed component	Land Resources
			15.4 By 2030, ensure the conservation of mountain ecosystems, including their biodiversity, in order to enhance their capacity to provide benefits that are essential for sustainable development	1. Conservation of Natural Resources and Ecosystem 2. Integrated Development for Wildlife Habitat (Project Tiger, Project Elephant etc.) 3. Environment Protection, Management and Sustainable Development 4. Environmental Knowledge and Capacity Building	MoEF&CC,
			15.5 Take urgent and significant action to reduce the degradation of natural habitats, halt the loss of biodiversity and, by 2020, protect and prevent the extinction of threatened species	1. Conservation of Natural Resources and Ecosystem 2. Integrated Development for Wildlife Habitat (Project Tiger, Project Elephant etc.)	MoEF&CC
			15.6 Promote fair and equitable sharing of the benefits arising from the utilization of genetic resources and promote appropriate access to such resources, as internationally agreed	1. Green Revolution (umbrella scheme) 2. White Revolution (the umbrella scheme includes National Livestock Mission (NLM), National Programme for Bovine Breeding and Dairy Development, etc. 3. Crop science, 4. Animal science, 5. Fishery science	Agriculture & Cooperation,
				6. Integrated Development for Wildlife Habitat (Project Tiger, Project Elephant etc.) 7. Conservation of Natural Resources and Eco-System	MoEF&CC
					Tribal Affairs



			15.7 Take urgent action to end poaching and trafficking of protected species of flora and fauna and address both demand and supply of illegal wildlife products	1. Integrated Development for Wildlife Habitat (Project Tiger, Project Elephant etc.)	MoEF&CC
			15.8 By 2020, introduce measures to prevent the introduction and significantly reduce the impact of invasive alien species on land and water ecosystems and control or eradicate the priority species	Conservation of Natural Resources and Ecosystem	MoEF&CC
			15.9 By 2020, integrate ecosystem and biodiversity values into national and local planning, development processes, poverty reduction strategies and accounts	1. Conservation of Natural Resources and Ecosystem 2. Environmental Knowledge and Capacity Building	MoEF&CC,
				3. Rashtriya Gram Swaraj Abhiyan (RGSA)	Panchayati Raj,
					RD Tribal Affairs
			15.a Mobilize and significantly increase financial resources from all sources to conserve and sustainably use biodiversity and ecosystems		MoEF&CC, Finance
			15.b Mobilize significant resources from all sources and at all levels to finance sustainable forest management and provide adequate incentives to developing countries to advance such management, including for conservation and reforestation		MoEF&CC, Ministry of Finance, Tribal Affairs
			15.c Enhance global support for efforts to combat poaching and trafficking of protected species, including by increasing the capacity of local communities to pursue sustainable livelihood opportunities	1. Integrated Development for Wildlife Habitat (Project Tiger, Project Elephant etc.) 2. Conservation of Natural Resources and Ecosystem	MoEF&CC
SDG No.	SDG Description	Linkage with other SDGs	SDG Targets	Centrally Sponsored /Central Sector Schemes (CSS)	Concerned Ministries/ Departments
16	Promote peaceful and inclusive societies for sustainable development, provide access to justice for all and build effective, accountable and inclusive institutions at all levels	SDGs 1, 4, 5, 8, 10, 11 and 17	16.1 Significantly reduce all forms of violence and related death rates everywhere		Home Affairs
			16.2 End abuse, exploitation, trafficking and all forms of violence against and torture of children	1. Umbrella ICDS 2. National Labour Project	Home Affairs, Labour & Employment



			16.3 Promote the rule of law at the national and international levels and ensure equal access to justice for all		Home Affairs, Law & Justice
			16.4 By 2030, significantly reduce illicit financial and arms flows, strengthen the recovery and return of stolen assets and combat all forms of organized crime		Home Affairs
			16.5 Substantially reduce corruption and bribery in all their forms		Home Affairs
			16.6 Develop effective, accountable and transparent institutions at all levels	1. Digital India 2. Digital India Land Record Modernization Programme	Science & Technology
				3. Rashtriya Gram Swaraj Abhiyan (RGSA)	Panchayati Raj
				4. Modernisation of Police Forces (including Security Related Expenditure)	Home Affairs
				5. Development of Infrastructure Facilities for Judiciary including Gram Nyayalayas and e-courts	Law & Justice
			16.7 Ensure responsive, inclusive, participatory and representative decision-making at all levels		Personnel, Public Grievances and Pensions, HUA, RD, Panchayati Raj
			16.8 Broaden and strengthen the participation of developing countries in the institutions of global governance		External Affairs
			16.9 By 2030, provide legal identity for all, including birth registration	Aadhaar Card	UIDAI, Home Affairs, Panchayati Raj
			16.10 Ensure public access to information and protect fundamental freedoms, in accordance with national legislation and international agreements		Home Affairs, MEA
			16.a Strengthen relevant national institutions, including through international cooperation, for building capacity at all levels, in particular in developing countries, to prevent violence and combat terrorism and crime		Home Affairs, MEA
			16.b Promote and enforce non-discriminatory laws and policies for sustainable development		Home Affairs
SDG No.	SDG Description	Linkage with other SDGs	SDG Targets	Centrally Sponsored /Central Sector Schemes (CSS)	Concerned Ministries/ Departments
17	Strengthen the means of implementation and revitalize the global partnership for sustainable Development		Finance 17.1 Strengthen domestic resource mobilization, including through international support to developing countries, to improve domestic capacity for tax and other revenue collection		Finance Corporate Affairs





			17.2 Developed countries to implement fully their official development assistance commitments, including the commitment by many developed countries to achieve the target of 0.7 per cent of gross national income for official development assistance (ODA/GNI) to developing countries and 0.15 to 0.20 per cent of ODA/GNI to least developed countries; ODA providers are encouraged to consider setting a target to provide at least 0.20 per cent of ODA/GNI to least developed countries		Finance, MEA
			17.3 Mobilize additional financial resources for developing countries from multiple sources		Finance
			17.4 Assist developing countries in attaining long-term debt sustainability through coordinated policies aimed at fostering debt financing, debt relief and debt restructuring, as appropriate, and address the external debt of highly indebted poor countries to reduce debt distress		MEA, Finance
			17.5 Adopt and implement investment promotion regimes for least developed countries		MEA, Finance
			Technology 17.6 Enhance North-South, South-South and triangular regional and international cooperation on and access to science, technology and innovation and enhance knowledge sharing on mutually agreed terms, including through improved coordination among existing mechanisms, in particular at the United Nations Level, and through a global technology facilitation mechanism.  knowledge sharing on mutually agreed terms, including through improved coordination among existing mechanisms, in particular at the United Nations level, and through a global technology facilitation mechanism when agreed upon		MEA  Information & Broadcasting



			17.7 Promote the development, transfer, dissemination and diffusion of environmentally sound technologies to developing countries on favourable terms, including on concessional and preferential terms, as mutually agreed		MoEF&CC, Science & Technology
			17.8 Fully operationalize the technology bank and science, technology and innovation capacity building mechanism for least developed countries by 2017 and enhance the use of enabling technology, in particular information and communications technology		Science & Technology, Telecommunication
			Capacity-building 17.9 Enhance international support for implementing effective and targeted capacity-building in developing countries to support national plans to implement all the sustainable development goals, including through North-South, South-South and triangular cooperation		MEA, RD
			Trade 17.10 Promote a universal, rules-based, open, non-discriminatory and equitable multilateral trading system under the World Trade Organization, including through the conclusion of negotiations under its Doha Development Agenda		Commerce
			17.11 Significantly increase the exports of developing countries, in particular with a view to doubling the least developed countries' share of global exports by 2020		Commerce
			17.12 Realise timely implementation of duty-free and quota-free market access on a lasting basis for all least developed countries, consistent with World Trade Organization decisions, including by ensuring that preferential rules of origin applicable to imports from least developed countries are transparent and simple, and contribute to facilitating market access		Commerce, DIPP
			Policy and institutional coherence 17.13 Enhance global macroeconomic stability, including through policy coordination and policy coherence		Finance, MoSPI



			17.14 Enhance policy coherence for sustainable development		MoEF&CC
			17.15 Respect each country's policy space and leadership to establish and implement policies for poverty eradication and sustainable development		MEA, Rural Development
			Multi-stakeholder partnerships 17.16 Enhance the global partnership for sustainable development, complemented by multi-stakeholder partnerships that mobilize and share knowledge, expertise, technology and financial resources, to support the achievement of the sustainable development goals in all countries, in particular developing countries		MoEF&CC  Information & Broadcasting
			17.17 Encourage and promote effective public, public-private and civil society partnerships, building on the experience and resourcing strategies of partnerships		Finance
			Data, monitoring and accountability 17.18 By 2020, enhance capacity-building support to developing countries, including for least developed countries and small island developing States, to increase significantly the availability of high-quality, timely and reliable data disaggregated by income, gender, age, race, ethnicity, migratory status, disability, geographic location and other characteristics relevant in national contexts		MoSPI
			17.19 By 2030, build on existing initiatives to develop measurements of progress on sustainable development that complement gross domestic product, and support statistical capacity-building in developing countries		MoSPI  RD



### List of Abbreviations

Sr. No.	Abbreviations	Name of the Ministry
1.	Agriculture & Co-operation	Ministry of Agriculture and Farmers Welfare
2.	AYUSH	Ministry of AYUSH
3.	Chemicals and Fertilizers	Ministry of Chemicals and Fertilizers
4.	Civil Aviation	Ministry of Civil Aviation
5.	Coal	Ministry of Coal
6.	Commerce and Industry, DIPP	Ministry of Commerce and Industry - Department of Industrial Policy & Promotion
7.	Telecommunication	Ministry of Communications and Information Technology
8.	Consumer Affairs Food & Public Distribution	Ministry of Consumer Affairs, Food and Public Distribution
9.	Corporate Affairs	Ministry of Corporate Affairs
10.	Culture	Ministry of Culture
11.	Development of North Eastern Region	Ministry of Development of North Eastern Region
12.	Drinking Water and Sanitation	Ministry of Drinking Water and Sanitation
13.	Earth Sciences	Ministry of Earth Sciences
14.	MOEF&CC	Ministry of Environment, Forest and Climate Change
15.	MEA	Ministry of External Affairs
16.	Finance	Ministry of Finance
17.	Food Processing Industries	Ministry of Food Processing Industries
18.	Health & FW	Ministry of Health and Family Welfare
19.	Heavy Industries	Ministry of Heavy Industries and Public Enterprises
20.	Home Affairs	Ministry of Home Affairs
21.	HUA	Ministry of Housing and Urban Affairs
22.	HRD	Ministry of Human Resource Development
23.	Information and Broadcasting	Ministry of Information and Broadcasting
24.	Labour and Employment	Ministry of Labour and Employment
25.	Law and Justice	Ministry of Law and Justice
26.	MSME	Ministry of Micro, Small and Medium Enterprises
27.	Mines	Ministry of Mines
28.	Minority Affairs	Ministry of Minority Affairs
29.	New and Renewable	Ministry of New and Renewable Energy
30.	Overseas Indian Affairs	Ministry of Overseas Indian Affairs
31.	Panchayati Raj	Ministry of Panchayati Raj
32.	Personnel, Public Grievances and Pensions	Ministry of Personnel, Public Grievances and Pensions
33.	Petroleum & Natural Gas	Ministry of Petroleum & Natural Gas
34.	Power	Ministry of Power
35.	Railway	Ministry of Railway



36.	Road Transport and Highways	Ministry of Road Transport and Highways
37.	RD	Ministry of Rural Development
38.	Science and Technology	Ministry of Science and Technology
39.	Shipping	Ministry of Shipping
40.	Skill Development & Entrepreneurship	Ministry of Skill Development & Entrepreneurship
41.	Social Justice & Empowerment	Ministry of Social Justice & Empowerment
42.	MOSPI	Ministry of Statistics and Programme Implementation
43.	Steel	Ministry of Steel
44.	Textiles	Ministry of Textiles
45.	Tourism	Ministry of Tourism
46.	Tribal Affairs	Ministry of Tribal Affairs
47.	Urban Development	Ministry of Urban Development
48.	MoWR,RD&GR	Ministry of Water Resources, River Development and Ganga Rejuvenation
49.	WCD	Ministry of Women and Child Development
50.	Youth Affairs and Sports	Ministry of Youth Affairs and Sports



**Annex E**  
**Year-Wise Break-Up of the Common Budgetary Framework (in '000 USD)**

AGENCIES	2018	2019	2020	2021	2022	TOTAL
UNICEF	112,100	114,200	117,200	119,500	118,500	581,500
UNDP	51,460	73,311	76,802	73,311	74,216	349,100
WHO	44,000	44,000	45,000	45,000	45,000	223,000
IFAD	27,000	31,500	33,000	31,500	27,000	150,000
UNIDO	10,000	12,000	12,000	13,000	13,000	60,000
UNFPA	8,970	8,715	9,130	8,715	7,470	43,000
ILO	6,480	7,560	7,920	7,560	6,480	36,000
FAO	3,613	7,474	6,053	6,015	6,597	29,753
WFP	3,994	3,736	4,318	4,116	4,104	20,268
UNWOMEN	4,741	6,046	6,138	6,350	6,550	29,825
IOM	70	130	250	250	300	1,000
UNESCO	4,664	4,923	4,000	4,000	4,000	21,587
UNHCR	3,128	3,284	3,284	3,284	3,284	16,266
UNAIDS	1,311	1,362	380	362	362	3,777
UNV	189	200	200	100	-	689
UNEP	1,550	3,100	4,650	4,650	4,650	18,600
UNOPS	500	500	500	500	500	2,500
UNHABITAT	100	100	150	150	150	650
UNODC	781	250	150	150	100	1,431
<b>TOTAL</b>	<b>284,650</b>	<b>322,393</b>	<b>331,125</b>	<b>328,514</b>	<b>322,264</b>	<b>1,588,945</b>

1. Calculations reflects approximate Official Development Assistance except for IFAD which is categorised as concessional lending.
2. These figures are indicative and may vary year wise and across agencies as well.













**UNITED  
NATIONS  
INDIA**



**United Nations Resident Coordinator's Office**

55, Lodi Estate New Delhi-110003, India  
Tel.: 91-11-46532333 | Fax: 91-11-24627612  
Email: [unrco.in@one.un.org](mailto:unrco.in@one.un.org) | Website: <http://in.one.un.org/>

 @UNinIndia

 @UnitedNationsIndia

